



Daikin UK Price Book

April 2022

Prices valid from
1st April 2022



Including indoor air quality, R32 VRV 5 Mini and
Maxi and our new range of R32 heat pumps

Ultimate Air Ltd

Ultimate Air Ltd is a customer focused specialist supplier of Daikin Heating Ventilating and Air Conditioning products.

Our experienced staff can offer full technical design assistance for both VRV and Split Systems and our post sales technical support engineers will help guide you through any site related problems you may incur.

With over 200 years of combined experience, and a proven track record over the last 18 years, Ultimate Air Ltd are able to provide bespoke solutions for a wide range of projects with a variety of specialist applications.

This has previously included hospitals and medical facilities in Camp Bastion as well as other MOD specialist applications where we have worked in conjunction with consultants, end users and contractors, to provide energy efficient and bespoke designs.

We have also completed projects including air-side facilities at Heathrow, the Bar Council London, the Corporation of London, Banks, Hospitals, Schools, Hotels, amongst many other Commercial, Residential & Industrial applications.

We enhance our design scope and services by being able to provide assistance with ventilation and other connected industries, aiming to consolidate design, and provide suitable and competent procurement avenues.

At Ultimate Air we pride ourselves on ensuring our clients have a depth of single point contact, that strengthens both customer relationships and the effectiveness of our responses and solutions.

Ultimate Air Ltd

Godstone Vineyard, Quarry Road,
Godstone, Surrey RH9 8DQ
Telephone 01883 745001
Email sales@ultimateair.co.uk

Conditions

Capacity Conditions

Unit cooling and heating capacities shown within this price book are based on the following conditions:

Nominal cooling

Ambient = 35°C
Internal = 27°C db 19°C wb

Nominal heating

Ambient = 7°C db 6°C wb
Internal = 20°C db

UK cooling

Ambient = 30°C
Internal = 22°C db 16°C wb

Heat Source

Unless otherwise indicated, all units within this price book are air-cooled.

Electrical Installation Guidance

Daikin air conditioners must be installed to the local electrical regulations and all outdoor units should be protected with type 2 RCD devices as noted in our installation instructions.

Seasonal Efficiency

Split and Sky Air

Systems of up to 12kW must now show Seasonal Efficiency Ratings instead of Nominal Efficiency Ratings. These ratings (SEER for cooling, SCOP for heating) represent how effective a system is throughout the year, and are in accordance with EN14825. For more information on Seasonal Efficiency, visit www.daikin.co.uk/seasonal-efficiency

For Daikin UK, this means all our Split and Sky Air products up to 12kW display SEER and SCOP data along with Energy

Label information and Annual Energy Consumption of the system. The AEC is based upon 500 hours use per year.

VRV η_s %

η_s % is defined as the seasonal space energy efficiency as per LOT21 Ecodesign Directive (Erp) for commercial heating and cooling products.

Nominal Efficiency

This measure of efficiency is calculated by dividing the capacity output of a unit by the power required to deliver it. For cooling, this is expressed as EER, for heating as COP.

Nominal Efficiencies are used for systems above 12kW. It is not possible to compare Nominal and Seasonal Efficiency ratings due to the different calculation methods used.

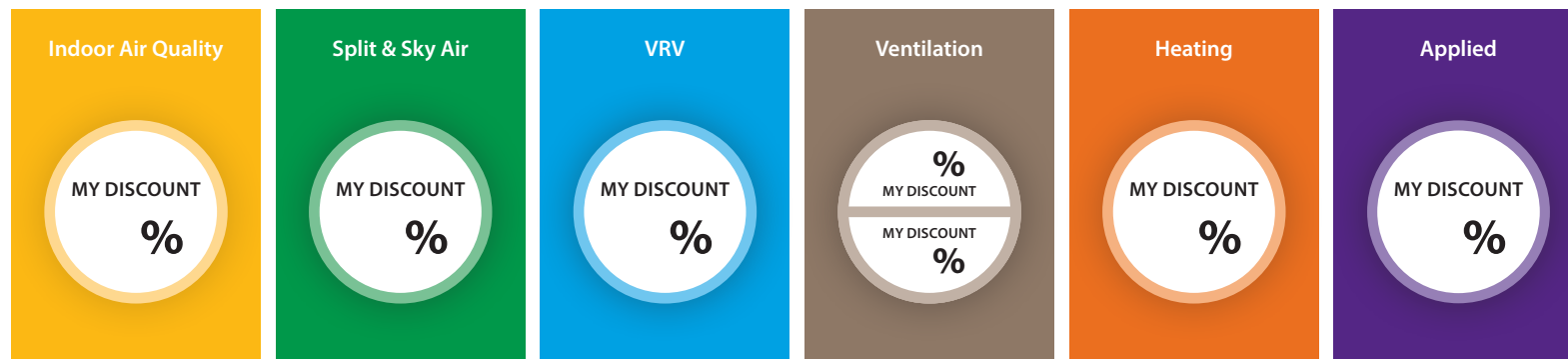
Daikin UK Price Book 2022

Contents

Product Highlights	ii	Ventilation	173
Split Range for 2022	ix	Heating	191
Indoor Air Quality	1	Applied	267
Split & Sky Air	13	Training & Services	307
VRV	87		

Discount Rating

Please insert your discounts here and then refer to the colour tabs on the edge of each page for reference.



Product Highlights

LAUNCH JULY 2022

R32 VRV 5 Heat Recovery

Purpose-built to support the decarbonisation of commercial buildings

It's more important than ever to reduce our environmental impact. That's why Daikin is introducing the VRV 5 heat recovery unit with a host of superpowers, making it a future-fit climate control solution.

The safe, smart and responsive design can help reduce a building's environmental footprint and offer complete peace of mind.

The VRV 5 heat recovery unit is purpose-built for R32 refrigerant, reducing its CO₂ equivalent impact thanks to a lower GWP, lower refrigerant charge and higher efficiency compared to R410A systems.

We have also completely redesigned the Branch Selector boxes. They are now more compact, require less ceiling height and have Shîrudo Technology built-in.



New BSSV boxes

Single Module Range



Multi Module Range




BSSV Boxes Range





Meet the sustainability hero!

Launching the R32 VRV 5 heat recovery – REYA-A



Greatly reducing the CO₂ footprint of buildings

- > Lower GWP R32 refrigerant
- > Market-leading, real-life seasonal efficiency
- > Highly efficient 3-pipe heat recovery

Market-leading portfolio

- > Wide range of dedicated R32 indoor units
- > Control IAQ with integration of ventilation units

Maximum design flexibility

- > Installation in rooms down to 7 m² without any additional measures thanks to **Shirudo technology**
- > Easy to select thanks to VRV Xpress floorplan Support
- > Free combinations up to 28hp



Emura – Design that speaks for itself



The third generation of the Daikin Emura combines modern design, smart features and an improved user experience to create the ideal indoor air climate. The air conditioning unit is available in matt white, matt silver and matt black from class 20-50 (5 models), has a new stylish remote controller and a redesigned outdoor unit with a grille in ivory white.

- › New class 42
- › FlashStreamer Technology
- › Silver allergen removal and titanium apatite filter
- › Heat Boost mode
- › 7 day timer
- › Simplified remote controller with LED screen
- › Extended functionality on the ONECTA App
- › Extended operating range in heating (-20°C) and cooling (50°C)



Pair: RXJ20-25-35A
Multi: 2MXM40-50A / 3MXM40A

Pair: RXJ42-50A
Multi: 2MXM68A / 3MXM52-68A /
4MXM68-80A / 5MXM90A



DAIKIN EMURA FTXJ-AW MATT WHITE



DAIKIN EMURA FTXJ-AS SILVER



DAIKIN EMURA FTXJ-AB MATT BLACK



Using augmented reality, this ultimate application is able to place every air conditioning or heating device anywhere in the room. It will help you to select the right device for any home. Not only are you able to see the indoor device, this app also allows you to go outside and see where the best location for the outdoor unit might be.

- Customise the size, colour, rotate and move the air conditioning or heating unit
- View the exact dimensions of each device and its position from the floor/ceiling
- Take a picture of the 3D unit and save it to the phone gallery
- Consult the technical data sheets and find additional information about the different devices.

Watch how it works and download the 3D app:

<https://youtu.be/Acbz9EG1bNA>



According to Allergy UK, people today spend on average 90% of their time indoors. So good indoor air quality is crucial for our health



The Allergy UK Seal of Approval reassures that the product is efficient at reducing small particulates which may include allergens, bacteria and viruses.

Daikin's Air Purifiers deal with harmful particles, as well as dust, odours, bacteria, pet hairs, moulds, pollen and mites and other allergens, leaving the indoor air clean and healthy.

According to tests performed in the laboratories of the Institut Pasteur de Lille, Daikin's air purifiers eliminate more than 99.98% of the human coronavirus HCoV-229E in 2.5 minutes. This virus is of the same family as SARS-CoV-2, the coronavirus causing the COVID-19 pandemic.

In addition to the current air purifiers (MC55VB / MCK55W), the range is now extended.

MCK30YB – Air Purifier with Streamer Technology

A powerful air purifier that takes in air from the front and side of the unit. The ambient air is then cleaned inside the air purifier (Flash Streamer Technology, HEPA and deodorising filter) and discharged at the top.

- › Clean Air Delivery Rate (CADR) 180m³/hr
- › Applicable room area up to 46m² (NRCC-54013)
- › Catch and Clean
- › HEPA
- › Deodorising Filter
- › Whisper-quiet operation
- › Streamer Technology



MCK70YVB – Air Purifier with Twin Streamer and Humidification

Maintaining adequate relative humidity helps avoid dryness and protects against the growth of viruses and bacteria. With the MCK70YVB, Daikin is now offering a powerful air purifier with humidification for larger areas like offices, hotels, restaurants, coffee shops and banks.

- › Clean Air Delivery Rate (CADR) 370m³/hr
- › Applicable room area up to 96m² (NRCC-54013)
- › Catch and Clean
- › HEPA filter
- › Deodorising Filter
- › Triple detection sensor: Dust, PM2.5, odour
- › Whisper-quiet operation (18 dB(A))
- › Twin Streamer Technology



NEW

Sky Air Wall Mounted Units - FAA-B

The new Sky Air Wall mounted unit arrives in a new outlook to blend seamlessly into any interior. The Sky Air indoor unit comes in class 71 and 100, offers optional wireless remote control and a set of new internal parts to ensure optimum performance.



- > Combinable with Sky Air Active, Advance and Alpha series
- > Can easily be installed in both new and refurbishment projects
- > The air is comfortably directed up and down to suit your needs, thanks to 5 different discharge angles that can be programmed via the remote control
- > Maintenance operations can be performed easily from the front of the unit

Page 23 - 25

R-32 BLUEEVOLUTION

Daikin Altherma 3 Monobloc

This new addition to the Daikin Altherma 3 range offers higher capacity monobloc units, in 9, 11, 14 and 16 class, all delivered in a market-leading compact single fan casing, making it ideal for new buildings and large renovations.

The unit offers:

- > High performance in low ambient conditions
- > Redesigned outdoor unit
- > High performance single fan
- > All-in-one Monobloc unit
- > Reduced environmental impact
- > Ideal where space is a premium
- > Available in heating only, reversible heating and cooling, 1-phase and 3-phase models
- > Integrated electric back-up heater for total confidence under all operating conditions



Page 198 - 200

NEW

Daikin sound enclosure

A dedicated Daikin option for Sky Air Alpha, Advance and VRV 5 S-series, it achieves an outdoor unit sound power reduction of up to 10dBA meeting strict local sound requirements.



Page 22 / 95

NEW

Daikin Residential Controller (Onecta App)



The Daikin residential controller app can control and monitor the status of your air conditioning and heating system.



- > Control from anywhere as the App is always connected to the cloud
- > Support for multiple units and sites
- > Simplified Cloud API to support 3rd parties
- > Control of AC units using 2nd, 3rd and 4th Gen. WLAN technology
- > Single Sign On feature equals one account and password for all Daikin applications including SBM
- > Voice control through Amazon Alexa and Google Assistant

Page 252

NEW

DUCO Energy Comfort and Energy Premium

As a specialist in managing the air people live in, Daikin offers a one-stop-shop with DUCO's Centralised Ventilation Heat Recovery systems DucoBox Energy Comfort and Energy Premium.

Available in either 325m³/hr or 400m³/hr, the CHR system is provided with a complete range of accessories for ducting.



DucoBox Energy Comfort



DucoBox Energy Premium

- > Left/Right switch due to principle of double-by-pass (Comfort)
- > Left and Right options (Premium)
- > Smart copy function of settings (Comfort)
- > Automatic calibration (Comfort / Premium)
- > 100% Summer By-pass (Comfort / Premium)
- > Demand controlled due to RH, CO2 sensors (Comfort / Premium)
- > Optional 2 zone control (Premium)
- > BMS connectivity (Comfort / Premium)

Page 174 - 179

NEW



AstroPure 2000

AstroPure is a totally self-contained stand-alone recirculation unit for areas where additional, extra high filtration performance is needed to help prevent any type of contamination including viruses. AstroPure combines state-of-the-art H14 HEPA filtration with optionally available active carbon filters to create total clean air solutions fulfilling all relevant guidelines such as the VDI 6022.

Depending on its configuration, AstroPure provides air flow rates up to 2,000 m³/h. Together with the ability to take various filter combinations and a range of optional features, AstroPure provides the highest flexibility to meet all customer-specific requirements at point of use.



Page 8

NEW

R-32 BLUEEVOLUTION

Altherma 3 R32 Refrigerant Split

Our new range of compact design R32 refrigerant split units is now available. The Daikin Altherma 3 R32 Refrigerant Split is the real all round series and is now available in larger sizes i.e. 11, 14 and 16 class.

- > Compact stylish outdoor with a single fan
- > Operation range down to -25°C
- > 60°C leaving water temperature at -7°C
- > Patented plate heat exchanger
- > Improved energy performance A+++
- > Easy installation and maintenance
- > Available in two indoor variants i.e. wall mounted and floor standing integrated
- > Cloud-ready (by option) with the built-in smart grid connections on the indoor PCB



Page 206 - 208

NEW

R-32 BLUEEVOLUTION

Daikin Altherma 3 H HT Small

Our new range of Daikin Altherma H HT small is now available. The Daikin Altherma H HT Small has the same features as the larger capacity H HT version; however, it covers the lower capacity classes 8, 10 and 12.

- > Leaving water temperature 65°C
- > Low sound levels
- > Single fan, reduced height and stylish design
- > High heating capacity at low ambient
- > Environmentally friendly R32 refrigerant
- > Available with wall mounted or floor-standing integrated indoor units
- > Cloud-ready with the built-in smart grid connections on the indoor PCB



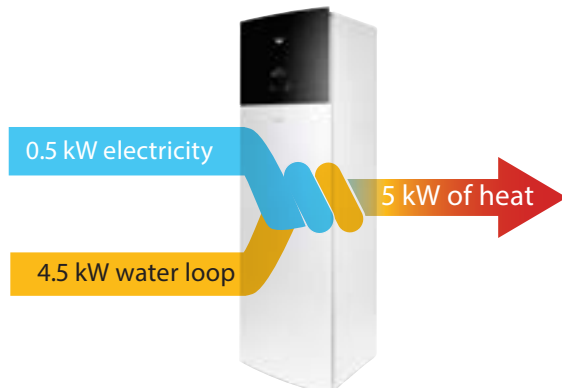
Page 214 - 216

NEW

Daikin Altherma 3 WS - Watsource for collective applications

Altherma 3 WS provides an innovative approach to reducing the carbon footprint of apartment buildings. Individual heat pumps deliver economical heating, hot water and optional cooling for each apartment connected via a central low temperature water loop. As a result, use of renewable energy is optimised and heat losses in distribution are minimised, improving the environmental performance of the apartment building.

- > Unit pressure rated to 16 bar
- > Leaving water temperature up to 60°C
- > All-in-one integrated model
- > Highly versatile and works with various heat emitters
- > Reduction in capital costs
- > Delivers low carbon heating and cooling, making both environmental and economic sense



Page 232 - 233

NEW

Heat pump convectors - extended range

Heat pump convectors (HPC) provide both heating and cooling. When used with the Daikin Altherma heat pump, they offer a highly efficient solution.

They can be combined with underfloor piping and can replace outdated radiators. The unit is available in three models; floor standing, wall mounted and concealed. Thanks to the silent operation, they fit perfectly in any bedroom or living room.

- > Optimised for new build houses
- > Can be selected at low water temperature (35°C) which makes them ideal for heat pump applications
- > Daikin Altherma HPC uses the latest technologies to consume less electricity down to 3W of standby power input
- > Fresh air connection through damper kit
- > Wall mounted control with IAQ sensor has the same outlook as the wall mounted controller without IAQ



reddot winner 2020



Page 254 - 257

NEW

BLUEVOLUTION

R-32

INVERTER

Optimised heating

ErP compliant 2021

EWAT~CZ and EWYT~CZ R-32 Small Chillers

- > R32 refrigerant product with GWP of 675 reduces the environmental impact by 68% compared to R410A and leads directly to lower energy consumption thanks to its high energy efficiency
- > As a single component refrigerant, R32 is also easier to recycle and reuse
- > Daikin inverter scroll compressors on all stages with possibility for MAX mode to increase capacity output
- > Available in air cooled cooling only and air source heat pump versions
- > Possibility for 60°C Leaving Water Temperature
- > Inverter driven propeller type AXIAL fan
- > High efficiency copper fin and aluminium tube type outdoor exchanger with integral sub-cooler and anti-corrosion treatment
- > New modern casing design
- > Possibility for inverter drive on-board hydronic pump in standard or high lift
- > Additional options available
- > New MicroTech 4 controller allowing full compatibility with optional Daikin on-site, cloud-based monitoring

EWAT~CZ
CC: 16-90kW

EWYT~CZ
CC/HC: 16-90kW



Page 276

NEW

R-410A

EWQ(L)Q-KC Series Chiller

EWQ – Water Cooled Chiller
EWLQ – Condenser-less Chiller

- > One of the most compact units on the market: 600mm x 600mm x 600mm for smallest model
- > Low energy consumption
- > Low operating sound level
- > Easy installation and maintenance
- > Stainless steel plate heat exchanger
- > Low refrigerant volume
- > 3 Modules can be combined to provide up to 192kW cooling (EWQ only)



NEW

AAF INTERNATIONAL

AAF filters

AAF, a Daikin sister air filtration company, has gained significant expertise in air filtration solutions that make a real difference in meeting increasingly challenging demands. The extensive portfolio covers a full range of highly efficient particulate and gas phase filters that offer the customer a total clean air solution, suited to the specific application needs. All products are designed and tested to meet the leading air filtration standards.



Page 9 / 190

NEW

Modular T Decentralised AHU

Top connected heat recovery unit

- > Five predefined sizes
- > Plug & Play control solution
- > Compact unit from 550 mm width (for unit up to 1100 m3/h)
- > Wide air flow coverage from 200 to 4200 m3/h
- > Excellent indoor air quality (IAQ). Up to three filtration stages - more than 90% PM1 in outdoor air are removed achieving the best IAQ
- > Low noise emission thanks to superior panel construction (50mm, mineral wool)
- > Recirculation mixing damper (option)



NEW

L∞P BY DAIKIN extended to R-134a

L∞P
BY DAIKIN

R-134a

The L∞P BY DAIKIN program has been extended to the use of certified reclaimed R-134a refrigerant in the production of the Applied chiller ranges mentioned below.

EWAD~TZ B&C	Air cooled inverter screw chillers
EWAD~T- C	Air cooled non-inverter screw chillers
EWYD~4Z B	Multipurpose 4-pipe heat pump chillers
EWYD~BZ	Air-to-water heat pump inverter screw chillers
EWWD~VZ	Water cooled inverter screw chillers
EWWD~DZ	Water cooled oil free centrifugal chillers

The use of reclaimed R-134a started in August 2021, and this aligns Applied with what has already been achieved on R410A VRV ranges. When considering phase down of HFC's, we anticipate this program will generate a renewed acceptance for our Daikin made to order units that use R-134a refrigerant. The associated ranges shown here will support Daikin Industries 2050 environmental policy by promoting The L∞P program to further create a circular economy of refrigerants. If properly reclaimed and reprocessed each time, disposal costs and environmental impact can be avoided without limitations. Daikin Applied Europe Ltd has secured the supply of reclaimed R-134a, that in combination with R410A will increase the reuse of refrigerants in the Daikin Group

to 400,000 kg per year. Reclaimed refrigerant used by Daikin will be a mix of "reclaimed" gas and "virgin" gas. The reclaimed gas being used has been recovered and reprocessed within the EU and will match the equivalent performance and quality of a virgin substance meeting the requirements of the AHRI700 standard.

A significant advantage for customers in terms of plant maintenance is that the use of reclaimed refrigerant is not subject to F-gas regulation quotas. This allows Daikin customers with chiller plants currently operating with R-134a to still have the possibility of buying replacement parts and purchasing new units operating on this refrigerant.



EWAD~TZ B&C



EWAD~T- C



EWYD~4Z B



EWYD~BZ



EWWD~VZ



EWWD~DZ

Refrigeration

Conveni-pack now available on CO₂ refrigerant

- › CO₂ 'Conveni-Pack' integrated refrigeration, heating and air conditioning system targeted at small- to medium-sized food retailers
- › The Conveni-Pack system is an all-in-one refrigeration system that recovers heat from supermarket refrigeration display cabinets and evaporators and reuses it to heat other areas of the building at no extra cost
- › Now available as high specification, sustainable and natural refrigerant condensing units



Condensing units now available on CO₂ refrigerant

- › High specification, sustainable and natural refrigerant condensing units
- › Designed for both medium and low-temperature operation, available in a range of capacities
- › High operating efficiency, two-stage rotary compressor, gas and intercooler circuit, EC Variable speed fan motors, low noise function



ZEAS condensing unit for commercial refrigeration with scroll technology



Conveni-Pack refrigeration system with heat recovery



Condensing unit for commercial refrigeration with scroll / reciprocating technology



Uni-block system for low and medium temperature refrigeration



Condensing units; large, twin compressor, standard

A comprehensive range of CO₂ Packs and Condensing Units are now available on request.

Refrigeration products can be ordered through Hubbard Products Limited, a wholly owned subsidiary of Daikin with a global reputation for innovation and excellence in static and transport refrigeration solutions.

If you have any queries about refrigeration products please go to www.hubbard.co.uk

HUBBARD
REFRIGERATION SOLUTIONS
a member of **DAIKIN** group

Split Range for 2022

For 2022, Daikin is proud to offer the most complete line-up of R32 split systems. With this rich portfolio, no matter the application, we will have a model to suit your needs.

Segment	Model	Online Controller	Energy Label	Page
Technology	 <p>Ururu Sarara</p> <p>FTXZ-N</p> <p>Complete climate control with (de)humidification, air purification and ventilation with top efficiencies in heating and cooling</p>	Optional	A+++	Page 14
Design	 <p>Stylish</p> <p>FTXA-A/B(W/B/S/T)</p> <p>The most compact and efficient wall-mounted unit on the market, coupled with a modern and striking design</p>	Standard	A+++	Page 15

Segment	Model	Online Controller	Energy Label	Page
Design	 <p>Emura</p> <p>FTXJ-AW/B/S</p> <p>Design at its best, delivering superior efficiency and comfort</p>	Standard	A+++	Page 16
Standard	 <p>Perfera</p> <p>FTXM-R</p> <p>Attractive, wall-mounted design with perfect indoor air quality</p>	Standard	A+++	Page 17-18
Low inverter	 <p>Sensira</p> <p>FTXF-D</p> <p>Discreet, wall-mounted unit providing high efficiency and comfort</p>	Optional	A++	Page 19



Daikin UK Price Book 2022

Indoor Air Quality



Introduction	2
Associated Products	3
Air Purifiers MC55VB and MC30YB	4
Air Purifier with Humidification MCK55W	5
Air Purifier with Humidification MCK70YB	6
Air Quality Monitor	7
Air Purifier AstroPure2000	8
VAM Filter Options	9
AHU Filter Options	10
UVC Option	11
Plasma Ionisation Accessory	12


Delivering good indoor air quality through whole building climate control

The importance of good indoor air quality

According to the World Health Organisation (WHO): "Air pollution from both outdoor and indoor sources represents the single largest environmental risk to health globally". It also causes seven million deaths a year worldwide.

For building owners, poor indoor air quality can hit the bottom line; demands from leaseholders and tenants can result in having to carry out costly remedial works to both the building fabric and M&E systems (from lighting to climate control). This can lead to higher running costs and potentially affect market and rental values.

In the UK, air pollution is responsible for **28,000 – 36,000** deaths per year, costing the healthcare sector **£20 billion**






The causes of poor indoor air quality

Indoor air quality is defined as the quality of the air in and around a building, particularly in relation to the health and comfort of occupants. It is affected by complex and interlinked factors, due to both outside and inside air pollution.



There are several pollution sources inside a building. These include Volatile Organic Compounds (VOCs) given off by wall and floor coverings; furniture and appliances as they age and degrade; dust, damp and mould; emissions from office equipment and industrial machinery and, of course, the occupants themselves, who breathe out CO₂ and can spread colds and viruses.

Sources of indoor pollution

From outdoor environment

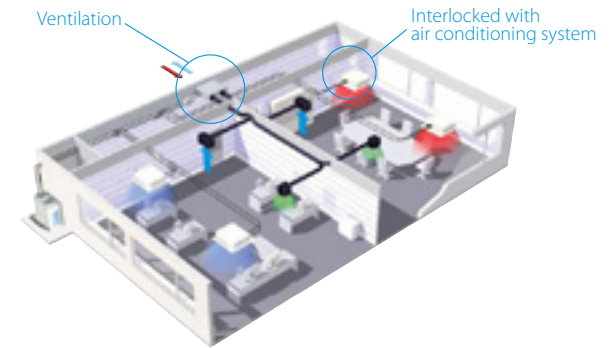
-  Traffic
-  Industrial process
-  Construction and demolition etc.

From indoor environment

-  VOCs
-  Dust, damp, mould
-  Emissions
-  Colds, viruses, CO₂

The importance of good ventilation

Ventilation aims to remove stale indoor air and replace it with 'fresh' outdoor air. HVAC systems are designed to extract water vapour, airborne pollutants and odours, controlling humidity and maintaining good indoor air quality.



Designing ventilation as part of whole building climate control



As with any element of HVAC, the design of ventilation, whether as a standalone system or as part of a whole building solution, must meet the requirements of the building's occupants.

Ventilation design is controlled by the Building Regulations Approved Document Part F, which sets out criteria for both homes and 'nondomestic,' primarily offices. This is supported by design guides such as REVHA (the Federation of European Heating, Ventilation and Air Conditioning Associations) and CIBSE Document B (Section 2.3).

Offices

The total air supply and extraction rates for office ventilation is 10 l/s/person, based on the assumption that the building has an air permeability of 3m³/h. This is within the range achieved by most modern, well-designed buildings and is negligible infiltration.

Intermittent extract ventilation is required for specific areas, including WCs and urinals, printing / photocopying rooms, showers and food and beverage preparation areas.



Associated products for indoor air quality

Indoor air quality can be managed and controlled in many different ways through the selection of appropriate equipment. Depending on the application and the customers' preferences, a range of other products and filters can be used, which are highlighted in this section. More details can be found throughout the price guide.

Air handling units

From medium-sized heat recovery ventilation to large-scale air handling units, we ensure optimal climate conditions by providing a fresh, healthy, and comfortable environment for buildings of all sizes and different applications.



Auto-cleaning duct

The filter automatically cleans itself. The simplicity of upkeep means optimum energy efficiency and maximum comfort without the need for expensive or time-consuming maintenance.



- > Improved in-room air quality by preventing dust and odours accumulating on the filter
- > Lower maintenance costs and fewer system disruptions as dust can easily be removed with a vacuum cleaner
- > Up to 20% reduction in running costs
- > Great benefit to overall system reliability, as clogged filters are prevented
- > Can be combined with slim concealed ceiling units

Auto-cleaning cassette

The cassette automatically cleans itself. The simplicity of upkeep means optimum energy efficiency and maximum comfort without the need for expensive or time-consuming maintenance.



Modular L (Smart)

Premium efficiency heat recovery unit Modular L (Smart) (ALB-(RBS/LBS)).

- > Heat recovery unit
- > Counter flow plate heat exchanger
- > ESP up to 600 Pa
- > Operates as stand-alone or combined with Sky Air or VRV systems



VAM

Energy recovery ventilation (VAM-FC9/J).

- > Heat and moisture recovery
- > Achieve free cooling with fresh outdoor air
- > Operates as stand-alone or combined with Sky Air or VRV systems



Optional filters

A range of VAM filter options is available to suit different outdoor air quality levels and indoor air quality requirements.

The VAM-J8 range comes with a standard G3 filter. However, this can be upgraded to suit your particular situation and application.



Optional filters up to ePM1 70% (F8) for VAM and ePM1 80% (F9) for Modular L (Smart) are available to meet your customer requests or the local legislation.

EKVDX-A

DX module for our range of VAM, an ideal solution for fresh air pre-treatment in your decentralised ventilation projects.

- > Compatible with R410a & R32 systems
- > Plug&Play piping and wiring connection
- > Built in duct reducers



Flash streamer technology included

Using electrons to trigger chemical reactions with airborne particles, the flash streamer breaks down allergens such as pollen and fungal allergens and removes odours providing better, cleaner air.

Available in Standard Inverter wall mount, Stylish wall mount and Ururu Sarara wall mount.



Ururu Sarara FTXZ-N

Emura FTXJ-A



Standard Inverter FTXM-R

MC55VB / MC30YB

Air Purifier with Streamer Technology



* MC55VB only



Specifications:

Model	MC55VB				MC30YB			
Colour	White				White			
Mode	Air purifying operation				Air purifying operation			
Applicable room area [1]	m ²	41			23			
[2]	m ²	82			46			
Clean Air Delivery Rate (CADR)	m ³ /hr	320			180			
Power supply	1 Phase, 230V, 50hz				1 Phase, 230V, 50hz			
Fan	Type	Multi Blade Fan (Sirocco fan with shroud assembly)				AC Fan		
Mode		Quiet	Low	Standard	Turbo	Low	Standard	Turbo
Airflow rate	m ³ /sec	0.018	0.033	0.053	0.092	0.017	0.033	0.050
Power consumption	kW	0.008	0.010	0.015	0.037	0.008	0.015	0.025
Sound pressure level	dBA	19	29	39	53	19	27	37
Dimensions	H x W x D mm	500 x 270 x 270				450 x 270 x 270		
Weight	kg	6.8				5.8		
Deodorising method		Flash streamer + Deodorising catalyst				Flash streamer + Deodorising catalyst		
Dust collection filter		Electrostatic HEPA Filter				Electrostatic HEPA Filter		
Air filter	Type	PET net				PET net		
Trade price		£350.00				£245.00		

[1] according to JEM 1467; [2] according to NRCC-54013 which uses the clean air delivery rate, i.e. how much clean air is produced in one hour.

Accessory	Description	Price	MC55VB	MC30YB
KAFP080B4	Dust collection Filter (1 sheet), needed after about 10 years	£113.00	✓	
BAFP500A	Dust collection Filter (1 sheet), needed after about 10 years	TBA		✓

Functions:

	MC55VB	MC30YB
Dust (PM2.5/dust) and odour sensor lamps	✓	
Streamer discharge	✓	✓
Active plasma ion	✓	
Electrostatic HEPA filters	✓	✓
Streamer regenerated deodorizing filter	✓	✓
Econo mode	✓	
Auto fan mode	✓	
Anti-pollen mode	✓	
Turbo mode	✓	✓
Childproof lock	✓	✓
Brightness adjustment	✓	
Auto restart after power failure	✓	✓
Stabilizer free	✓	

The applicable room area is appropriate for operating the unit of maximum fan speed (HH). Applicable room area indicates the space where a certain amount of dust particles can be removed in 30 minutes. (JEM 1467)

The applicable room area for NRCC-54013 was converted from test values in accordance with JEM1467.

Operating sound levels are the average of values measured at 1m away from the front, left, right and top of the unit. (These are equal to the values in an anechoic chamber)

Electrostatic HEPA filter is attached in the unit.



The Allergy UK Seal of Approval reassures that the product is efficient at reducing small particulates which may include allergens, bacteria and viruses.

Features

- › Pure air due to double air purification (Active Plasma Ion unit and Streamer Technology)
- › High performance HEPA filter to catch 99.9% of 0.3µm
- › Low maintenance
- › Powerful air suction
- › Stylish new compact design
- › Whisper quiet
- › Suitable for bedrooms, meeting rooms, offices, nurseries, care homes, etc.

The streamer symbol consists of three Cs

CLASH: The dust collection filter catches the floating substances with the attached harmful gases and Streamer decomposes the gases by oxidation.

CYCLE: The deodorising filter adsorbs and decomposes odour. Thanks to the

regeneration of the adsorbing capacity, the deodorising capacity is maintained. There is no need to change the deodorising filter, unlike air purifiers with activated carbon filters.

CLEAN: Removes bacteria from dust collection filter.

The patented Flash Streamer technology in Daikin Air Purifiers has been proven to inactivate airborne bacteria and viruses – including up to 99.98% of the human coronavirus HCoV-229E.* The Flash Streamer technology is not meant to be used for medical purposes.

* Source: Institut Pasteur de Lille test report 2021. TM Testing laboratory 'Institut Pasteur de Lille' France, evaluated the effectiveness of Daikin's Air Purifiers against the respiratory viruses: – HCoV-229E (of the same family as SARS-CoV-2, the coronavirus causing the COVID-19 pandemic) – Influenza A virus subtype H1N1 (causing seasonal flu).

Three steps to decompose harmful substances

1 Powerful suction

Takes in air over a wide area from three directions.



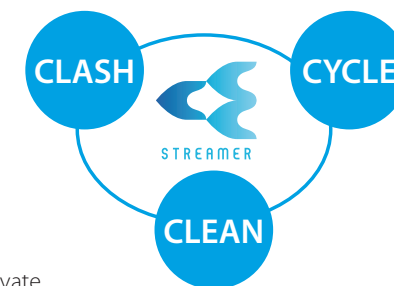
2 High energy efficiency

Efficiently catches dust and pollutants with an electrostatic HEPA filter.




3 Decomposition

Uses Daikin's Streamer technology to decompose, by oxidation, harmful substances caught on the filter.



MCK55W

Air Purifier with Streamer Technology and Humidification



Three steps to decompose harmful substances

1 Powerful suction

Takes in air over a wide area from three directions.



2 High energy efficiency

Efficiently catches dust and pollutants with an electrostatic HEPA filter.



3 Decomposition

Uses Daikin's Streamer technology to decompose, by oxidation, harmful substances caught on the filter.



Specifications:

Model		MCK55W				
Colour		White				
Mode		Air Purification				
Applicable room area	[1]	m ²	41			
	[2]	m ²	82			
Clean Air Delivery Rate (CADR)	m ³ /hr	320				
Power supply		1 Phase, 230V, 50hz				
Fan	Type	Multi Blade Fan (Sirocco fan with shroud assembly)				
Mode		Quiet	Low	Standard	Turbo	
	Airflow rate	Air purifying operation	m ³ /sec	0.015	0.033	0.053
Power consumption	Humidifying operation	m ³ /sec	0.028	0.040	0.053	0.092
	Air purifying operation	kW	0.007	0.010	0.017	0.056
Sound pressure level	Humidifying operation	kW	0.011	0.014	0.019	0.058
	Air purifying operation	dB(A)	19	29	39	53
Humidification	Humidifying operation	dB(A)	25	33	39	53
		ml/sec	0.056	0.067	0.083	0.139
	Water tank capacity	litre	2.7			
Dimensions	Height x Width x Depth	mm	700 x 270 x 270			
Weight		kg	9.5 (without water)			
Deodorising method		Flash streamer + Deodorising catalyst				
Dust collection filter		Electrostatic HEPA Filter				
Air filter	Type	PET net				
Trade Price		£439.00				

[1] according to JEM 1467; [2] according to NRCC-54013 which uses the clean air delivery rate, i.e. how much clean air is produced in one hour.

Accessory	Description	Price
KAFP080B4	Dust collection Filter (1 sheet), needed after about 10 years	£113.00
KNME080A4	Humidifying Filter (1 sheet), needed after about 10 years	£64.00

Features

- › Pure air due to double air purification (Active Plasma Ion unit and Streamer Technology)
- › Protects the skin and throat from dryness whilst eliminating bacteria
- › High performance HEPA filter to catch 99.9% of 0.3µm
- › Suitable for bedrooms, meeting rooms, offices, nurseries, care homes, etc.
- › Low maintenance
- › Stylish new compact design
- › Powerful air suction
- › Whisper quiet

The streamer symbol consists of three Cs

CLASH: The dust collection filter catches the floating substances with the attached harmful gases and Streamer decomposes the gases by oxidation.

CYCLE: The deodorising filter adsorbs and decomposes odour. Thanks to the

regeneration of the adsorbing capacity, the deodorising capacity is maintained. There is no need to change the deodorising filter, unlike air purifiers with activated carbon filters.

CLEAN: Removes bacteria from dust collection filter.

The patented Flash Streamer technology in Daikin Air Purifiers has been proven to inactivate airborne bacteria and viruses – including up to 99.98% of the human coronavirus HCoV-229E.* The Flash Streamer technology is not meant to be used for medical purposes.

* Source: Institut Pasteur de Lille test report 2021. TM Testing laboratory 'Institut Pasteur de Lille' France, evaluated the effectiveness of Daikin's Air Purifiers against the respiratory viruses: – HCoV-229E (of the same family as SARS-CoV-2, the coronavirus causing the COVID-19 pandemic) – Influenza A virus subtype H1N1 (causing seasonal flu).

Functions:

Dust (PM2.5/dust) and odour sensor lamps	✓
Streamer discharge	✓
Active plasma ion	✓
Electrostatic HEPA filters	✓
Streamer regenerated deodorizing filter	✓
Econo mode	✓
Auto fan mode	✓
Anti-pollen mode	✓
Turbo mode	✓
Childproof lock	✓
Brightness adjustment	✓
Auto restart after power failure	✓
Stabilizer free	✓

The applicable room area is appropriate for operating the unit of maximum fan speed (HH). Applicable room area indicates the space where a certain amount of dust particles can be removed in 30 minutes. (JEM 1467)

The applicable room area for NRCC-54013 was converted from test values in accordance with JEM1467.

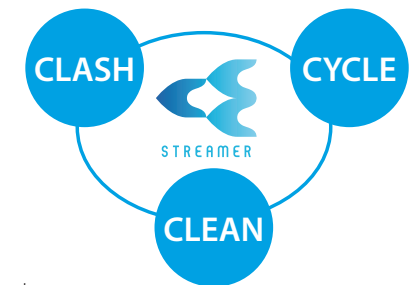
Humidification amount changes in accordance with indoor and outdoor temperature and humidity. Measurement condition: 20°C in temperature, 30% in humidity.

Operating sound levels are the average of values measured at 1m away from the front, left, right and top of the unit. (These are equal to the values in an anechoic chamber)

Electrostatic HEPA filter and humidifying filters are attached in the unit.



The Allergy UK Seal of Approval reassures that the product is efficient at reducing small particulates which may include allergens, bacteria and viruses.



MCK70YB

Air Purifier with Twin Streamer Technology and Humidification



NEW Twin streamer unit
High speed electrons are discharged

NO NEED TO CHANGE

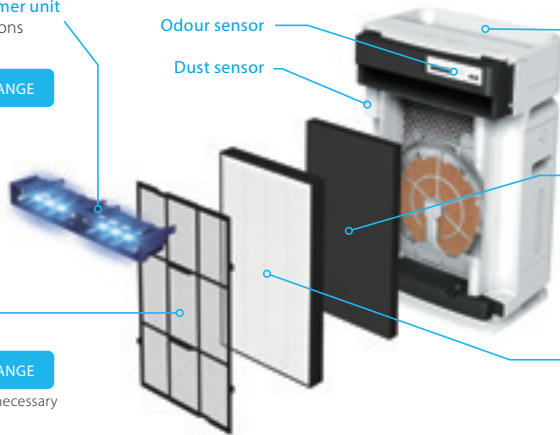


Pre-filter
Catches dust

NO NEED TO CHANGE

*regular cleaning is necessary

Odour sensor
Dust sensor



Active plasma ion generation unit
Plasma ions are discharged

NO MAINTENANCE OR EXCHANGE NEEDED

Deodorising filter
Absorbs odour

NO NEED TO CHANGE

HEPA filter
Catches fine particles of dust and pollen

NO NEED TO CHANGE FOR 10 YEARS

Specifications:

Model		MCK70YB				
Colour		White				
Mode		Air Purification				
Applicable room area	[1]	m ²	48			
	[2]	m ²	96			
Clean Air Delivery Rate (CADR)	m ³ /hr	375				
Power supply		1 Phase, 230V, 50hz				
Fan	Type	Multi Blade Fan (Sirocco fan with shroud assembly)				
Mode			Quiet	Low	Standard	Turbo
Airflow rate	Air purifying operation	m ³ /sec	0.017	0.037	0.058	0.117
	Humidifying operation	m ³ /sec	0.028	0.037	0.058	0.117
Power consumption	Air purifying operation	kW	0.008	0.010	0.016	0.066
	Humidifying operation	kW	0.011	0.012	0.018	0.068
Sound pressure level	Air purifying operation	dBA	18	27	37	54
	Humidifying operation	dBA	23	27	37	54
Humidification			-	-	-	0.181
	Water tank capacity	litre	3.6			
Dimensions	Height x Width x Depth	mm	600 x 395 x 287			
Weight		kg	12.5 (without water)			
Deodorising method		Flash streamer + Deodorizing catalyst				
Dust collection filter		Electrostatic HEPA Filter				
Air filter	Type	PET net				
Trade Price		£475.00				

[1] according to JEM 1467; [2] according to NRCC-54013 which uses the clean air delivery rate, i.e. how much clean air is produced in one hour.

Accessory	Description	Price
KAFP085A4	Dust collection Filter (1 sheet), needed after about 10 years	£166.00
KNME043B4	Humidifying Filter (1 sheet), needed after about 10 years	£166.00

Functions:

Dust (PM2.5/dust) and odour sensor lamps	✓
Streamer discharge	✓
Active plasma ion	✓
Electrostatic HEPA filters	✓
Streamer regenerated deodorizing filter	✓
Econo mode	✓
Auto fan mode	✓
Anti-pollen mode	✓
Turbo mode	✓
Childproof lock	✓
Brightness adjustment	✓
Auto restart after power failure	✓
Stabilizer free	✓

The applicable room area is appropriate for operating the unit of maximum fan speed (HH). Applicable room area indicates the space where a certain amount of dust particles can be removed in 30 minutes. (JEM 1467)

The applicable room area for NRCC-54013 was converted from test values in accordance with JEM1467.

Humidification amount changes in accordance with indoor and outdoor temperature and humidity. Measurement condition: 20°C in temperature, 30% in humidity.

Operating sound levels are the average of values measured at 1m away from the front, left, right and top of the unit. (These are equal to the values in an anechoic chamber)

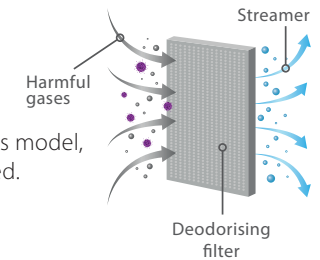
Electrostatic HEPA filter and humidifying filters are attached in the unit.

Decomposition of harmful gases is twice as fast¹

(In comparison with conventional Daikin products)

Equipped with twice the Streamer units in comparison to a previous model, it decomposes harmful gases such as exhaust gas at twice the speed.

This is in a test space, and not a test result in an actual operational space.



Deodorisation is twice as effective²

(In comparison with previous Daikin product)

The deodorising filter absorbs odours, and twin streamer quickly decomposes them. Combining the effect of the deodorising filter doubles the amount of deodorisation.

The effect was in a test space of 29.4 m³ after 30 minutes of operation and was not a test result in an actual operational space.

Twin streamer even cleans the inside of the unit

- Removes bacteria on the dust collection filter.³ (In comparison with a previous Daikin model)
- Speed of bacteria removal is as fast.⁴

The effect was in a closed test space of approximately 25 m³ after 2.5 hours of operation and was not a test result in an actual operational space.

Twice the decomposition power for dust particles and odours

Equipped with twice the Streamer units compared to conventional models, this air purifier also features a structural design that irradiates the filter even more effectively.

¹ Placed an air purifier in a 1m3 box with acetaldehyde as an exhaust gas-derived VOC and operated the air purifier (at maximum Streamer output operation). Measured the change in acetaldehyde concentration. (Only the decomposed amount was calculated by subtracting the amount of filter absorption.) (Daikin evaluation) Reduction of acetaldehyde concentration was confirmed to be twice as fast as conventional products. Comparison between 2018 MCK70U (Japanese model), a model equivalent to MCK70V and 2017 MCK70T (Japanese model). | ² Measured the change in ammonia concentration due to tobacco in a test space of 29.4 m3, and compared decrease from a concentration equivalent to Level 3 on the odour intensity scale. (Daikin evaluation) Test result: Confirmed that indoor ammonia concentration decreased by half after 30 minutes. Comparison between 2018 MCK70U (Japanese model), a model equivalent to MCK70V and 2017 MCK70T (Japanese model). | ³ Testing organization: Japan Food Research Laboratories. Test number: 17117469001-0101. Test method: Attached a test piece inoculated with bacterial liquid on the upstream side of the dust collection filter installed into the air purifier, and operated in a closed test space of 25m3. Counted the number of live bacteria after 2.5 hours. Test object: One bacterium type. Test result: Reduced by more than 99% after 2.5 hours. Test unit: Tested with MCK70U (Japanese model), a model equivalent to MCK70V. | ⁴ Twin streamer: reduced by more than 99% in 2.5 hours; Streamer: reduced by more than 99% in 5 hours.

Mobile Air Quality Control Monitor

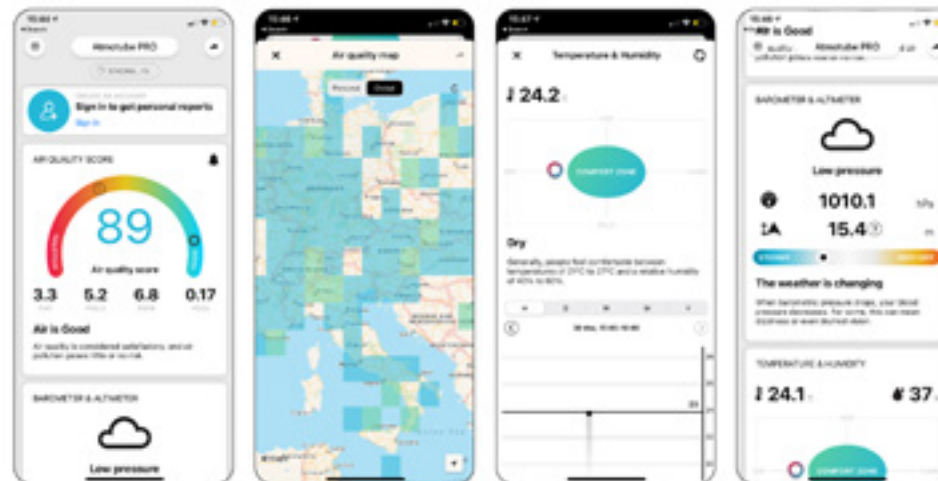


- **GOOD**
- **MODERATE**
- **POLLUTED**
- **VERY POLLUTED**
- **SEVERELY POLLUTED**

UK.ATMOTUBE	
Real-time detection	<ul style="list-style-type: none"> PM1/PM2.5/PM10 particles Volatile Organic Compounds Atmospheric pressure Temperature and relative humidity
Rechargeable battery	2000 mAh Li-ion
Wireless connection	Bluetooth 5.0 LE
Charging port	USB Type-C
Dimensions	86 x 50 x 22 mm (3.4 x 2 x 0.9")
Weight	104g
Price	£280.00

Features

- › LED light colour indicates the current Air Quality Score (AQS)
- › Monitors level of pollen, soot, smoke, and mould in the air
- › Also measures temperatures and atmospheric pressure
- › Easily access all the measured data using the free iOS or Android App
- › Features carabiner mount to fit on the move



AstroPure2000

Professional Air Purification



- A** Fan / motor unit
- B** HEPA filter
- C** Prefilter
- D** Control panel providing indication for filter change, speed control and on/off switch
- E** Air outlet grill

In its standard configuration, AstroPure is delivered with a galvanised steel finish. Optionally the unit is also available with a powder-coated finish (any RAL) for smooth integration into any room environment.



A Fan/motor combination

AstroPure contains a high performance encapsulated, direct driven, backward curved fan/motor combination. Motor options are available to create air flows from 2,000 m³/hr up to 4,000 m³/hr. The specialised electronic commutation motor design permits variable speed control via a Potentiometer. The complete section is mounted on a sliding tray providing easy access to service the fan.



B Easy filter installation and maintenance

The unique design of the clamping system is designed to take various AAF pre and main filters. This ensures easy installations, filter maintenance and disposal when no longer effective. The complete servicing is completed from the rear side.



C Prefilter options

In its standard configuration, AstroPure is equipped with a RedPleat ISO coarse 70% prefilter. As an option, the unit can also be equipped with RedPleat Carb, an ISO coarse 65% prefilter including active carbon media able to additionally control unpleasant odours in the room.



D Unit control options

As standard, AstroPure is equipped with control lights on the front to indicate necessary changes of the pre- or HEPA filter. Integrated knobs switch the unit on and off and control the speed. As an option, AstroPure can be delivered with a fully digital LCD display instead of the indicator lights and control knobs.



E Air supply options

When operated as a Recirculation Unit, AstroPure releases the cleaned air via a perforated outlet grill on the top side of the unit into the room. Optionally, the air outlet can be designed so that the AstroPure unit can be connected to ventilation ducts.

Specifications:

Model		BR00000749	BR00000751
Maximum Air Flow Rate	m ³ /h	2000	2000
Variable Speed Control		Yes	Yes
Dimensions	Height x Width x Depth mm	1630 x 770 x 770	1630 x 770 x 770
Weight	kg	165	165
Electrical Details		1 Phase, 230V, 50hz	
Fan	Type	EC centrifugal fan, backward-curved, single-intake	
Filter	Pre-Filter Standard (Height x Width x Depth) mm	ISO Coarse 70% (592 x 592 x 45)	ISO Coarse 70% (592 x 592 x 45)
	Pre-Filter Optional	ISO ePM10 70%	ISO ePM10 70%
	Gas Phase Filter Optional	-	ISO Coarse 65%
	Main Filter (Height x Width x Depth) mm	HEPA H14 (610 x 610 x 292)	HEPA H14 (610 x 610 x 292)
LCD Screen			Yes
Sound Pressure (min/max)	dBA	35-52	35-52
Operating Conditions		0-50°C, H0 dry environment, ambient air ≤ 90%RH	
Trade Price		£2,973.00	£3,638.00

Features

- › Suitable for in-room use or sheltered outdoor installation
- › Uses HEPA 14 filters in combination with optional pre and active carbon filters
- › Designed with variable speed fan (EC) and filter combinations to meet application requirements
- › Insulated double-wall construction provides whisper-quiet operation
- › Easy installation, operation, and maintenance in a totally self-contained system
- › Sliding tray design provides easy access and servicing of filters
- › CE-compliance, VDI6022 guided design
- › Suitable for schools, universities, commercial buildings, hospitality, health care, shops, malls

VAM filter options to suit your application

A range of VAM filter options is available to suit different outdoor air quality levels and indoor air quality requirements. The VAM-J range comes with a standard G3 filter. However, this can be upgraded to suit your particular situation and application.

Filter overview

FILTERS	Number of filters	U4 (pre-filter + filter for supply air, pre-filter + filter for exhaust)
	Standard filters	G3
	Optional filters	M6, F7, F8
	Optional pre-filters	G3, M6
	Filter replacement trigger	Fan power based
	Previous EN 13779 compliance	Up to IDA2 / ODA2
	New EN 16798-3:2012 compliance	Up to SUP2 / ODA3



Filter selection and unit set-up

- > Choose the required air flow
- > Select the filter [see tables right]
- > Add up the pressure drops of the duct system on-site and the filter pressure drop at the design air flow rate [see data book for filter characteristics]
- > Compare with unit performance characteristics to see resulting airflow and ESP

Outdoor Air Environment

Table 1

Outdoor air quality	
ODA 1	Pure air
ODA 2	High concentration of particles in air
ODA 3	High concentration gas pollution and particles
Indoor air quality	
IDA 1	Optimum quality air [required in hospitals, laboratories, nurseries etc]
IDA 2	Good air quality [required in offices, residential environments, museums etc]
IDA 3	Medium air quality [required in commercial buildings, cinemas, theatres, hotels, bars, gyms, computer rooms]

Filter option specifications

All filters are to EN779:2012 standard.

Table 2

Outdoor air quality	Indoor air quality		
	IDA 1	IDA 2	IDA 3
ODA 1	NA	ePM ₁ 70% (F8)	ePM ₁ 50% (F7)
ODA 2	NA	ePM ₁₀ 70% (M6) ePM ₁ 70% (F8)	ePM ₁₀ 75% (M5) ePM ₁ 50% (F7)
ODA 3	NA	NA	ePM ₁₀ 75% (M5) ePM ₁ 50% (F7)

Filter pressure drop for selected unit at nominal air flow rate

Table 3

Unit	Airflow [m3/Hr]	ePM ₁₀ 70% (M6)	ePM ₁ 55% (F7)	ePM ₁ 70% (F8)
VAM350J8	350	39 Pa	52 Pa	88 Pa
VAM500J8	500	65 Pa	87 Pa	148 Pa
VAM650J8	650	61 Pa	83 Pa	140 Pa
VAM800J8	800	89 Pa	121 Pa	206 Pa
VAM1000J8	1000	80 Pa	109 Pa	185 Pa
VAM1500J8	1500	79 Pa	106 Pa	181 Pa
VAM2000J8	2000	80 Pa	109 Pa	185 Pa

See data book for additional information on pressure drop/airflow curves

Use the following material numbers for ordering

Table 4

Filter grade	VAM 350J8	VAM 500J8	VAM 650J8	VAM 800J8	VAM 1000J8	VAM 1500J8	VAM 2000J8
ePM ₁₀ 70% (M6)	EKAFVJ50F6 £137.00	EKAFVJ50F6 £137.00	EKAFVJ65F6 £151.00	EKAFVJ100F6 £184.00	EKAFVJ100F6 £184.00	EKAFVJ100F6 x 2 £368.00	EKAFVJ100F6 x 2 £368.00
ePM ₁ 55% (F7)	EKAFVJ50F7 £151.00	EKAFVJ50F7 £151.00	EKAFVJ65F7 £168.00	EKAFVJ100F7 £203.00	EKAFVJ100F7 £203.00	EKAFVJ100F7 x 2 £406.00	EKAFVJ100F7 x 2 £406.00
ePM ₁ 70% (F8)	EKAFVJ50F8 £168.00	EKAFVJ50F8 £168.00	EKAFVJ65F8 £186.00	EKAFVJ100F8 £225.00	EKAFVJ100F8 £203.00	EKAFVJ100F8 x 2 £450.00	EKAFVJ100F8 x 2 £450.00

AHU Filter options for your AHU from our partner at AAF



Chevronet

- > High dust holding capacity and long service life
- > Lightweight and easy to install
- > The Chevronet filter is designed as pre-filtration for use in industrial and commercial heating, ventilation and air conditioning systems



VariCel EcoPak

- > These filters are used as both prefilters and main filters in industrial and commercial HVAC installations
- > The VariCel EcoPak filter can be used in place of panel filters. The upgrade in efficiency results in an improved filtration of fine particles



VariCEL VXL-E

- > High dust holding capacity for facilitating a long service life and fewer changeouts
- > Final filtration in central air handling systems and industrial installations
- > Usage in front of HEPA filter for critical cleanroom processes

Item	Type	AAF Filter Model	Dimensions	Modular AHU Size / No. Of Filters										
				01	02	03	04	05	06	07	08	09	10	
Filter	G4 Panel Filter	Chevronet	592 x 490 x 48	1	1	1	2	2	2	3			3	
			592 x 287 x 48			1		1	1		3	3	1	
			592 x 592 x 48								3	3	3	
	M6 Compact Filter	VariCel EcoPak	592 x 287 x 48			1		1	1		3	3	1	
			592 x 490 x 48	1	1	1	2	2	2	3			3	
	F7 Bag Filter	VariCEL VXL-E	592 x 592 x 48									3	3	3
			590 x 490 x 292	1	1	1	2	2	2	3			3	
			592 x 287 x 292			1		1	1		3	3	1	
	F9 Bag Filter	VariCEL VXL-E	592 x 592 x 292									3	3	3
			592 x 490 x 292	1	1	1	2	2	2	3			3	
			592 x 287 x 292			1		1	1		3	3	1	
				592 x 592 x 292								3	3	3

The above table shows the number of filters fitted to each Modular AHU Size 1 to 10. **For example**, if you have a Size 10 unit with G4 Panel filters and F7 Bag Filters it will have:-

- 3 No. Chevronet 592 x 490 x 48
- 1 No. Chevronet 592 x 287 x 48
- 3 No. Chevronet 592 x 592 x 48
- 3 No. VariCEL VXL-E 592 x 490 x 292
- 1 No. VariCEL VXL-E 592 x 287 x 292
- 3 No. VariCEL VXL-E 592 x 592 x 292

The below materials are complete kits to replace or upgrade the filters in the Modular AHU series.

If we take the example on the left as a size 10 Modular AHU, to replace these filters, select SB.ADF10G4 + SB.ADF10F7. You can also select to upgrade the F7 to an F9 by selecting SB.ADF10F9.

Replacement Filter Kits

Material	Description	Trade Price
UK.ADF01G4	G4 Filters Modular ADT AHU Size 01	£8.00
UK.ADF01F7	F7 Filters Modular ADT AHU Size 01	£75.00
UK.ADF01F9	F9 Filters Modular ADT AHU Size 01	£79.00
UK.ADF02G4	G4 Filters Modular ADT AHU Size 02	£8.00
UK.ADF02F7	F7 Filters Modular ADT AHU Size 02	£75.00
UK.ADF02F9	F9 Filters Modular ADT AHU Size 02	£79.00
UK.ADF03G4	G4 Filters Modular ADT AHU Size 03	£8.00
UK.ADF03F7	F7 Filters Modular ADT AHU Size 03	£75.00
UK.ADF03F9	F9 Filters Modular ADT AHU Size 03	£79.00
UK.ADF04G4	G4 Filters Modular ADT AHU Size 04	£17.00
UK.ADF04F7	F7 Filters Modular ADT AHU Size 04	£150.00
UK.ADF04F9	F9 Filters Modular ADT AHU Size 04	£159.00
UK.ADF05G4	G4 Filters Modular ADT AHU Size 05	£17.00
UK.ADF05F7	F7 Filters Modular ADT AHU Size 05	£150.00
UK.ADF05F9	F9 Filters Modular ADT AHU Size 05	£159.00

Material	Description	Trade Price
UK.ADF06G4	G4 Filters Modular ADT AHU Size 06	£17.00
UK.ADF06F7	F7 Filters Modular ADT AHU Size 06	£150.00
UK.ADF06F9	F9 Filters Modular ADT AHU Size 06	£159.00
UK.ADF07G4	G4 Filters Modular ADT AHU Size 07	£25.00
UK.ADF07F7	F7 Filters Modular ADT AHU Size 07	£225.00
UK.ADF07F9	F9 Filters Modular ADT AHU Size 07	£238.00
UK.ADF08G4	G4 Filters Modular ADT AHU Size 08	£22.00
UK.ADF08F7	F7 Filters Modular ADT AHU Size 08	£127.00
UK.ADF08F9	F9 Filters Modular ADT AHU Size 08	£143.00
UK.ADF09G4	G4 Filters Modular ADT AHU Size 09	£22.00
UK.ADF09F7	F7 Filters Modular ADT AHU Size 09	£127.00
UK.ADF09F9	F9 Filters Modular ADT AHU Size 09	£143.00
UK.ADF10G4	G4 Filters Modular ADT AHU Size 10	£25.00
UK.ADF10F7	F7 Filters Modular ADT AHU Size 10	£225.00
UK.ADF10F9	F9 Filters Modular ADT AHU Size 10	£238.00

Daikin ProShop for quick and easy Split, Sky Air, VAM and IAQ quotes and orders

The new ProShop platform enables you to generate quotes and place orders for Split, Sky Air, VAM and Air Purifier products online, at any time of day or night – and on any device.

Visit ProShop here:



UV GI Accessory for Ducted Units



This accessory provides a UVC solution for Daikin ducted units. The specially designed plenum houses UVC tubes, which irradiate the air stream and deactivate pathogens.* The accessory can be attached to a Daikin ducted unit in new installations or as a retrofit.

These plenums have been designed to be attached to Daikin slim and standard ducted units on the supply air side for Split and VRV systems. The plenums are provided as separate accessories and can be fitted to the duct; ductwork is then attached to the spigots. Access hatches on the top and bottom of the box allow the UVC tubes to be added or changed as required.

What is UVC? And what is its impact on pathogens?

Daikin has collaborated with the UK distributor of US-manufactured UVC tubes; e-co. Working together, using each other's expertise, Daikin and e-co have created a UVC solution that can be safely and effectively added to a DX system.

UVC operates in the 200 NM wavelength. Irradiation with UVC disrupts pathogen cell structures, rendering them harmless.*

Direct exposure to UVC can cause reddening of the skin and eye damage. However, the UVC tubes are fully enclosed within the accessory structure, offering a completely safe and reliable solution.

Lead Time: 3-4 weeks for the UV module

*specific claims regarding the effectiveness of UVC and its ability to deactivate Pathogens are made solely by Sterile Air (through its UK distributor e-co), and not verified or endorsed by Daikin UK.


How to order

Step 1

Select the size and type of ducted units that you require for your project

Step 2

Select the correct accessory pack from the table below



FCU Model	Material Code	Trade Price (Power pack + Plenum + Assembly)	Single UVC EGTS Emitter length [inches]	Plenum width (mm)	Plenum height (mm)	Av. % Single pass Covid-19 Reduction rate (90%)	Av. % Single pass Covid-19 Reduction rate (99%)
FXSQ15/20/25/32A & FXSA15/20/25/32A	UK.SF1 UVGI	£686.00	16	550	245	100%	99%
FXSQ40/50A & FXSA40/50A & FBA35/50A9	UK.SF2 UVGI	£706.00	20	680	245	100%	99%
FXSQ63/80A & FXSA63/80A & FBA60/71A9	UK.SF3 UVGI	£720.00	36	980	245	100%	99%
FXSQ100/125A & FBA100/125/140A	UK.SF4 UVGI	£777.00	50	1380	245	100%	99%
FXSQ140A & FXSA140A	UK.SF4L UVGI	£800.00	50	1530	245	100%	99%
FDXM25/35F9 & FXDQ15/20/25/32A3 & FXDA15/20/25/32A	UK.SAF5 UVGI	£698.00	24	750	200	100%	99%
FXDQ40/50A3 & FXDA40/50A	UK.SAF6 UVGI	£709.00	42	950	200	100%	99%
FDXM50/60F9 & FXDQ60A3 & FXDA60A	UK.SAF7 UVGI	£734.00	30	1150	200	100%	99%

Step 3


Select the corresponding UVC tube to complete the installation

FCU Model	Material Code	Trade Price	Single UVC EGTS Emitter length [inches]
FXSQ15/20/25/32A & FXSA15/20/25/32A	UK.UVE16	£168.00	16
FXSQ40/50A & FXSA40/50A & FBA35/50A9	UK.UVE20	£177.00	20
FXSQ63/80A & FXSA63/80A & FBA60/71A9	UK.UVE36	£218.00	36
FXSQ100/125A & FBA100/125/140A	UK.UVE50	£252.00	50
FXSQ140A & FXSA140A	UK.UVE50	£252.00	50
FDXM25/35F9 & FXDQ15/20/25/32A3 & FXDA15/20/25/32A	UK.UVE24	£186.00	24
FXDQ40/50A3 & FXDA40/50A	UK.UVE42	£236.00	42
FDXM50/60F9 & FXDQ60A3 & FXDA60A	UK.UVE30	£217.00	30

Terms & Conditions

Pathogen reduction claims and report provided by e-co. Daikin does not warranty against the effectiveness of UV technology in reducing Pathogens nor does it warranty against the specific reductions that are indicated in the reports provided by e-co. Daikin accessory will only function with e-co UVC tubes and Daikin does not warranty the equipment for use with other UVC tube makes.

UK.PA604 Plasma Ionisation Accessory



Daikin's plasma ionisation unit provides a continuous stream of ionised particles. Using Plasma Air's Bi-Polar Ionisation system, it neutralises pathogens such as bacteria, viruses, moulds and odours. The unit can be fitted into the return air side of Daikin Ducted Units or to Roundflow Cassettes and Fully Flat Cassettes.

The Plasma Air Bi-Polar Ionisation system

The Plasma Air 600 Series Model 604 is a needlepoint brush-type ioniser. It produces an equal amount of positive and negative ions to neutralise harmful pollutants and odours. Each ionisation unit is capable of ionising a supply airflow of 4000 m³/hr.

The 600 Series is a versatile choice and can be installed at the fan inlet of an air handling unit, fan coil unit and VRV duct system. The unit is self-contained in a potted ABS box with a moulded flange and mounting holes and is protected with an inline 500mA glass cartridge fuse.

- › Silent and invisible
- › Independently proven safe and effective for continuous use
- › Easy to install in existing or new HVAC systems*
- › Requires no replacement parts
- › 3-year standard warranty
- › Tested and passed UL 867 for ozone and safety

* the UK.PA604 must be installed as defined by Daikin installation instructions.

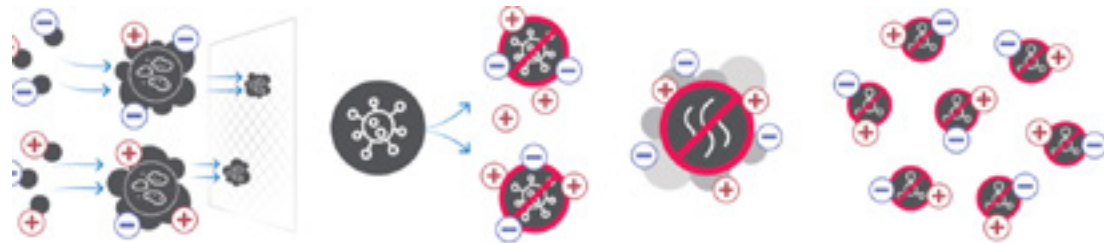
Lead time: 1 week for the module if self-installed; 2-3 weeks if fitted by Daikin

Daikin does not warranty against the effectiveness of Plasma Air Bi-Polar Ionisation system in reducing pathogens. Daikin Duct will only function with Plasma Air Bi-Polar Ionisation system and Daikin warranty the equipment for a period of 3 years from the date of purchase based on failed or malfunctioning product purchased.



How bipolar ionisation improves indoor air quality

Plasma Air technology produces a natural bio-climate rich in positive and negative oxygen ions. The negative ions contain an extra electron while the positive ions are missing an electron, resulting in an unstable condition. In an effort to restabilise, these bipolar ions seek out atoms and molecules in the air to trade electrons with. This action effectively neutralises particulate matter, bacteria and viruses, odorous gases and aerosols, and VOCs.



Particulate

Airborne particles, such as smoke, dust, pollen and spores are charged by the ions through ionic bonding. These charged particles stick together increasing their size and allowing them to be easily removed by low-grade filters.

Bacteria and viruses

As they divide to reproduce, bacteria and virus cells bond with oxygen ions and are destroyed.

Odorous gases

Odorous gases and aerosols oxidise on contact with oxygen ions and are neutralised.

Volatile organic compounds

Oxygen ions cause a chemical reaction with VOCs breaking down their molecular structure.

Comparison information provided by PlasmaAir*

	Bipolar Ionisation	PCO	Ozone Generators	Traditional Filtration	HEPA/Fine Grain filters	Carbon
Effectiveness	99%	Marginal	99%	Minimal	0-99.7%	Marginal
Particle Size	Small < 2.5µm	Large > 5µm	Small < 2.5µm	Large > 5µm	Small < 0.3µm	N/A
Treats in Room Air	YES	YES	YES	NO	NO	NO
Replacement Parts Needed	NO	YES	YES	YES	YES	YES
Maintenance Required	NO	YES	YES	YES	YES	YES
Produces Harmful Byproduct	NO	YES	YES	NO	NO	NO
Energy Costs	£	££	£	££	£££	£££

Description	Material	Trade Price
Plasma Ionisation Accessory - Standalone	UK.PA604	£265.00
Plasma Ionisation Accessory - Installed by Daikin ^[1]	UK.(fancoil)/PIA ^[2]	£295.00

[1] please note: this value is a non-discountable fee to be added on top of the cost of the fancoil. Please contact your local sales office for full details

[2] add required fan coil code

* All claims regarding the benefits of Bi-Polar ionisation are made by Plasma Air Inc (represented by spire building services in the UK) and not verified or endorsed by Daikin UK

Daikin UK Price Book 2022

Split & Sky Air

R32 Pair Applications	14
Wall Mounted	14
Ceiling Suspended	26
Under Ceiling Cassette	30
Fully Flat Cassette	33
Compact Roundflow Cassette	36
Auto-Cleaning Decoration Panel	37
Roundflow Cassette	38
Designer Decoration Panel	42
Auto-Cleaning Accessory for Ducted Units	43
Ducted Units	44
Easyzone	52
Floor Standing	56
Concealed Floor Standing	58
Floor Standing Cased	60

R32 Multi Applications	62
Multi Series Systems	62
Twin, Triple, Double Twin Combinations	64
<hr/>	
Infrastructure Cooling	72
Duty Rotation	73
<hr/>	
Air Curtains	74
<hr/>	
Rooftops	79
<hr/>	





FTXZ-N / RXZ-N

Wall Mounted – Ururu Sarara



RXZ25-50N



onecta

WI-FI ADAPTOR

AVAILABLE AS AN OPTION

Accessories:

Accessory Ref	Description	Trade Price
BRC073	Wired remote control - connection cable required	£103.00
BRCW901A03	3m extension cord required for wired remote controller BRC073	£17.00
BRCW901A08	8m extension cord required for wired remote controller BRC073	£26.00
BRP069B42	Wi-Fi adapter for use with Daikin ONECTA App	£77.00
K.CWB90-2	Condensing unit bracket - up to size 50, max weight 90kg of ODU	£44.00
K.DT1	Condensate drip tray for use with K.CWB90-2	£68.00
KLIC-DDV3	KNX interface for Split type systems	£214.00
KPMH950A4L	L-shaped cuffs for humidification hose (10 pieces)	£44.00
KPMH974B403	Humidification hose extension set (2m length)	£60.00
KPMH974B43	Hose for humidification (10m length)	£173.00
KPMJ942A4	Humidification hose extension joints (10 pieces)	£44.00
KPMJ983A4L	L-shaped joints for humidification hose (10 pieces)	£135.00
KRP413A15	Adaptor PCB for remote on/off control - constant/pulse contact	£96.00
KRP928A25	Adaptor PCB for interface to Daikin centralised control systems	£172.00
RTD-RA	Adaptor PCB for Modbus connection and/or extended system functions	£198.00

Indoor Units			FTXZ25N	FTXZ35N	FTXZ50N
Capacity	UK Total Cooling	kW	2.44	3.42	4.89
	UK Sensible Cooling	kW	2.11	2.62	3.49
	Nominal Cooling	kW	2.5	3.5	5.0
	Nominal Heating	kW	3.6	5.0	6.3
Seasonal Efficiency (EN14825) COOLING	Energy Label		A+++	A+++	A+++
	Pdesign	kW	2.5	3.5	5.0
	SEER		9.54	9.00	8.60
	Annual Energy Consumption	kWh	92	136	203
Seasonal Efficiency (EN14825) HEATING	Energy Label		A+++	A+++	A+++
	Pdesign	kW	3.5	4.5	5.6
	SCOP		5.90	5.73	5.50
	Annual Energy Consumption	kWh	831	1100	1427
Air Flow Rate (Cooling)	High / Nom / Low / Silent	m³/sec	0.178 / 0.125 / 0.088 / 0.067	0.202 / 0.140 / 0.093 / 0.067	0.250 / 0.153 / 0.110 / 0.077
Dimensions	Height	mm	295	295	295
	Width	mm	798	798	798
	Depth	mm	372	372	372
Weight		kg	15	15	15
RAL Colour			RAL 9002	RAL 9002	RAL 9002
Sound Pressure (Cooling)	High / Nom / Low / Silent	dBa	38 / 33 / 26 / 19	42 / 35 / 27 / 19	47 / 38 / 30 / 23
Sound Pressure (Heating)	High / Nom / Low / Silent	dBa	39 / 35 / 28 / 19	42 / 36 / 29 / 19	44 / 38 / 31 / 24
Sound Power (Cooling)		dBa	54	57	60

Outdoor Units			RXZ25N	RXZ35N	RXZ50N
Dimensions	Height x Width x Depth	mm	693 x 795 x 300	693 x 795 x 300	693 x 795 x 300
Weight		kg	50	50	50
Electrical Details	Power Supply		1ph	1ph	1ph
	Running Current	A	1.80	2.80	4.80
	Starting Current	A	2.8	4.4	6.2
	Max Fuse Size	A	16	16	16
Interconnection Wiring	Core / Cable size		3+E / 1.5	3+E / 1.5	3+E / 1.5
Piping Connections	Liquid / Gas	inches (mm)	1/4 (6.4) / 3/8 (9.5)	1/4 (6.4) / 3/8 (9.5)	1/4 (6.4) / 3/8 (9.5)
Pipework	Maximum Length	m	10	10	10
	Maximum Vertical Rise	m	8	8	8
	Precharged to	m	10	10	10
	Additional charge	g/m	-	-	-
	Holding Charge	kg	1.34	1.34	1.34
Sound Pressure (Cooling)	High / Low / Silent	dBa	46 / - / -	48 / - / -	49 / - / -
Sound Pressure (Heating)	High / Low / Silent	dBa	46 / - / -	48 / - / -	50 / - / -
Sound Power (Cooling)		dBa	59	61	63
Operating Range (Cooling)	Min / Max	°CDB	-10 / 43	-10 / 43	-10 / 43
Operating Range (Heating)	Min / Max	°CWB	-20 / 18	-20 / 18	-20 / 18
Air Flow Rate (Cooling)	High	m³/sec	0.516	0.573	0.673

Meets ETL criteria	●	●	●
Trade Fan Coil Price	£437.00	£513.00	£672.00
Trade Condensing Unit Price	£1,184.00	£1,371.00	£1,442.00
Total System Price	£1,621.00	£1,884.00	£2,114.00

Notes & Features:

- All fan coils are supplied with infrared remote controller ARC477A1
- The supplied humidifying hose is 8m long
- Complete climate control with dehumidification, ventilation, air purification and heating and cooling
- Self cleaning filters ensure optimum air quality and efficiency of operation
- 3 area intelligent eye ensures air is directed away from occupants in the room

FTXA-A/B / RXA-A/B

Wall Mounted – Stylish



RXA20-35A9

WI-FI CONTROL VIA APP

DAIKIN

onecta

WI-FI ADAPTOR INCLUDED AS STANDARD

Accessories:

Accessory Ref	Description	Trade Price
EKRS21	Wire harness for new S21 port for all marked (*) options	£9.00
BRC073*	Wired remote control - connection cable required	£103.00
BRCW901A03	3m extension cord required for wired remote controller BRC073	£17.00
BRCW901A08	8m extension cord required for wired remote controller BRC073	£26.00
K.CGM	Condensing unit guard (1150 x 1150 x 650)	£388.00
K.CGS	Condensing unit guard (750 x 1050 x 460)	£280.00
K.CWB90-2	Condensing unit bracket - for up to size 71, max weight 90kg of ODU	£44.00
K.DT1	Condensate drip tray for use with K.CWB90-2	£68.00
KLIC-DDV3*	KNX interface for Split type systems	£214.00
KRP413A15*	Adaptor PCB for remote on/off control - constant/pulse contact	£96.00
KRP928A25*	Adaptor PCB for interface to Daikin centralised control systems	£172.00
RTD-RA*	Adaptor PCB for Modbus connection and/or extended system functions	£198.00

Indoor Units	White (RAL 9002)		CTXA15AW	FTXA20AW	FTXA25AW	FTXA35AW	FTXA42AW	FTXA50AW	
	Black (RAL 9005)		CTXA15BB	FTXA20BB	FTXA25BB	FTXA35BB	FTXA42BB	FTXA50BB	
		Silver (RAL 9006)		CTXA15BS	FTXA20BS	FTXA25BS	FTXA35BS	FTXA42BS	FTXA50BS
		Blackwood (RAL N/A)			FTXA20BT	FTXA25BT	FTXA35BT	FTXA42BT	FTXA50BT
Capacity	UK Total Cooling	kW	Multi Combination Only		1.95	2.44	3.32	4.11	4.89
	UK Sensible Cooling	kW		1.95	1.96	2.43	3.01	3.56	
	Nominal Cooling	kW		2.0	2.5	3.4	4.2	5.0	
	Nominal Heating	kW		2.5	2.8	4.0	5.4	5.8	
	Energy Label			A+++	A+++	A+++	A++	A++	
Seasonal Efficiency (EN14825) COOLING	Pdesign	kW		2.0	2.5	3.4	4.2	5.0	
	SEER			8.75	8.74	8.73	7.50	7.33	
	Annual Energy Consumption	kWh		80	101	137	196	239	
Seasonal Efficiency (EN14825) HEATING	Energy Label			A+++	A+++	A+++	A++	A++	
	Pdesign	kW		2.40	2.45	2.50	3.80	4.00	
	SCOP		5.15	5.15	5.15	4.6	4.6		
	Annual Energy Consumption	kWh	653	666	680	1150	1217		
Air Flow Rate (Cooling)	High / Med / Low / Silent	m ³ /sec	0.183 / 0.133 / 0.102 / 0.077	0.183 / 0.133 / 0.102 / 0.077	0.192 / 0.143 / 0.102 / 0.077	0.198 / 0.143 / 0.102 / 0.077	0.218 / 0.163 / 0.120 / 0.077	0.225 / 0.173 / 0.127 / 0.087	
Dimensions	Height / Width / Depth	mm	295 x 798 x 189	295 x 798 x 189	295 x 798 x 189	295 x 798 x 189	295 x 798 x 189	295 x 798 x 189	
Weight		kg	12	12	12	12	12	12	
Sound Pressure (Cooling)	High / Med / Low / Silent	dB(A)	39 / 32 / 25 / 21	39 / 32 / 25 / 19	40 / 33 / 25 / 19	41 / 33 / 25 / 19	45 / 37 / 29 / 21	46 / 39 / 31 / 24	
Sound Power (Cooling)		dB(A)	57	57	57	60	60	60	

Outdoor Units			RXA20A9	RXA25A9	RXA35A9	RXA42B	RXA50B
Dimensions	Height x Width x Depth	mm	550 x 765 x 285	550 x 765 x 285	550 x 765 x 285	734 x 870 x 373	734 x 870 x 373
Weight		kg	32	32	32	50	50
Electrical Details	Power Supply		1ph	1ph	1ph	1ph	1ph
	Maximum Input Current (MCA)	A	9.9	11	11	12.8	12.8
	Max Fuse Size	A	10	16	16	16	16
Interconnection Wiring	Core / Cable Size		3+E / 1.5	3+E / 1.5	3+E / 1.5	3+E / 1.5	3+E / 1.5
Piping Connections	Liquid / Gas	inches (mm)	1/4 (6.4) / 3/8 (9.5)	1/4 (6.4) / 3/8 (9.5)	1/4 (6.4) / 3/8 (9.5)	1/4 (6.4) / 1/2 (12.7)	1/4 (6.4) / 1/2 (12.7)
Pipework	Maximum Length	m	20	20	20	30	30
	Maximum Vertical Rise	m	15	15	15	20	20
	Precharged to	m	10	10	10	10	10
	Additional charge	g/m	20	20	20	20	20
	Holding charge	kg	0.76	0.76	0.76	1.1	1.1
Sound Pressure (Cooling)	Nominal	dB(A)	46	46	49	48	48
Sound Power (Cooling)		dB(A)	59	59	61	62	62
Operating Range (Cooling)	Min / Max	°CDB	-10 / 46	-10 / 46	-10 / 46	-10 / 46	-10 / 46
Operating Range (Heating)	Min / Max	°CWB	-15 / 18	-15 / 18	-15 / 18	-15 / 18	-15 / 18
Air Flow Rate (Cooling)	Nominal	m ³ /sec	0.567	0.567	0.600	0.757	0.777

Meets ETL criteria

Indoor Trade Price - White	£311.00	£353.00	£372.00	£418.00	£471.00	£550.00
Indoor Trade Price - Black	£341.00	£389.00	£409.00	£459.00	£517.00	£605.00
Indoor Trade Price - Silver	£372.00	£422.00	£444.00	£497.00	£561.00	£656.00
Indoor Trade Price - Blackwood	£372.00	£422.00	£444.00	£497.00	£561.00	£656.00
Condensing Unit Trade Price	£643.00	£677.00	£786.00	£896.00	£1,058.00	
Total System Price - White	£996.00	£1,049.00	£1,204.00	£1,367.00	£1,608.00	
Total System Price - Black	£1,032.00	£1,086.00	£1,245.00	£1,413.00	£1,663.00	
Total System Price - Silver	£1,065.00	£1,121.00	£1,283.00	£1,457.00	£1,714.00	
Total System Price - Blackwood	£1,065.00	£1,121.00	£1,283.00	£1,457.00	£1,714.00	

Notes & Features:

- › All fan coils are supplied with infrared remote controller ARC466A58
- › New fan with Coanda effect for optimum air distribution and indoor comfort
- › New grid eye sensor redirects air away from the occupants in the room
- › Flash Streamer technology helps improve indoor air quality
- › Can be connected with R410A Mini VRV using BPMK boxes except for CTXA
- › RXA20-35A9 can reduce the sound power by a further 6 dB(A)
- › Latest indoor air quality Flash Streamer technology included

FTXJ-AW/S/B / RXJ-A

Wall Mounted – Emura



RXJ20-35A



WI-FI CONTROL VIA APP



onecta

WI-FI ADAPTOR

INCLUDED AS STANDARD

Accessories:

Accessory Ref	Description	Trade Price
BRC073	Wired remote control - connection cable required	£103.00
BRCW901A03	3m extension cord required for wired remote controller BRC073	£17.00
BRCW901A08	8m extension cord required for wired remote controller BRC073	£26.00
K.CGM	Condensing unit guard (1150 x 1150 x 650)	£388.00
K.CG5	Condensing unit guard (750 x 1050 x 460)	£280.00
K.CWB90-2	Wall bracket (90kg, 500mm support arm)	£44.00
K.DT1	Condensate drip tray for use with K.CWB90-2	£68.00
KLIC-DDV3	KNX interface for Split type systems	£214.00
KRP413A15	Adaptor PCB for remote on/off control - constant/pulse contact	£96.00
KRP928A2S	Adaptor PCB for interface to Daikin centralised control systems	£172.00
RTD-RA	Adaptor PCB for Modbus connection and/or extended system functions	£198.00

Indoor Units	White (RAL 9002)		FTXJ20AW	FTXJ25AW	FTXJ35AW	FTXJ42AW	FTXJ50AW
	Silver (RAL 9006)		FTXJ20AS	FTXJ25AS	FTXJ35AS	FTXJ42AS	FTXJ50AS
	Black (RAL 9005)		FTXJ20AB	FTXJ25AB	FTXJ35AB	FTXJ42AB	FTXJ50AB
Capacity	UK Total Cooling	kW	2.25	2.35	3.28	4.50	TBA
	UK Sensible Cooling	kW	1.84	1.92	2.47	3.16	TBA
	Nominal Cooling	kW	2.0	2.5	3.4	4.2	5.0
	Nominal Heating	kW	2.5	2.8	4.0	5.4	5.8
	Seasonal Efficiency (EN14825)	Energy Label		A+++	A+++	A+++	A++
COOLING	Pdesign	kW	2.00	2.50	3.40	4.20	5.00
	SEER		8.75	8.74	8.73	7.5	7.33
	Annual Energy Consumption	kWh	92	97	170	239	92
HEATING	Seasonal Efficiency (EN14825)	Energy Label		A+++	A+++	A++	A++
	Pdesign	kW	2.40	2.45	2.50	3.80	4.00
	SCOP		5.15	5.15	5.15	4.60	4.60
Annual Energy Consumption	kWh		638	822	913	1505	638
	Air Flow Rate (Cooling)	High / Med / Low / Silent	m³/sec	0.148/0.110/0.073/0.043	0.148/0.110/0.073/0.043	0.182/0.130/0.080/0.048	0.182/0.148/0.113/0.060
Dimensions	Height x Width x Depth	mm	305 x 900 x 214	305 x 900 x 214	305 x 900 x 214	305 x 900 x 214	305 x 900 x 214
Weight		kg	12	12	12	12	12
Sound Pressure (Cooling)	High / Med / Low / Silent	dBA	39/32/25/19	40/33/25/19	41/33/25/19	45/37/29/21	46/39/31/24
Sound Pressure (Heating)	High / Med / Low / Silent	dBA	39/32/25/19	40/33/25/19	41/33/25/19	45/37/29/21	46/42/33/24
Sound Power (Cooling)		dBA	57	57	60	60	60

Outdoor Units			RXJ20A	RXJ25A	RXJ35A	RXJ42A	RXJ50A
Dimensions	Height x Width x Depth	mm	553 x 840 x 350	553 x 840 x 350	553 x 840 x 350	734 x 954 x 408	734 x 954 x 408
Weight		kg	32	32	32	49	49
Electrical Details	Power Supply		1ph	1ph	1ph	1ph	1ph
	Maximum Input Current (MCA)	A	7.9	7.9	8.8	11.3	11.3
	Max Fuse Size	A	10	10	10	13	13
Interconnection Wiring	Core / Cable size		3+E / 1.5	3+E / 1.5	3+E / 1.5	3+E / 1.5	3+E / 1.5
Piping Connections	Liquid / Gas	inches (mm)	1/4 (6.4) / 3/8 (9.5)	1/4 (6.4) / 3/8 (9.5)	1/4 (6.4) / 3/8 (9.5)	1/4 (6.4) / 1/2 (12.7)	1/4 (6.4) / 1/2 (12.7)
Pipework	Maximum Length	m	20	20	20	30	30
	Maximum Vertical Rise	m	15	15	15	20	20
	Precharged to	m	10	10	10	10	10
	Additional charge	g/m	20	20	20	20	20
	Holding Charge	kg	0.76	0.76	0.76	1.15	1.15
	Sound Pressure (Cooling)	Nominal	dBA	46	46	49	48
Sound Pressure (Heating)	Nominal	dBA	47	47	49	48	49
Sound Power (Cooling)		dBA	59	59	61	62	62
Operating Range (Cooling)	Min / Max	°CDB	-10 / 50	-10 / 50	-10 / 50	-10 / 50	-10 / 50
Operating Range (Heating)	Min / Max	°CWB	-20 / 24	-20 / 24	-20 / 24	-20 / 24	-20 / 24
Air Flow Rate (Cooling)	Nominal	m³/sec	0.567	0.567	0.600	0.777	0.777
Meets ETL criteria			●	●	●	●	●

Indoor Trade Price - White	£371.00	£391.00	£439.00	£495.00	£578.00
Indoor Trade Price - Silver	£443.00	£466.00	£522.00	£589.00	£689.00
Indoor Trade Price - Black	£408.00	£429.00	£482.00	£543.00	£635.00

Condensing Unit Trade Price	£675.00	£711.00	£825.00	£941.00	£1,111.00
------------------------------------	----------------	----------------	----------------	----------------	------------------

Total System Price - White	£1,046.00	£1,102.00	£1,264.00	£1,436.00	£1,689.00
Total System Price - Silver	£1,118.00	£1,177.00	£1,347.00	£1,530.00	£1,800.00
Total System Price - Black	£1,083.00	£1,140.00	£1,307.00	£1,484.00	£1,746.00

Notes & Features:

- All fan coils are supplied with infrared remote controller ARC466A9 (7-day schedule timer)
- All fan coils have auto restart after power failure
- Wired controller, KLIC-DI and RTD-RA options cannot be combined
- Sleek, low profile design
- Night set mode
- Improved air purifying filter: superior purification and deodorisation of the air inside the room
- 2-area intelligent eye and presence sensor
- 5 fan speeds can be selected; from high to super low
- RXJ20-35A can reduce the sound power by a further 6 dB(A)
- Latest indoor air quality Flash Streamer technology included

FTXM-R / RZAG-A

Wall Mounted – Mini Sky Air

SkyAir Alpha-series



50m
PIPE RUN



RZAG35-60A



WI-FI CONTROL VIA APP



onecta

WI-FI ADAPTOR

INCLUDED AS STANDARD

Accessories:

Accessory Ref	Description	Trade Price
EKRS21	Wire harness for S21 port for all marked (*) options	£9.00
BRC073*	Wired remote control - connection cable required	£103.00
BRCW901A03	3m extension cord required for wired remote controller BRC073	£17.00
BRCW901A08	8m extension cord required for wired remote controller BRC073	£26.00
K.CGM	Condensing unit guard (1150 x 1150 x 650)	£388.00
K.CWB90-2	Wall bracket (90kg, 500mm support arm)	£44.00
K.DT1	Condensate drip tray for use with K.CWB90-2	£68.00
KLIC-DDV3*	KNX interface for Split type systems	£214.00
KRP413A15*	Adaptor PCB for remote on/off control - constant/pulse contact	£96.00
KRP928A25*	Adaptor PCB for interface to Daikin centralised control systems	£172.00
RTD-RA*	Adaptor PCB for Modbus connection and/or extended system functions	£198.00

Indoor Units			FTXM35R	FTXM50R	FTXM60R
Capacity	UK Total Cooling	kW	3.42	4.89	5.86
	UK Sensible Cooling	kW	2.52	3.36	3.98
	Nominal Cooling	kW	3.5	5.0	6.0
	Nominal Heating	kW	4.0	6.0	7.0
Seasonal Efficiency (EN14825) COOLING	Energy Label		A++	A++	A++
	Pdesign	kW	3.5	5.0	6.0
	SEER		7.70	7.41	6.90
Seasonal Efficiency (EN14825) HEATING	Energy Label		A++	A++	A+
	Pdesign	kW	2.6	4.5	4.6
	SCOP		4.60	4.60	4.35
Air Flow Rate (Cooling)	High / Med / Low / Silent	m³/sec	0.175 / 0.125 / 0.095 / 0.072	0.263 / 0.233 / 0.190 / 0.138	0.278 / 0.233 / 0.197 / 0.152
Dimensions	Height	mm	295	299	299
	Width	mm	778	998	998
	Depth	mm	272	292	292
Weight		kg	10	14.5	14.5
Sound Pressure (Cooling)	High / Med / Low / Silent	dBA	45 / 33 / 29 / 19	44 / 40 / 36 / 27	46 / 42 / 37 / 30
Sound Pressure (Heating)	High / Med / Low / Silent	dBA	39 / 35 / 28 / 20	43 / 39 / 34 / 31	45 / 41 / 36 / 33
Sound Power (Cooling)		dBA	58	58	60

Outdoor Units			RZAG35A	RZAG50A	RZAG60A
Dimensions	Height x Width x Depth	mm	734 x 870 x 373	734 x 870 x 373	734 x 870 x 373
Weight		kg	52	52	52
Electrical Details	Power Supply		1ph	1ph	1ph
	Maximum Input Current (MCA) A		14.53	14.83	16.70
	Max Fuse Size	A	16	16	20
Interconnection Wiring	Core / Cable Size		3+E / 1.5	3+E / 1.5	3+E / 1.5
Piping Connections	Liquid / Gas	inches (mm)	1/4 (6.4) / 3/8 (9.5)	1/4 (6.4) / 1/2 (12.7)	1/4 (6.4) / 1/2 (12.7)
Pipework	Maximum Length	m	50	50	50
	Maximum Vertical Rise	m	30	30	30
	Precharged to	m	30	30	30
	Additional charge	g/m	20	20	20
	Holding charge	kg	1.55	1.55	1.55
Sound Pressure (Cooling)	Nominal	dBA	48	49	50
Sound Pressure (Heating)	Nominal	dBA	48	49	50
Sound Power (Cooling)		dBA	62	63	64
Operating Range (Cooling)	Min / Max	°CDB	-20 / 52	-20 / 52	-20 / 52
Operating Range (Heating)	Min / Max	°CWB	-21 / 18	-20 / 24	-20 / 24
Air Flow Rate (Cooling)	High	m³/sec	0.918	0.918	0.918

Meets ETL criteria	●	●	●
--------------------	---	---	---

Indoor Unit Trade Price	£228.00	£354.00	£360.00
Condensing Unit Trade Price	£982.00	£1,198.00	£1,312.00
Total System Price	£1,210.00	£1,552.00	£1,672.00

Notes & Features:

- All fan coils are supplied with infrared remote controller ARC466A67 (7-day schedule timer)
- All fan coils have auto restart after power failure
- Wired controller, KLIC-DI and RTD-RA options cannot be combined
- Night set mode
- Air purification using Flash Streamer technology
- Presence sensor and 2-area intelligent eye
- 5 fan speeds can be selected; from high to super low
- Heat boost function to reach set point quicker during start-up

FTXM-R / RXM-R

Wall Mounted – Standard Inverter



RXM42-60R



onecta

WI-FI ADAPTOR

INCLUDED AS STANDARD

Accessories:

Accessory Ref	Description	Trade Price
EKRS21	Wire harness for S21 port for all marked (*) options	£9.00
BRC073*	Wired remote control - connection cable required	£103.00
BRCW901A03	3m extension cord required for wired remote controller BRC073	£17.00
BRCW901A08	8m extension cord required for wired remote controller BRC073	£26.00
K.CGM	Condensing unit guard (1150 x 1150 x 650)	£388.00
K.CGS	Condensing unit guard (750 x 1050 x 460)	£280.00
K.CWB90-2	Wall bracket (90kg, 500mm support arm)	£44.00
K.DT1	Condensate drip tray for use with K.CWB90-2	£68.00
KLIC-DDV3*	KNX interface for Split type systems	£214.00
KRP413A15*	Adaptor PCB for remote on/off control - constant/pulse contact	£96.00
KRP928A25*	Adaptor PCB for interface to Daikin centralised control systems	£172.00
RTD-RA*	Adaptor PCB for Modbus connection and/or extended system functions	£198.00

Indoor Units			FTXM20R	FTXM25R	FTXM35R	FTXM42R	FTXM50R	FTXM60R	FTXM71R
Capacity	UK Total Cooling	kW	1.95	2.44	3.32	4.11	4.89	5.86	6.94
	UK Sensible Cooling	kW	1.95	1.73	2.31	2.74	3.55	3.84	4.57
	Nominal Cooling	kW	2.0	2.5	3.4	4.2	5.0	6.0	7.1
	Nominal Heating	kW	2.5	2.8	4.0	5.4	5.8	7.0	8.2
	Energy Label		A+++	A+++	A+++	A++	A++	A++	A++
Seasonal Efficiency (EN14825) COOLING	Pdesign	kW	2.0	2.5	3.4	4.2	5.0	6.0	7.1
	SEER		8.65	8.65	8.65	7.85	7.41	6.90	6.2
	Annual Energy Consumption	kWh	81	101	137	187	236	304	401
Seasonal Efficiency (EN14825) HEATING	Energy Label		A+++	A+++	A+++	A++	A++	A+	A+
	Pdesign	kW	2.3	2.4	2.5	4.0	4.6	4.8	6.2
	SCOP		5.10	5.10	5.10	4.71	4.71	4.30	4.10
Annual Energy Consumption	kWh	631	659	686	1189	1368	1562	2117	
Air Flow Rate (Cooling)	High / Med / Low / Silent	m ³ /sec	0.175 / 0.125 / 0.095 / 0.072	0.175 / 0.127 / 0.095 / 0.068	0.188 / 0.130 / 0.100 / 0.070	0.198 / 0.150 / 0.108 / 0.072	0.263 / 0.233 / 0.190 / 0.138	0.278 / 0.233 / 0.197 / 0.152	0.282 / 0.250 / 0.203 / 0.167
	Height	mm	295	295	295	295	299	299	299
Dimensions	Width	mm	778	778	778	778	998	998	998
	Depth	mm	272	272	272	272	292	292	292
	Weight	kg	10	10	10	10	14.5	14.5	14.5
Sound Pressure (Cooling)	High / Med / Low / Silent	dB(A)	41 / 33 / 25 / 19	41 / 33 / 25 / 19	45 / 33 / 29 / 19	45 / 39 / 30 / 21	44 / 40 / 36 / 27	46 / 42 / 37 / 30	47 / 43 / 38 / 32
Sound Pressure (Heating)	High / Med / Low / Silent	dB(A)	39 / 34 / 26 / 20	39 / 34 / 27 / 20	39 / 35 / 28 / 20	45 / 39 / 29 / 21	43 / 39 / 34 / 31	45 / 41 / 36 / 33	46 / 42 / 37 / 34
Sound Power (Cooling)		dB(A)	57	57	58	60	58	60	60

Outdoor Units			RXM20R9	RXM25R9	RXM35R9	RXM42R	RXM50R	RXM60R	RXM71R
Dimensions	Height x Width x Depth	mm	550 x 765 x 285	550 x 765 x 285	550 x 765 x 285	734 x 870 x 373	734 x 870 x 373	734 x 870 x 373	734 x 954 x 401
	Weight	kg	32	32	32	49	49	49	55
Electrical Details	Power Supply		1ph	1ph	1ph	1ph	1ph	1ph	1ph
	Maximum Input Current (MCA)	A	8.93	9.71	9.76	10.36	14.54	15.09	19.78
	Max Fuse Size	A	10	16	16	16	16	16	20
Interconnection Wiring	Core / Cable size		3+E / 1.5	3+E / 1.5	3+E / 1.5	3+E / 1.5	3+E / 1.5	3+E / 1.5	3+E / 1.5
Piping Connections	Liquid / Gas	inches (mm)	1/4 (6.4) / 3/8 (9.5)	1/4 (6.4) / 3/8 (9.5)	1/4 (6.4) / 3/8 (9.5)	1/4 (6.4) / 3/8 (9.5)	1/4 (6.4) / 1/2 (12.7)	1/4 (6.4) / 1/2 (12.7)	1/4 (6.4) / 5/8 (15.9)
	Maximum Length	m	20	20	20	30	30	30	30
Pipework	Maximum Vertical Rise	m	15	15	15	20	20	20	20
	Precharged to	m	10	10	10	10	10	10	10
	Additional Charge	g/m	20	20	20	20	20	20	20
	Holding Charge	kg	0.76	0.76	0.76	1.10	1.15	1.15	1.15
	Sound Pressure (Cooling)	Nominal	dB(A)	46	46	49	48	48	48
Sound Pressure (Heating)	Nominal	dB(A)	47	47	49	48	49	49	48
Sound Power (Cooling)		dB(A)	59	58	61	62	62	63	66
Operating Range (Cooling)	Min / Max	°CDB	-10 / 50	-10 / 50	-10 / 50	-10 / 50	-10 / 50	-10 / 50	-10 / 46
Operating Range (Heating)	Min / Max	°CWB	-21 / 18	-21 / 18	-21 / 18	-21 / 18	-21 / 18	-21 / 18	-15 / 18
Air Flow Rate (Cooling)	Nominal	m ³ /sec	0.600	0.472	0.600	0.777	0.777	0.777	0.817

Meets ETL criteria	●	●	●	●	●	●	●	●
--------------------	---	---	---	---	---	---	---	---

Indoor Unit Trade Price	£186.00	£200.00	£228.00	£256.00	£354.00	£360.00	£480.00
Condensing Unit Trade Price	£526.00	£571.00	£664.00	£749.00	£833.00	£887.00	£1,216.00
Total System Price	£712.00	£771.00	£892.00	£1,005.00	£1,187.00	£1,247.00	£1,696.00

Notes & Features:

- › All fan coils are supplied with infrared remote controller ARC466A67 (7-day schedule timer)
- › All fan coils have auto restart after power failure
- › Wired controller, KLIC-DI and RTD-RA options cannot be combined
- › Night set mode
- › Air purification using Flash Streamer technology
- › Presence sensor and 2-area intelligent eye
- › 5 fan speeds can be selected; from high to super low
- › Heat boost function to reach set point quicker during start-up
- › Can be connected with R410A Mini VRV using BPMK boxes
- › RXM20-35R9 can reduce the sound power by a further 6 dB(A)

R-32

BLUEEVOLUTION

sensira

FTXF-D / RXF-D

Wall Mounted – Residential



FTXF20-35D

Replacement
Technology

BRC073 (optional)

ARC470A1



RXF20-35D

WI-FI
CONTROL
VIA APP

onecta

WI-FI ADAPTOR

AVAILABLE AS
AN OPTION

Accessories:

Accessory Ref	Description	Trade Price
BRC073	Optional wired remote controller BRC1E53A style - Connection cable required.	£103.00
BRP069B45	Wi-Fi adapter for use with Daikin ONECTA App	£63.00
BRCW901A03	3m connection cable for BRC073	£17.00
BRCW901A08	8m connection cable for BRC073	£26.00
K.CWB90-2	Condensing unit bracket - up to size 71, max weight 90kg of ODU	£44.00
K.DT1	Condensate drip tray for use with Split ODU - tray width 800mm	£68.00
K.CGS	Condensing unit guard size 20-35	£280.00
K.CGM	Condensing unit guard size 42-71	£388.00

Indoor Units			FTXF20D	FTXF25D	FTXF35D	FTXF42D	FTXF50D	FTXF60D	FTXF71D
Capacity	UK Total Cooling	kW	1.95	2.44	3.22	4.07	4.89	5.86	6.93
	UK Sensible Cooling	kW	1.69	1.94	2.35	2.97	3.42	4.00	4.73
	Nominal Cooling	kW	2.00	2.50	3.30	4.20	5.00	6.00	7.10
	Nominal Heating	kW	2.40	2.80	3.80	4.30	6.00	6.40	8.20
Seasonal Efficiency (EN14825) COOLING	Energy Label		A++	A++	A++	A++	A++	A++	A
	Pdesign	kW	2.00	2.50	3.50	4.20	5.00	6.00	7.10
	SEER		6.5	6.5	6.5	6.50	6.21	6.15	5.15
	Annual Energy Consumption kWh		108	135	188	226	282	342	483
Seasonal Efficiency (EN14825) HEATING	Energy Label		A+	A+	A+	A+	A+	A+	A
	Pdesign	kW	2.20	2.40	2.60	3.30	4.60	4.80	6.20
	SCOP		4.11	4.11	4.11	4.30	4.06	4.06	3.81
	Annual Energy Consumption kWh		749	818	885	1075	1585	1653	2278
Air Flow Rate (Cooling)	High / Nominal / Low / Silent	m ³ /sec	0.163 / 0.133 / 0.100 / 0.072	0.167 / 0.133 / 0.103 / 0.072	0.192 / 0.133 / 0.107 / 0.073	0.210 / 0.150 / 0.115 / 0.082	0.280 / 0.240 / 0.198 / 0.175	0.288 / 0.247 / 0.203 / 0.178	0.288 / 0.247 / 0.203 / 0.178
Dimensions	Height	mm	286	286	286	286	295	295	295
	Width	mm	770	770	770	770	990	990	990
	Depth	mm	225	225	225	255	263	263	263
Weight		kg	8	8	8.50	9	13.50	13.50	13.50
Sound Pressure (Cooling)	High / Medium / Low / Silent	dBA	39 / 33 / 25 / 20	40 / 33 / 26 / 20	43 / 34 / 27 / 20	45 / 36 / 30 / 22	43 / 39 / 34 / 31	45 / 41 / 36 / 33	46 / 42 / 37 / 34
Sound Pressure (Heating)	High / Medium / Low / Silent	dBA	39 / 34 / 28 / 21	40 / 34 / 28 / 21	40 / 35 / 29 / 21	44 / 34 / 28 / 22	42 / 38 / 33 / 30	44 / 40 / 35 / 32	45 / 41 / 36 / 33
Sound Power (Cooling)		dBA	53	54	54	59	59	60	62

Outdoor Units			RXF20D	RXF25D	RXF35D	RXF42D	RXF50D	RXF60D	RXF71D
Dimensions	Height x Width x Depth	mm	550 x 658 x 273	550 x 658 x 273	550 x 658 x 273	550 x 658 x 273	734 x 870 x 373	734 x 870 x 373	734 x 870 x 373
Weight		kg	24	24	24	28	46	50	50
Electrical Details	Power Supply		1ph	1ph	1ph	1ph	1ph	1ph	1ph
	Running Current	A	Please refer to data book				7.30	7.20	11.50
	Max Fuse Size	A	16	16	16	16	20	20	20
Interconnection Wiring	Core / Cable size		3+E / 1.5	3+E / 1.5	3+E / 1.5	3+E / 1.5	3+E / 1.5	3+E / 1.5	3+E / 1.5
Piping Connections	Liquid / Gas	inches (mm)	1/4 (6.4) / 3/8 (9.5)	1/4 (6.4) / 3/8 (9.5)	1/4 (6.4) / 3/8 (9.5)	1/4 (6.4) / 3/8 (9.5)	1/4 (6.4) / 1/2 (12.7)	1/4 (6.4) / 1/2 (12.7)	1/4 (6.4) / 1/2 (12.7)
	Pipework								
Pipework	Maximum Length	m	20	20	20	20	30	30	30
	Maximum Vertical Rise	m	12	12	12	12	20	20	20
	Precharged to	m	10	10	10	10	10	10	10
	Additional Charge	g/m	20	20	20	20	20	20	20
	Holding Charge	kg	0.45	0.45	0.55	0.75	0.90	1.15	1.15
Sound Pressure (Cooling)	20-42 High / 50-71 Nominal	dBA	46	46	48	48	47	49	52
Sound Pressure (Heating)	20-42 High / 50-71 Nominal	dBA	47	47	48	48	49	49	52
Sound Power (Cooling)		dBA	60	60	61	61	61	63	66
Operating Range (Cooling)	Min / Max	°CDB	-10 / 48	-10 / 48	-10 / 48	-10 / 48	-10 / 48	-10 / 48	-10 / 48
Operating Range (Heating)	Min / Max	°CWB	-15 / 18	-15 / 18	-15 / 18	-15 / 18	-15 / 18	-15 / 18	-15 / 18
Air Flow Rate (Cooling)	20-42 High / 50-71 Nominal	m ³ /sec	0.460	0.483	0.483	0.475	0.720	0.797	0.797

Trade Fan Coil Price	£125.00	£134.00	£156.00	£187.00	£229.00	£269.00	£342.00
Trade Condensing Unit Price	£375.00	£401.00	£465.00	£528.00	£583.00	£687.00	£873.00
Total System Price	£500.00	£535.00	£621.00	£715.00	£812.00	£956.00	£1,215.00

Notes & Features:

- All fan coils are supplied with infrared remote controller ARC470A1
- Whisper-quiet in operation down to 20 dBA
- The unit's compact dimensions make it ideal for renovation projects, especially for above door installation
- Space-saving contemporary wall-mounted design

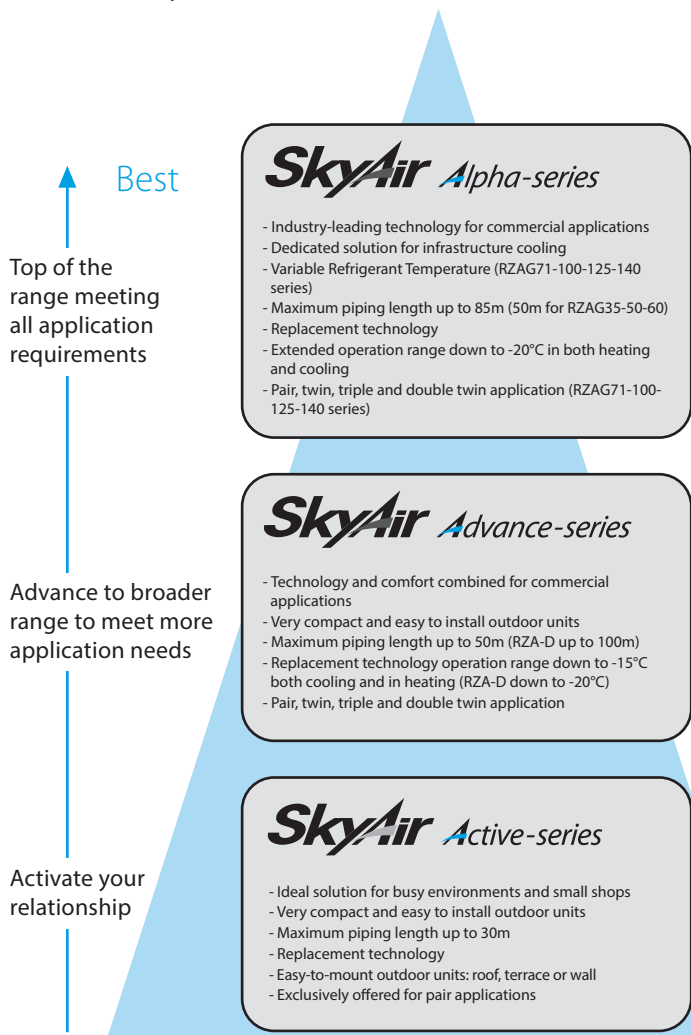
WHOLESALE

EXCLUSIVE

SkyAir A-series

Specifications to suit your individual needs

- Price
- Performance
- Efficiency




The Sky Air A-Series is a reflection of the connection between the outdoor unit and the customer.

The Active Series activates the relationship. The outdoor unit is rapidly effective and efficient, offering excellent value for money. **(Price)**

The Advance Series helps meet a set of broader application needs by offering more features and benefits. **(Performance)**

The Alpha Series is for those wanting to get ahead and take full advantage of all the technical benefits in order to meet all application requirements. **(Efficiency)**



7

reasons why Sky Air is unique in the market

1 The full Sky Air R-32 range delivers future-proofed, best-in-class climate control

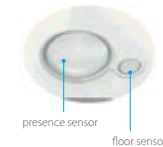
2 High energy efficiency

- > **Top seasonal efficiency**
 - > SEER up to 8.02 and A++ label in cooling and heating
 - > Variable Refrigerant Temperature that automatically adapts the refrigerant temperature to the load
- > Round flow and concealed ceiling units with **auto cleaning filter**




3 Best comfort

- > **Variable Refrigerant Temperature** preventing cold draughts
- > **Low sound** indoor and outdoor units
- > **Presence and floor sensors** direct the air flow away from occupants, while ensuring an even temperature distribution
- > Operation down to **-20°C in heating and cooling**
- > Fresh air intake integrated in indoor unit



4 Top reliability

- > For **infrastructure cooling**
 - > unique boosted capacity indoor unit systems
 - > duty rotation control
- > **Refrigerant cooled PCB**
- > New refrigerant passes keeping heat exchanger and drain holes completely open at all times
- > **Extensive testing** before new units leave the factory
- > **Wide support network** and after-sales service
- > All spare parts available in Europe



bottom plate refrigerant pass

5 Market leading controls

- > **Remote connectivity**
 - > **Intuitive app** control
 - > **Daikin Cloud Service** offering online control, energy monitoring and comparison of multiple sites
- > **User-friendly wired remote controller with premium design**
 - > Intuitive touch button control
 - > Three colour versions
 - > Advanced settings can be easily operated via your smartphone
- > **Dedicated control solutions**
 - > for retail applications
 - > for infrastructure cooling




intelligent Controller

Madoka

6 Superior aesthetics

- > **Fully flat cassette** design unit that fits flush into the ceiling
- > **Auto-cleaning** units ensure dirt-free ceilings with high-efficiency filters for regular and dust prone areas
- > Widest ever range of cassette panels
- > Available in **white and black**
- > Sleek **designer panel** range



7 Unique installation benefits

- > **Four-way blow ceiling suspended cassette (FUA)** for rooms without false ceilings.
- > Plug & Play Daikin air handling unit with ERQ condensing units
- > Total solution for cooling, heating, air curtains and ventilation
- > Dedicated asymmetric combinations for infrastructure cooling
- > Reliably replace Daikin and non-Daikin systems without the need for pipe cleaning thanks to the new hepta filtration
- > Use up to four indoor units linked to one outdoor unit for long or irregularly shaped rooms



Full indoor line up

(over 45 different models)

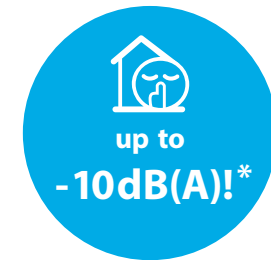


	Wall Mounted	Ceiling Suspended	Under Ceiling Cassette	Fully Flat	Roundflow Cassette	High COP Cassette	Slim Duct	Ducted	High Static Duct	Floor Standing
Alpha	✓ (RZAG-N only)	✓	✓ (RZAG-N only)	✓	✓	✓ (RZAG-N only)	✓	✓	✓ (RZAG-N only)	✓ (RZAG-N only)
Advance	✓	✓	✓	✓	✓		✓	✓	✓	✓
Active	✓				✓			✓		

Daikin Sound Enclosure

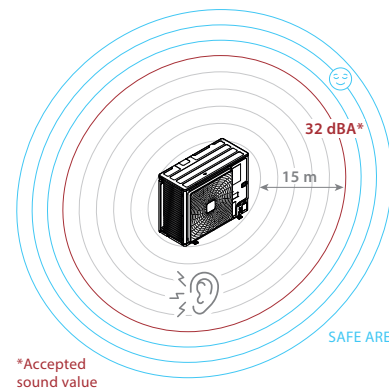
for Sky Air Alpha-series, Sky Air Advance-series and VRV 5 S-series

EKLN140A

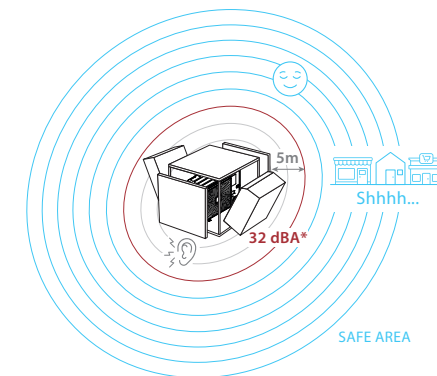


- ✓ **Dedicated Daikin option for Sky Air Alpha-series RZAG71-140N, Sky Air Advance-series RZA200-250D and VRV 5 S-series**
- ✓ **Fully optimised and tested in Daikin Factory**
 - › Guaranteed and published performances (sound, capacity, efficiency)
- ✓ **Outdoor unit sound reduction up to -10 dB(A) on Sound Power values**
 - › Enabling to meet local sound requirements
 - › Increased flexibility to apply to Sky Air Alpha-series RZAG71-140N, Sky Air Advance-series RZA200- 250D and VRV 5 S-series
 - › Reduces sound on the entire sound spectrum/ spectra
- ✓ **Very low capacity and pressure drop**
 - › Separated air intake and discharge to prevent short circuit
 - › No additional calculations needed thanks to officially tested data
- ✓ **Easy to integrate**
 - › Anthracite (RAL 7016), high aesthetic finishing
 - › Mechanically designed to perfectly suit the Sky Air Alpha-series RZAG71-140N, Sky Air Advance-series RZA200-250D and VRV 5 S-series casing
 - › Self-supporting – can be installed on any flat surface
- ✓ **Fast and easy installation and servicing**
 - › 100% weather resistant
 - › Easy opening to reach unit

Without sound-insulating housing



With sound-insulating housing



*Accepted sound value

* based on RZAG-N series



Sound Enclosure		EKLN140A	
Dimensions	Height	1100	mm
	Width	1400	mm
	Depth	1500	mm
Net Weight		152	kg
Colour		Anthracite Grey - RAL7016	
Trade Price		£2,381.00	

Accessory Ref	Description	Trade Price
EKLN140-DP	Drain pan	£230.00
EKLN140-DPHT	Drain pan heater tape	£202.00

Outdoor Units		Single Phase				3 Phase					
		RZAG71NV1	RZAG100NV1	RZAG125NV1	RZAG140NV1	RZAG71NY1	RZAG100NY1	RZAG125NY1	RZAG140NY1	RZA200D	RZA250D
Sound Power Reduction @nominal conditions dB(A)	Cooling	-9	-8	-10	-9	-9	-8	-10	-9	-7	-6
	Heating	-7	-8	-10	-9	-7	-8	-10	-9	-5	-5

FAA-B / RZAG-N

Wall Mounted – Alpha



RZAG71-140N

Madoka
BRC1H52W



onecta

WI-FI ADAPTOR

AVAILABLE AS
AN OPTION

Accessories:

Accessory Ref	Description	Trade Price
BRP069C81	Wi-Fi adapter for use with Daikin ONECTA App	£95.00
BRC1H52W	Wired touch screen remote controller - White (Included as standard)	£105.00
BRC1H52S	Wired touch screen remote controller - Silver	£110.00
BRC1H52K	Wired touch screen remote controller - Black	£114.00
BRC7EA631	Wireless remote controller for class 71	£157.00
BRC7EA632	Wireless remote controller for class 100	£157.00
K.CGM	Condensing unit guard (1150 x 1150 x 650)	£388.00
K.CWBXL	Wall bracket (250kg, 660mm support arm)	£88.00
K.DT2	Condensate drip tray for use with K.CWBXL	£75.00
K.RSS	Wireless room mounted temperature sensor and receiver	£116.00
KLIC-DI	KNX Interface for Sky Air and VRV systems	£243.00
KRCS01-4	Remote room mounted temperature sensor	£51.00
KRP4A53 and UK.FB2	Unit/group adaptor PCB for remote on/off, status indication and temperature setting	£117.00
RS-SE	Service and configuration tool for K.RSS	£120.00
RTD-10 and UK.FB2	Enhanced function PCB for Sky Air and VRV. Duty rotation, Lead Lag control and heating interlock	£305.00
RTD-20 and UK.FB2	Energy control PCB for Sky Air and VRV	£327.00
RTD-NET and UK.FB2	Modbus interface PCB for Sky Air and VRV	£245.00

Indoor Units			Single Phase		3 Phase	
			FAA71B	FAA100B	FAA71B	FAA100B
Capacity	UK Total Cooling	kW	7.76	10.85	7.76	10.85
	UK Sensible Cooling	kW	5.32	7.44	5.32	7.44
	Nominal Cooling	kW	6.8	9.5	6.8	9.5
	Nominal Heating	kW	7.5	10.8	7.5	10.8
Seasonal Efficiency (EN14825) COOLING	Energy Label		A++	A++	A++	A++
	Pdesign	kW	6.8	9.5	6.8	9.5
	SEER		6.58	6.42	6.58	6.42
	Annual Energy Consumption	kWh	362	518	362	518
Seasonal Efficiency (EN14825) HEATING	Energy Label		A+	A+	A+	A+
	Pdesign	kW	4.7	7.8	4.7	7.8
	SCOP		4.2	4.01	4.2	4.01
	Annual Energy Consumption	kWh	1567	2723	1567	2723
Air Flow Rate (Cooling)	High / Med / Low	m³/sec	0.270 / 0.223 / 0.202	0.383 / 0.352 / 0.312	0.270 / 0.223 / 0.202	0.383 / 0.352 / 0.312
Dimensions	Height	mm	290	340	290	340
	Width	mm	1050	1200	1050	1200
	Depth	mm	269	262	269	262
Weight		kg	14	18	14	18
Sound Pressure (Cooling)	High / Med / Low	dB(A)	45 / 42 / 40	49 / 45 / 41	45 / 42 / 40	49 / 45 / 41
Sound Pressure (Heating)	High / Med / Low	dB(A)	45 / 42 / 40	49 / 45 / 41	45 / 42 / 40	49 / 45 / 41
Sound Power (Cooling)		dB(A)	61	65	61	65

Outdoor Units			RZAG71NV1	RZAG100NV1	RZAG71NY1	RZAG100NY1
Dimensions	Height x Width x Depth	mm	870 x 1100 x 460	870 x 1100 x 460	870 x 1100 x 460	870 x 1100 x 460
Weight		kg	81	85	81	85
Electrical Details	Power Supply		1ph	1ph	3ph	3ph
	Maximum Input Current (MCA)	A	17.5	21.3	10.9	14.0
	Max Fuse Size	A	20	32	16	16
Interconnection Wiring	Core / Cable Size		3+E / 1.5	3+E / 1.5	3+E / 1.5	3+E / 1.5
Piping Connections	Liquid / Gas	inches (mm)	3/8 (9.5) / 5/8 (15.9)	3/8 (9.5) / 5/8 (15.9)	3/8 (9.5) / 5/8 (15.9)	3/8 (9.5) / 5/8 (15.9)
Pipework	Maximum Length	m	55	85	55	85
	Maximum Vertical Rise	m	30	30	30	30
	Precharged to	m	40	40	40	40
	Additional charge	g/m	35	35	35	35
	Holding charge	kg	3.2	3.2	3.2	3.2
Sound Pressure (Cooling)	Nom / Night Quiet	dB(A)	46 / 44	47 / 45	46 / 44	47 / 45
Sound Pressure (Heating)	Nom / Night Quiet	dB(A)	48 / 44	50 / 45	48 / 44	50 / 45
Sound Power (Cooling)		dB(A)	64	66	64	66
Operating Range (Cooling)	Min / Max	°CDB	-20 / 52	-20 / 52	-20 / 52	-20 / 52
Operating Range (Heating)	Min / Max	°CWB	-20 / 18	-20 / 18	-20 / 18	-20 / 18
Air Flow Rate (Cooling)	Nominal	m³/sec	1.133	1.117	1.133	1.117

Indoor Unit Trade Price (Includes: BRC1H52W)	£981.00	£1,059.00	£981.00	£1,059.00
Condensing Unit Trade Price	£1,551.00	£1,969.00	£1,599.00	£2,060.00
Total System Price	£2,532.00	£3,028.00	£2,580.00	£3,119.00

For Comms Rooms & Duty Rotation see page 72 - 73

Notes & Features:

- > 3 fan speeds
- > Automatic airflow volume control based on difference between set and room temperature
- > Dry programme: reduces humidity in the room
- > Comms, computer and server room cooling with EDP settings (Alpha only)



FAA-B / RZASG-M

Wall Mounted – Advance



Indoor Units			Single Phase		3 Phase
			FAA71B	FAA100B	FAA100B
Capacity	UK Total Cooling	kW	7.28	10.8	10.8
	UK Sensible Cooling	kW	4.99	7.44	7.44
	Nominal Cooling	kW	6.8	9.5	9.5
	Nominal Heating	kW	7.5	10.8	10.8
Seasonal Efficiency (EN14825) COOLING	Energy Label		A++	A+	A+
	Pdesign	kW	6.8	9.5	9.5
	SEER		6.41	5.83	5.83
	Annual Energy Consumption	kWh	371	570	570
Seasonal Efficiency (EN14825) HEATING	Energy Label		A	A	A
	Pdesign	kW	4.5	6.0	6.0
	SCOP		3.9	3.85	3.85
	Annual Energy Consumption	kWh	1615	2182	2182
Air Flow Rate (Cooling)	High / Med / Low	m ³ /sec	0.270 / 0.223 / 0.202	0.383 / 0.352 / 0.312	0.383 / 0.352 / 0.312
Dimensions	Height	mm	290	340	340
	Width	mm	1050	1200	1200
	Depth	mm	269	262	262
Weight		kg	14	18	18
Sound Pressure (Cooling)	High / Med / Low	dBA	45 / 42 / 40	49 / 45 / 41	49 / 45 / 41
Sound Pressure (Heating)	High / Med / Low	dBA	45 / 42 / 40	49 / 45 / 41	49 / 45 / 41
Sound Power (Cooling)		dBA	61	65	65

Outdoor Units			RZASG71MV1	RZASG100MV1	RZASG100MY1
Dimensions	Height x Width x Depth	mm	770 x 900 x 320	990 x 940 x 320	990 x 940 x 320
Weight		kg	60	70	70
Electrical Details	Power Supply		1ph	1ph	3ph
	Maximum Input Current (MCA)	A	17.4	18.6	15.2
	Max Fuse Size	A	20	25	16
Interconnection Wiring	Core / Cable Size		3+E / 1.5	3+E / 1.5	3+E / 1.5
Piping Connections	Liquid / Gas	inches (mm)	3/8 (9.5) / 5/8 (15.9)	3/8 (9.5) / 5/8 (15.9)	3/8 (9.5) / 5/8 (15.9)
Pipework	Maximum Length	m	50	50	50
	Maximum Vertical Rise	m	30	30	30
	Precharged to	m	30	30	30
	Additional charge	g/m	35	35	35
	Holding charge	kg	2.45	2.60	2.60
Sound Pressure (Cooling)	Nom / Night Quiet	dBA	46 / 42	53 / 44	53 / 44
Sound Pressure (Heating)	Nom / Night Quiet	dBA	47 / 42	57 / 44	57 / 44
Sound Power (Cooling)		dBA	65	70	70
Operating Range (Cooling)	Min / Max	°CDB	-15 / 46	-15 / 46	-15 / 46
Operating Range (Heating)	Min / Max	°CWB	-15 / 15.5	-15 / 15.5	-15 / 15.5
Air Flow Rate (Cooling)	Nominal	m ³ /sec	0.933	1.150	1.150

Indoor Unit Trade Price (Includes: BRC1H52W)	£981.00	£1,059.00	£1,059.00
Condensing Unit Trade Price	£1,069.00	£1,478.00	£1,524.00
Total System Price	£2,050.00	£2,537.00	£2,583.00



RZASG71M

RZASG100M

Madoka BRC1H52W

WI-FI CONTROL VIA APP

onecta

WI-FI ADAPTOR
AVAILABLE AS AN OPTION

FAA-B / AZAS-M/R

Wall Mounted – Active



Accessories:

Accessory Ref	Description	Trade Price
BRP069C81	Wi-Fi adapter for use with Daikin ONECTA App	£95.00
BRC1H52W	Wired touch screen remote controller - White (Included as standard)	£105.00
BRC1H52S	Wired touch screen remote controller - Silver	£110.00
BRC1H52K	Wired touch screen remote controller - Black	£114.00
BRC7EA631	Wireless remote controller for class 71	£157.00
BRC7EA632	Wireless remote controller for class 100	£157.00
K.CGL	Condensing unit guard (1450 x 1150 x 650)	£463.00
K.CGM	Condensing unit guard (1150 x 1150 x 650)	£388.00
K.CWB140-2	Wall bracket (140kg, 540mm support arm)	£58.00
K.CWB90-2	Wall bracket (90kg, 500mm support arm)	£44.00
K.DT1	Condensate drip tray for use with K.CWB90-2	£68.00
K.DT2	Condensate drip tray for use with K.CWB140-2	£75.00
K.RSS	Wireless room mounted temperature sensor and receiver	£116.00
KLIC-DI	KNX Interface for Sky Air and VRV systems	£243.00
KRCS01-4	Remote room mounted temperature sensor	£51.00
KRP4A53 and UK.FB2	Unit/group adaptor PCB for remote on/off, status indication and temperature setting	£117.00
RS-SE	Service and configuration tool for K.RSS	£120.00
RTD-10 and UK.FB2	Enhanced function PCB for Sky Air and VRV. Duty rotation, Lead Lag control and heating interlock	£305.00
RTD-20 and UK.FB2	Energy control PCB for Sky Air and VRV	£327.00
RTD-NET and UK.FB2	Modbus interface PCB for Sky Air and VRV	£245.00

Indoor Units			Single Phase		3 Phase
			FAA71B	FAA100B	FAA100B
Capacity	UK Total Cooling	kW	6.65	10.80	10.80
	UK Sensible Cooling	kW	4.15	7.44	7.44
	Nominal Cooling	kW	6.8	9.5	9.5
	Nominal Heating	kW	7.5	10.8	10.8
Seasonal Efficiency (EN14825) COOLING	Energy Label		A+	A	A
	Pdesign	kW	6.8	9.5	9.5
	SEER		5.77	5.25	5.25
	Annual Energy Consumption	kWh	412	633	633
Seasonal Efficiency (EN14825) HEATING	Energy Label		A	A	A
	Pdesign	kW	4.5	6.0	6.0
	SCOP		3.81	3.81	3.81
	Annual Energy Consumption	kWh	1652	2205	2205
Air Flow Rate (Cooling)	High / Med / Low	m³/sec	0.270 / 0.223 / 0.202	0.383 / 0.352 / 0.312	0.383 / 0.352 / 0.312
Dimensions	Height	mm	290	340	340
	Width	mm	1050	1200	1200
	Depth	mm	269	262	262
Weight		kg	14	18	18
Sound Pressure (Cooling)	High / Med / Low	dBA	45 / 42 / 40	49 / 45 / 41	49 / 45 / 41
Sound Pressure (Heating)	High / Med / Low	dBA	45 / 42 / 40	49 / 45 / 41	49 / 45 / 41
Sound Power (Cooling)		dBA	61	65	65

Outdoor Units			ARXM71R	AZAS100MV1	AZAS100MY1
Dimensions	Height x Width x Depth	mm	734 x 954 x 401	990 x 940 x 320	990 x 940 x 320
Weight		kg	49	70	70
Electrical Details	Power Supply		1ph	1ph	3ph
	Maximum Input Current (MCA)	A	14.93	21.2	13.9
	Max Fuse Size	A	16	25	16
Interconnection Wiring	Core / Cable Size		3+E / 1.5	3+E / 1.5	3+E / 1.5
Piping Connections	Liquid / Gas	inches (mm)	3/8 (9.5) / 5/8 (15.9)	3/8 (9.5) / 5/8 (15.9)	3/8 (9.5) / 5/8 (15.9)
Pipework	Maximum Length	m	30	30	30
	Maximum Vertical Rise	m	20	30	30
	Precharged to	m	10	30	30
	Additional charge	g/m	0.35	N/A	N/A
	Holding charge	kg	1.15	2.60	2.60
Sound Pressure (Cooling)	Nom / Night Quiet	dBA	52	53 / 44	53 / 44
Sound Pressure (Heating)	Nom / Night Quiet	dBA	52	57 / 44	57 / 44
Sound Power (Cooling)		dBA	65	70	70
Operating Range (Cooling)	Min / Max	°CDB	-10/46	-5 / 46	-5 / 46
Operating Range (Heating)	Min / Max	°CWB	-15/18	-15 / 15.5	-15 / 15.5
Air Flow Rate (Cooling)	Nominal	m³/sec	0.776	1.150	1.150

Indoor Unit Trade Price (Includes: BRC1H52W)	£981.00	£1,059.00	£1,059.00
Condensing Unit Trade Price	£930.00	£1,144.00	£1,207.00
Total System Price	£1,911.00	£2,203.00	£2,266.00



ARXM71R

AZAS100M

Madoka BRC1H52W

WI-FI CONTROL VIA APP

DAIKIN

onecta

WI-FI ADAPTOR

AVAILABLE AS AN OPTION



FHA-A / RZAG-N

Ceiling Suspended – Alpha



Accessories:

Accessory Ref	Description	Trade Price
BRP069C81	Wi-Fi adapter for use with Daikin ONECTA App	£95.00
BRC1H52W	Wired touch screen remote controller - White (Included as standard)	£105.00
BRC1H52S	Wired touch screen remote controller - Silver	£110.00
BRC1H52K	Wired touch screen remote controller - Black	£114.00
BRC7GA53-9	Wireless remote controller	£200.00
EKRORO4	Remote on/off control interface kit	£35.00
K.CGM	Condensing unit guard (1150 x 1150 x 650)	£388.00
K.CWBXL	Wall bracket (250kg, 660mm support arm)	£88.00
K.DT2	Condensate drip tray for use with K.CWBXL	£75.00
K.RSS	Wireless room mounted temperature sensor and receiver	£116.00
KDDQ50A140	Fresh air intake kit for up to 20% fresh air	£208.00
KLIC-DI	KNX Interface for Sky Air and VRV systems	£243.00
KRCS01-4	Remote room mounted temperature sensor	£51.00
KRP4A53 and UK.FB2	Unit/group adaptor PCB for remote on/off, status indication and temperature setting	£117.00
RS-SE	Service and configuration tool for K.RSS	£120.00
RTD-10 and UK.FB2	Enhanced function PCB for Sky Air and VRV. Duty rotation, Lead Lag control and heating interlock	£305.00
RTD-20 and UK.FB2	Energy control PCB for Sky Air and VRV	£327.00
RTD-NET and UK.FB2	Modbus interface PCB for Sky Air and VRV	£245.00
KAFP501A80	Long life filter for 71 class	£151.00
KAFP501A160	Long life filter for 100, 125 & 140 class	£193.00

Indoor Units			Single Phase				3 Phase			
			FHA71A9	FHA100A	FHA125A	FHA140A	FHA71A9	FHA100A	FHA125A	FHA140A
Capacity	UK Total Cooling	kW	7.76	10.85	13.6	14.93	7.76	10.85	13.6	14.93
	UK Sensible Cooling	kW	5.32	7.44	9.3	10.25	5.32	7.44	9.3	10.25
	Nominal Cooling	kW	6.8	9.5	12.1	13.4	6.8	9.5	12.1	13.4
	Nominal Heating	kW	7.5	10.8	13.5	15.5	7.5	10.8	13.5	15.5
Seasonal Efficiency (EN14825) COOLING	Energy Label		A++	A++	-	-	A++	A++	-	-
	Pdesign	kW	6.8	9.5	12.1	13.4	6.8	9.5	12.1	13.4
	SEER		7.11	6.42	7.14	6.42	7.11	6.42	7.14	6.42
	ηs,c	%	-	-	283	254	-	-	283	254
Seasonal Efficiency (EN14825) HEATING	Annual Energy Consumption	kWh	335	518	1017	1253	335	518	1017	1253
	Energy Label		A+	A++	-	-	A+	A++	-	-
	Pdesign	kW	4.7	7.8	9.52	9.52	4.7	7.8	9.52	9.52
	SCOP		4.32	4.61	4.2	4.3	4.32	4.61	4.2	4.3
Air Flow Rate (Cooling)	ηs,h	%	-	-	165	169	-	-	165	169
	Annual Energy Consumption	kWh	1523	2369	3174	3100	1523	2369	3174	3100
	High / Med / Low	m³/sec	0.341 / 0.283 / 0.233	0.467 / 0.400 / 0.333	0.517 / 0.450 / 0.383	0.567 / 0.483 / 0.400	0.341 / 0.283 / 0.233	0.467 / 0.400 / 0.333	0.517 / 0.450 / 0.383	0.567 / 0.483 / 0.400
	Height	mm	235	235	235	235	235	235	235	235
Dimensions	Width	mm	1270	1590	1590	1590	1270	1590	1590	1590
	Depth	mm	690	690	690	690	690	690	690	690
Weight		kg	32	38	38	38	32	38	38	38
Sound Pressure (Cooling)	High / Med / Low	dBA	38 / 36 / 34	42 / 38 / 34	44 / 41 / 37	46 / 42 / 38	38 / 36 / 34	42 / 38 / 34	44 / 41 / 37	46 / 42 / 38
Sound Pressure (Heating)	High / Med / Low	dBA	38 / 36 / 34	42 / 38 / 34	44 / 41 / 37	46 / 42 / 38	38 / 36 / 34	42 / 38 / 34	44 / 41 / 37	46 / 42 / 38
Sound Power (Cooling)		dBA	55	60	62	64	55	60	62	64

Outdoor Units			RZAG71NV1	RZAG100NV1	RZAG125NV1	RZAG140NV1	RZAG71NY1	RZAG100NY1	RZAG125NY1	RZAG140NY1
Dimensions	Height x Width x Depth	mm	870 x 1100 x 460	870 x 1100 x 460	870 x 1100 x 460	870 x 1100 x 460	870 x 1100 x 460	870 x 1100 x 460	870 x 1100 x 460	870 x 1100 x 460
Weight		kg	81	85	94	94	81	85	94	94
Electrical Details	Power Supply		1ph	1ph	1ph	1ph	3ph	3ph	3ph	3ph
	Maximum Input Current (MCA)	A	17.8	22.2	27.6	27.9	11.2	14.9	15.1	15.4
	Max Fuse Size	A	20	32	32	32	16	16	16	16
Interconnection Wiring	Core / Cable Size		3+E / 1.5	3+E / 1.5	3+E / 1.5	3+E / 1.5	3+E / 1.5	3+E / 1.5	3+E / 1.5	3+E / 1.5
Piping Connections	Liquid / Gas	inches (mm)	3/8 (9.5) / 5/8 (15.9)	3/8 (9.5) / 5/8 (15.9)	3/8 (9.5) / 5/8 (15.9)	3/8 (9.5) / 5/8 (15.9)	3/8 (9.5) / 5/8 (15.9)	3/8 (9.5) / 5/8 (15.9)	3/8 (9.5) / 5/8 (15.9)	3/8 (9.5) / 5/8 (15.9)
Pipework	Maximum Length	m	55	85	85	85	55	85	85	85
	Maximum Vertical Rise	m	30	30	30	30	30	30	30	30
	Precharged to	m	40	40	40	40	40	40	40	40
	Additional charge	g/m	35	35	35	35	35	35	35	35
Sound Pressure (Cooling)	Holding charge	kg	3.2	3.2	3.7	3.7	3.2	3.2	3.7	3.7
	Nom / Night Quiet	dBA	46 / 44	47 / 45	49 / 47	50 / 48	46 / 44	47 / 45	49 / 47	50 / 48
Sound Pressure (Heating)	Nom / Night Quiet	dBA	48 / 44	50 / 45	52 / 47	52 / 48	48 / 44	50 / 45	52 / 47	52 / 48
Sound Power (Cooling)		dBA	64	66	69	70	64	66	69	70
Operating Range (Cooling)	Min / Max	°CDB	-20 / 52	-20 / 52	-20 / 52	-20 / 52	-20 / 52	-20 / 52	-20 / 52	-20 / 52
Operating Range (Heating)	Min / Max	°CWB	-20 / 18	-20 / 18	-20 / 18	-20 / 18	-20 / 18	-20 / 18	-20 / 18	-20 / 18
Air Flow Rate (Cooling)	Nominal	m³/sec	1.133	1.117	1.333	1.450	1.133	1.117	1.333	1.450
Meets ETL criteria			●	●	●	●	●	●	●	●
Indoor Unit Trade Price (Includes: BRC1H52W)			£1,212.00	£1,287.00	£1,606.00	£1,905.00	£1,212.00	£1,287.00	£1,606.00	£1,905.00
Condensing Trade Unit Price			£1,551.00	£1,969.00	£2,168.00	£2,474.00	£1,599.00	£2,060.00	£2,268.00	£2,606.00
Total System Price			£2,763.00	£3,256.00	£3,774.00	£4,379.00	£2,811.00	£3,347.00	£3,874.00	£4,511.00



RZAG71-140N



WI-FI ADAPTOR AVAILABLE AS AN OPTION

FHA-A / RZASG-M

Ceiling Suspended – Advance



Indoor Units			Single Phase				3 Phase		
			FHA71A9	FHA100A	FHA125A	FHA140A	FHA100A	FHA125A	FHA140A
Capacity	UK Total Cooling	kW	7.28	10.80	13.6	14.9	10.80	13.6	14.9
	UK Sensible Cooling	kW	4.99	7.44	9.30	10.25	7.44	9.30	10.25
	Nominal Cooling	kW	6.8	9.5	12.1	13.4	9.5	12.1	13.4
	Nominal Heating	kW	7.5	10.8	13.5	15.5	10.8	13.5	15.5
Seasonal Efficiency (EN14825) COOLING	Energy Label		A+	A+	-	-	A+	-	-
	Pdesign	kW	6.8	9.5	12.1	13.4	9.5	12.1	13.4
	SEER		5.95	5.83	5.83	5.88	5.83	5.83	5.88
	ηs,c	%	-	-	230	232	-	230	232
	Annual Energy Consumption	kWh	400	570	1246	1368	570	1246	1368
Seasonal Efficiency (EN14825) HEATING	Energy Label		A	A	-	-	A	-	-
	Pdesign	kW	4.5	6.0	6.0	7.8	6.0	6.0	7.8
	SCOP		3.90	3.91	3.83	3.81	3.91	3.83	3.81
	ηs,h	%	-	-	150	149	-	150	149
	Annual Energy Consumption	kWh	1616	2148	2193	2866	2148	2193	2866
Air Flow Rate (Cooling)	High / Med / Low	m³/sec	0.341 / 0.283 / 0.233	0.467 / 0.400 / 0.333	0.517 / 0.450 / 0.383	0.567 / 0.483 / 0.400	0.467 / 0.400 / 0.333	0.517 / 0.450 / 0.383	0.567 / 0.483 / 0.400
Dimensions	Height	mm	235	235	235	235	235	235	235
	Width	mm	1270	1590	1590	1590	1590	1590	1590
	Depth	mm	690	690	690	690	690	690	690
Weight		kg	32	38	38	38	38	38	38
Sound Pressure (Cooling)	High / Med / Low	dBA	38 / 36 / 34	42 / 38 / 34	44 / 41 / 37	46 / 42 / 38	42 / 38 / 34	44 / 41 / 37	46 / 42 / 38
Sound Pressure (Heating)	High / Med / Low	dBA	38 / 36 / 34	42 / 38 / 34	44 / 41 / 37	46 / 42 / 38	42 / 38 / 34	44 / 41 / 37	46 / 42 / 38
Sound Power (Cooling)		dBA	55	60	62	64	60	62	64

Outdoor Units			RZASG71MV1	RZASG100MV1	RZASG125MV1	RZASG140MV1	RZASG100MY1	RZASG125MY1	RZASG140MY1
Dimensions	Height x Width x Depth	mm	770 x 900 x 320	990 x 940 x 320	990 x 940 x 320	990 x 940 x 320	990 x 940 x 320	990 x 940 x 320	990 x 940 x 320
Weight		kg	60	70	70	78	70	70	77
Electrical Details	Power Supply		1ph	1ph	1ph	1ph	3ph	3ph	3ph
	Maximum Input Current (MCA)	A	17.8	22.2	28.3	27.9	14.9	15.1	15.4
	Max Fuse Size	A	20	25	32	32	16	16	16
Interconnection Wiring	Core / Cable Size		3+E / 1.5	3+E / 1.5	3+E / 1.5	3+E / 1.5	3+E / 1.5	3+E / 1.5	3+E / 1.5
Piping Connections	Liquid / Gas	inches (mm)	3/8 (9.5) / 5/8 (15.9)	3/8 (9.5) / 5/8 (15.9)	3/8 (9.5) / 5/8 (15.9)	3/8 (9.5) / 5/8 (15.9)	3/8 (9.5) / 5/8 (15.9)	3/8 (9.5) / 5/8 (15.9)	3/8 (9.5) / 5/8 (15.9)
Pipework	Maximum Length	m	50	50	50	50	50	50	50
	Maximum Vertical Rise	m	30	30	30	30	30	30	30
	Precharged to	m	30	30	30	30	30	30	30
	Additional charge	g/m	35	35	35	35	35	35	35
	Holding charge	kg	2.45	2.60	2.60	2.90	2.60	2.60	2.90
Sound Pressure (Cooling)	Nom / Night Quiet	dBA	46 / 42	53 / 44	53 / 44	54 / 44	53 / 44	53 / 44	54 / 44
Sound Pressure (Heating)	Nom / Night Quiet	dBA	47 / 42	57 / 44	57 / 44	57 / 44	57 / 44	57 / 44	57 / 44
Sound Power (Cooling)		dBA	65	70	71	73	70	71	73
Operating Range (Cooling)	Min / Max	°CDB	-15 / 46	-15 / 46	-15 / 46	-15 / 46	-15 / 46	-15 / 46	-15 / 46
Operating Range (Heating)	Min / Max	°CWB	-15 / 15.5	-15 / 15.5	-15 / 15.5	-15 / 15.5	-15 / 15.5	-15 / 15.5	-15 / 15.5
Air Flow Rate (Cooling)	Nominal	m³/sec	0.933	1.150	1.183	1.267	1.150	1.183	1.267

Indoor Unit Trade Price (Includes: BRC1H52W)	£1,212.00	£1,287.00	£1,606.00	£1,905.00	£1,287.00	£1,606.00	£1,905.00
Condensing Unit Trade Price	£1,069.00	£1,478.00	£1,620.00	£1,803.00	£1,524.00	£1,670.00	£1,859.00
Total System Price	£2,281.00	£2,765.00	£3,226.00	£3,708.00	£2,811.00	£3,276.00	£3,764.00

Notes & Features:

- › Suitable for ceiling heights of up to 3.8m without loss of capacity
- › Vertical auto swing function
- › Comms, computer and server room cooling with EDP settings (Alpha only)

Madoka BRC1H52W

DAIKIN onecta

WI-FI CONTROL VIA APP

WI-FI ADAPTOR AVAILABLE AS AN OPTION

FHA-A9 / RXM-R

Ceiling Suspended – Standard Inverter



Accessories:

Accessory Ref	Description	Trade Price
BRP069C81	Wi-Fi adapter for use with Daikin ONECTA App	£95.00
BRC1H52W	Wired touch screen remote controller - White (Included as standard)	£105.00
BRC1H52S	Wired touch screen remote controller - Silver	£110.00
BRC1H52K	Wired touch screen remote controller - Black	£114.00
BRC7GA53-9	Wireless remote controller	£200.00
EKRORO4	Remote on/off control interface kit	£35.00
K.CGM	Condensing unit guard (1150 x 1150 x 650)	£388.00
K.CGS	Condensing unit guard (750 x 1050 x 460)	£280.00
K.CWB90-2	Wall bracket (90kg, 500mm support arm)	£44.00
K.DT1	Condensate drip tray for use with K.CWB90-2	£68.00
K.RSS	Wireless room mounted temperature sensor and receiver	£116.00
KDDQ50A140	Fresh air intake kit for up to 20% fresh air	£208.00
KLIC-DI	KNX Interface for Sky Air and VRV systems	£243.00
KRCS01-4	Remote room mounted temperature sensor	£51.00
KRP4A53 and UK.FB2	Unit/group adaptor PCB for remote on/off, status indication and temperature setting	£117.00
RS-SE	Service and configuration tool for K.RSS	£120.00
RTD-10 and UK.FB2	Enhanced function PCB for Sky Air and VRV. Duty rotation, Lead Lag control and heating interlock	£305.00
RTD-20 and UK.FB2	Energy control PCB for Sky Air and VRV	£327.00
RTD-NET and UK.FB2	Modbus interface PCB for Sky Air and VRV	£245.00
KAFP501A56	Long life filter for 35 class & 50 class	£98.00
KAFP501A80	Long life filter for 60 class	£151.00

Indoor Units			FHA35A9	FHA50A9	FHA60A9
Capacity	UK Total Cooling	kW	3.32	4.89	5.57
	UK Sensible Cooling	kW	2.71	3.48	4.13
	Nominal Cooling	kW	3.4	5.0	5.7
	Nominal Heating	kW	4.0	6.0	7.2
Seasonal Efficiency (EN14825) COOLING	Energy Label		A++	A+	A+
	Pdesign	kW	3.4	5.0	5.7
	SEER		6.24	5.92	6.08
	Annual Energy Consumption	kWh	191	295	328
Seasonal Efficiency (EN14825) HEATING	Energy Label		A+	A	A
	Pdesign	kW	3.10	4.35	4.71
	SCOP		4.43	3.86	3.87
	Annual Energy Consumption	kWh	979	1578	1704
Air Flow Rate (Cooling)	High / Med / Low	m³/sec	0.233 / 0.191 / 0.167	0.250 / 0.200 / 0.167	0.325 / 0.250 / 0.191
Dimensions	Height	mm	235	235	235
	Width	mm	960	960	1270
	Depth	mm	690	690	690
Weight		kg	24	25	31
Sound Pressure (Cooling)	High / Med / Low	dBA	36 / 34 / 31	37 / 35 / 32	37 / 35 / 33
Sound Pressure (Heating)	High / Med / Low	dBA	36 / 34 / 31	37 / 35 / 32	37 / 35 / 33
Sound Power (Cooling)		dBA	53	54	54

Outdoor Units			RXM35R9	RXM50R	RXM60R
Dimensions	Height x Width x Depth	mm	550 x 765 x 285	734 x 870 x 373	734 x 870 x 373
Weight		kg	32	49	49
Electrical Details	Power Supply		1ph	1ph	1ph
	Maximum Input Current (MCA)	A	11.29	14.54	15.09
	Max Fuse Size	A	13	16	16
Interconnection Wiring	Core / Cable Size		3+E / 1.5	3+E / 1.5	3+E / 1.5
Piping Connections	Liquid / Gas	inches (mm)	1/4 (6.4) / 3/8 (9.5)	1/4 (6.4) / 1/2 (12.7)	1/4 (6.4) / 1/2 (12.7)
Pipework	Maximum Length	m	20	30	30
	Maximum Vertical Rise	m	15	20	20
	Precharged to	m	10	10	10
	Additional charge	g/m	20	20	20
	Holding charge	kg	0.76	1.15	1.15
Sound Pressure (Cooling)	Nominal	dBA	49	48	48
Sound Pressure (Heating)	Nominal	dBA	49	49	49
Sound Power (Cooling)		dBA	61	62	63
Operating Range (Cooling)	Min / Max	°CDB	-10 / 46	-10 / 46	-10 / 46
Operating Range (Heating)	Min / Max	°CWB	-15 / 18	-15 / 18	-15 / 18
Air Flow Rate (Cooling)	Nominal	m³/sec	0.600	0.777	0.777

Indoor Unit Trade Price (Includes: BRC1H52W)	£873.00	£946.00	£1,037.00
Condensing Unit Trade Price	£664.00	£833.00	£887.00
Total System Price	£1,537.00	£1,779.00	£1,924.00

Notes & Features:

- › Suitable for ceiling heights of up to 3.8m without loss of capacity
- › Vertical auto swing function



RXM50-60R

Madoka BRC1H52W

DAIKIN onecta

WI-FI ADAPTOR

AVAILABLE AS AN OPTION

FHA-A9 / RZAG-A

Ceiling Suspended – Mini Sky Air



50m
PIPE RUN

Accessories:

Accessory Ref	Description	Trade Price
BRP069C81	Wi-Fi adapter for use with Daikin ONECTA App	£95.00
BRC1H52W	Wired touch screen remote controller - White (Included as standard)	£105.00
BRC1H52S	Wired touch screen remote controller - Silver	£110.00
BRC1H52K	Wired touch screen remote controller - Black	£114.00
BRC7GA53-9	Wireless remote controller	£200.00
EKROR04	Remote on/off control interface kit	£35.00
K.CGM	Condensing unit guard (1150 x 1150 x 650)	£388.00
K.CWB90-2	Wall bracket (90kg, 500mm support arm)	£44.00
K.DT1	Condensate drip tray for use with K.CWB90-2	£68.00
K.RSS	Wireless room mounted temperature sensor and receiver	£116.00
KDDQ50A140	Fresh air intake kit for up to 20% fresh air	£208.00
KLIC-DI	KNX Interface for Sky Air and VRV systems	£243.00
KRCS01-4	Remote room mounted temperature sensor	£51.00
KRP4A53 and UK.FB2	Unit/group adaptor PCB for remote on/off, status indication and temperature setting	£117.00
RS-SE	Service and configuration tool for K.RSS	£120.00
RTD-10 and UK.FB2	Enhanced function PCB for Sky Air and VRV. Duty rotation, Lead Lag control and heating interlock	£305.00
RTD-20 and UK.FB2	Energy control PCB for Sky Air and VRV	£327.00
RTD-NET and UK.FB2	Modbus interface PCB for Sky Air and VRV	£245.00
KAFP501A56	Long life filter for 35 class & 50 class	£98.00
KAFP501A80	Long life filter for 60 class	£151.00

Indoor Units			FHA35A9	FHA50A9	FHA60A9
Capacity	UK Total Cooling	kW	3.42	4.89	5.86
	UK Sensible Cooling	kW	2.77	3.49	4.26
	Nominal Cooling	kW	3.5	5.0	6.0
	Nominal Heating	kW	4.0	5.8	7.0
Seasonal Efficiency (EN14825) COOLING	Energy Label		A++	A++	A++
	Pdesign	kW	3.5	5.0	6.0
	SEER		6.40	6.80	6.60
Seasonal Efficiency (EN14825) HEATING	Energy Label		A+	A+	A+
	Pdesign	kW	3.10	4.00	4.60
	SCOP		4.10	4.30	4.20
Air Flow Rate (Cooling)	High / Med / Low	m ³ /sec	0.233 / 0.191 / 0.167	0.250 / 0.200 / 0.167	0.325 / 0.250 / 0.191
Dimensions	Height	mm	235	235	235
	Width	mm	960	960	1270
	Depth	mm	690	690	690
Weight		kg	24	25	31
Sound Pressure (Cooling)	High / Med / Low	dB(A)	36 / 34 / 31	37 / 35 / 32	37 / 35 / 33
Sound Pressure (Heating)	High / Med / Low	dB(A)	36 / 34 / 31	37 / 35 / 32	37 / 35 / 33
Sound Power (Cooling)		dB(A)	53	54	54

Outdoor Units			RZAG35A	RZAG50A	RZAG60A
Dimensions	Height x Width x Depth	mm	734 x 870 x 373	734 x 870 x 373	734 x 870 x 373
Weight		kg	52	52	52
Electrical Details	Power Supply		1ph	1ph	1ph
	Maximum Input Current (MCA) A		14.83	14.83	16.70
	Max Fuse Size	A	16	16	20
Interconnection Wiring	Core / Cable Size		3+E / 1.5	3+E / 1.5	3+E / 1.5
Piping Connections	Liquid / Gas	inches (mm)	1/4 (6.4) / 3/8 (9.5)	1/4 (6.4) / 1/2 (12.7)	1/4 (6.4) / 1/2 (12.7)
Pipework	Maximum Length	m	50	50	50
	Maximum Vertical Rise	m	30	30	30
	Precharged to	m	30	30	30
	Additional charge	g/m	20	20	20
	Holding charge	kg	1.55	1.55	1.55
Sound Pressure (Cooling)	Nominal	dB(A)	48	49	50
Sound Pressure (Heating)	Nominal	dB(A)	48	49	50
Sound Power (Cooling)		dB(A)	62	63	64
Operating Range (Cooling)	Min / Max	°CDB	-20 / 52	-20 / 52	-20 / 52
Operating Range (Heating)	Min / Max	°CWB	-21 / 18	-21 / 18	-21 / 18
Air Flow Rate (Cooling)	Nominal	m ³ /sec	0.918	0.918	0.918
Meets ETL criteria			●	●	●

Indoor Unit Trade Price (Includes: BRC1H52W)	£873.00	£946.00	£1,037.00
Condensing Unit Trade Price	£982.00	£1,198.00	£1,312.00
Total System Price	£1,855.00	£2,144.00	£2,349.00



RZAG35-60A



WI-FI ADAPTOR
 AVAILABLE AS AN OPTION



FUA-A / RZAG-N

Under Ceiling Cassette – Alpha



Accessories:

Accessory Ref	Description	Trade Price
BRP069C81	Wi-Fi adapter for use with Daikin ONECTA App	£95.00
BRC1H52W	Wired touch screen remote controller - White (Included as standard)	£105.00
BRC1H52S	Wired touch screen remote controller - Silver	£110.00
BRC1H52K	Wired touch screen remote controller - Black	£114.00
BRC7C58	Wireless remote controller	£200.00
EKROR05	Remote on/off control interface kit	£35.00
K.CGM	Condensing unit guard (1150 x 1150 x 650)	£388.00
K.CWBXL	Wall bracket (250kg, 660mm support arm)	£88.00
K.DT2	Condensate drip tray for use with K.CWBXL	£75.00
K.RSS	Wireless room mounted temperature sensor and receiver	£116.00
KLIC-DI	KNX Interface for Sky Air and VRV systems	£243.00
KRCS01-4	Remote room mounted temperature sensor	£51.00
KRP4A53 and UK.FB2	Unit/group adaptor PCB for remote on/off, status indication and temperature setting	£117.00
RS-SE	Service and configuration tool for K.RSS	£120.00
RTD-10 and UK.FB2	Enhanced function PCB for Sky Air and VRV. Duty rotation, Lead Lag control and heating interlock	£305.00
RTD-20 and UK.FB2	Energy control PCB for Sky Air and VRV	£327.00
RTD-NET and UK.FB2	Modbus interface PCB for Sky Air and VRV	£245.00

Indoor Units			Single Phase			3 Phase		
			FUA71A	FUA100A	FUA125A	FUA71A	FUA100A	FUA125A
Capacity	UK Total Cooling	kW	7.76	10.85	13.6	7.76	10.85	13.6
	UK Sensible Cooling	kW	5.32	7.44	9.30	5.32	7.44	9.30
	Nominal Cooling	kW	6.8	9.5	12.1	6.8	9.5	12.1
	Nominal Heating	kW	7.5	10.8	13.5	7.5	10.8	13.5
Seasonal Efficiency (EN14825) COOLING	Energy Label		A++	A++	-	A++	A++	-
	Pdesign	kW	6.8	9.5	12.1	6.8	9.5	12.1
	SEER		7.02	6.42	6.39	7.02	6.42	6.39
	ηs,c	%	-	-	253	-	-	253
Seasonal Efficiency (EN14825) HEATING	Annual Energy Consumption	kWh	339	518	1136	339	518	1136
	Energy Label		A+	A+	-	A+	A+	-
	Pdesign	kW	4.70	7.80	9.52	4.70	7.80	9.52
	SCOP		4.20	4.50	4.26	4.20	4.50	4.26
Air Flow Rate (Cooling)	ηs,h	%	-	-	167	-	-	167
	Annual Energy Consumption	kWh	1567	2427	3129	1567	2427	3129
	High / Med / Low	m³/sec	0.383 / 0.325 / 0.267	0.517 / 0.425 / 0.333	0.541 / 0.441 / 0.341	0.383 / 0.325 / 0.267	0.517 / 0.425 / 0.333	0.541 / 0.441 / 0.341
	Height	mm	198	198	198	198	198	198
Dimensions	Width	mm	950	950	950	950	950	950
	Depth	mm	950	950	950	950	950	950
	Weight	kg	25	26	26	25	26	26
Sound Pressure (Cooling)	High / Med / Low	dB(A)	41 / 38 / 35	46 / 42 / 39	47 / 43 / 40	41 / 38 / 35	46 / 42 / 39	47 / 43 / 40
Sound Pressure (Heating)	High / Med / Low	dB(A)	41 / 38 / 35	46 / 42 / 39	47 / 43 / 40	41 / 38 / 35	46 / 42 / 39	47 / 43 / 40
Sound Power (Cooling)		dB(A)	59	64	65	59	64	65

Outdoor Units			RZAG71NV1	RZAG100NV1	RZAG125NV1	RZAG71NY1	RZAG100NY1	RZAG125NY1
Dimensions	Height x Width x Depth	mm	870 x 1100 x 460	870 x 1100 x 460	870 x 1100 x 460	870 x 1100 x 460	870 x 1100 x 460	870 x 1100 x 460
Weight		kg	81	85	94	85	85	94
	Electrical Details	Power Supply	1ph	1ph	1ph	3ph	3ph	3ph
	Maximum Input Current (MCA)	A	17.9	22.2	27.5	11.3	14.9	15
Interconnection Wiring	Max Fuse Size	A	20	32	32	16	16	16
	Core / Cable Size		3+E / 1.5	3+E / 1.5	3+E / 1.5	3+E / 1.5	3+E / 1.5	3+E / 1.5
Piping Connections	Liquid / Gas	inches (mm)	3/8 (9.5) / 5/8 (15.9)	3/8 (9.5) / 5/8 (15.9)	3/8 (9.5) / 5/8 (15.9)	3/8 (9.5) / 5/8 (15.9)	3/8 (9.5) / 5/8 (15.9)	3/8 (9.5) / 5/8 (15.9)
Pipework	Maximum Length	m	55	85	85	55	85	85
	Maximum Vertical Rise	m	30	30	30	30	30	30
	Precharged to	m	40	40	40	40	40	40
	Additional charge	g/m	35	35	35	35	35	35
	Holding charge	kg	3.2	3.2	3.7	3.2	3.2	3.7
	Sound Pressure (Cooling)	Nom / Night Quiet	dB(A)	46 / 44	47 / 45	49 / 47	46 / 44	47 / 45
Sound Pressure (Heating)	Nom / Night Quiet	dB(A)	48 / 44	50 / 45	52 / 47	48 / 44	50 / 45	52 / 47
Sound Power (Cooling)		dB(A)	64	66	69	65	66	69
Operating Range (Cooling)	Min / Max	°CDB	-20 / 52	-20 / 52	-20 / 52	-20 / 52	-20 / 52	-20 / 52
Operating Range (Heating)	Min / Max	°CWB	-20 / 18	-20 / 18	-20 / 18	-20 / 18	-20 / 18	-20 / 18
Air Flow Rate (Cooling)	Nominal	m³/sec	1.133	1.117	1.333	1.133	1.117	1.333
Meets ETL criteria			●	●	●	●	●	●
Indoor Unit Trade Price (Includes: BRC1H52W)			£1,123.00	£1,230.00	£1,356.00	£1,123.00	£1,230.00	£1,356.00
Condensing Unit Trade Price			£1,551.00	£1,969.00	£2,168.00	£1,599.00	£2,060.00	£2,268.00
Total System Price			£2,674.00	£3,199.00	£3,524.00	£2,722.00	£3,290.00	£3,624.00



RZAG71-140N



WI-FI ADAPTOR AVAILABLE AS AN OPTION

FUA-A / RZASG-M

Under Ceiling Cassette – Advance



Indoor Units			Single Phase			3 Phase	
			FUA71A	FUA100A	FUA125A	FUA100A	FUA125A
Capacity	UK Total Cooling	kW	7.28	10.80	13.6	10.80	13.6
	UK Sensible Cooling	kW	8.11	7.44	9.30	7.44	9.30
	Nominal Cooling	kW	6.8	9.5	12.1	9.5	12.1
	Nominal Heating	kW	7.5	10.8	13.5	10.8	13.5
Seasonal Efficiency (EN14825) COOLING	Energy Label		A++	A+	-	A+	-
	Pdesign	kW	6.8	9.5	12.1	9.5	12.1
	SEER		6.16	5.83	5.49	5.83	5.49
	ηs,c	%	-	-	217	-	217
	Annual Energy Consumption	kWh	386	570	1322	570	1322
Seasonal Efficiency (EN14825) HEATING	Energy Label		A	A+	-	A+	-
	Pdesign	kW	4.5	6.0	6.0	6.0	6.0
	SCOP		3.90	4.01	3.84	4.01	3.84
	ηs,h	%	-	-	151	-	151
	Annual Energy Consumption	kWh	1615	2095	2188	2095	2188
Air Flow Rate (Cooling)	High / Med / Low	m³/sec	0.383 / 0.325 / 0.267	0.517 / 0.425 / 0.333	0.541 / 0.441 / 0.341	0.517 / 0.425 / 0.333	0.541 / 0.441 / 0.341
Dimensions	Height	mm	198	198	198	198	198
	Width	mm	950	950	950	950	950
	Depth	mm	950	950	950	950	950
Weight		kg	25	26	26	26	26
Sound Pressure (Cooling)	High / Med / Low	dB(A)	41 / 38 / 35	46 / 42 / 39	47 / 43 / 40	46 / 42 / 39	47 / 43 / 40
Sound Pressure (Heating)	High / Med / Low	dB(A)	41 / 38 / 35	46 / 42 / 39	47 / 43 / 40	46 / 42 / 39	47 / 43 / 40
Sound Power (Cooling)		dB(A)	59	64	65	64	65

Outdoor Units			RZASG71MV1	RZASG100MV1	RZASG125MV1	RZASG100MY1	RZASG125MY1
Dimensions	Height x Width x Depth	mm	770 x 900 x 320	990 x 940 x 320	990 x 940 x 320	990 x 940 x 320	990 x 940 x 320
Weight		kg	60	70	70	70	70
Electrical Details	Power Supply		1ph	1ph	1ph	3ph	3ph
	Maximum Input Current (MCA)	A	17.9	22.2	28.2	14.9	15.0
	Max Fuse Size	A	20	25	32	16	16
Interconnection Wiring	Core / Cable Size		3+E / 1.5	3+E / 1.5	3+E / 1.5	3+E / 1.5	3+E / 1.5
Piping Connections	Liquid / Gas	inches (mm)	3/8 (9.5) / 5/8 (15.9)	3/8 (9.5) / 5/8 (15.9)	3/8 (9.5) / 5/8 (15.9)	3/8 (9.5) / 5/8 (15.9)	3/8 (9.5) / 5/8 (15.9)
Pipework	Maximum Length	m	50	50	50	50	50
	Maximum Vertical Rise	m	30	30	30	30	30
	Precharged to	m	30	30	30	30	30
	Additional charge	g/m	35	35	35	35	35
	Holding charge	kg	2.45	2.60	2.60	2.60	2.60
Sound Pressure (Cooling)	Nom / Night Quiet	dB(A)	46 / 42	53 / 44	53 / 44	53 / 44	53 / 44
Sound Pressure (Heating)	Nom / Night Quiet	dB(A)	47 / 42	57 / 44	57 / 44	57 / 44	57 / 44
Sound Power (Cooling)		dB(A)	65	70	71	70	71
Operating Range (Cooling)	Min / Max	°CDB	-15 / 46	-15 / 46	-15 / 46	-15 / 46	-15 / 46
Operating Range (Heating)	Min / Max	°CWB	-15 / 15.5	-15 / 15.5	-15 / 15.5	-15 / 15.5	-15 / 15.5
Air Flow Rate (Cooling)	Nominal	m³/sec	0.933	1.150	1.183	1.150	1.183
Indoor Unit Trade Price (Includes: BRC1H52W)			£1,123.00	£1,230.00	£1,356.00	£1,230.00	£1,356.00
Condensing Unit Trade Price			£1,069.00	£1,478.00	£1,620.00	£1,524.00	£1,670.00
Total System Price			£2,192.00	£2,708.00	£2,976.00	£2,754.00	£3,026.00

Notes & Features:

- › Ideal for rooms, shop or offices without false ceilings
- › 3 step fan speeds
- › Comms, computer and server room cooling possible with EDP setting (Alpha only)



WI-FI ADAPTOR
 AVAILABLE AS AN OPTION

Energy Technology List (ETL)

From 1st of April 2020, the ETL (Energy Technology List) has changed, which means that the ECA (Enhanced Capital Allowance) is no longer available. The ETL allows 100% of the investment in qualifying plant and machinery to be written off against taxable income. Although there is no fiscal incentive as an alternative (information correct as of February 2021), the ETL will continue and function as a means of promoting energy-efficient technologies.



The ETL consists of products that are the highest efficiencies, typically by meeting or exceeding efficiency standards. For commercial products, this list includes approximately the top 20% most efficient air conditioning systems and is updated regularly to ensure that it includes the most energy-efficient products currently available.

Daikin now has a website that allows customers to check whether selected equipment is efficient enough to qualify under the ETL rules.

Go to www.daikin.co.uk/eca to check:

- > Split
- > Sky Air
- > VRV

Certain other types of equipment are listed on the ETL website. To check eligibility of the following equipment types, please go to <https://etl.beis.gov.uk/products>



- > Heat Recovery Ventilation Units (VAMs)
- > Heat Pump Driven Air Curtains (Biddle)

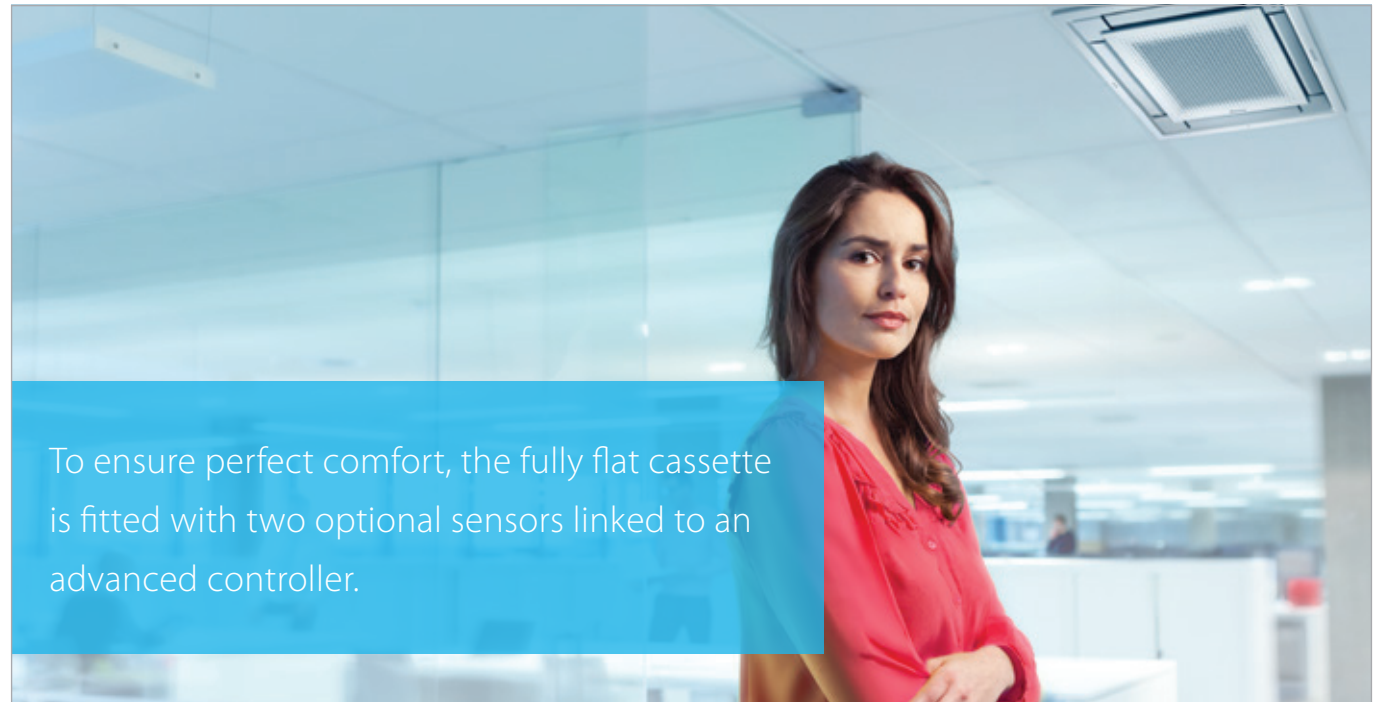
An alternative means of claiming tax relief is through the Annual Investment Allowance, which is another form of accelerated tax relief scheme for businesses purchasing new plant and machinery. Go to <https://etl.beis.gov.uk>

Fully Flat Cassette

FFA-A9 / FXZQ-A

Why choose the fully flat cassette?


- › Unique in the market
- › Discreet unit that blends well with the existing ceiling grid
- › Highest efficiency in the market
- › SEER/SCOP A++/A+
- › Supports your BREEAM requirements
- › Quietest unit of its size on the market
- › Easy installation through a single ceiling tile with no overlap of surrounding tiles



Choice between grey or white panel



Intelligent controller can switch off the unit if no one is present or redirects air flow away from people




Detects temperature difference and redirects the air flow to ensure even temperature distribution



If the room is empty, the set temperature can be adjusted or the unit switched off, saving energy

Watch the Fully Flat Cassette Video



Allows you to select individual louvers to adjust layout of the room



Can be installed fully flat into the ceiling, leaving only 8mm visible



Integrates easily into the 600 x 600 ceiling tile, enabling lights, speakers and sprinklers to be installed in adjoining tiles

FFA-A9 / RXM-R

600x600 Fully Flat Cassette – Standard Inverter



White

Silver



Accessories:

Accessory Ref	Description	Trade Price
BYFQ60CW	Fully Flat Cassette Decoration Panel - White (Included as standard)	£260.00
BRP069C81	Wi-Fi adapter for use with Daikin ONECTA App	£95.00
BRC1H52W	Wired touch screen remote controller - White (Included as standard)	£105.00
BRC1H52S	Wired touch screen remote controller - Silver	£110.00
BRC1H52K	Wired touch screen remote controller - Black	£114.00
BDBHQ44C60	Sealing member for decoration panel FFA,FXZQ	£118.00
BRC7EB530W	Wireless remote for fully flat cassette Old Style decoration panel	£200.00
BRC7F530S	Wireless remote controller for Silver ceiling decoration panel	£200.00
BRC7F530W	Wireless remote controller for White ceiling decoration panel	£200.00
BRYQ60AS	Integral PIR sensor for fully flat cassette Silver decoration panel. Enables energy saving functions	£129.00
BRYQ60AW	Integral PIR sensor for fully flat cassette White decoration panel. Enables energy saving functions	£129.00
BYFQ60B3	Fully Flat Cassette Decoration Panel - Old style (FFQ-B9V looks)	£223.00
BYFQ60CS	Fully Flat Cassette Decoration Panel - Silver	£260.00
K.CGM	Condensing unit guard (1150 x 1150 x 650)	£388.00
K.CGS	Condensing unit guard (750 x 1050 x 460)	£280.00
K.CWB90-2	Wall bracket (90kg, 500mm support arm)	£44.00
K.DT1	Condensate drip tray for use with K.CWB90-2	£68.00
K.RSS	Wireless room mounted temperature sensor and receiver	£116.00
KLIC-DI	KNX Interface for Sky Air and VRV systems	£243.00
KRCS01-4	Remote room mounted temperature sensor	£51.00
KRP1B57 and UK.FB2	Adaptor PCB for Interlock to fresh air fan	£126.00
KRP4A53 and UK.FB2	Unit/group adaptor PCB for remote on/off, status indication and temperature setting	£117.00
RS-SE	Service and configuration tool for K.RSS	£120.00
RTD-10 and UK.FB2	Enhanced function PCB for Sky Air and VRV. Duty rotation, Lead Lag control and heating interlock	£305.00
RTD-20 and UK.FB2	Energy control PCB for Sky Air and VRV	£327.00
RTD-NET and UK.FB2	Modbus interface PCB for Sky Air and VRV	£245.00

Indoor Units			FFA25A9	FFA35A9	FFA50A9	FFA60A9
Capacity	UK Total Cooling	kW	2.44	3.32	4.89	5.57
	UK Sensible Cooling	kW	1.81	2.28	3.27	3.86
	Nominal Cooling	kW	2.5	3.4	5.0	5.7
	Nominal Heating	kW	3.2	4.2	5.8	7.0
Seasonal Efficiency (EN14825) COOLING	Energy Label		A++	A++	A+	A+
	Pdesign	kW	2.5	3.4	5.0	5.7
	SEER		6.17	6.38	5.98	5.76
	Annual Energy Consumption	kWh	142	186	292	347
Seasonal Efficiency (EN14825) HEATING	Energy Label		A+	A+	A	A+
	Pdesign	kW	2.31	3.10	3.84	3.96
	SCOP		4.24	4.10	3.90	4.04
	Annual Energy Consumption	kWh	762	1058	1377	1372
Air Flow Rate (Cooling)	High / Med / Low	m³/sec	0.150 / 0.133 / 0.108	0.167 / 0.141 / 0.108	0.212 / 0.181 / 0.143	0.241 / 0.208 / 0.158
Dimensions (with Decoration Panel)	Height	mm	260 (306)	260 (306)	260 (306)	260 (306)
	Width	mm	575 (620)	575 (620)	575 (620)	575 (620)
	Depth	mm	575 (620)	575 (620)	575 (620)	575 (620)
Weight (with Decoration Panel)		kg	16 (18.8)	16 (18.8)	17.5 (20.3)	17.5 (20.3)
Sound Pressure (Cooling)	High / Med / Low	dBA	31 / 28.5 / 25	34 / 30.5 / 25	39 / 34 / 27	43 / 40 / 32
Sound Pressure (Heating)	High / Med / Low	dBA	31 / 28.5 / 25	34 / 30.5 / 25	39 / 34 / 27	43 / 40 / 32
Sound Power (Cooling)		dBA	48	51	56	60

Outdoor Units			RXM25R9	RXM35R9	RXM50R	RXM60R
Dimensions	Height x Width x Depth	mm	550 x 765 x 285	550 x 765 x 285	734 x 870 x 373	734 x 954 x 401
Weight		kg	32	32	49	49
Electrical Details	Power Supply		1ph	1ph	1ph	1ph
	Maximum Input Current (MCA)	A	10.79	10.79	14.32	15.09
	Max Fuse Size	A	13	13	16	16
Interconnection Wiring	Core / Cable Size		3+E / 1.5	3+E / 1.5	3+E / 1.5	3+E / 1.5
Piping Connections	Liquid / Gas	inches (mm)	1/4 (6.4) / 3/8 (9.5)	1/4 (6.4) / 3/8 (9.5)	1/4 (6.4) / 1/2 (12.7)	1/4 (6.4) / 1/2 (12.7)
Pipework	Maximum Length	m	20	20	30	30
	Maximum Vertical Rise	m	15	15	20	20
	Precharged to	m	10	10	10	10
	Additional charge	g/m	20	20	20	20
	Holding charge	kg	0.76	0.76	1.15	1.15
	Sound Pressure (Cooling)	Nominal	dBA	46	49	48
Sound Pressure (Heating)	Nominal	dBA	47	49	49	49
Sound Power (Cooling)		dBA	58	61	62	63
Operating Range (Cooling)	Min / Max	°CDB	-10 / 46	-10 / 46	-10 / 46	-10 / 46
Operating Range (Heating)	Min / Max	°CWB	-15 / 18	-15 / 18	-15 / 18	-15 / 18
Air Flow Rate (Cooling)	Nominal	m³/sec	0.472	0.600	0.777	0.777

Indoor Unit Trade Price (Includes: BYFQ60CW + BRC1H52W)	£839.00	£915.00	£1,007.00	£1,063.00
Condensing Unit Trade Price	£571.00	£664.00	£833.00	£887.00
Total System Price	£1,410.00	£1,579.00	£1,840.00	£1,950.00



RXM42-60R

Madoka BRC1H52W

WI-FI CONTROL VIA APP

DAIKIN

onecta

WI-FI ADAPTOR

AVAILABLE AS AN OPTION

FFA-A9 / RZAG-A

600x600 Fully Flat Cassette – Mini Sky Air



White

Silver



Accessories:

Accessory Ref	Description	Trade Price
BYFQ60CW	Fully Flat Cassette Decoration Panel - White (Included as standard)	£260.00
BRP069C81	Wi-Fi adapter for use with Daikin ONECTA App	£95.00
BRC1H52W	Wired touch screen remote controller - White (Included as standard)	£105.00
BRC1H52S	Wired touch screen remote controller - Silver	£110.00
BRC1H52K	Wired touch screen remote controller - Black	£114.00
BDBHQ44C60	Sealing member for decoration panel FFA,FXZQ	£118.00
BRC7EB530W	Wireless remote for fully flat cassette Old Style decoration panel	£200.00
BRC7F530S	Wireless remote controller for Silver ceiling decoration panel	£200.00
BRC7F530W	Wireless remote controller for White ceiling decoration panel	£200.00
BRYQ60AS	Integral PIR sensor for fully flat cassette Silver decoration panel. Enables energy saving functions	£129.00
BRYQ60AW	Integral PIR sensor for fully flat cassette White decoration panel. Enables energy saving functions	£129.00
BYFQ60B3	Fully Flat Cassette Decoration Panel - Old style (FFQ-B9V looks)	£223.00
BYFQ60CS	Fully Flat Cassette Decoration Panel - Silver	£260.00
K.CGM	Condensing Unit Guard (1150 x 1150 x 650)	£388.00
K.CWB90-2	Wall bracket (90kg, 500mm support arm)	£44.00
K.DT1	Condensate drip tray for use with K.CWB90-2	£68.00
K.RSS	Wireless room mounted temperature sensor and receiver	£116.00
KLIC-DI	KNX Interface for Sky Air and VRV systems	£243.00
KRCS01-4	Remote room mounted temperature sensor	£51.00
KRP1B57 and UK.FB2	Adaptor PCB for Interlock to fresh air fan	£126.00
KRP4A53 and UK.FB2	Unit/group adaptor PCB for remote on/off, status indication and temperature setting	£117.00
RS-SE	Service and configuration tool for K.RSS	£120.00
RTD-10 and UK.FB2	Enhanced function PCB for Sky Air and VRV. Duty rotation, Lead Lag control and heating interlock	£305.00
RTD-20 and UK.FB2	Energy control PCB for Sky Air and VRV	£327.00
RTD-NET and UK.FB2	Modbus interface PCB for Sky Air and VRV	£245.00

Indoor Units			FFA35A9	FFA50A9	FFA60A9
Capacity	UK Total Cooling	kW	3.42	4.89	5.86
	UK Sensible Cooling	kW	2.38	3.35	4.01
	Nominal Cooling	kW	3.5	5.0	6.0
	Nominal Heating	kW	4.0	5.8	7.0
Seasonal Efficiency (EN14825) COOLING	Energy Label		A++	A++	A+
	Pdesign	kW	3.5	5.0	6.0
Seasonal Efficiency (EN14825) HEATING	Energy Label		A	A+	A+
	Pdesign	kW	4.20	4.30	4.50
	SEER		6.40	6.30	5.80
	SCOP		3.80	4.01	4.04
Air Flow Rate (Cooling)	High / Med / Low	m ³ /sec	0.167 / 0.141 / 0.108	0.212 / 0.181 / 0.143	0.241 / 0.208 / 0.158
Dimensions (with Decoration Panel)	Height	mm	260 (306)	260 (306)	260 (306)
	Width	mm	575 (620)	575 (620)	575 (620)
	Depth	mm	575 (620)	575 (620)	575 (620)
Weight (with Decoration Panel)		kg	16 (18.8)	17.5 (20.3)	17.5 (20.3)
Sound Pressure (Cooling)	High / Med / Low	dBA	34 / 30.5 / 25	39 / 34 / 27	43 / 40 / 32
Sound Pressure (Heating)	High / Med / Low	dBA	34 / 30.5 / 25	39 / 34 / 27	43 / 40 / 32
Sound Power (Cooling)		dBA	51	56	60

Outdoor Units			RZAG35A	RZAG50A	RZAG60A
Dimensions	Height x Width x Depth	mm	734 x 870 x 373	734 x 870 x 373	734 x 870 x 373
Weight		kg	52	52	52
Electrical Details	Power Supply		1ph	1ph	1ph
	Maximum Input Current (MCA) A		14.43	14.63	16.70
	Max Fuse Size	A	16	16	20
Interconnection Wiring	Core / Cable Size		3+E / 1.5	3+E / 1.5	3+E / 1.5
Piping Connections	Liquid / Gas	inches (mm)	1/4 (6.4) / 3/8 (9.5)	1/4 (6.4) / 1/2 (12.7)	1/4 (6.4) / 1/2 (12.7)
Pipework	Maximum Length	m	50	50	50
	Maximum Vertical Rise	m	30	30	30
	Precharged to	m	30	30	30
	Additional charge	g/m	20	20	20
	Holding charge	kg	1.55	1.55	1.55
Sound Pressure (Cooling)	Nominal	dBA	48	49	50
Sound Pressure (Heating)	Nominal	dBA	48	49	50
Sound Power (Cooling)		dBA	62	63	64
Operating Range (Cooling)	Min / Max	°CDB	-20 / 52	-20 / 52	-20 / 52
Operating Range (Heating)	Min / Max	°CWB	-21 / 18	-21 / 18	-21 / 18
Air Flow Rate (Cooling)	Nominal	m ³ /sec	0.918	0.918	0.918

Indoor Unit Trade Price (Includes: BYFQ60CW + BRC1H52W)	£915.00	£1,007.00	£1,063.00
Condensing Unit Trade Price	£982.00	£1,198.00	£1,312.00
Total System Price	£1,897.00	£2,205.00	£2,375.00



RZAG35-60A

Madoka BRC1H52W

WI-FI CONTROL VIA APP

DAIKIN

onecta

WI-FI ADAPTOR

AVAILABLE AS AN OPTION



FCAG-B / RZAG-A

Compact Roundflow Cassette – Mini Sky Air



Accessories:

Accessory Ref	Description	Trade Price
BYCQ140E	Decoration panel - White (Included as standard)	£186.00
BYCQ140EB	Decoration panel - Black	£205.00
BRP069C82	Wi-Fi adapter for use with Daikin ONECTA App	£95.00
BRC1H52W	Wired touch screen remote controller - White (Included as standard)	£105.00
BRC1H52S	Wired touch screen remote controller - Silver	£110.00
BRC1H52K	Wired touch screen remote controller - Black	£114.00
BRC7FA532F	Wireless remote controller - White	£200.00
BRC7FA532FB	Wireless remote controller - Black	£200.00
BRYQ140B	Integral PIR sensor for roundflow decoration panel (for white panel)	£129.00
BRYQ140BB	Integral PIR sensor for roundflow decoration panel (for black panel)	£140.00
BYCQ140EGF	Auto Cleaning Deco Panel - White	£405.00
BYCQ140EGFB	Auto Cleaning Deco Panel - Black	£445.00
BYCQ140EW	Decoration Panel - Full White	£210.00
EWHR1	Extension wire - Required if Wifi Adaptor and Auto Cleaning panel are installed together	£13.00
K.CGM	Condensing unit guard (1150 x 1150 x 650)	£388.00
K.CWB90-2	Wall bracket (90kg, 500mm support arm)	£44.00
K.DT1	Condensate drip tray for use with K.CWB90-2	£68.00
SB.K.RSS_RFC	Wireless room mounted temperature sensor and receiver	£130.00
KDBHQ56B140	Sealing member for air discharge outlet	£117.00
KDDP55C160-1	Fresh air intake kit for up to 20% fresh air (Part 1)	£151.00
KDDP55D160-2	Fresh air intake kit for up to 20% fresh air (Part 2)	£152.00
KLIC-DI	KNX Interface for Sky Air and VRV systems	£243.00
KRCS01-7B	Remote room mounted temperature sensor	£62.00
KRP4A53 and UK.FB2	Unit/group adaptor PCB for remote on/off, status indication and temperature setting	£117.00
RS-SE	Service and configuration tool for K.RSS	£120.00
RTD-10 and UK.FB2	Enhanced function PCB for Sky Air and VRV. Duty rotation, Lead Lag control and heating interlock	£305.00
RTD-20 and UK.FB2	Energy control PCB for Sky Air and VRV	£327.00
RTD-NET and UK.FB2	Modbus interface PCB for Sky Air and VRV	£245.00

Indoor Units			FCAG35B	FCAG50B	FCAG60B
Capacity	UK Total Cooling	kW	3.42	4.89	5.86
	UK Sensible Cooling	kW	2.53	3.26	3.78
	Nominal Cooling	kW	3.5	5.0	6.0
	Nominal Heating	kW	4.0	5.8	7.0
Seasonal Efficiency (EN14825) COOLING	Energy Label		A++	A++	A++
	Pdesign	kW	3.5	5.0	5.7
	SEER		7.30	6.80	6.60
Seasonal Efficiency (EN14825) HEATING	Energy Label		A+	A+	A+
	Pdesign	kW	3.3	4.30	4.60
	SCOP		4.30	4.30	4.25
Air Flow Rate (Cooling)	High / Med / Low	m ³ /sec	0.215 / 0.177 / 0.147	0.243 / 0.197 / 0.157	0.248 / 0.203 / 0.160
Dimensions (with Decoration Panel)	Height	mm	204 (269)	204 (269)	204 (269)
	Width	mm	840 (950)	840 (950)	840 (950)
	Depth	mm	840 (950)	840 (950)	840 (950)
Weight (with Decoration Panel)		kg	18 (23.5)	19 (24.5)	19 (24.5)
Sound Pressure (Cooling)	High / Med / Low	dBA	31 / 29 / 27	31 / 29 / 27	33 / 31 / 28
Sound Pressure (Heating)	High / Med / Low	dBA	31 / 29 / 27	31 / 29 / 27	33 / 31 / 28
Sound Power (Cooling)		dBA	49	49	51

Outdoor Units			RZAG35A	RZAG50A	RZAG60A
Dimensions	Height x Width x Depth	mm	734 x 870 x 373	734 x 870 x 373	734 x 870 x 373
Weight		kg	52	52	52
Electrical Details	Power Supply		1ph	1ph	1ph
	Maximum Input Current (MCA) A		14.53	14.53	16.40
	Max Fuse Size	A	16	16	20
Interconnection Wiring	Core / Cable Size		3+E / 1.5	3+E / 1.5	3+E / 1.5
Piping Connections	Liquid / Gas	inches (mm)	1/4 (6.4) / 3/8 (9.5)	1/4 (6.4) / 1/2 (12.7)	1/4 (6.4) / 1/2 (12.7)
Pipework	Maximum Length	m	50	50	50
	Maximum Vertical Rise	m	30	30	30
	Precharged to	m	30	30	30
	Additional charge	g/m	20	20	20
	Holding charge	kg	1.55	1.55	1.55
Sound Pressure (Cooling)	Nominal	dBA	48	49	50
Sound Pressure (Heating)	Nominal	dBA	48	49	50
Sound Power (Cooling)		dBA	62	63	64
Operating Range (Cooling)	Min / Max	°CDB	-20 / 52	-20 / 52	-20 / 52
Operating Range (Heating)	Min / Max	°CWB	-21 / 18	-21 / 18	-21 / 18
Air Flow Rate (Cooling)	Nominal	m ³ /sec	0.918	0.918	0.918
Meets ETL criteria			●	●	●

Indoor Unit Trade Price (Includes: BRC1H52W + BYCQ140E)	£899.00	£919.00	£974.00
Condensing Unit Trade Price	£982.00	£1,198.00	£1,312.00
Total System Price	£1,881.00	£2,117.00	£2,286.00



RZAG35-60A

Madoka BRC1H52W

WI-FI CONTROL VIA APP

DAIKIN

onecta

WI-FI ADAPTOR

AVAILABLE AS AN OPTION

Auto-Cleaning Decoration Panel


Auto-cleaning decoration panels make life easier. Maintenance is simplified by eliminating the need to climb up to open a Roundflow cassette in order to clean it. With its unique auto-cleaning mechanism, you can ensure consistently high system efficiency, all year round.

Benefits

- › Energy savings up to 50%
- › Save on maintenance bills
- › Remove dust with any vacuum cleaner
- › Keep the unit looking clean and tidy

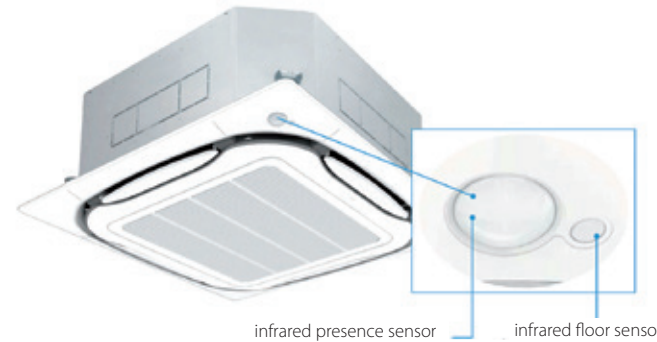
Specification & Compatibility

Model	Colour	Dimensions (mm)			Weight (kg)	Price	Compatibility
		Height	Width	Depth			
BYCQ140EGF	White RAL9010	148	950	950	10.3	£405.00	FCAHG-H / FCAG-B
BYCQ140EGFB	Black RAL9005	148	950	950	10.3	£445.00	FCAHG-H / FCAG-B



Integral Presence and Floor Sensor

The presence and floor sensor are combined together in one option (BRYQ140B) and can only be set/controlled via the wired remote controller Madoka (BRC1H52W/S/K).




Floor Sensor

Ensure an even temperature distribution from floor to ceiling, eliminating cold spots.

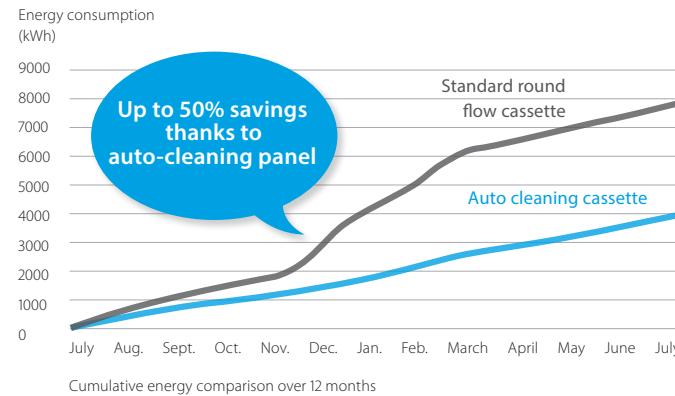
Presence Sensor

Avoid cold/hot air being blown directly toward people present in the room.



Energy Saving Function

Avoid wasting energy if no people are present in the room for a certain period of time.



Model	Price	Description	Compatibility
BRYQ140B	£129.00	PIR Sensor - for white panel	FCAHG-H / FCAG-B
BRYQ140BB	£140.00	PIR Sensor - for black panel	FCAHG-H / FCAG-B



Air distribution with a clean filter



Air distribution with a dusty filter



FAHGH-H / RZAG-N

High COP Roundflow Cassette – Alpha



Accessories:

Accessory Ref	Description	Trade Price
BYCQ140E	Decoration panel - White (Included as standard)	£186.00
BYCQ140EB	Decoration panel - Black	£205.00
BRP069C82	Wi-Fi adapter for use with Daikin ONECTA App	£95.00
BRC1H52W	Wired touch screen remote controller - White (Included as standard)	£105.00
BRC1H52S	Wired touch screen remote controller - Silver	£110.00
BRC1H52K	Wired touch screen remote controller - Black	£114.00
BRC7FA532F	Wireless remote controller (for white panel)	£200.00
BRC7FA532FB	Wireless remote controller (for black panel)	£200.00
BRYQ140B	Integral PIR sensor for roundflow decoration panel (for white panel)	£129.00
BRYQ140BB	Integral PIR sensor for roundflow decoration panel (for black panel)	£140.00
BYCQ140EGF	Auto Cleaning Deco Panel - White	£405.00
BYCQ140EGFB	Auto Cleaning Deco Panel - Black	£445.00
BYCQ140EW	Decoration Panel - Full White	£210.00
EWHR1	Extension wire - Required if Wifi Adaptor and Auto Cleaning panel are installed together	£13.00
K.CGM	Condensing unit guard (1150 x 1150 x 650)	£388.00
K.CWBXL	Wall bracket (250kg, 660mm support arm)	£88.00
K.DT2	Condensate drip tray for use with K.CWBXL	£75.00
SB.K.RSS_RFC	Wireless room mounted temperature sensor and receiver	£130.00
KDBHQ56B140	Sealing member for air discharge outlet	£117.00
KDDP55C160-1	Fresh air intake kit for up to 20% fresh air (Part 1)	£151.00
KDDP55D160-2	Fresh air intake kit for up to 20% fresh air (Part 2)	£152.00
KLIC-DI	KNX Interface for Sky Air and VRV systems	£243.00
KRCS01-7B	Remote room mounted temperature sensor	£62.00
KRP4A53 and UK.FB2	Unit/group adaptor PCB for remote on/off, status indication and temperature setting	£117.00
RS-SE	Service and configuration tool for K.RSS	£120.00
RTD-10 and UK.FB2	Enhanced function PCB for Sky Air and VRV. Duty rotation, Lead Lag control and heating interlock	£305.00
RTD-20 and UK.FB2	Energy control PCB for Sky Air and VRV	£327.00
RTD-NET and UK.FB2	Modbus interface PCB for Sky Air and VRV	£245.00

Indoor Units			Single Phase				3 Phase			
			FAHGH71H	FAHGH100H	FAHGH125H	FAHGH140H	FAHGH71H	FAHGH100H	FAHGH125H	FAHGH140H
Capacity	UK Total Cooling	kW	7.76	10.85	13.6	14.93	7.76	10.85	13.6	14.93
	UK Sensible Cooling	kW	5.32	7.44	9.30	10.25	5.32	7.44	9.30	10.25
	Nominal Cooling	kW	6.8	9.5	12.1	13.4	6.8	9.5	12.1	13.4
	Nominal Heating	kW	7.5	10.8	13.5	15.5	7.5	10.8	13.5	15.5
	Seasonal Efficiency (EN14825)	Energy Label		A++	A++	-	-	A++	A++	-
COOLING	Pdesign	kW	6.8	9.5	12.1	13.4	6.8	9.5	12.1	13.4
	SEER		7.90	7.70	8.02	7.93	7.90	7.70	8.02	7.93
	ηs,c	%	-	-	318	314	-	-	318	314
	Annual Energy Consumption	kWh	301	432	905	1014	301	432	905	1014
Seasonal Efficiency (EN14825)	Energy Label		A++	A++	-	-	A++	A++	-	-
	Pdesign	kW	4.70	9.52	9.52	9.52	4.70	9.52	9.52	9.52
	SCOP		4.61	4.75	4.53	4.44	4.61	4.75	4.53	4.44
	ηs,h	%	-	-	178	175	-	-	178	175
	Annual Energy Consumption	kWh	1427	2805	2942	3002	1427	2805	2942	3002
Air Flow Rate (Cooling)	High / Med / Low	m³/sec	0.393 / 0.313 / 0.228	0.537 / 0.428 / 0.318	0.573 / 0.455 / 0.353	0.573 / 0.455 / 0.353	0.393 / 0.313 / 0.228	0.537 / 0.428 / 0.318	0.573 / 0.455 / 0.353	0.573 / 0.455 / 0.353
	Dimensions (with Decoration Panel)									
Height	mm		288 (353)	288 (353)	288 (353)	288 (353)	288 (353)	288 (353)	288 (353)	288 (353)
	Width	mm	840 (950)	840 (950)	840 (950)	840 (950)	840 (950)	840 (950)	840 (950)	840 (950)
	Depth	mm	840 (950)	840 (950)	840 (950)	840 (950)	840 (950)	840 (950)	840 (950)	840 (950)
Weight (with Decoration Panel)	kg		25 (30.5)	25 (30.5)	25 (30.5)	25 (30.5)	25 (30.5)	25 (30.5)	25 (30.5)	25 (30.5)
Sound Pressure (Cooling)	High / Med / Low	dBA	36 / 33 / 29	44 / 39 / 33	45 / 40 / 35	45 / 41 / 37	36 / 33 / 29	44 / 39 / 33	45 / 40 / 35	45 / 41 / 37
	Sound Pressure (Heating)	High / Med / Low	dBA	36 / 33 / 29	44 / 39 / 33	45 / 40 / 35	45 / 41 / 37	33 / 31 / 28	44 / 39 / 33	45 / 40 / 35
Sound Power (Cooling)		dBA	53	61	61	61	53	61	61	61

Outdoor Units			RZAG71NV1	RZAG100NV1	RZAG125NV1	RZAG140NV1	RZAG71NY1	RZAG100NY1	RZAG125NY1	RZAG140NY1
Dimensions	Height x Width x Depth	mm	870 x 1100 x 460	870 x 1100 x 460	870 x 1100 x 460	870 x 1100 x 460	870 x 1100 x 460	870 x 1100 x 460	870 x 1100 x 460	870 x 1100 x 460
Weight		kg	81	85	95	95	81	85	95	95
Electrical Details	Power Supply		1ph	1ph	1ph	1ph	3ph	3ph	3ph	3ph
	Maximum Input Current (MCA) A		17.7	22.2	27.5	27.5	11.1	14.9	15.0	15.0
	Max Fuse Size	A	20	32	32	32.0	16.0	16.0	16.0	16.0
Interconnection Wiring	Core / Cable Size		3+E / 1.5	3+E / 1.5	3+E / 1.5	3+E / 1.5	3+E / 1.5	3+E / 1.5	3+E / 1.5	3+E / 1.5
Piping Connections	Liquid / Gas	inches (mm)	3/8 (9.5) / 5/8 (15.9)	3/8 (9.5) / 5/8 (15.9)	3/8 (9.5) / 5/8 (15.9)	3/8 (9.5) / 5/8 (15.9)	3/8 (9.5) / 5/8 (15.9)	3/8 (9.5) / 5/8 (15.9)	3/8 (9.5) / 5/8 (15.9)	3/8 (9.5) / 5/8 (15.9)
	Pipework									
Maximum Length	m		55	85	85	85	55	85	85	85
	Maximum Vertical Rise	m	30	30	30	30	30	30	30	30
	Precharged to	m	40	40	40	40	40	40	40	40
	Additional charge	g/m	35	35	35	35	35	35	35	35
Holding charge	kg	3.2	3.2	3.7	3.7	3.2	3.2	3.7	3.7	
Sound Pressure (Cooling)	Nom / Night Quiet	dBA	46 / 44	47 / 45	49 / 47	50 / 48	46 / 44	47 / 45	49 / 47	50 / 48
Sound Pressure (Heating)	Nom / Night Quiet	dBA	48 / 44	50 / 45	52 / 47	52 / 48	48 / 44	50 / 45	52 / 47	52 / 48
Sound Power (Cooling)		dBA	64	66	69	70	64	66	69	70
Operating Range (Cooling)	Min / Max	°CDB	-20 / 52	-20 / 52	-20 / 52	-20 / 52	-20 / 52	-20 / 52	-20 / 52	-20 / 52
Operating Range (Heating)	Min / Max	°CWB	-20 / 18	-20 / 18	-20 / 18	-20 / 18	-20 / 18	-20 / 18	-20 / 18	-20 / 18
Air Flow Rate (Cooling)	Nominal	m³/sec	1.133	1.117	1.333	1.450	1.133	1.117	1.333	1.450
Meets ETL criteria			●	●	●	●	●	●	●	●
Indoor Unit Trade Price (Includes: BRC1H52W + BYCQ140E)			£1,031.00	£1,166.00	£1,274.00	£1,528.00	£1,031.00	£1,166.00	£1,274.00	£1,528.00
Condensing Unit Trade Price			£1,551.00	£1,969.00	£2,168.00	£2,474.00	£1,599.00	£2,060.00	£2,268.00	£2,606.00
Total System Price			£2,582.00	£3,135.00	£3,442.00	£4,002.00	£2,630.00	£3,226.00	£3,542.00	£4,134.00



RZAG71-140N



WI-FI ADAPTOR AVAILABLE AS AN OPTION

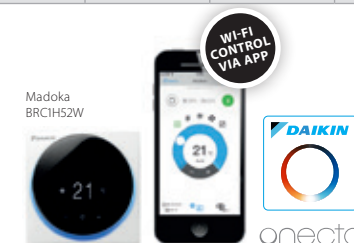
FCAG-B / RZASG-M

Compact Roundflow Cassette – Advance



Indoor Units			Single Phase				3 Phase				
			FCAG71B	FCAG100B	FCAG125B	FCAG140B	FCAG100B	FCAG125B	FCAG140B		
Capacity	UK Total Cooling	kW	7.28	10.80	13.60	14.90	10.80	13.60	14.90		
	UK Sensible Cooling	kW	4.99	7.44	9.30	10.25	7.44	9.30	10.25		
	Nominal Cooling	kW	6.8	9.5	12.1	13.4	9.5	12.1	13.4		
	Nominal Heating	kW	7.5	10.8	13.5	15.5	10.8	13.5	15.5		
Seasonal Efficiency (EN14825) COOLING	Energy Label		A++	A++	-	-	A++	-	-		
	Pdesign	kW	6.8	9.5	12.1	13.4	9.5	12.1	13.4		
	SEER		6.47	6.55	5.76	6.53	6.55	5.76	6.53		
	ηs,c	%	-	-	227	258	-	227	258		
	Annual Energy Consumption	kWh	368	507	1261	1231	507	1261	1231		
Seasonal Efficiency (EN14825) HEATING	Energy Label		A+	A+	-	-	A+	-	-		
	Pdesign	kW	4.5	6.0	6.0	7.8	6.0	6.0	7.8		
	SCOP		4.10	4.17	4.05	4.31	4.17	4.05	4.31		
	ηs,h	%	-	-	159	169	-	159	169		
	Annual Energy Consumption	kWh	1537	2016	2074	2534	2016	2074	2534		
Air Flow Rate (Cooling)	High / Med / Low	m³/sec	0.252 / 0.217 / 0.180	0.378 / 0.297 / 0.217	0.453 / 0.340 / 0.218	0.453 / 0.340 / 0.218	0.378 / 0.297 / 0.217	0.453 / 0.340 / 0.218	0.453 / 0.340 / 0.218		
			Dimensions (with Decoration Panel)	Height	mm	204 (269)	246 (311)	246 (311)	246 (311)	246 (311)	246 (311)
			Width	mm	840 (950)	840 (950)	840 (950)	840 (950)	840 (950)	840 (950)	
Weight (with Decoration Panel)	Depth	mm	840 (950)	840 (950)	840 (950)	840 (950)	840 (950)	840 (950)			
	kg		21 (26.5)	23 (28.5)	23 (28.5)	23 (28.5)	23 (28.5)	23 (28.5)			
Sound Pressure (Cooling)	High / Med / Low	dBa	35 / 31 / 28	37 / 33 / 29	41 / 35 / 29	41 / 35 / 29	37 / 33 / 29	41 / 35 / 29			
Sound Pressure (Heating)	High / Med / Low	dBa	33 / 31 / 28	37 / 33 / 29	41 / 35 / 29	41 / 35 / 29	37 / 33 / 29	41 / 35 / 29			
Sound Power (Cooling)		dBa	51	54	58	58	54	58			

Outdoor Units			RZASG71MV1	RZASG100MV1	RZASG125MV1	RZASG140MV1	RZASG100MY1	RZASG125MY1	RZASG140MY1
Dimensions	Height x Width x Depth	mm	770 x 900 x 320	990 x 940 x 320	990 x 940 x 320	990 x 940 x 320	990 x 940 x 320	990 x 940 x 320	990 x 940 x 320
Weight		kg	60	70	70	78	70	70	78
Electrical Details	Power Supply		1ph	1ph	1ph	1ph	3ph	3ph	3ph
	Maximum Input Current (MCA)	A	17.4	21.5	27.8	27.0	14.2	14.6	14.6
	Max Fuse Size	A	20	25	32	32	16	16	16
Interconnection Wiring	Core / Cable Size		3+E / 1.5	3+E / 1.5	3+E / 1.5	3+E / 1.5	3+E / 1.5	3+E / 1.5	3+E / 1.5
Piping Connections	Liquid / Gas	inches (mm)	3/8 (9.5) / 5/8 (15.9)	3/8 (9.5) / 5/8 (15.9)	3/8 (9.5) / 5/8 (15.9)	3/8 (9.5) / 5/8 (15.9)	3/8 (9.5) / 5/8 (15.9)	3/8 (9.5) / 5/8 (15.9)	3/8 (9.5) / 5/8 (15.9)
			Pipework	Maximum Length	m	50	50	50	50
	Maximum Vertical Rise	m	30	30	30	30	30	30	30
	Precharged to	m	30	30	30	30	30	30	30
	Additional charge	g/m	35	35	35	35	35	35	35
	Holding charge	kg	2.45	2.60	2.60	2.90	2.60	2.60	2.90
Sound Pressure (Cooling)	Nom / Night Quiet	dBa	46 / 42	53 / 44	53 / 44	54 / 44	53 / 44	53 / 44	54 / 44
Sound Pressure (Heating)	Nom / Night Quiet	dBa	47 / 42	57 / 44	57 / 44	57 / 44	57 / 44	57 / 44	57 / 44
Sound Power (Cooling)		dBa	65	70	71	73	70	71	73
Operating Range (Cooling)	Min / Max	°CDB	-15 / 46	-15 / 46	-15 / 46	-15 / 46	-15 / 46	-15 / 46	-15 / 46
Operating Range (Heating)	Min / Max	°CWB	-15 / 15.5	-15 / 15.5	-15 / 15.5	-15 / 15.5	-15 / 15.5	-15 / 15.5	-15 / 15.5
Air Flow Rate (Cooling)	Nominal	m³/sec	0.933	1.150	1.183	1.267	1.150	1.183	1.267
Meets ETL criteria						●			●
Indoor Unit Trade Price (Includes: BRC1H52W + BYCQ140E)			£1,031.00	£1,166.00	£1,274.00	£1,528.00	£1,166.00	£1,274.00	£1,528.00
Condensing Unit Trade Price			£1,069.00	£1,478.00	£1,620.00	£1,803.00	£1,524.00	£1,670.00	£1,859.00
Total System Price			£2,100.00	£2,644.00	£2,894.00	£3,331.00	£2,690.00	£2,944.00	£3,387.00



WI-FI ADAPTOR
 AVAILABLE AS AN OPTION



FCAG-B / AZAS-M/R

Compact Roundflow Cassette – Active



Accessories:

Accessory Ref	Description	Trade Price
BYCQ140E	Decoration panel - White (Included as standard)	£186.00
BYCQ140EB	Decoration panel - Black	£205.00
BRP069C82	Wi-Fi adapter for use with Daikin ONECTA App	£95.00
BRC1H52W	Wired touch screen remote controller - White (Included as standard)	£105.00
BRC1H52S	Wired touch screen remote controller - Silver	£110.00
BRC1H52K	Wired touch screen remote controller - Black	£114.00
BRC7FA532F	Wireless remote controller - White	£200.00
BRC7FA532FB	Wireless remote controller - Black	£200.00
BRYQ140B	Integral PIR sensor for roundflow decoration panel (for white panel)	£129.00
BRYQ140BB	Integral PIR sensor for roundflow decoration panel (for black panel)	£140.00
BYCQ140EGF	Auto Cleaning Deco Panel - White	£405.00
BYCQ140EGFB	Auto Cleaning Deco Panel - Black	£445.00
BYCQ140EW	Decoration Panel - Full White	£210.00
EWHR1	Extension wire - Required if Wifi Adaptor and Auto Cleaning panel are installed together	£13.00
K.CGL	Condensing unit guard (1450 x 1150 x 650)	£463.00
K.CGM	Condensing unit guard (1150 x 1150 x 650)	£388.00
K.CWB90-2	Wall bracket (90kg, 500mm support arm)	£44.00
K.DT1	Condensate drip tray for use with K.CWB90-2	£68.00
SB.K.RSS_RFC	Wireless room mounted temperature sensor and receiver	£130.00
KDBHQ56B140	Sealing member for air discharge outlet	£117.00
KDDP55C160-1	Fresh air intake kit for up to 20% fresh air (Part 1)	£151.00
KDDP55D160-2	Fresh air intake kit for up to 20% fresh air (Part 2)	£152.00
KLIC-DI	KNX Interface for Sky Air and VRV systems	£243.00
KRCS01-7B	Remote room mounted temperature sensor	£62.00
KRP4A53 and UK.FB2	Unit/group adaptor PCB for remote on/off, status indication and temperature setting	£117.00
RS-SE	Service and configuration tool for K.RSS	£120.00
RTD-10 and UK.FB2	Enhanced function PCB for Sky Air and VRV. Duty rotation, Lead Lag control and heating interlock	£305.00
RTD-20 and UK.FB2	Energy control PCB for Sky Air and VRV	£327.00
RTD-NET and UK.FB2	Modbus interface PCB for Sky Air and VRV	£245.00

Indoor Units			Single Phase				3 Phase		
			FCAG71B	FCAG100B	FCAG125B	FCAG140B	FCAG100B	FCAG125B	FCAG140B
Capacity	UK Total Cooling	kW	6.65	10.80	13.60	14.90	10.80	13.60	14.90
	UK Sensible Cooling	kW	4.15	7.44	9.30	10.25	7.44	9.30	10.25
	Nominal Cooling	kW	6.8	9.5	12.1	13.4	9.5	12.1	13.4
	Nominal Heating	kW	7.5	10.8	13.5	15.5	10.8	13.5	15.5
Seasonal Efficiency (EN14825) COOLING	Energy Label		A+	A+	-	-	A+	-	-
	Pdesign	kW	6.8	9.5	12.1	13.0	9.5	12.1	13.0
	SEER		5.87	5.67	5.40	6.00	5.67	5.40	6.00
	ηs,c	%	-	-	213	237	-	213	237
	Annual Energy Consumption	kWh	405	586	1345	1300	586	1345	1300
Seasonal Efficiency (EN14825) HEATING	Energy Label		A	A	-	-	A	-	-
	Pdesign	kW	4.5	6.0	6.0	7.8	6.0	6.0	7.8
	SCOP		4.00	3.85	3.80	4.31	3.85	3.80	4.31
	ηs,h	%	-	-	149	169	-	149	169
	Annual Energy Consumption	kWh	1575	2182	2211	2534	2182	2211	2534
Air Flow Rate (Cooling)	High / Med / Low	m³/sec	0.252 / 0.217 / 0.180	0.378 / 0.297 / 0.217	0.453 / 0.340 / 0.218	0.453 / 0.340 / 0.218	0.378 / 0.297 / 0.217	0.453 / 0.340 / 0.218	0.453 / 0.340 / 0.218
	Height	mm	204 (269)	246 (311)	246 (311)	246 (311)	246 (311)	246 (311)	246 (311)
Dimensions (with Decoration Panel)	Width	mm	840 (950)	840 (950)	840 (950)	840 (950)	840 (950)	840 (950)	840 (950)
	Depth	mm	840 (950)	840 (950)	840 (950)	840 (950)	840 (950)	840 (950)	840 (950)
	Weight (with Decoration Panel)	kg	21 (26.5)	23 (28.5)	23 (28.5)	23 (28.5)	23 (28.5)	23 (28.5)	23 (28.5)
Sound Pressure (Cooling)	High / Med / Low	dB(A)	35 / 31 / 28	37 / 33 / 29	41 / 35 / 29	41 / 35 / 29	37 / 33 / 29	41 / 35 / 29	41 / 35 / 29
Sound Pressure (Heating)	High / Med / Low	dB(A)	33 / 31 / 28	37 / 33 / 29	41 / 35 / 29	41 / 35 / 29	37 / 33 / 29	41 / 35 / 29	41 / 35 / 29
Sound Power (Cooling)		dB(A)	51	54	58	58	54	58	58

Outdoor Units			ARXM71R	AZAS100MV1	AZAS125MV1	AZAS140MV1	AZAS100MY1	AZAS125MY1	AZAS140MY1
Dimensions	Height x Width x Depth	mm	734 x 954 x 401	990 x 940 x 320	990 x 940 x 320	990 x 940 x 320	990 x 940 x 320	990 x 940 x 320	990 x 940 x 320
	Weight	kg	49	70	70	78	70	70	78
Electrical Details	Power Supply		1ph	1ph	1ph	1ph	3ph	3ph	3ph
	Maximum Input Current (MCA) A		14.93	21.5	27.8	27	14.2	14.6	14.6
	Max Fuse Size A		16	25	32	32	16	16	16
Interconnection Wiring	Core / Cable Size		3+E / 1.5	3+E / 1.5	3+E / 1.5	3+E / 1.5	3+E / 1.5	3+E / 1.5	3+E / 1.5
Piping Connections	Liquid / Gas	inches (mm)	3/8 (9.5) / 5/8 (15.9)	3/8 (9.5) / 5/8 (15.9)	3/8 (9.5) / 5/8 (15.9)	3/8 (9.5) / 5/8 (15.9)	3/8 (9.5) / 5/8 (15.9)	3/8 (9.5) / 5/8 (15.9)	3/8 (9.5) / 5/8 (15.9)
	Maximum Length	m	30	30	30	30	30	30	30
Pipework	Maximum Vertical Rise	m	20	30	30	30	30	30	30
	Precharged to	m	10	30	30	30	30	30	30
	Additional charge	g/m	0.35	N/A	N/A	N/A	N/A	N/A	N/A
Sound Pressure (Cooling)	Nom / Night Quiet	dB(A)	52	53 / 44	53 / 44	54 / 44	53 / 44	53 / 44	54 / 44
	Nom / Night Quiet	dB(A)	52	57 / 44	57 / 44	57 / 44	57 / 44	57 / 44	57 / 44
Sound Power (Cooling)		dB(A)	65	70	71	73	70	71	73
Operating Range (Cooling)	Min / Max	°CDB	-10/46	-5 / 46	-5 / 46	-5 / 46	-5 / 46	-5 / 46	-5 / 46
Operating Range (Heating)	Min / Max	°CWB	-15/18	-15 / 15.5	-15 / 15.5	-15 / 15.5	-15 / 15.5	-15 / 15.5	-15 / 15.5
Air Flow Rate (Cooling)	Nominal	m³/sec	0.776	1.150	1.183	1.267	1.150	1.183	1.267

Indoor Unit Trade Price (Includes: BRC1H52W + BYCQ140E)	£1,031.00	£1,166.00	£1,274.00	£1,528.00	£1,166.00	£1,274.00	£1,528.00
Condensing Unit Trade Price	£930.00	£1,144.00	£1,284.00	£1,438.00	£1,207.00	£1,353.00	£1,515.00
Total System Price	£1,961.00	£2,310.00	£2,558.00	£2,966.00	£2,373.00	£2,627.00	£3,043.00



ARXM71R AZAS100-140M



WI-FI ADAPTOR AVAILABLE AS AN OPTION

FCAG-B / RXM-R

Compact Roundflow Cassette – Standard Inverter



Accessories:

Accessory Ref	Description	Trade Price
BYCQ140E	Decoration panel - White (Included as standard)	£186.00
BYCQ140EB	Decoration panel - Black	£205.00
BRP069C82	Wi-Fi adapter for use with Daikin ONECTA App	£95.00
BRC1H52W	Wired touch screen remote controller - White (Included as standard)	£105.00
BRC1H52S	Wired touch screen remote controller - Silver	£110.00
BRC1H52K	Wired touch screen remote controller - Black	£114.00
BRC7FA532F	Wireless remote controller - White	£200.00
BRC7FA532FB	Wireless remote controller - Black	£200.00
BRYQ140B	Integral PIR sensor for roundflow decoration panel (for white panel)	£129.00
BRYQ140BB	Integral PIR sensor for roundflow decoration panel (for black panel)	£140.00
BYCQ140EGF	Auto Cleaning Deco Panel - White	£405.00
BYCQ140EGFB	Auto Cleaning Deco Panel - Black	£445.00
BYCQ140EW	Decoration Panel - Full White	£210.00
EWHAR1	Extension wire - Required if Wifi Adaptor and Auto Cleaning panel are installed together	£13.00
K.CGM	Condensing unit guard (1150 x 1150 x 650)	£388.00
K.CWB90-2	Condensing unit bracket - up to size 71, max weight 90kg of ODU	£44.00
K.DT1	Condensate drip tray for use with K.CWB90-2	£68.00
SB.K.RSS_RFC	Wireless room mounted temperature sensor and receiver	£130.00
KDBHQ56B140	Sealing member for air discharge outlet	£117.00
KDDP55C160-1	Fresh air intake kit for up to 20% fresh air (Part 1)	£151.00
KDDP55D160-2	Fresh air intake kit for up to 20% fresh air (Part 2)	£152.00
KLIC-DI	KNX Interface for Sky Air and VRV systems	£243.00
KRCS01-7B	Remote room mounted temperature sensor	£62.00
KRP4A53 and UK.FB2	Unit/group adaptor PCB for remote on/off, status indication and temperature setting	£117.00
RS-SE	Service and configuration tool for K.RSS	£120.00
RTD-10 and UK.FB2	Enhanced function PCB for Sky Air and VRV. Duty rotation, Lead Lag control and heating interlock	£305.00
RTD-20 and UK.FB2	Energy control PCB for Sky Air and VRV	£327.00
RTD-NET and UK.FB2	Modbus interface PCB for Sky Air and VRV	£245.00

Indoor Units			FCAG35B	FCAG50B	FCAG60B
Capacity	UK Total Cooling	kW	3.32	4.89	5.57
	UK Sensible Cooling	kW	2.28	3.25	3.68
	Nominal Cooling	kW	3.4	5.0	5.7
	Nominal Heating	kW	4.2	6.0	7.0
Seasonal Efficiency (EN14825) COOLING	Energy Label		A++	A++	A++
	Pdesign	kW	3.5	5.0	5.7
	SEER		6.35	6.54	6.40
	Annual Energy Consumption	kWh	193	266	312
Seasonal Efficiency (EN14825) HEATING	Energy Label		A++	A+	A+
	Pdesign	kW	3.32	4.36	4.71
	SCOP		4.9	4.3	4.2
	Annual Energy Consumption	kWh	948	1419	1569
Air Flow Rate (Cooling)	High / Med / Low	m³/sec	0.215 / 0.177 / 0.147	0.243 / 0.197 / 0.157	0.248 / 0.203 / 0.160
Dimensions (with Decoration Panel)	Height	mm	204 (269)	204 (269)	204 (269)
	Width	mm	840 (950)	840 (950)	840 (950)
	Depth	mm	840 (950)	840 (950)	840 (950)
Weight (with Decoration Panel)		kg	18 (23.5)	19 (24.5)	19 (24.5)
Sound Pressure (Cooling)	High / Med / Low	dBA	31 / 29 / 27	31 / 29 / 27	33 / 31 / 28
Sound Pressure (Heating)	High / Med / Low	dBA	31 / 29 / 27	31 / 29 / 27	33 / 31 / 28
Sound Power (Cooling)		dBA	49	49	51

Outdoor Units			RXM35R9	RXM50R	RXM60R
Dimensions	Height x Width x Depth	mm	550 x 765 x 285	734 x 870 x 373	734 x 870 x 373
Weight		kg	32	49	49
Electrical Details	Power Supply		1ph	1ph	1ph
	Maximum Input Current (MCA) A		10.92	14.21	14.76
	Max Fuse Size	A	13	16	16
Interconnection Wiring	Core / Cable Size		3+E / 1.5	3+E / 1.5	3+E / 1.5
Piping Connections	Liquid / Gas	inches (mm)	1/4 (6.4) / 3/8 (9.5)	1/4 (6.4) / 1/2 (12.7)	1/4 (6.4) / 1/2 (12.7)
Pipework	Maximum Length	m	20	30	30
	Maximum Vertical Rise	m	15	20	20
	Precharged to	m	10	10	10
	Additional charge	g/m	20	20	20
	Holding charge	kg	0.76	1.15	1.15
Sound Pressure (Cooling)	Nominal	dBA	49	48	48
Sound Pressure (Heating)	Nominal	dBA	49	49	49
Sound Power (Cooling)		dBA	61	62	63
Operating Range (Cooling)	Min / Max	°CDB	-10 / 50	-10 / 50	-10 / 50
Operating Range (Heating)	Min / Max	°CWB	-15 / 18	-15 / 18	-15 / 18
Air Flow Rate (Cooling)	Nominal	m³/sec	0.600	0.777	0.777
Meets ETL criteria				●	●

Indoor Unit Trade Price (Includes: BRC1H52W + BYCQ140E)	£899.00	£919.00	£974.00
Condensing Unit Trade Price	£664.00	£833.00	£887.00
Total System Price	£1,563.00	£1,752.00	£1,861.00



RXM42-60R

Madoka BRC1H52W

WI-FI CONTROL VIA APP

DAIKIN

onecta

WI-FI ADAPTOR

AVAILABLE AS AN OPTION

Designer Decoration Panel

Benefits

- › Flat façade design blends in with any stylish interior
- › Redesign of inlet air flow and suction filter reduces visible dust marks
- › Ideal for restaurants and retail where design matters



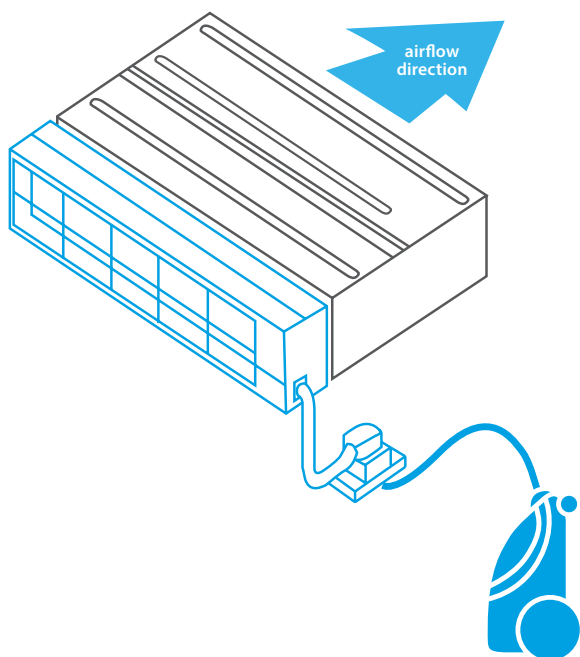
Specification & Compatibility

Model	Colour	Dimensions (mm)			Weight (kg)	Price	Compatibility
		Height	Width	Depth			
BYCQ140EP	White (RAL9010)	106	950	950	6.5	£353.00	FCAHG-H / FCAG-B /
BYCQ140EPB	Black (RAL9005)	106	950	950	6.5	£389.00	FXFQ-B

Accessories

Model	Description	Price
BRC7FB532F	Wireless remote controller and receiver - for White panel	£133.00
BRC7FB532FB	Wireless remote controller and receiver - for Black panel	£133.00

Auto-Cleaning Accessory for Ducted Units



With the new Auto-Cleaning Accessory for Ducted Units, all the filters in your system will be constantly kept clean and at their best. There's no need for manual cleaning. The dust box can be emptied once a month using a standard Hoover, thanks to the flexible suction port.



With no more clogged units due to excessive dust formation, your customers will enjoy a smoother system operation with reduced maintenance and running costs. By keeping the filter constantly clean, we can guarantee maximum efficiency over the lifetime of the system, avoiding sudden failures that could result in unexpected maintenance and business costs.

Compatibility

The Auto-Cleaning Accessory is compatible with the current range. The FXDQ-A and P will require a software update. The FDXM-F will require a PCB change. These updates can be carried out by a Daikin engineer. Please contact your Sales Representative or local Sales Office to have more information about this process.

Material	Description	List Price	Notes	
999485P	Write wire harness	£40.00	One-time purchase for VRV Indoor Upgrade	Alternatively, customer could request FQS to complete the upgrade for the daily flat rate of £585 + the cost of the BAE20WH or 5019331 (depending on the unit serviced)
999486P	Read wire harness	£41.00		
999495P	D-checker	£321.00		
BAE20WH	Wire Adaptor for FXDQ A/P only	£16.00	1 adaptor per FCU	
5019331	Indoor Unit PCB for FDXM-F	£127.00	1 PCB per FCU	
BAEVACEP	Adapter reduction for standard vacuum cleaner	£14.00		

Technical details

Auto-Cleaning Duct	Trade Price	Split / Sky Air		VRV																Specification			
		FDXM-F9				FXDQ-A3						FXDA-A						Height (mm)	Width (mm)	Depth (mm)			
		25	35	50	60	15	20	25	32	40	50	63	10	15	20	25	32				40	50	63
BAE20A62	£447.00	●	●			●	●	●	●				●	●	●	●	●				212	764	201
BAE20A82	£481.00								●	●							●	●		964			
BAE20A102	£511.00			●	●						●								●	1164			



FDXM-F9 / RZAG-A

Slim Ducted – Mini Sky Air



50m
PIPE RUN

Accessories:

Accessory Ref	Description	Trade Price
BRP069C81	Wi-Fi adapter for use with Daikin ONECTA App	£95.00
BRC1H52W	Wired touch screen remote controller - White (Included as standard)	£105.00
BRC1H52S	Wired touch screen remote controller - Silver	£110.00
BRC1H52K	Wired touch screen remote controller - Black	£114.00
BRC4C65	Wireless remote controller	£200.00
K.CGM	Condensing unit guard (1150 x 1150 x 650)	£388.00
K.CWB90-2	Wall bracket (90kg, 500mm support arm)	£44.00
K.DT1	Condensate drip tray for use with K.CWB90-2	£68.00
K.RSS	Wireless room mounted temperature sensor and receiver	£116.00
KLIC-DI	KNX Interface for Sky Air and VRV systems	£243.00
KRCS01-4	Remote room mounted temperature sensor	£51.00
KRP4A53 and UK.FB2	Unit/group adaptor PCB for remote on/off, status indication and temperature setting	£117.00
RS-SE	Service and configuration tool for K.RSS	£120.00
RTD-10 and UK.FB2	Enhanced function PCB for Sky Air and VRV. Duty rotation, Lead Lag control and heating interlock	£305.00
RTD-20 and UK.FB2	Energy control PCB for Sky Air and VRV	£327.00
RTD-NET and UK.FB2	Modbus interface PCB for Sky Air and VRV	£245.00
UK.RAC5	Return Air Plenum for FDXM25/35F9	£93.00
UK.RAC7	Return Air Plenum for FDXM50F9 and FDXM60F9	£119.00
UK.SAF5	Supply Air Plenum for FDXM25/35F9	£83.00
UK.SAF7	Supply Air Plenum for FDXM50F9 and FDXM60F9	£104.00

Indoor Units			FDXM35F9	FDXM50F9	FDXM60F9
Capacity	UK Total Cooling	kW	3.42	4.89	5.86
	UK Sensible Cooling	kW	2.31	3.59	4.11
	Nominal Cooling	kW	3.5	5.0	6.0
	Nominal Heating	kW	4.0	5.0	7.0
Seasonal Efficiency (EN14825) COOLING	Energy Label		A+	A+	A+
	Pdesign	kW	3.5	5.0	6.0
Annual Energy Consumption kWh	SEER		5.90	5.90	5.70
	Annual Energy Consumption kWh		208	296	368
	Energy Label		A	A	A
Seasonal Efficiency (EN14825) HEATING	Pdesign	kW	3.5	4.3	4.5
	SCOP		3.90	3.90	3.90
Annual Energy Consumption kWh		1255	1544	1616	
Air Flow Rate (Cooling)	High / Med / Low	m³/sec	0.145 / 0.133 / 0.122	0.263 / 0.243 / 0.222	0.267 / 0.247 / 0.225
External Static Pressure	Nominal	Pa	30	40	40
Dimensions	Height	mm	200	200	200
	Width	mm	750	1150	1150
	Depth	mm	620	620	620
Weight		kg	21	28	28
Sound Pressure (Cooling)	High / Med / Low	dBA	35 / 33 / 27	38 / 35 / 30	38 / 35 / 30
Sound Pressure (Heating)	High / Med / Low	dBA	35 / 33 / 27	38 / 35 / 30	38 / 35 / 30
Sound Power (Cooling)		dBA	53	55	56

Outdoor Units			RZAG35A	RZAG50A	RZAG60A
Dimensions	Height x Width x Depth	mm	734 x 870 x 373	734 x 870 x 373	734 x 870 x 373
Weight		kg	52	52	52
Electrical Details	Power Supply		1ph	1ph	1ph
	Maximum Input Current (MCA) A		14.53	15.23	17.10
	Max Fuse Size	A	16	16	20
Interconnection Wiring	Core / Cable Size		3+E / 1.5	3+E / 1.5	3+E / 1.5
Piping Connections	Liquid / Gas	inches (mm)	1/4 (6.4) / 3/8 (9.5)	1/4 (6.4) / 1/2 (12.7)	1/4 (6.4) / 1/2 (12.7)
Pipework	Maximum Length	m	50	50	50
	Maximum Vertical Rise	m	30	30	30
	Precharged to	m	30	30	30
	Additional charge	g/m	20	20	20
	Holding charge	kg	1.55	1.55	1.55
	Sound Pressure (Cooling)	Nominal	dBA	48	49
Sound Pressure (Heating)	Nominal	dBA	48	49	50
Sound Power (Cooling)		dBA	62	63	64
Operating Range (Cooling)	Min / Max	°CDB	-20 / 52	-20 / 52	-20 / 52
Operating Range (Heating)	Min / Max	°CWB	-21 / 18	-21 / 18	-21 / 18
Air Flow Rate (Cooling)	Nominal	m³/sec	0.918	0.918	0.918

Indoor Unit Trade Price (Includes: BRC1H52W)	£582.00	£630.00	£690.00
Condensing Unit Trade Price	£982.00	£1,198.00	£1,312.00
Total System Price	£1,564.00	£1,828.00	£2,002.00

Notes & Features:

- › All fan coils supplied as standard with air filter
- › The chassis with a height of 200mm makes the FDXM-F9 ideal for a ceiling void of 240mm



RZAG35-60A

Madoka BRC1H52W

WI-FI CONTROL VIA APP

DAIKIN

onecta

WI-FI ADAPTOR

AVAILABLE AS AN OPTION

FDXM-F9 / RXM-R

Slim Ducted - Standard Inverter



Accessories:

Accessory Ref	Description	Trade Price
BRP069C81	Wi-Fi adapter for use with Daikin ONECTA App	£95.00
BRC1H52W	Wired touch screen remote controller - White (Included as standard)	£105.00
BRC1H52S	Wired touch screen remote controller - Silver	£110.00
BRC1H52K	Wired touch screen remote controller - Black	£114.00
BRC4C65	Wireless remote controller	£200.00
K.CGM	Condensing unit guard (1150 x 1150 x 650)	£388.00
K.CGS	Condensing unit guard (750 x 1050 x 460)	£280.00
K.CWB90-2	Wall bracket (90kg, 500mm support arm)	£44.00
K.DT1	Condensate drip tray for use with K.CWB90-2	£68.00
K.RSS	Wireless room mounted temperature sensor and receiver	£116.00
KLIC-DI	KNX Interface for Sky Air and VRV systems	£243.00
KRC501-4	Remote room mounted temperature sensor	£51.00
KRP4A53 and UK.FB2	Unit/group adaptor PCB for remote on/off, status indication and temperature setting	£117.00
RS-SE	Service and configuration tool for K.RSS	£120.00
RTD-10 and UK.FB2	Enhanced function PCB for Sky Air and VRV. Duty rotation, Lead Lag control and heating interlock	£305.00
RTD-20 and UK.FB2	Energy control PCB for Sky Air and VRV	£327.00
RTD-NET and UK.FB2	Modbus interface PCB for Sky Air and VRV	£245.00
UK.RAC5	Return Air Plenum for FDXM25/35F9	£93.00
UK.RAC7	Return Air Plenum for FDXM50F9 and FDXM60F9	£119.00
UK.SAF5	Supply Air Plenum for FDXM25/35F9	£83.00
UK.SAF7	Supply Air Plenum for FDXM50F9 and FDXM60F9	£104.00

Indoor Units			FDXM25F9	FDXM35F9	FDXM50F9	FDXM60F9
Capacity	UK Total Cooling	kW	2.35	3.32	4.89	5.86
	UK Sensible Cooling	kW	1.81	2.26	3.33	4.11
	Nominal Cooling	kW	2.4	3.4	5.0	6.0
	Nominal Heating	kW	3.2	4.0	5.8	7.0
Seasonal Efficiency (EN14825) COOLING	Energy Label		A+	A	A+	A
	Pdesign	kW	2.4	3.4	5.0	6.0
	SEER		5.68	5.26	5.77	5.56
	Annual Energy Consumption	kWh	148	226	303	378
Seasonal Efficiency (EN14825) HEATING	Energy Label		A+	A	A	A
	Pdesign	kW	2.6	2.9	4.0	4.6
	SCOP		4.24	3.88	3.93	3.80
	Annual Energy Consumption	kWh	858	1046	1424	1693
Air Flow Rate (Cooling)	High / Med / Low	m³/sec	0.145 / 0.133 / 0.122	0.145 / 0.133 / 0.122	0.263 / 0.243 / 0.222	0.267 / 0.247 / 0.225
External Static Pressure	Nominal	Pa	30	30	40	40
Dimensions	Height	mm	200	200	200	200
	Width	mm	750	750	1150	1150
	Depth	mm	620	620	620	620
Weight		kg	21	21	28	28
Sound Pressure (Cooling)	High / Med / Low	dBA	35 / 33 / 27	35 / 33 / 27	38 / 35 / 30	38 / 35 / 30
Sound Pressure (Heating)	High / Med / Low	dBA	35 / 33 / 27	35 / 33 / 27	38 / 35 / 30	38 / 35 / 30
Sound Power (Cooling)		dBA	53	53	55	56

Outdoor Units			RXM25R9	RXM35R9	RXM50R	RXM60R
Dimensions	Height x Width x Depth	mm	550 x 765 x 285	550 x 765 x 285	734 x 870 x 373	734 x 870 x 373
Weight		kg	32	32	49	49
Electrical Details	Power Supply	1ph	1ph	1ph	1ph	1ph
	Maximum Input Current (MCA)	A	10.92	10.92	14.87	15.42
	Max Fuse Size	A	13	13	16	16
Interconnection Wiring	Core / Cable Size		3+E / 1.5	3+E / 1.5	3+E / 1.5	3+E / 1.5
Piping Connections	Liquid / Gas	inches (mm)	1/4 (6.4) / 3/8 (9.5)	1/4 (6.4) / 3/8 (9.5)	1/4 (6.4) / 1/2 (12.7)	1/4 (6.4) / 1/2 (12.7)
Pipework	Maximum Length	m	20	20	30	30
	Maximum Vertical Rise	m	15	15	20	20
	Precharged to	m	10	10	10	10
	Additional charge	g/m	20	20	20	20
	Holding charge	kg	0.76	0.76	1.15	1.15
	Sound Pressure (Cooling)	Nominal	dBA	46	49	48
Sound Pressure (Heating)	Nominal	dBA	47	49	49	49
Sound Power (Cooling)		dBA	58	61	62	63
Operating Range (Cooling)	Min / Max	°CDB	-10 / 50	-10 / 50	-10 / 50	-10 / 50
Operating Range (Heating)	Min / Max	°CWB	-15 / 18	-15 / 18	-15 / 18	-15 / 18
Air Flow Rate (Cooling)	Nominal	m³/sec	0.472	0.600	0.777	0.777

Indoor Unit Trade Price (Includes: BRC1H52W)	£522.00	£582.00	£630.00	£690.00
Condensing Unit Trade Price	£571.00	£664.00	£833.00	£887.00
Total System Price	£1,093.00	£1,246.00	£1,463.00	£1,577.00

Notes & Features:

- > All fan coils supplied as standard with air filter



RXM42-60R

Madoka BRC1H52W

WI-FI CONTROL VIA APP

DAIKIN

onecta

WI-FI ADAPTOR

AVAILABLE AS AN OPTION



FBA-A9 / RZAG-A

Ducted – Mini Sky Air



50m
PIPE RUN

Accessories:

Accessory Ref	Description	Trade Price
BRP069C81	Wi-Fi adapter for use with Daikin ONECTA App	£95.00
BRC1H52W	Wired touch screen remote controller - White (Included as standard)	£105.00
BRC1H52S	Wired touch screen remote controller - Silver	£110.00
BRC1H52K	Wired touch screen remote controller - Black	£114.00
BRC4C65	Wireless remote controller	£200.00
K.CGM	Condensing unit guard (1150 x 1150 x 650)	£388.00
K.CWB90-2	Wall bracket (90kg, 500mm support arm)	£44.00
K.DT1	Condensate drip tray for use with K.CWB90-2	£68.00
K.RSS	Wireless room mounted temperature sensor and receiver	£116.00
KLIC-DI	KNX Interface for Sky Air and VRV systems	£243.00
KRCS01-4	Remote room mounted temperature sensor	£51.00
KRP4A53 and UK.FB2	Unit/group adaptor PCB for remote on/off, status indication and temperature setting	£117.00
RS-SE	Service and configuration tool for K.RSS	£120.00
RTD-10 and UK.FB2	Enhanced function PCB for Sky Air and VRV. Duty rotation, Lead Lag control and heating interlock	£305.00
RTD-20 and UK.FB2	Energy control PCB for Sky Air and VRV	£327.00
RTD-NET and UK.FB2	Modbus interface PCB for Sky Air and VRV	£245.00
UK.RC2	Return chamber - FBA35-50 - 2X200mm Spg	£96.00
UK.RC3	Return chamber - FBA60-71 - 2X200mm Spg	£106.00
UK.RC3A	Return chamber - FBA60-71 - 3X200mm Spg	£115.00
UK.SF2	Supply flange - FBA35-50 - 2x200 Spg	£88.00
UK.SF3	Supply flange - FBA60-71 - 2x200 Spg	£96.00
UK.SF3A	Supply flange - FBA60-71 - 3x200 Spg	£103.00

Indoor Units			FBA35A9	FBA50A9	FBA60A9
Capacity	UK Total Cooling	kW	3.42	4.89	5.86
	UK Sensible Cooling	kW	2.96	3.57	4.23
	Nominal Cooling	kW	3.5	5.0	6.0
	Nominal Heating	kW	4.0	6.0	7.0
Seasonal Efficiency (EN14825) COOLING	Energy Label		A++	A+	A++
	Pdesign	kW	3.5	5.0	6.0
	SEER		6.12	6.30	6.15
Seasonal Efficiency (EN14825) HEATING	Annual Energy Consumption kWh		200	278	341
	Energy Label		A+	A+	A+
	Pdesign	kW	4.2	4.3	4.5
SCOP	Annual Energy Consumption kWh		4.10	4.10	4.10
	SEER		6.12	6.30	6.15
	Annual Energy Consumption kWh		1434	1469	1537
Air Flow Rate (Cooling)	High / Med / Low	m³/sec	0.250 / 0.208 / 0.175	0.250 / 0.208 / 0.175	0.300 / 0.250 / 0.208
External Static Pressure	High / Nom	Pa	150/30	150/30	150/30
Dimensions	Height	mm	245	245	245
	Width	mm	700	700	1000
	Depth	mm	800	800	800
Weight		kg	28	28	35
Sound Pressure (Cooling)	High / Med / Low	dB(A)	35 / 32 / 29	35 / 32 / 29	30 / 28 / 25
Sound Pressure (Heating)	High / Med / Low	dB(A)	37 / 34 / 29	37 / 34 / 29	31 / 28 / 25
Sound Power (Cooling)		dB(A)	60	60	56

Outdoor Units			RZAG35A	RZAG50A	RZAG60A
Dimensions	Height x Width x Depth	mm	734 x 870 x 373	734 x 870 x 373	734 x 870 x 373
Weight		kg	52	52	52
Electrical Details	Power Supply		1ph	1ph	1ph
	Maximum Input Current (MCA) A		15.63	15.63	17.40
	Max Fuse Size	A	16	16	20
Interconnection Wiring	Core / Cable Size		3+E / 1.5	3+E / 1.5	3+E / 1.5
Piping Connections	Liquid / Gas	inches (mm)	1/4 (6.4) / 3/8 (9.5)	1/4 (6.4) / 1/2 (12.7)	1/4 (6.4) / 1/2 (12.7)
Pipework	Maximum Length	m	50	50	50
	Maximum Vertical Rise	m	30	30	30
	Precharged to	m	30	30	30
	Additional charge	g/m	20	20	20
	Holding charge	kg	1.55	1.55	1.55
Sound Pressure (Cooling)	Nominal	dB(A)	48	49	50
Sound Pressure (Heating)	Nominal	dB(A)	48	49	50
Sound Power (Cooling)		dB(A)	62	63	64
Operating Range (Cooling)	Min / Max	°CDB	-20 / 52	-20 / 52	-20 / 52
Operating Range (Heating)	Min / Max	°CWB	-21 / 18	-21 / 18	-21 / 18
Air Flow Rate (Cooling)	Nominal	m³/sec	0.918	0.918	0.918

Indoor Unit Trade Price (Includes: BRC1H52W)	£677.00	£713.00	£787.00
Condensing Unit Trade Price	£982.00	£1,198.00	£1,312.00
Total System Price	£1,659.00	£1,911.00	£2,099.00

Notes & Features:

- All fan coils supplied as standard with air filter
- FBA35A9 fan coil requires a separate 1ph power supply. Please refer to the installation manual



RZAG35-60A

Madoka BRC1H52W

WI-FI CONTROL VIA APP

DAIKIN


onecta

WI-FI ADAPTOR

AVAILABLE AS AN OPTION

FBA-A9 / RXM-R

Ducted – Standard Inverter



Accessories:

Accessory Ref	Description	Trade Price
BRP069C81	Wi-Fi adapter for use with Daikin ONECTA App	£95.00
BRC1H52W	Wired touch screen remote controller - White (Included as standard)	£105.00
BRC1H52S	Wired touch screen remote controller - Silver	£110.00
BRC1H52K	Wired touch screen remote controller - Black	£114.00
BRC4C65	Wireless remote controller	£200.00
K.CGM	Condensing unit guard (1150 x 1150 x 650)	£388.00
K.CWB90-2	Wall bracket (90kg, 500mm support arm)	£44.00
K.DT1	Condensate drip tray for use with K.CWB90-2	£68.00
K.RSS	Wireless room mounted temperature sensor and receiver	£116.00
KLIC-DI	KNX Interface for Sky Air and VRV systems	£243.00
KRCS01-4	Remote room mounted temperature sensor	£51.00
KRP4A53 and UK.FB2	Unit/group adaptor PCB for remote on/off, status indication and temperature setting	£117.00
RS-SE	Service and configuration tool for K.RSS	£120.00
RTD-10 and UK.FB2	Enhanced function PCB for Sky Air and VRV. Duty rotation, Lead Lag control and heating interlock	£305.00
RTD-20 and UK.FB2	Energy control PCB for Sky Air and VRV	£327.00
RTD-NET and UK.FB2	Modbus interface PCB for Sky Air and VRV	£245.00
UK.RC2	Return chamber - FBA35-50 - 2X200mm Spg	£96.00
UK.RC3	Return chamber - FBA60-71 - 2X200mm Spg	£106.00
UK.RC3A	Return chamber - FBA60-71 - 3X200mm Spg	£115.00
UK.SF2	Supply flange - FBA35-50 - 2x200 Spg	£88.00
UK.SF3	Supply flange - FBA60-71 - 2x200 Spg	£96.00
UK.SF3A	Supply flange - FBA60-71 - 3x200 Spg	£103.00

Indoor Units			FBA35A9	FBA50A9	FBA60A9
Capacity	UK Total Cooling	kW	3.42	4.89	5.57
	UK Sensible Cooling	kW	2.99	3.55	4.09
	Nominal Cooling	kW	3.5	5.0	5.7
	Nominal Heating	kW	4.0	5.5	7.0
Seasonal Efficiency (EN14825) COOLING	Energy Label		A++	A++	A+
	Pdesign	kW	3.4	5.0	5.7
	SEER		6.23	6.27	5.91
	Annual Energy Consumption	kWh	191	279	337
Seasonal Efficiency (EN14825) HEATING	Energy Label		A+	A+	A+
	Pdesign	kW	2.9	4.4	4.6
	SCOP		4.07	4.06	4.01
	Annual Energy Consumption	kWh	996	1517	1607
Air Flow Rate (Cooling)	High / Med / Low	m³/sec	0.250 / 0.208 / 0.175	0.250 / 0.208 / 0.175	0.300 / 0.250 / 0.208
External Static Pressure	High / Nom	Pa	150 / 30	150 / 30	150 / 30
Dimensions	Height	mm	245	245	245
	Width	mm	700	700	1000
	Depth	mm	800	800	800
Weight		kg	28	28	35
Sound Pressure (Cooling)	High / Med / Low	dBA	35 / 32 / 29	35 / 32 / 29	30 / 28 / 25
Sound Pressure (Heating)	High / Med / Low	dBA	37 / 34 / 29	37 / 34 / 29	31 / 28 / 25
Sound Power (Cooling)		dBA	60	60	56

Outdoor Units			RXM35R9	RXM50R	RXM60R
Dimensions	Height x Width x Depth	mm	550 x 765 x 285	734 x 870 x 373	734 x 870 x 373
Weight		kg	32	49	49
Electrical Details	Power Supply		1ph	1ph	1ph
	Maximum Input Current (MCA) A		12.29	15.42	15.86
	Max Fuse Size	A	13	16	16
Interconnection Wiring	Core / Cable Size		3+E / 1.5	3+E / 1.5	3+E / 1.5
Piping Connections	Liquid / Gas	inches (mm)	1/4 (6.4) / 3/8 (9.5)	1/4 (6.4) / 1/2 (12.7)	1/4 (6.4) / 1/2 (12.7)
Pipework	Maximum Length	m	20	30	30
	Maximum Vertical Rise	m	15	20	20
	Precharged to	m	10	10	10
	Additional charge	g/m	20	20	20
	Holding charge	kg	0.76	1.15	1.15
	Sound Pressure (Cooling)	Nominal	dBA	49	48
Sound Pressure (Heating)	Nominal	dBA	49	49	49
Sound Power (Cooling)		dBA	61	62	63
Operating Range (Cooling)	Min / Max	°CDB	-10 / 50	-10 / 50	-10 / 50
Operating Range (Heating)	Min / Max	°CWB	-15 / 18	-15 / 18	-15 / 18
Air Flow Rate (Cooling)	Nominal	m³/sec	0.600	0.777	0.777

Indoor Unit Trade Price (Includes: BRC1H52W)	£677.00	£713.00	£787.00
Condensing Unit Trade Price	£664.00	£833.00	£887.00
Total System Price	£1,341.00	£1,546.00	£1,674.00

Notes & Features:

- › All fan coils supplied as standard with air filter
- › FBA35A9 fan coil requires a separate 1ph power supply. Please refer to the installation manual



RXM42-60R

Madoka BRC1H52W

WI-FI CONTROL VIA APP

DAIKIN

onecta


WI-FI ADAPTOR

AVAILABLE AS AN OPTION



FDA-A / RZAG-N / RZASG-M / RZA-D

Ultra High Static Ducted – Alpha & Advance



Accessories:

Accessory Ref	Description	Trade Price
BRP069C81	Wi-Fi adapter for use with Daikin ONECTA App (for FDA125A)	£95.00
BRP069C82	Wi-Fi adapter for use with Daikin ONECTA App (for FDA200 & 250A)	£95.00
BRC1H52W	Wired touch screen remote controller - White (Included as standard)	£105.00
BRC1H52S	Wired touch screen remote controller - Silver	£110.00
BRC1H52K	Wired touch screen remote controller - Black	£114.00
BRC4C65	Wireless remote controller	£200.00
EKROR03	Remote on/off control interface kit	£35.00
K.CGM	Condensing unit guard (1150 x 1150 x 650)	£388.00
K.CWBXL	Wall bracket (250kg, 660mm support arm)	£88.00
K.DT2	Condensate drip tray for use with K.CWBXL	£75.00
KLIC-DI	KNX Interface for Sky Air and VRV systems	£243.00
KRCS01-4	Remote room mounted temperature sensor (for FDA125A)	£51.00
KRCS01-8B	Remote room mounted temperature sensor (for FDA200 & 250A)	£109.00
K.RSS	Wireless room mounted temperature sensor and receiver (for FDA125A)	£116.00
SB.K.RSS_FDA	Wireless room mounted temperature sensor and receiver (for FDA200 & 250A)	£130.00
KRP4A53 and UK.FB2	Unit/group adaptor PCB for remote on/off, status indication and temperature setting	£117.00
RTD-10 and UK.FB2	Enhanced function PCB for Sky Air and VRV. Duty rotation, Lead Lag control and heating interlock	£305.00
RTD-20 and UK.FB2	Energy control PCB for Sky Air and VRV	£327.00
RTD-NET and UK.FB2	Modbus interface PCB for Sky Air and VRV	£245.00

Indoor Units			Single Phase		3 Phase			
			FDA125A	FDA125A	FDA125A	FDA125A	FDA200A	FDA250A
Capacity	UK Total Cooling	kW	13.60	13.60	13.60	13.60	20.8	22.9
	UK Sensible Cooling	kW	9.30	9.30	9.30	9.30	17.5	20.1
	Nominal Cooling	kW	12.1	12.1	12.1	12.1	19.0	22.0
	Nominal Heating	kW	13.5	13.5	13.5	13.5	22.4	24.0
Seasonal Efficiency (EN14825)	Pdesign	kW	12.1	12.1	12.1	12.1	19.0	22.0
	SEER		6.59	5.03	6.59	5.03	6.26	5.38
COOLING	ηs,c	%	261	198	261	198	247	212
	Annual Energy Consumption	kWh	1102	1444	1102	1444	1821	2455
	Pdesign	kW	9.52	6.00	9.52	6.00	11.2	12.1
	SCOP		4.35	3.58	4.35	3.58	3.59	3.55
Seasonal Efficiency (EN14825)	ηs,h	%	171	140	171	140	141	139
	Annual Energy Consumption	kWh	3064	2346	3064	2346	4368	4765
HEATING	High / Med / Low	m³/sec	0.650 / - / 0.467	0.650 / - / 0.467	0.650 / - / 0.467	0.650 / - / 0.467	1.067 / 0.833 / 0.600	1.150 / 0.933 / 0.717
	High / Nom	Pa	200/50	200/50	200/50	200/50	250/62	250/62
	Depth	mm	700	700	700	700	1100	1100
Dimensions	Height	mm	300	300	300	300	470	470
	Width	mm	1400	1400	1400	1400	1490	1490
	Depth	mm	700	700	700	700	1100	1100
Weight		kg	45	45	45	45	104	115
Sound Pressure (Cooling)	High / Med / Low	dBA	40 / - / 33	40 / - / 33	40 / - / 33	40 / - / 33	43 / 39 / 36	44 / 40 / 37
Sound Pressure (Heating)	High / Med / Low	dBA	40 / - / 33	40 / - / 33	40 / - / 33	40 / - / 33	43 / 39 / 36	44 / 40 / 37
Sound Power (Cooling)		dBA	66	66	66	66	69	71

Outdoor Units			RZAG125NV1	RZASG125MV1	RZAG125NY1	RZASG125MY1	RZA200D	RZA250D
Series			Alpha	Advance	Alpha	Advance	Advance	Advance
Dimensions	Height x Width x Depth	mm	870 x 1100 x 460	990 x 940 x 320	870 x 1100 x 460	990 x 940 x 320	870 x 1100 x 460	870 x 1100 x 460
Weight		kg	92	70	92	70	117	117
Electrical Details	Power Supply		1ph	1ph	3ph	3ph	3ph	3ph
	Maximum Input Current (MCA)	A	28.2	28.9	15.7	15.7	15.9	15.9
	Max Fuse Size	A	32	32	16	16	20	20
Interconnection Wiring	Core / Cable Size		3+E / 1.5	3+E / 1.5	3+E / 1.5	3+E / 1.5	3+E / 2.5	3+E / 2.5
Piping Connections	Liquid / Gas	inches (mm)	3/8 (9.5) / 5/8 (15.9)	3/8 (9.5) / 5/8 (15.9)	3/8 (9.5) / 5/8 (15.9)	3/8 (9.5) / 5/8 (15.9)	3/8 (9.5) / 7/8 (22.2)	3/8 (9.5) / 7/8 (22.2)
Pipework	Maximum Length	m	85	50	85	50	100	100
	Maximum Vertical Rise	m	30	30	30	30	30	30
	Precharged to	m	40	30	40	30	30	30
	Additional charge	g/m	35	35	35	35	45	45
	Holding charge	kg	3.7	2.60	3.7	2.60	5.00	5.00
Sound Pressure (Cooling)	Nom / Night Quiet	dBA	50	53/44	50	53/44	53	57
Sound Pressure (Heating)	Nom / Night Quiet	dBA	52	57/44	52	57/44	60	63
Sound Power (Cooling)		dBA	69	71	69	71	73	76
Operating Range (Cooling)	Min / Max	°CDB	-20 / 52	-15 / 46	-20 / 52	-15 / 46	-20 / 46	-20 / 46
Operating Range (Heating)	Min / Max	°CWB	-20 / 18	-15 / 15.5	-20 / 18	-15 / 15.5	-20 / 15	-20 / 15
Air Flow Rate (Cooling)	Nominal	m³/sec	1.333	1.183	1.333	1.183	1.683	1.983

Indoor Unit Trade Price (Includes: BRC1H52W)	£1,521.00	£1,521.00	£1,521.00	£1,521.00	£2,232.00	£2,734.00
Condensing Unit Trade Price	£2,168.00	£1,620.00	£2,268.00	£1,670.00	£3,324.00	£3,590.00
Total System Price	£3,689.00	£3,141.00	£3,789.00	£3,191.00	£5,556.00	£6,324.00

Notes & Features:


- › All fan coils supplied as standard with air filter
- › Up to 250Pa External Static Pressure
- › Auto balancing airflow / ESP on commissioning
- › FDA200-250A requires separate 1ph power supply. Please refer to the installation manual



WI-FI ADAPTOR AVAILABLE AS AN OPTION

FBA-A / RZAG-N

Ducted – Alpha



Accessories:

Accessory Ref	Description	Trade Price
BRP069C81	Wi-Fi adapter for use with Daikin ONECTA App	£95.00
BRC1H52W	Wired touch screen remote controller - White (Included as standard)	£105.00
BRC1H52S	Wired touch screen remote controller - Silver	£110.00
BRC1H52K	Wired touch screen remote controller - Black	£114.00
BRC4C65	Wireless remote controller	£200.00
K.CGM	Condensing unit guard (1150 x 1150 x 650)	£388.00
K.CWBXL	Wall bracket (250kg, 660mm support arm)	£88.00
K.DT2	Condensate drip tray for use with K.CWBXL	£75.00
K.RSS	Wireless room mounted temperature sensor and receiver	£116.00
KLIC-DI	KNX Interface for Sky Air and VRV systems	£243.00
KRCS01-4	Remote room mounted temperature sensor	£51.00
KRP4A53 and UK.FB2	Unit/group adaptor PCB for remote on/off, status indication and temperature setting	£117.00
RS-SE	Service and configuration tool for K.RSS	£120.00
RTD-10 and UK.FB2	Enhanced function PCB for Sky Air and VRV. Duty rotation, Lead Lag control and heating interlock	£305.00
RTD-20 and UK.FB2	Energy control PCB for Sky Air and VRV	£327.00
RTD-NET and UK.FB2	Modbus interface PCB for Sky Air and VRV	£245.00
UK.RC3	Return Chamber - FBA60-71 - 2X200mm Spg	£106.00
UK.RC3A	Return Chamber - FBA60-71 - 3X200mm Spg	£115.00
UK.RC4	Return Chamber - FBA100-125-140 - 4X200mm Spg	£143.00
UK.SF3	Supply flange - FBA60-71 - 2x200 Spg	£96.00
UK.SF3A	Supply flange - FBA60-71 - 3x200 Spg	£103.00
UK.SF4	Supply flange - FBA100-125-140 - 4x200 Spg	£129.00

Indoor Units			Single Phase				3 Phase			
			FBA71A9	FBA100A	FBA125A	FBA140A	FBA71A9	FBA100A	FBA125A	FBA140A
Capacity	UK Total Cooling	kW	7.76	10.85	13.60	14.93	7.76	10.85	13.60	14.93
	UK Sensible Cooling	kW	5.32	7.44	9.30	10.25	5.32	7.44	9.30	10.25
	Nominal Cooling	kW	6.8	9.5	12.1	13.4	6.8	9.5	12.1	13.4
	Nominal Heating	kW	7.5	10.8	13.5	15.5	7.5	10.8	13.5	15.5
	Energy Label		A++	A++	-	-	A++	A++	-	-
Seasonal Efficiency (EN14825) COOLING	Pdesign	kW	6.8	9.5	12.1	13.4	6.8	9.5	12.1	13.4
	SEER		6.5	6.47	6.56	6.42	6.5	6.47	6.56	6.42
	ηs,c	%	-	-	259	254	-	-	259	254
	Annual Energy Consumption	kWh	366	514	1107	1252	366	514	1107	1252
Seasonal Efficiency (EN14825) HEATING	Energy Label		A+	A+	-	-	A+	A+	-	-
	Pdesign	kW	4.70	7.80	9.52	9.52	4.70	7.80	9.52	9.52
	SCOP		4.20	4.36	4.37	4.34	4.20	4.36	4.37	4.34
	ηs,h	%	-	-	172	171	-	-	172	171
Annual Energy Consumption	kWh	1566	2505	3050	3070	1566	2505	3050	3070	
Air Flow Rate (Cooling)	High / Med / Low	m³/sec	0.300 / 0.250 / 0.208	0.483 / 0.433 / 0.383	0.567 / 0.483 / 0.392	0.567 / 0.483 / 0.392	0.300 / 0.250 / 0.208	0.483 / 0.433 / 0.383	0.567 / 0.483 / 0.392	0.567 / 0.483 / 0.392
External Static Pressure	High / Nom	Pa	150 / 30	150 / 40	150 / 50	150 / 50	150 / 30	150 / 40	150 / 50	150 / 50
Dimensions	Height	mm	245	245	245	245	245	245	245	245
	Width	mm	1000	1400	1400	1400	1000	1400	1400	1400
	Depth	mm	800	800	800	800	800	800	800	800
Weight		kg	35	46	46	46	35	46	46	46
Sound Pressure (Cooling)	High / Med / Low	dBA	30 / 28 / 25	34 / 32 / 30	37 / 35 / 32	37 / 35 / 32	30 / 28 / 25	34 / 32 / 30	37 / 35 / 32	37 / 35 / 32
Sound Pressure (Heating)	High / Med / Low	dBA	31 / 28 / 25	36 / 33 / 30	38 / 35 / 32	38 / 35 / 32	31 / 28 / 25	36 / 33 / 30	38 / 35 / 32	38 / 35 / 32
Sound Power (Cooling)		dBA	56	58	62	62	56	58	62	62

Outdoor Units			RZAG71NV1	RZAG100NV1	RZAG125NV1	RZAG140NV1	RZAG71NY1	RZAG100NY1	RZAG125NY1	RZAG140NY1
Dimensions	Height x Width x Depth	mm	870 x 1100 x 460	870 x 1100 x 460	870 x 1100 x 460	870 x 1100 x 460	870 x 1100 x 460	870 x 1100 x 460	870 x 1100 x 460	870 x 1100 x 460
Weight		kg	81	85	95	95	81	85	95	95
Electrical Details	Power Supply	1ph	1ph	1ph	1ph	1ph	3ph	3ph	3ph	3ph
	Maximum Input Current (MCA) A		18.3	24.4	30.1	30.1	10.4*	13.5*	13.5*	13.5*
	Max Fuse Size	A	20	32	32	32	16	16	16	16
Interconnection Wiring	Core / Cable Size		3+E / 1.5	3+E / 1.5	3+E / 1.5	3+E / 1.5	3+E / 1.5	3+E / 1.5	3+E / 1.5	3+E / 1.5
Piping Connections	Liquid / Gas	inches (mm)	3/8 (9.5) / 5/8 (15.9)	3/8 (9.5) / 5/8 (15.9)	3/8 (9.5) / 5/8 (15.9)	3/8 (9.5) / 5/8 (15.9)	3/8 (9.5) / 5/8 (15.9)	3/8 (9.5) / 5/8 (15.9)	3/8 (9.5) / 5/8 (15.9)	3/8 (9.5) / 5/8 (15.9)
	Pipework									
Pipework	Maximum Length	m	55	85	85	85	55	85	85	85
	Maximum Vertical Rise	m	30	30	30	30	30	30	30	30
	Precharged to	m	40	40	40	40	40	40	40	40
	Additional charge	g/m	35	35	35	35	35	35	35	35
Holding charge		kg	3.2	3.2	3.7	3.7	3.2	3.2	3.7	3.7
	Sound Pressure (Cooling)	Nom / Night Quiet	dBA	46 / 44	47 / 45	49 / 47	50 / 48	46 / 44	47 / 45	49 / 47
Sound Pressure (Heating)	Nom / Night Quiet	dBA	48 / 44	50 / 45	52 / 47	52 / 48	48 / 44	50 / 45	52 / 47	52 / 48
Sound Power (Cooling)		dBA	64	66	69	70	64	66	69	70
Operating Range (Cooling)	Min / Max	°CDB	-20 / 52	-20 / 52	-20 / 52	-20 / 52	-20 / 52	-20 / 52	-20 / 52	-20 / 52
Operating Range (Heating)	Min / Max	°CWB	-20 / 18	-20 / 18	-20 / 18	-20 / 18	-20 / 18	-20 / 18	-20 / 18	-20 / 18
Air Flow Rate (Cooling)	Nominal	m³/sec	1.133	1.117	1.333	1.450	1.133	1.117	1.333	1.450
Meets ETL criteria			●	●	●	●	●	●	●	●
Indoor Unit Trade Price (Includes: BRC1H52W)			£1,127.00	£1,177.00	£1,390.00	£1,611.00	£1,127.00	£1,177.00	£1,390.00	£1,611.00
Condensing Unit Trade Price			£1,551.00	£1,969.00	£2,168.00	£2,474.00	£1,599.00	£2,060.00	£2,268.00	£2,606.00
Total System Price			£2,678.00	£3,146.00	£3,558.00	£4,085.00	£2,726.00	£3,237.00	£3,658.00	£4,217.00

Notes:

- > Fan coil requires a separate 1ph power supply. Please refer to the installation manual.



RZAG71-140N




WI-FI ADAPTOR
AVAILABLE AS AN OPTION

R-32 BLUEEVOLUTION
SkyAir Advance-series

FBA-A / RZASG-M

Ducted – Advance



Indoor Units			Single Phase				3 Phase		
			FBA71A9	FBA100A	FBA125A	FBA140A	FBA100A	FBA125A	FBA140A
Capacity	UK Total Cooling	kW	7.28	10.80	13.60	14.90	10.80	13.60	14.90
	UK Sensible Cooling	kW	4.99	7.44	9.30	10.25	7.44	9.30	10.25
	Nominal Cooling	kW	6.8	9.5	12.1	13.4	9.5	12.1	13.4
	Nominal Heating	kW	7.5	10.8	13.5	15.5	10.8	13.5	15.5
Seasonal Efficiency (EN14825) COOLING	Energy Label		A++	A+	-	-	A+	-	-
	Pdesign	kW	6.8	9.5	12.1	13.4	9.5	12.1	13.4
	SEER		6.19	5.83	5.49	5.81	5.83	5.27	5.81
	ηs,c	%	-	-	217	229	-	217	229
	Annual Energy Consumption	kWh	385	570	1322	1384	570	1378	1384
Seasonal Efficiency (EN14825) HEATING	Energy Label		A+	A	-	-	A	-	-
	Pdesign	kW	4.5	6.0	6.0	7.8	6.0	6.0	7.8
	SCOP		4.01	3.85	3.63	3.85	3.85	3.63	3.85
	ηs,h	%	-	-	142	151	-	142	151
	Annual Energy Consumption	kWh	1571	2182	2314	2836	2182	2314	2836
Air Flow Rate (Cooling)	High / Med / Low	m³/sec	0.300 / 0.250 / 0.208	0.483 / 0.433 / 0.383	0.567 / 0.483 / 0.392	0.567 / 0.483 / 0.392	0.483 / 0.433 / 0.383	0.567 / 0.483 / 0.392	0.567 / 0.483 / 0.392
External Static Pressure	High / Nom	Pa	150 / 30	150 / 40	150 / 50	150 / 50	150 / 40	150 / 50	150 / 50
Dimensions	Height	mm	245	245	245	245	245	245	245
	Width	mm	1000	1400	1400	1400	1400	1400	1400
	Depth	mm	800	800	800	800	800	800	800
	Weight	kg	35	46	46	46	46	46	46
Sound Pressure (Cooling)	High / Med / Low	dB(A)	30 / 28 / 25	34 / 32 / 30	37 / 35 / 32	37 / 35 / 32	34 / 32 / 30	37 / 35 / 32	37 / 35 / 32
Sound Pressure (Heating)	High / Med / Low	dB(A)	31 / 28 / 25	36 / 33 / 30	38 / 35 / 32	38 / 35 / 32	36 / 33 / 30	38 / 35 / 32	38 / 35 / 32
Sound Power (Cooling)		dB(A)	56	58	62	62	58	62	62

Outdoor Units			RZASG71MV1	RZASG100MV1	RZASG125MV1	RZASG140MV1	RZASG100MY1	RZASG125MY1	RZASG140MY1
Dimensions	Height x Width x Depth	mm	770 x 900 x 320	990 x 940 x 320	990 x 940 x 320	990 x 940 x 320	990 x 940 x 320	990 x 940 x 320	990 x 940 x 320
Weight		kg	60	70	70	78	70	70	77
Electrical Details	Power Supply		1ph	1ph	1ph	1ph	3ph	3ph	3ph
	Maximum Input Current (MCA)	A	17.5	21.8	28.3	27.6	14.6	15.1	15.1
	Max Fuse Size	A	20	25	32	32	16	16	16
Interconnection Wiring	Core / Cable Size		3+E / 1.5	3+E / 1.5	3+E / 1.5	3+E / 1.5	3+E / 1.5	3+E / 1.5	3+E / 1.5
Piping Connections	Liquid / Gas	inches (mm)	3/8 (9.5) / 5/8 (15.9)	3/8 (9.5) / 5/8 (15.9)	3/8 (9.5) / 5/8 (15.9)	3/8 (9.5) / 5/8 (15.9)	3/8 (9.5) / 5/8 (15.9)	3/8 (9.5) / 5/8 (15.9)	3/8 (9.5) / 5/8 (15.9)
			Pipework	Maximum Length	m	50	50	50	50
	Maximum Vertical Rise	m	30	30	30	30	30	30	30
	Precharged to	m	30	30	30	30	30	30	30
	Additional charge	g/m	35	35	35	35	35	35	35
	Holding charge	kg	2.45	2.60	2.60	2.90	2.60	2.60	2.90
Sound Pressure (Cooling)	Nom / Night Quiet	dB(A)	46 / 42	53 / 44	53 / 44	54 / 44	53 / 44	53 / 44	54 / 44
Sound Pressure (Heating)	Nom / Night Quiet	dB(A)	47 / 42	57 / 44	57 / 44	57 / 44	57 / 44	57 / 44	57 / 44
Sound Power (Cooling)		dB(A)	65	70	71	73	70	71	73
Operating Range (Cooling)	Min / Max	°CDB	-15 / 46	-15 / 46	-15 / 46	-15 / 46	-15 / 46	-15 / 46	-15 / 46
Operating Range (Heating)	Min / Max	°CWB	-15 / 15.5	-15 / 15.5	-15 / 15.5	-15 / 15.5	-15 / 15.5	-15 / 15.5	-15 / 15.5
Air Flow Rate (Cooling)	Nominal	m³/sec	0.933	1.150	1.183	1.267	1.150	1.183	1.267
Indoor Unit Trade Price (Includes: BRC1H52W)			1,127.00	1,177.00	1,390.00	1,611.00	1,177.00	1,390.00	1,611.00
Condensing Unit Trade Price			1,069.00	1,478.00	1,620.00	1,803.00	1,524.00	1,670.00	1,859.00
Total System Price			2,196.00	2,655.00	3,010.00	3,414.00	2,701.00	3,060.00	3,470.00

Notes & Features:


- > All fan coils supplied as standard with air filter
- > New chassis with height of 245mm makes the FBA-A one of the slimmest medium static units on the market



WI-FI ADAPTOR AVAILABLE AS AN OPTION

FBA-A / AZAS-M/R

Ducted – Active



Accessories:

Accessory Ref	Description	Trade Price
BRP069C81	Wi-Fi adaptor for use with Daikin ONECTA App	£95.00
BRC1H52W	Wired touch screen remote controller - White (Included as standard)	£105.00
BRC1H52S	Wired touch screen remote controller - Silver	£110.00
BRC1H52K	Wired touch screen remote controller - Black	£114.00
BRC4C65	Wireless remote controller	£200.00
K.CGL	Condensing unit guard (1450 x 1150 x 650)	£463.00
K.CGM	Condensing unit guard (1150 x 1150 x 650)	£388.00
K.CWB140-2	Wall bracket (140kg, 540mm support arm)	£58.00
K.CWB90-2	Wall bracket (90kg, 500mm support arm)	£44.00
K.DT1	Condensate drip tray for use with K.CWB90-2	£68.00
K.DT2	Condensate drip tray for use with K.CWB140-2	£75.00
K.RSS	Wireless room mounted temperature sensor and receiver	£116.00
KLIC-DI	KNX Interface for Sky Air and VRV systems	£243.00
KRCS01-4	Remote room mounted temperature sensor	£51.00
KRP4A53 and UK.FB2	Unit/group adaptor PCB for remote on/off, status indication and temperature setting	£117.00
RS-SE	Service and configuration tool for K.RSS	£120.00
RTD-10 and UK.FB2	Enhanced function PCB for Sky Air and VRV. Duty rotation, Lead Lag control and heating interlock	£305.00
RTD-20 and UK.FB2	Energy control PCB for Sky Air and VRV	£327.00
RTD-NET and UK.FB2	Modbus interface PCB for Sky Air and VRV	£245.00
UK.RC3	Return Chamber - FBA60-71 - 2X200mm Spg	£106.00
UK.RC3A	Return Chamber - FBA60-71 - 3X200mm Spg	£115.00
UK.RC4	Return Chamber - FBA100-125-140 - 4X200mm Spg	£143.00
UK.SF3	Supply flange - FBA60-71 - 2x200 Spg	£96.00
UK.SF3A	Supply flange - FBA60-71 - 3x200 Spg	£103.00
UK.SF4	Supply flange - FBA100-125-140 - 4x200 Spg	£129.00

Indoor Units			Single Phase				3 Phase		
			FBA71A9	FBA100A	FBA125A	FBA140A	FBA100A	FBA125A	FBA140A
Capacity	UK Total Cooling	kW	6.65	10.80	13.60	14.90	10.80	13.60	14.90
	UK Sensible Cooling	kW	4.15	7.44	9.30	10.25	7.44	9.30	10.25
	Nominal Cooling	kW	6.8	9.5	12.1	13.4	9.5	12.1	13.4
	Nominal Heating	kW	7.5	10.8	13.5	15.5	10.8	13.5	15.5
Seasonal Efficiency (EN14825) COOLING	Energy Label		A	A	-	-	A	-	-
	Pdesign	kW	6.8	9.5	12.1	13.0	9.5	12.1	13.0
	SEER		5.57	5.25	4.85	5.50	5.25	4.85	5.50
	ηs,c	%	-	-	191	217	-	191	217
	Annual Energy Consumption	kWh	427	633	1497	1418	633	1497	1418
Seasonal Efficiency (EN14825) HEATING	Energy Label		A	A	-	-	A	-	-
	Pdesign	kW	4.5	6.0	6.0	7.8	6.0	6.0	7.8
	SCOP		3.81	3.81	3.55	3.85	3.81	3.55	3.85
	ηs,h	%	-	-	139	151	-	139	151
	Annual Energy Consumption	kWh	1654	2205	2366	2836	2205	2366	2836
Air Flow Rate (Cooling)	High / Med / Low	m³/sec	0.300 / 0.250 / 0.208	0.483 / 0.433 / 0.383	0.567 / 0.483 / 0.392	0.567 / 0.483 / 0.392	0.483 / 0.433 / 0.383	0.567 / 0.483 / 0.392	0.567 / 0.483 / 0.392
External Static Pressure	High / Nom	Pa	150 / 30	150 / 40	150 / 50	150 / 50	150 / 40	150 / 50	150 / 50
Dimensions	Height	mm	245	245	245	245	245	245	245
	Width	mm	1000	1400	1400	1400	1400	1400	1400
	Depth	mm	800	800	800	800	800	800	800
Weight		kg	35	46	46	46	46	46	46
Sound Pressure (Cooling)	High / Med / Low	dBA	30 / 28 / 25	34 / 32 / 30	37 / 35 / 32	37 / 35 / 32	34 / 32 / 30	37 / 35 / 32	37 / 35 / 32
Sound Pressure (Heating)	High / Med / Low	dBA	31 / 28 / 25	36 / 33 / 30	38 / 35 / 32	38 / 35 / 32	36 / 33 / 30	38 / 35 / 32	38 / 35 / 32
Sound Power (Cooling)		dBA	56	58	62	62	58	62	62

Outdoor Units			ARXM71R	AZAS100MV1	AZAS125MV1	AZAS140MV1	AZAS100MY1	AZAS125MY1	AZAS140MY1
Dimensions	Height x Width x Depth	mm	734 x 954 x 401	990 x 940 x 320	990 x 940 x 320	990 x 940 x 320	990 x 940 x 320	990 x 940 x 320	990 x 940 x 320
Weight		kg	49	70	70	78	70	70	77
Electrical Details	Power Supply		1ph	1ph	1ph	1ph	3ph	3ph	3ph
	Maximum Input Current (MCA) A		15.83	21.8	28.3	27.6	14.6	15.1	15.1
	Max Fuse Size	A	16	25	32	32	16	16	16
Interconnection Wiring	Core / Cable Size		3+E / 1.5	3+E / 1.5	3+E / 1.5	3+E / 1.5	3+E / 1.5	3+E / 1.5	3+E / 1.5
Piping Connections	Liquid / Gas	inches (mm)	3/8 (9.5) / 5/8 (15.9)	3/8 (9.5) / 5/8 (15.9)	3/8 (9.5) / 5/8 (15.9)	3/8 (9.5) / 5/8 (15.9)	3/8 (9.5) / 5/8 (15.9)	3/8 (9.5) / 5/8 (15.9)	3/8 (9.5) / 5/8 (15.9)
	Pipework	Maximum Length	m	30	30	30	30	30	30
	Maximum Vertical Rise	m	20	30	30	30	30	30	30
	Precharged to	m	10	30	30	30	30	30	30
	Additional charge	g/m	0.35	N/A	N/A	N/A	N/A	N/A	N/A
	Holding charge	kg	1.15	2.60	2.60	2.90	2.60	2.60	2.90
Sound Pressure (Cooling)	Nom / Night Quiet	dBA	52	53 / 44	53 / 44	54 / 44	53 / 44	53 / 44	54 / 44
Sound Pressure (Heating)	Nom / Night Quiet	dBA	52	57 / 44	57 / 44	57 / 44	57 / 44	57 / 44	57 / 44
Sound Power (Cooling)		dBA	65	70	71	73	70	71	73
Operating Range (Cooling)	Min / Max	°CDB	-10/46	-5 / 46	-5 / 46	-5 / 46	-5 / 46	-5 / 46	-5 / 46
Operating Range (Heating)	Min / Max	°CWB	-15/18	-15 / 15.5	-15 / 15.5	-15 / 15.5	-15 / 15.5	-15 / 15.5	-15 / 15.5
Air Flow Rate (Cooling)	Nominal	m³/sec	0.776	1.150	1.183	1.266	1.150	1.183	1.266

Indoor Unit Trade Price (Includes: BRC1H52W)	1,127.00	1,177.00	1,390.00	1,611.00	1,177.00	1,390.00	1,611.00
Condensing Unit Trade Price	930.00	1,144.00	1,284.00	1,438.00	1,207.00	1,353.00	1,515.00
Total System Price	2,057.00	2,321.00	2,674.00	3,049.00	2,384.00	2,743.00	3,126.00



WI-FI ADAPTOR
AVAILABLE AS AN OPTION

Easyzone Air Cooling and Heating System

The Easyzone system offers a low installation cost and versatile way to control the temperature of multiple spaces from a single ducted fan coil as part of a Split, Sky Air or VRV system.

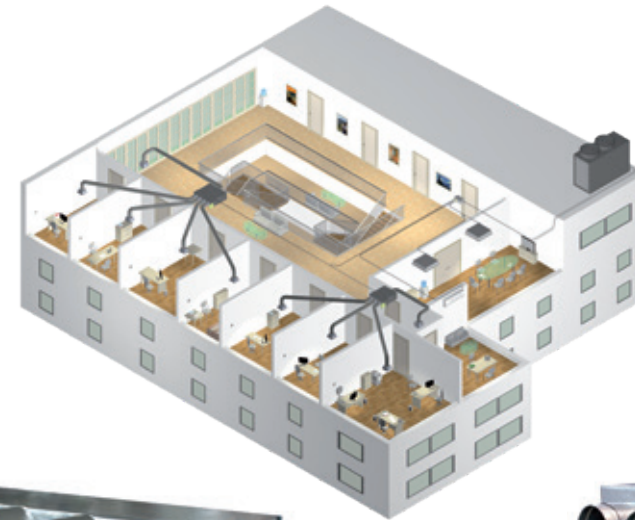
The system consists of an adaptor that fits onto the ducted fan coil, which has between two and eight round duct adaptors depending on how many rooms you want to supply. Each adaptor has its own motorised damper controlling the volume of conditioned air delivered to the space, enabling individual temperature control in each room.

Each room can have either a wireless standard (Think), simplified (Lite) controller or centralised (Blueface) controller, which is linked to the Easyzone adaptor kit. The system must have at least one centralised (Blueface) controller and a BRC1H*.


Easyzone is available for the following fan coils:

Model	Class											
FXSQ-A	15	20	25	32	40	50	63	80	100	125	140	
FXDQ-A3		20	25	32	40	50	63					
FBA-A(9)				35		50	60	71	100	125	140	
FDXM-F9			25	35		50	60					

Easyzone kit Part Number	No of ducts	Duct size mm	Compatible models	Trade Price
AZEZ6DAIST07XS2	2	200	FXSQ15A FXSQ20A FXSQ25A FXSQ32A	£937.00
AZEZ6DAIST07XS3	3	200	FXSQ15A FXSQ20A FXSQ25A FXSQ32A	£1,009.00
AZEZ6DAIST07S2	2	200	FBA35A9 FBA50A9 FXSQ40A FXSQ50A	£937.00
AZEZ6DAIST07S3	3	200	FBA35A9 FBA50A9 FXSQ40A FXSQ50A	£1,009.00
AZEZ6DAIST07S4	4	200	FBA35A9 FBA50A9 FXSQ40A FXSQ50A	£1,077.00
AZEZ6DAIST07M4	4	200	FBA60A9 FBA71A9 FXSQ63A FXSQ80A	£1,077.00
AZEZ6DAIST07M5	5	200	FBA60A9 FBA71A9 FXSQ63A FXSQ80A	£1,202.00
AZEZ6DAIST07M6	6	200	FBA60A9 FBA71A9 FXSQ63A FXSQ80A	£1,375.00
AZEZ6DAIST07L5	5	200	FBA100A FBA125A FBA140A FXSQ100A FXSQ125A	£1,202.00
AZEZ6DAIST07L6	6	200	FBA100A FBA125A FBA140A FXSQ100A FXSQ125A	£1,375.00
AZEZ6DAIST07L7	7	200	FBA100A FBA125A FBA140A FXSQ100A FXSQ125A	£1,454.00
AZEZ6DAIST07L8	8	200	FBA100A FBA125A FBA140A FXSQ100A FXSQ125A	£1,532.00
AZEZ6DAIST07XL7	7	200	FXSQ140A	£1,454.00
AZEZ6DAIST07XL8	8	200	FXSQ140A	£1,532.00
AZEZ6DAISL01S2	2	150	FDXM25F9 FDXM35F9 FXDQ15A3 FXDQ20A3 FXDQ25A3 FXDQ32A3	£973.00
AZEZ6DAISL01S3	3	150	FDXM25F9 FDXM35F9 FXDQ15A3 FXDQ20A3 FXDQ25A3 FXDQ32A3	£1,047.00
AZEZ6DAISL01M4	4	150	FXDQ40A3 FXDQ50A3	£1,116.00
AZEZ6DAISL01L5	5	150	FDXM50F9 FDXM60F9 FXDQ63A3	£1,192.00



Small commercial example



Compact ceiling void for FXDQ-A3 and FDXM-F9



Standard ceiling void for FBA-A(9) and FXSQ-A



AZCE6BLUEFACECB



AZCE6THINKRB



AZCE6LITERB



BRC1H52W remote control







Minimum requirements: Daikin Ducted unit from the list above + associated Easyzone kit, 1xBRC1H*, 1xAZCE6BLURFACECB Blueface controller and additional AZCE* controllers per room as required.

Note: EasyZone is not compatible with VRV R32 ducted indoor units.


Accessories for Easyzone system

Daikin offers a series of new accessories to increase the flexibility and speed of installation of the Easyzone multi-room air conditioning system.



Zone room controllers

Model	Description	Trade Price
 BRC1H52W	Wired touch screen remote controller - White	£105.00
 AZCE6BLUEFACECB	Main room thermostat (at least 1 required)	£176.00
 AZCE6THINKRB	Additional wireless touch screen room thermostat (Think)	£201.00
 AZCE6THINKCB	Additional wired touch screen room thermostat (Think)	£184.00
 AZCE6LITERB	Additional wireless touch screen room thermostat (Lite)	£158.00
 AZCE6LITECB	Additional wired touch screen room thermostat (Lite)	£127.00

Zone controlling cabling


Model	Description	Trade Price
 AZX6CABLEBUS15	15m of interconnecting cable for Easyzone thermostats	£14.00
AZX6CABLEBUS100	100m of interconnecting cable for Easyzone thermostats	£105.00

Webserver cloud control

Model	Description	Trade Price
 AZX6WSC5GER	PCB mounted Webserver cloud (wireless)	£236.00
 AZX6WSPHUB	Free standing Webserver cloud (wired)	£236.00


N.B. These interfaces cannot be combined with the BACNet or KNX gateways.

BACNet gateway

Model	Description	Trade Price
 AZX6WSPBAC	BACNET gateway	£236.00



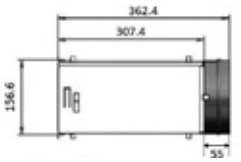
N.B. In addition to a AZX6BACNET per Easyzone unit, a DCM009A51 BACNet Client software is required per Intelligent Touch Manager
This gateway cannot be combined with either Webserver cloud controller or the KNX gateway.

KNX gateway

Model	Description	Trade Price
 AZX6KNXGTWAY	KNX gateway	£236.00

N.B. This interface cannot be combined with either Webserver cloud controller or the BACNet gateway

Supply air diffusers and plenum

Model	Description	Trade Price
 RDHV040015BKX	Air diffuser - wall	£28.00
 RLQV040015BKX	Air diffuser - ceiling	£42.00
 PREJ040015T	Plenum for wall & ceiling diffuser	£92.00

Return air diffuser c/w filter and plenum

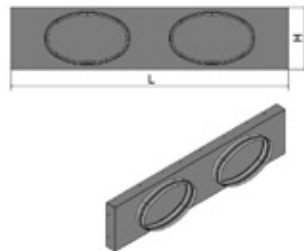
Model	Description	Trade Price
 RRFR050050BTX	Air intake filter slot + filter <u>Fan coil units:</u> FBA35A, FBA50A, FXSQ15A, FXSQ20A, FXSQ25A, FXSQ32A, FXSQ40A, FXSQ50A (1 diffuser Required) <u>Fan coil units:</u> FBA60A, FBA71A, FXSQ63A, FXSQ80A (2 diffusers Required) <u>Fan coil units:</u> FBA100A, FBA125A, FBA140A, FXSQ100A, FXSQ125A, FXSQ140A (4 diffusers Required)	£154.00
 BR500	Air intake plenum for RRF050050BTX	£208.00

N.B. The Ø250Emm connections are elliptical in shape but are equivalent to a Ø250mm circular connection.

Air intake plenums

Designed to perfectly match the return air connection on the Daikin indoor unit, a range of air intake plenums is now available.

Each plenum is provided with a number of Ø250Emm* spigots to ensure adequate airflow is available for correct unit operation.



Model	Description	Compatible FCU	Trade Price
AZCEZDAPR07XS	Standard unit return plenum – XS (1 spigot)	FXSQ15A, FXSQ20A, FXSQ25A, FXSQ32A	£105.00
AZCEZDAPR07S	Standard unit return plenum – S (1 spigot)	FBA35A, FBA50A, FXSQ40A, FXSQ50A	£105.00
AZCEZDAPR07M	Standard unit return plenum – M (2 spigots)	FBA60A, FBA71A, FXSQ63A, FXSQ80A	£120.00
AZCEZDAPR07L	Standard unit return plenum – L (4 spigots)	FBA100A, FBA125A, FBA140A, FXSQ100A, FXSQ125A	£154.00
AZCEZDAPR07XL	Standard unit return plenum - XL (4 spigots)	FXSQ140A	£172.00

N.B. The Ø250Emm connections are elliptical in shape but are equivalent to a Ø250mm circular connection.





FVA-A / RZAG-N

Floor Standing – Alpha



Indoor Units			Single Phase				3 Phase			
			FVA71A	FVA100A	FVA125A	FVA140A	FVA71A	FVA100A	FVA125A	FVA140A
Capacity	UK Total Cooling	kW	7.76	10.85	13.6	14.93	7.76	10.85	13.6	14.93
	UK Sensible Cooling	kW	5.32	7.44	9.3	10.25	5.32	7.44	9.3	10.25
	Nominal Cooling	kW	6.8	9.5	12.1	13.4	6.8	9.5	12.1	13.4
	Nominal Heating	kW	7.5	10.8	13.5	15.5	7.5	10.8	13.5	15.5
Seasonal Efficiency (EN14825) COOLING	Energy Label		A++	A++	-	-	A++	A++	-	-
	Pdesign	kW	6.8	9.5	12.1	13.4	6.8	9.5	12.1	13.4
	SEER		6.34	6.40	6.41	6.12	6.34	6.40	6.41	6.12
	ηs,c	%	-	-	253	242	-	-	253	242
Seasonal Efficiency (EN14825) HEATING	Energy Label		A+	A+	-	-	A+	A+	-	-
	Pdesign	kW	4.70	7.80	9.52	9.52	4.70	7.80	9.52	9.52
	SCOP		4.05	4.20	4.15	3.94	4.05	4.20	4.15	3.94
	ηs,h	%	-	-	163	155	-	-	163	155
Air Flow Rate (Cooling)	Annual Energy Consumption	kWh	1625	2600	3209	3383	1625	2600	3209	3383
	High / Med / Low	m³/sec	0.300 / 0.267 / 0.233	0.467 / 0.417 / 0.367	0.467 / 0.433 / 0.400	0.500 / 0.467 / 0.433	0.300 / 0.267 / 0.233	0.467 / 0.417 / 0.367	0.467 / 0.433 / 0.400	0.500 / 0.467 / 0.433
Dimensions	Height	mm	1850	1850	1850	1850	1850	1850	1850	1850
	Width	mm	600	600	600	600	600	600	600	600
	Depth	mm	270	350	350	350	270	350	350	350
Weight		kg	42	50	50	50	42	50	50	50
Sound Pressure (Cooling)	High / Medium / Low	dBA	43 / 41 / 38	50 / 47 / 44	51 / 48 / 46	53 / 51 / 48	43 / 41 / 38	50 / 47 / 44	51 / 48 / 46	53 / 51 / 48
	High / Nom / Low	dBA	43 / 41 / 38	50 / 47 / 44	51 / 48 / 46	53 / 51 / 48	43 / 41 / 38	50 / 47 / 44	51 / 48 / 46	53 / 51 / 48
Sound Power (Cooling)		dBA	55	62	63	65	55	62	63	65

Outdoor Units			RZAG71NV1	RZAG100NV1	RZAG125NV1	RZAG140NV1	RZAG71NY1	RZAG100NY1	RZAG125NY1	RZAG140NY1
Dimensions	Height x Width x Depth	mm	870 x 1100 x 460	870 x 1100 x 460	870 x 1100 x 460	870 x 1100 x 460	870 x 1100 x 460	870 x 1100 x 460	870 x 1100 x 460	870 x 1100 x 460
Weight		kg	81	85	95	95	81	85	95	95
Electrical Details	Power Supply		1ph	1ph	1ph	1ph	3ph	3ph	3ph	3ph
	Maximum Input Current (MCA) A		17.8	22.4	27.6	27.9	11.2	15.1	15.1	15.4
	Max Fuse Size	A	20	32	32	32	16	16	16	16
Interconnection Wiring	Core / Cable Size		3+E / 1.5	3+E / 1.5	3+E / 1.5	3+E / 1.5	3+E / 1.5	3+E / 1.5	3+E / 1.5	3+E / 1.5
Piping Connections	Liquid / Gas	inches (mm)	3/8 (9.5) / 5/8 (15.9)	3/8 (9.5) / 5/8 (15.9)	3/8 (9.5) / 5/8 (15.9)	3/8 (9.5) / 5/8 (15.9)	3/8 (9.5) / 5/8 (15.9)	3/8 (9.5) / 5/8 (15.9)	3/8 (9.5) / 5/8 (15.9)	3/8 (9.5) / 5/8 (15.9)
	Pipework									
Pipework	Maximum Length	m	55	85	85	85	55	85	85	85
	Maximum Vertical Rise	m	30	30	30	30	30	30	30	30
	Precharged to	m	40	40	40	40	40	40	40	40
	Additional charge	g/m	35	35	35	35	35	35	35	35
	Holding charge	kg	3.2	3.2	3.7	3.7	3.2	3.2	3.7	3.7
Sound Pressure (Cooling)	Nom / Night Quiet	dBA	46 / 44	47 / 45	49 / 47	50 / 48	46 / 44	47 / 45	49 / 47	50 / 48
Sound Pressure (Heating)	Nom / Night Quiet	dBA	48 / 44	50 / 45	52 / 47	52 / 48	48 / 44	50 / 45	52 / 47	52 / 48
Sound Power (Cooling)		dBA	64	66	69	70	64	66	69	70
Operating Range (Cooling)	Min / Max	°CDB	-20 / 52	-20 / 52	-20 / 52	-20 / 52	-20 / 52	-20 / 52	-20 / 52	-20 / 52
Operating Range (Heating)	Min / Max	°CWB	-20 / 18	-20 / 18	-20 / 18	-20 / 18	-20 / 18	-20 / 18	-20 / 18	-20 / 18
Air Flow Rate (Cooling)	Nominal	m³/sec	1.133	1.117	1.333	1.450	1.133	1.117	1.333	1.450

Indoor Unit Trade Price (Includes: BRC1H52W)	£1,306.00	£1,436.00	£1,583.00	£1,703.00	£1,306.00	£1,436.00	£1,583.00	£1,703.00
Condensing Unit Trade Price	£1,551.00	£1,969.00	£2,168.00	£2,474.00	£1,599.00	£2,060.00	£2,268.00	£2,606.00
Total System Price	£2,857.00	£3,405.00	£3,751.00	£4,177.00	£2,905.00	£3,496.00	£3,851.00	£4,309.00

Accessories:

Accessory Ref	Description	Trade Price
BRP069C81	Wi-Fi adapter for use with Daikin ONECTA App	£95.00
BRC1E53A	Wired Remote Controller suitable for integration in front panel	£116.00
BRC1H52W	Wired touch screen remote controller - White (Included as standard)	£105.00
BRC1H52S	Wired touch screen remote controller - Silver	£110.00
BRC1H52K	Wired touch screen remote controller - Black	£114.00
K.CGM	Condensing unit guard (1150 x 1150 x 650)	£388.00
K.CWBXL	Wall bracket (250kg, 660mm support arm)	£88.00
K.DT2	Condensate drip tray for use with K.CWBXL	£75.00
KLIC-DI	KNX Interface for Sky Air and VRV systems	£243.00
KRP4A53 and UK.FB2	Unit/group adaptor PCB for remote on/off, status indication and temperature setting	£117.00
RTD-10 and UK.FB2	Enhanced function PCB for Sky Air and VRV. Duty rotation, Lead Lag control and heating interlock	£305.00
RTD-20 and UK.FB2	Energy control PCB for Sky Air and VRV	£327.00
RTD-NET and UK.FB2	Modbus interface PCB for Sky Air and VRV	£245.00

Notes & Features:

- Vertical air flow pattern can be adjusted manually to match requirements
- Controllable horizontal air-blow patterns
- Comms, computer and server room cooling possible with EDP setting (Alpha only)



RZAG71-140N



onecta

WI-FI ADAPTOR

AVAILABLE AS AN OPTION

FVA-A / RZASG-M

Floor Standing – Advance



Indoor Units			Single Phase				3 Phase		
			FVA71A	FVA100A	FVA125A	FVA140A	FVA100A	FVA125A	FVA140A
Capacity	UK Total Cooling	kW	7.28	10.80	13.60	14.90	10.80	13.60	14.90
	UK Sensible Cooling	kW	4.99	7.44	9.30	10.25	7.44	9.30	10.25
	Nominal Cooling	kW	6.8	9.5	12.1	13.4	9.5	12.1	13.4
	Nominal Heating	kW	7.5	10.8	13.5	15.5	10.8	13.5	15.5
Seasonal Efficiency (EN14825) COOLING	Energy Label		A+	A+	-	-	A+	-	-
	Pdesign	kW	6.8	9.5	12.1	13.4	9.5	12.1	13.4
	SEER		5.83	5.72	5.52	5.63	5.72	5.52	5.63
	ηs,c	%	-	-	218	222	-	218	222
	Annual Energy Consumption	kWh	408	581	1314	1428	581	1314	1428
Seasonal Efficiency (EN14825) HEATING	Energy Label		A+	A	-	-	A	-	-
	Pdesign	kW	4.5	6.0	6.0	7.8	6.0	6.0	7.8
	SCOP		4.04	3.83	3.64	3.81	3.83	3.64	3.81
	ηs,h	%	-	-	143	149	-	143	149
	Annual Energy Consumption	kWh	1559	2193	2308	2866	2193	2308	2866
Air Flow Rate (Cooling)	High / Med / Low	m³/sec	0.300 / 0.267 / 0.233	0.467 / 0.417 / 0.367	0.467 / 0.433 / 0.400	0.500 / 0.467 / 0.433	0.467 / 0.417 / 0.367	0.467 / 0.433 / 0.400	0.500 / 0.467 / 0.433
Dimensions	Height	mm	1850	1850	1850	1850	1850	1850	1850
	Width	mm	600	600	600	600	600	600	600
	Depth	mm	270	350	350	350	350	350	350
Weight		kg	42	50	50	50	50	50	
Sound Pressure (Cooling)	High / Med / Low	dBA	43 / 41 / 38	50 / 47 / 44	51 / 48 / 46	53 / 51 / 48	50 / 47 / 44	51 / 48 / 46	53 / 51 / 48
Sound Pressure (Heating)	High / Nom / Low	dBA	43 / 41 / 38	50 / 47 / 44	51 / 48 / 46	53 / 51 / 48	50 / 47 / 44	51 / 48 / 46	53 / 51 / 48
Sound Power (Cooling)		dBA	55	62	63	65	62	63	65

Outdoor Units			RZASG71MV1	RZASG100MV1	RZASG125MV1	RZASG140MV1	RZASG100MY1	RZASG125MY1	RZASG140MY1
Dimensions	Height x Width x Depth	mm	770 x 900 x 320	990 x 940 x 320	990 x 940 x 320	990 x 940 x 320	990 x 940 x 320	990 x 940 x 320	990 x 940 x 320
Weight		kg	60	70	70	78	70	70	77
Electrical Details	Power Supply		1ph	1ph	1ph	1ph	3ph	3ph	3ph
	Maximum Input Current (MCA)	A	17.6	22.0	28.0	27.5	14.8	14.8	15.0
	Max Fuse Size	A	20	25	32	32	16	16	16
Interconnection Wiring	Core / Cable Size		3+E / 1.5	3+E / 1.5	3+E / 1.5	3+E / 1.5	3+E / 1.5	3+E / 1.5	3+E / 1.5
Piping Connections	Liquid / Gas	inches (mm)	3/8 (9.5) / 5/8 (15.9)	3/8 (9.5) / 5/8 (15.9)	3/8 (9.5) / 5/8 (15.9)	3/8 (9.5) / 5/8 (15.9)	3/8 (9.5) / 5/8 (15.9)	3/8 (9.5) / 5/8 (15.9)	3/8 (9.5) / 5/8 (15.9)
Pipework	Maximum Length	m	50	50	50	50	50	50	50
	Maximum Vertical Rise	m	30	30	30	30	30	30	30
	Precharged to	m	30	30	30	30	30	30	30
	Additional charge	g/m	35	35	35	35	35	35	35
	Holding charge	kg	2.45	2.60	2.60	2.90	2.60	2.60	2.90
Sound Pressure (Cooling)	Nom / Night Quiet	dBA	46 / 42	53 / 44	53 / 44	54 / 44	53 / 44	53 / 44	54 / 44
Sound Pressure (Heating)	Nom / Night Quiet	dBA	47 / 42	57 / 44	57 / 44	57 / 44	57 / 44	57 / 44	57 / 44
Sound Power (Cooling)		dBA	65	70	71	73	70	71	73
Operating Range (Cooling)	Min / Max	°CDB	-15 / 46	-15 / 46	-15 / 46	-15 / 46	-15 / 46	-15 / 46	-15 / 46
Operating Range (Heating)	Min / Max	°CWB	-15 / 15.5	-15 / 15.5	-15 / 15.5	-15 / 15.5	-15 / 15.5	-15 / 15.5	-15 / 15.5
Air Flow Rate (Cooling)	Nominal	m³/sec	0.933	1.150	1.183	1.267	1.150	1.183	1.267

Indoor Unit Trade Price (Includes: BRC1H52W)	£1,306.00	£1,436.00	£1,583.00	£1,703.00	£1,436.00	£1,583.00	£1,703.00
Condensing Unit Trade Price	£1,069.00	£1,478.00	£1,620.00	£1,803.00	£1,524.00	£1,670.00	£1,859.00
Total System Price	£2,375.00	£2,914.00	£3,203.00	£3,506.00	£2,960.00	£3,253.00	£3,562.00



WI-FI ADAPTOR
AVAILABLE AS AN OPTION



FNA-A9 / RZAG-A

Concealed Floor Standing – Mini Sky Air



50m
PIPE RUN

Accessories:

Accessory Ref	Description	Trade Price
BRP069C81	Wi-Fi adapter for use with Daikin ONECTA App	£95.00
BRC1H52W	Wired touch screen remote controller - White (Included as standard)	£105.00
BRC1H52S	Wired touch screen remote controller - Silver	£110.00
BRC1H52K	Wired touch screen remote controller - Black	£114.00
BRC2E52C	Wired simplified remote controller (without auto swing)	£120.00
BRC4C65	Wireless remote controller	£200.00
K.CGM	Condensing Unit Guard (1150 x 1150 x 650)	£388.00
K.CWB90-2	Wall bracket (90kg, 500mm support arm)	£44.00
K.DT1	Condensate drip tray for use with K.CWB90-2	£68.00
K.RSS	Wireless room mounted temperature sensor and receiver	£116.00
KLIC-DI	KNX Interface for Sky Air and VRV systems	£243.00
KRCS01-4	Remote room mounted temperature sensor	£51.00
KRP4A53 and UK.FB2	Unit/group adaptor PCB for remote on/off, status indication and temperature setting	£117.00
RS-SE	Service and configuration tool for K.RSS	£120.00
RTD-10 and UK.FB2	Enhanced function PCB for Sky Air and VRV. Duty rotation, Lead Lag control and heating interlock	£305.00
RTD-20 and UK.FB2	Energy control PCB for Sky Air and VRV	£327.00
RTD-NET and UK.FB2	Modbus interface PCB for Sky Air and VRV	£245.00

Indoor Units			FNA35A9	FNA50A9	FNA60A9
Capacity	UK Total Cooling	kW	3.42	4.89	5.86
	UK Sensible Cooling	kW	2.31	3.66	4.11
	Nominal Cooling	kW	3.5	5.0	6.0
	Nominal Heating	kW	4.0	5.0	7.0
Seasonal Efficiency (EN14825) COOLING	Energy Label		A+	A+	A+
	Pdesign	kW	3.5	5.0	6.0
Annual Energy Consumption kWh	SEER		5.90	5.90	5.70
	Annual Energy Consumption kWh		208	297	368
	Energy Label		A	A	A
Seasonal Efficiency (EN14825) HEATING	Pdesign	kW	3.5	4.3	4.5
	SCOP		3.90	3.90	3.90
Annual Energy Consumption kWh		1255	1542	1616	
Air Flow Rate (Cooling)	High / Nom / Low	m³/sec	0.145 / 0.133 / 0.122	0.267 / 0.247 / 0.225	0.267 / 0.247 / 0.225
External Static Pressure	High / Nom	Pa	48 / 30	49 / 40	49 / 40
Dimensions	Height	mm	620	620	620
	Width	mm	790	1190	1190
	Depth	mm	200	200	200
Weight		kg	23	30	30
Sound Pressure (Cooling)	High / Med / Low	dBA	33 / 31 / 28	36 / 33 / 30	36 / 33 / 30
Sound Pressure (Heating)	High / Med / Low	dBA	33 / 31 / 28	36 / 33 / 30	36 / 33 / 30
Sound Power (Cooling)		dBA	53	56	56

Outdoor Units			RZAG35A	RZAG50A	RZAG60A
Dimensions	Height x Width x Depth	mm	734 x 870 x 373	734 x 870 x 373	734 x 870 x 373
Weight		kg	52	52	52
Electrical Details	Power Supply		1ph	1ph	1ph
	Maximum Input Current (MCA) A		14.73	14.73	16.70
	Max Fuse Size	A	16	16	20
Interconnection Wiring	Core / Cable Size		3+E / 1.5	3+E / 1.5	3+E / 1.5
Piping Connections	Liquid / Gas	inches (mm)	1/4 (6.4) / 3/8 (9.5)	1/4 (6.4) / 1/2 (12.7)	1/4 (6.4) / 1/2 (12.7)
Pipework	Maximum Length	m	50	50	50
	Maximum Vertical Rise	m	30	30	30
	Precharged to	m	30	30	30
	Additional charge	g/m	20	20	20
	Holding charge	kg	1.55	1.55	1.55
Sound Pressure (Cooling)	Nominal	dBA	48	49	50
Sound Pressure (Heating)	Nominal	dBA	48	49	50
Sound Power (Cooling)		dBA	62	63	64
Operating Range (Cooling)	Min / Max	°CDB	-20 / 52	-20 / 52	-20 / 52
Operating Range (Heating)	Min / Max	°CWB	-21 / 18	-21 / 18	-21 / 18
Air Flow Rate (Cooling)	Nominal	m³/sec	0.918	0.918	0.918

Indoor Unit Trade Price (Includes: BRC1H52W)	£663.00	£771.00	£847.00
Condensing Unit Trade Price	£982.00	£1,198.00	£1,312.00
Total System Price	£1,645.00	£1,969.00	£2,159.00

Notes & Features:

- All fan coils supplied as standard with air filter
- FNA-A supplied with 100mm high legs for optional mounting
- Requires very little installation space
- Low height makes it ideal for installation beneath windows



RZAG35-60A

Madoka BRC1H52W

WI-FI CONTROL VIA APP

DAIKIN


onecta

WI-FI ADAPTOR

AVAILABLE AS AN OPTION

FNA-A9 / RXM-R

Concealed Floor Standing – Standard Inverter



Accessories:

Accessory Ref	Description	Trade Price
BRP069C81	Wi-Fi adapter for use with Daikin ONECTA App	£95.00
BRC1H52W	Wired touch screen remote controller - White (Included as standard)	£105.00
BRC1H52S	Wired touch screen remote controller - Silver	£110.00
BRC1H52K	Wired touch screen remote controller - Black	£114.00
BRC2E52C	Wired simplified remote controller (without auto swing)	£120.00
BRC4C65	Wireless remote controller	£200.00
K.CGM	Condensing unit guard (1150 x 1150 x 650)	£388.00
K.CGS	Condensing unit guard (750 x 1050 x 460)	£280.00
K.CWB90-2	Wall bracket (90kg, 500mm support arm)	£44.00
K.DT1	Condensate drip tray for use with K.CWB90-2	£68.00
K.RSS	Wireless room mounted temperature sensor and receiver	£116.00
KLIC-DI	KNX Interface for Sky Air and VRV systems	£243.00
KRCS01-4	Remote room mounted temperature sensor	£51.00
KRP4A53 and UK.FB2	Unit/group adaptor PCB for remote on/off, status indication and temperature setting	£117.00
RS-SE	Service and configuration tool for K.RSS	£120.00
RTD-10 and UK.FB2	Enhanced function PCB for Sky Air and VRV. Duty rotation, Lead Lag control and heating interlock	£305.00
RTD-20 and UK.FB2	Energy control PCB for Sky Air and VRV	£327.00
RTD-NET and UK.FB2	Modbus interface PCB for Sky Air and VRV	£245.00

Indoor Units			FNA25A9	FNA35A9	FNA50A9	FNA60A9
Capacity	UK Total Cooling	kW	2.54	3.32	4.89	5.86
	UK Sensible Cooling	kW	1.89	2.26	3.66	4.11
	Nominal Cooling	kW	2.6	3.4	5.0	6.0
	Nominal Heating	kW	3.2	4.0	5.8	7.0
Seasonal Efficiency (EN14825) COOLING	Energy Label		A+	A+	A+	A
	Pdesign	kW	2.6	3.4	5.0	6.0
	SEER		5.68	5.7	5.77	5.56
	Annual Energy Consumption	kWh	160	209	303	378
Seasonal Efficiency (EN14825) HEATING	Energy Label		A+	A+	A+	A+
	Pdesign	kW	2.8	2.9	4.0	4.6
	SCOP		4.24	4.05	4.09	4.16
	Annual Energy Consumption	kWh	924	1002	1369	1547
Air Flow Rate (Cooling)	High / Nom / Low	m³/sec	0.145 / 0.133 / 0.122	0.145 / 0.133 / 0.122	0.267 / 0.247 / 0.225	0.267 / 0.247 / 0.225
External Static Pressure	High / Nom	Pa	48 / 30	48 / 30	49 / 40	49 / 40
Dimensions	Height	mm	620	620	620	620
	Width	mm	790	790	1190	1190
	Depth	mm	200	200	200	200
Weight		kg	23	23	30	30
Sound Pressure (Cooling)	High / Med / Low	dBA	33 / 31 / 28	33 / 31 / 28	36 / 33 / 30	36 / 33 / 30
Sound Pressure (Heating)	High / Med / Low	dBA	33 / 31 / 28	33 / 31 / 28	36 / 33 / 30	36 / 33 / 30
Sound Power (Cooling)		dBA	53	53	56	56

Outdoor Units			RXM25R9	RXM35R9	RXM50R	RXM60R
Dimensions	Height x Width x Depth	mm	550 x 765 x 285	550 x 765 x 285	734 x 870 x 373	734 x 870 x 373
Weight		kg	32	32	49	49
Electrical Details	Power Supply		1ph	1ph	1ph	1ph
	Maximum Input Current (MCA)	A	11.17	11.17	14.43	15.09
	Max Fuse Size	A	13	13	16	16
Interconnection Wiring	Core / Cable Size		3+E / 1.5	3+E / 1.5	3+E / 1.5	3+E / 1.5
Piping Connections	Liquid / Gas	inches (mm)	1/4 (6.4) / 3/8 (9.5)	1/4 (6.4) / 3/8 (9.5)	1/4 (6.4) / 1/2 (12.7)	1/4 (6.4) / 1/2 (12.7)
Pipework	Maximum Length	m	20	20	30	30
	Maximum Vertical Rise	m	15	15	20	20
	Precharged to	m	10	10	10	10
	Additional charge	g/m	20	20	20	20
	Holding charge	kg	0.76	0.76	1.15	1.15
	Sound Pressure (Cooling)	Nominal	dBA	46	49	48
Sound Pressure (Heating)	Nominal	dBA	47	49	49	49
Sound Power (Cooling)		dBA	58	61	62	63
Operating Range (Cooling)	Min / Max	°CDB	-10 / 50	-10 / 50	-10 / 50	-10 / 50
Operating Range (Heating)	Min / Max	°CWB	-15 / 18	-15 / 18	-15 / 18	-15 / 18
Air Flow Rate (Cooling)	Nominal	m³/sec	0.472	0.600	0.777	0.777

Indoor Unit Trade Price (Includes: BRC1H52W)	£537.00	£663.00	£771.00	£847.00
Condensing Unit Trade Price	£571.00	£664.00	£833.00	£887.00
Total System Price	£1,108.00	£1,327.00	£1,604.00	£1,734.00

Notes & Features:

- › All fan coils supplied as standard with air filter
- › FNA-A supplied with 100mm high legs for optional mounting
- › Requires very little installation space
- › Low height makes it ideal for installation beneath windows



RXM42-60R

Madoka BRC1H52W

WI-FI CONTROL VIA APP

DAIKIN

onecta

WI-FI ADAPTOR
AVAILABLE AS AN OPTION

FVXM-A / RXM-R

Floor Standing Cased – Standard Inverter



Accessories:

Accessory Ref	Description	Trade Price
EKRS21	Wire harness for new S21 port for all marked (*) options	£9.00
BRC073*	Wired remote Control - Connection cable required	£103.00
BRCW901A03	3m extension cord required for wired remote control BRC073	£17.00
BRCW901A08	8m extension cord required for wired remote control BRC073	£26.00
KRP413A15*	Adaptor PCB for remote on/off control - constant/pulse contact	£96.00
KRP928A25*	Adaptor PCB for interface to Daikin centralised control systems	£172.00
KLIC-DD*	KNX interface for Split type systems	£214.00
RTD-RA*	Adaptor PCB for Modbus connection and/or extended system functions	£198.00
K.CWB90-2	Wall bracket (90kg, 500mm support arm)	£44.00
K.DT1	Condensate drip tray for use with Split ODU - tray width 800mm	£68.00
K.CGS	Condensing unit guard (750 x 1050 x 460)	£280.00
K.CGM	Condensing unit Guard (1150 x 1150 x 650)	£388.00

Notes & Features:

- › Wired controller, KLIC-DI and RTD-RA options cannot be combined
- › Wireless remote controller with 7-day weekly timer
- › Night set mode
- › Powerful operation
- › Dry programme: reduces humidity in the rooms without variations in internal temperature
- › Heat boost function to reach set point quicker during start-up
- › Heat+ warms up room for 30min via convection at low fan speed
- › Floor warming function to provide even heat distribution up to 3.5m distance
- › C/FVXM-A only connectable up to 3MXM52N Multi Split outdoor unit

Indoor Units			CVXM20A	FVXM25A	FVXM35A	FVXM50A
Capacity	UK Total Cooling	kW	Multi Combinations Only	2.35	3.42	4.86
	UK Sensible Cooling	kW		1.71	2.34	3.20
	Nominal Cooling	kW		2.4	3.5	5.0
	Nominal Heating	kW		3.4	4.5	5.8
Seasonal Efficiency (EN14825) COOLING	Energy Label			A+++	A++	A++
	Pdesign	kW		2.4	3.4	5.0
	SEER			8.55	8.11	7.30
	Annual Energy Consumption kWh			98	147	240
Seasonal Efficiency (EN14825) HEATING	Energy Label			A++	A++	A+
	Pdesign	kW		2.3	2.8	4.1
	SCOP			4.65	4.63	4.31
	Annual Energy Consumption kWh			692	847	1332
Air Flow Rate (Cooling)	High / Med / Low / Silent	m³/sec	0.145 / 0.117 / 0.082 / 0.068	0.145 / 0.117 / 0.082 / 0.068	0.153 / 0.117 / 0.082 / 0.068	0.193 / 0.150 / 0.110 / 0.090
Dimensions	Height	mm	600	600	600	600
	Width	mm	750	750	750	750
	Depth	mm	238	238	238	238
Weight		kg	17	17	17	17
Sound Pressure (Cooling)	High / Med / Low / Silent	dBA	38 / 32 / 25 / 22	38 / 32 / 25 / 20	39 / 32 / 25 / 20	44 / 38 / 31 / 27
Sound Pressure (Heating)	High / Med / Low / Silent	dBA	38 / 32 / 25 / 21	38 / 32 / 25 / 19	39 / 32 / 25 / 19	46 / 40 / 35 / 29
Sound Power (Cooling)		dBA	52	52	53	61

Outdoor Units			RXM25R9	RXM35R9	RXM50R
Dimensions	Height x Width x Depth	mm	550 x 765 x 285	550 x 765 x 285	734 x 870 x 373
Weight		kg	32	49	49
Electrical Details	Power Supply		1ph	1ph	1ph
	Maximum Input Current (MCA) A		9.54	9.58	14.04
	Max Fuse Size	A	13	13	16
Interconnection Wiring	Core / Cable size		3+E / 1.5	3+E / 1.5	3+E / 1.5
Piping Connections	Liquid / Gas	inches (mm)	1/4 (6.4) / 3/8 (9.5)	1/4 (6.4) / 3/8 (9.5)	1/4 (6.4) / 1/2 (12.7)
Pipework	Maximum Length	m	20	20	30
	Maximum Vertical Rise	m	15	15	20
	Precharged to	m	10	10	10
	Additional Charge	g/m	20	20	20
Holding Charge	kg	0.76	0.76	1.15	
Sound Pressure (Cooling)	Nominal	dBA	46	49	48
Sound Pressure (Heating)	Nominal	dBA	47	49	49
Sound Power (Cooling)		dBA	58	61	62
Operating Range (Cooling)	Min / Max	°CDB	-10 / 50	-10 / 50	-10 / 50
Operating Range (Heating)	Min / Max	°CWB	-15 / 18	-15 / 18	-15 / 18
Air Flow Rate (Cooling)	Nominal	m³/sec	0.472	0.600	0.777
Meets ETL criteria			●	●	●
Indoor Unit Trade Price			£702.00	£757.00	£828.00
Condensing Unit Trade Price			£571.00	£664.00	£833.00
Total System Price			£1,273.00	£1,421.00	£1,661.00



RXM42-50R

WI-FI CONTROL VIA APP

DAIKIN onecta

WI-FI ADAPTOR AVAILABLE AS STANDARD

FVXM-F

Floor Standing Cased – Standard Inverter



Indoor Units			FVXM25F	FVXM35F	FVXM50F
Air Flow Rate (Cooling)	High / Med / Low / Silent	m3/sec	0.137 / 0.108 / 0.080 / 0.068	0.142 / 0.111 / 0.082 / 0.075	0.168 / 0.148 / 0.130 / 0.110
Dimensions	Height x Width x Depth	mm	600 x 700 x 210	600 x 700 x 210	600 x 700 x 210
Weight		kg	14	14	14
Sound Pressure (Cooling)	High / Med / Low / Silent	dBA	38 / 32 / 26 / 23	39 / 33 / 27 / 24	44 / 40 / 36 / 32
Sound Pressure (Heating)	High / Med / Low / Silent	dBA	38 / 32 / 26 / 23	39 / 33 / 27 / 24	45 / 40 / 36 / 32
Sound Power (Cooling)		dBA	52	52	57

Accessories:


Accessory Ref	Description	Trade Price
BRP069B42	Wi-Fi adapter for use with Daikin ONECTA App	£77.00
BRC073	Wired remote Control	£103.00
BRCW901A03	Extension cord for wired remote control (3m)	£17.00
BRCW901A08	Extension cord for wired remote control (8m)	£26.00
KRP413A1S	Adaptor PCB for remote on/off control - constant/pulse contact	£96.00
KRP928A2S	Adaptor PCB for interface to Daikin centralised control systems	£172.00
KLIC-DD	KNX interface for Split type systems	£214.00
RTD-RA	Adaptor PCB for Modbus connection and/or extended system functions	£198.00

Notes & Features:

- > Wired controller, KLIC-DI and RTD-RA options cannot be combined
- > Wireless remote controller with 7-day weekly timer
- > Night set mode
- > Powerful operation
- > Dry programme: reduces humidity in the rooms without variations in internal temperature
- > Can be connected with R410A Mini VRV using BPMK boxes

Aesthetic customisation of units

Customers sometimes require visible units to be less obtrusive for aesthetic or planning reasons. Daikin UK offers unit customisation, by repainting or vinyl wrapping, to create unique visual effects.



Wrapping

Daikin UK's condenser wrapping service is a unique offering. Bespoke patterned vinyl wraps are applied to outdoor condenser units to disguise the look of an outdoor unit or make it a feature.

Type of condenser	Code	Price (Ex-VAT)
Single fan	UK.SF/VR	£944.00
Double fan	UK.DF/VR	£1,014.00
VRV type	UK.VRV/VR	£1,152.00

Prices are not subject to discount and do not include the cost of the unit. Price on application for other units such as indoor types..

Lead time: 2-3 weeks from receipt of photo

Applicable units: All outdoor condensers



Painted units

Daikin UK offers a customised service to repaint our units to any specified RAL or BS finish. Our repainting service is done in-house in our National Solutions Centre and includes removing base paint to give a uniform, long-lasting and professional finish. We have repainted fan coils, decoration panels, BS boxes and all types of condensers for a number of clients.

PRICE ON APPLICATION

Lead time: 2-3 weeks

Applicable units: All

When asking for a quotation or ordering, please state the unit you require along with the finish requirements e.g. colour, pattern etc.

Please note: The stated lead times are a guide. This can be influenced by the design and complexity of the requirement.

Multi Split Fan Coils

Multi Split Selection Tool



Select and configure your Multi Split System now



Watch short video



Full range of connectable Indoor unit specification details are available in the commercial price book only, includes the cassettes and ceiling suspended, which are typically used in commercial environments.

Features:

- › Quick and easy selection in 7 steps
- › Adjust design conditions
- › Manage project portfolios
- › Create reports with technical and commercial information
- › Requires Daikin Single Sign-on ID

Emura Wall Mounted Fan Coil Units	FTXJ20AW	FTXJ25AW	FTXJ35AW	FTXJ42AW	FTXJ50AW	FTXJ20AB	FTXJ25AB	FTXJ35AB	FTXJ42AB	FTXJ50AB	FTXJ20AS	FTXJ25AS	FTXJ35AS	FTXJ42AS	FTXJ50AS
Trade Fan Coil Unit Price	£371.00	£391.00	£439.00	£495.00	£578.00	£408.00	£429.00	£482.00	£543.00	£635.00	£443.00	£466.00	£522.00	£589.00	£689.00



Stylish Wall Mounted Fan Coil Units	CTXA 15AW	FTXA 20AW	FTXA 25AW	FTXA 35AW	FTXA 42AW	FTXA 50AW	CTXA 15BB	FTXA 20BB	FTXA 25BB	FTXA 35BB	FTXA 42BB	FTXA 50BB
Trade Fan Coil Unit Price	£311.00	£353.00	£372.00	£418.00	£471.00	£550.00	£341.00	£389.00	£409.00	£459.00	£517.00	£605.00



Stylish Wall Mounted Fan Coil Units	CTXA 15B(S/T)	FTXA 20B(S/T)	FTXA 25B(S/T)	FTXA 35B(S/T)	FTXA 42B(S/T)	FTXA 50B(S/T)
Trade Fan Coil Unit Price	£372.00	£422.00	£444.00	£497.00	£561.00	£656.00



Wall Mounted Standard Inverter Fan Coil Units	CTXM15R	FTXM20R	FTXM25R	FTXM35R	FTXM42R	FTXM50R	FTXM60R	FTXM71R
Trade Fan Coil Unit Price	£179.00	£186.00	£200.00	£228.00	£256.00	£354.00	£360.00	£480.00



Low Inverter Wall Mounted Fan Coil Units	FTXP20M9	FTXP25M9	FTXP35M9
Trade Fan Coil Unit Price	£140.00	£157.00	£177.00



Floor Standing Cased Unit Fan Coil Units	CVXM20A*	FVXM25A*	FVXM35A*	FVXM50A	FVXM25F	FVXM35F	FVXM50F
Trade Fan Coil Unit Price	£653.00	£702.00	£757.00	£828.00	£681.00	£735.00	£804.00

* only combinable with 2MXM40-52N and 3MXM40-52N8



Compact Roundflow Cassette Fan Coil Units	FCAG35B	FCAG50B	FCAG60B
Trade Fan Coil Unit Price	£899.00	£919.00	£974.00



600 x 600 Fully Flat Cassette Fan Coil Units	FFA25A9	FFA35A9	FFA50A9	FFA60A9
Trade Fan Coil Unit Price	£839.00	£915.00	£1,007.00	£1,063.00

Ceiling Suspended Fan Coil Units	FHA35A9	FHA50A9	FHA60A9
Trade Fan Coil Unit Price	£873.00	£946.00	£1,037.00



Concealed Ceiling Fan Coil Units	FBA35A9	FBA50A9	FBA60A9
Trade Fan Coil Unit Price	£677.00	£713.00	£787.00



Slim Concealed Ceiling Fan Coil Units	FDXM25F9	FDXM35F9	FDXM50F9	FDXM60F9
Trade Fan Coil Unit Price	£522.00	£582.00	£630.00	£690.00



Concealed Floor Standing Unit	FNA25A9	FNA35A9	FNA50A9	FNA60A9
Trade Fan Coil Unit Price	£537.00	£663.00	£771.00	£847.00



Notes:

- Accessories for fan coils - refer to pair system pages
- All fan coil units standard with auto restart after power failure
- All fan coil units supplied as standard with remote controller
- FDXM-F9 fan coil units supplied as standard with air filter
- One wifi adaptor per fan coil for online control

R-32 **BLUEEVOLUTION**
SkyAir *Advance-series*

RZA-D

Large Sky Air Advance



Outdoor Units			RZA200D	RZA250D
Capacity	Nominal Cooling	kW	19.0	22.0
	Nominal Heating	kW	22.4	24.0
ηs,c		%	247.0	212.0
ηs,h		%	141.0	139.0
Dimensions	Height	mm	870	870
	Width	mm	1100	1100
	Depth	mm	460	460
Weight		kg	117	117
Electrical Details	Power Supply		3ph	3ph
	Maximum Input Current (MCA)	A	Refer to data book	
	Max Fuse Size	A	20	20
Interconnection Wiring	Core / Cable size		3+E / 2.5	3+E / 2.5
Piping Connections	Liquid / Gas	inches (mm)	3/8 (9.5) / 7/8 (22.2)	3/8 (9.5) / 7/8 (22.2)
Pipework	Maximum Length	m	100	100
	Maximum Vertical Rise	m	30	30
	Precharged to	m	30	30
	Additional Charge	g/m	45	45
	Holding Charge	kg	5.00	5.00
Sound Pressure (Cooling) Nominal		dBA	53	57
Sound Pressure (Heating) Nominal		dBA	60	63
Sound Power			73	76
Trade Condensing Unit Price			£3,324.00	£3,590.00

Large Sky Air Advance



Twin, Triple and Double Twin Combinations

Outdoor		Indoor Type	Material	Remote	Refnet	Meets ETL Criteria	System Price
20kW Pair	RZA200D Three Phase	High Static Ducted	1 x FDA200A	1 x BRC1H52W	--		£5,556.00
25kW Pair	RZA250D Three Phase	High Static Ducted	1 x FDA250A	1 x BRC1H52W	--		£6,324.00
20kW Twin	RZA200D Three Phase	Cassette	2 x FCAG100B	1 x BRC1H52W	1 x KHRQ22M20T		£5,586.00
		Under Ceiling Cassette	2 x FUA100A	1 x BRC1H52W	1 x KHRQ22M20T		£5,714.00
		Wall Mount	2 x FAA100B	1 x BRC1H52W	1 x KHRQ22M20T		£5,372.00
		Ceiling Suspended	2 x FHA100A	1 x BRC1H52W	1 x KHRQ22M20T		£5,828.00
		Ducted	2 x FBA100A	1 x BRC1H52W	1 x KHRQ22M20T	●	£5,608.00
		Floor Standing	2 x FVA100A	1 x BRC1H52W	1 x KHRQ22M20T		£6,126.00
20kW Triple	RZA200D Three Phase	Cassette	3 x FCAG60B	1 x BRC1H52W	1 x KHRQ250H7		£6,140.00
		600 x 600 Fully Flat Cassette	3 x FFA60A9	1 x BRC1H52W	1 x KHRQ250H7		£6,407.00
		Wall Mount	3 x FAA71B	1 x BRC1H52W	1 x KHRQ250H7		£6,941.00
		Ceiling Suspended	3 x FHA60A9	1 x BRC1H52W	1 x KHRQ250H7		£6,329.00
		Ducted	3 x FBA60A9	1 x BRC1H52W	1 x KHRQ250H7	●	£5,579.00
		Slim Duct	3 x FDXM60F9	1 x BRC1H52W	1 x KHRQ250H7		£5,288.00
20kW Triple	RZA200D Three Phase	Concealed Floor Standing	3 x FNA60A9	1 x BRC1H52W	1 x KHRQ250H7		£5,759.00
		Cassette	3 x FCAG71B	1 x BRC1H52W	1 x KHRQ250H7	●	£6,311.00
		Under Ceiling Cassette	3 x FUA71A	1 x BRC1H52W	1 x KHRQ250H7		£6,587.00
		Wall Mount	3 x FAA71B	1 x BRC1H52W	1 x KHRQ250H7		£6,161.00
		Ceiling Suspended	3 x FHA71A9	1 x BRC1H52W	1 x KHRQ250H7		£6,854.00
		Ducted	3 x FBA71A9	1 x BRC1H52W	1 x KHRQ250H7		£6,599.00
20kW Double Twin	RZA200D Three Phase	Floor Standing	3 x FVA71A	1 x BRC1H52W	1 x KHRQ250H7		£7,136.00
		Cassette	4 x FCAG50B	1 x BRC1H52W	3 x KHRQ22M20T	●	£6,790.00
		600 x 600 Fully Flat Cassette	4 x FFA50A9	1 x BRC1H52W	3 x KHRQ22M20T		£7,142.00
		Ceiling Suspended	4 x FHA50A9	1 x BRC1H52W	3 x KHRQ22M20T		£6,898.00
		Ducted	4 x FBA50A9	1 x BRC1H52W	3 x KHRQ22M20T	●	£5,966.00
		Slim Duct	4 x FDXM50F9	1 x BRC1H52W	3 x KHRQ22M20T		£5,634.00
25kW Twin	RZA250D Three Phase	Concealed Floor Standing	4 x FNA50A9	1 x BRC1H52W	3 x KHRQ22M20T		£6,198.00
		Cassette	2 x FCAG125B	1 x BRC1H52W	1 x KHRQ22M20T		£6,068.00
		Under Ceiling Cassette	2 x FUA125A	1 x BRC1H52W	1 x KHRQ22M20T		£6,232.00
		Ceiling Suspended	2 x FHA125A	1 x BRC1H52W	1 x KHRQ22M20T		£6,732.00
		Ducted	2 x FBA125A	1 x BRC1H52W	1 x KHRQ22M20T	●	£6,300.00
		Duct (High ESP)	2 x FDA125A	1 x BRC1H52W	1 x KHRQ22M20T		£6,562.00
25kW Double Twin	RZA250D Three Phase	Floor Standing	2 x FVA125A	1 x BRC1H52W	1 x KHRQ22M20T		£6,686.00
		Cassette	4 x FCAG60B	1 x BRC1H52W	3 x KHRQ22M20T	●	£7,276.00
		600 x 600 Fully Flat Cassette	4 x FFA60A9	1 x BRC1H52W	3 x KHRQ22M20T		£7,632.00
		Ceiling Suspended	4 x FHA60A9	1 x BRC1H52W	3 x KHRQ22M20T		£7,528.00
		Ducted	4 x FBA60A9	1 x BRC1H52W	3 x KHRQ22M20T	●	£6,528.00
		Slim Duct	4 x FDXM60F9	1 x BRC1H52W	3 x KHRQ22M20T		£6,140.00
Concealed Floor Standing	4 x FNA60A9	1 x BRC1H52W	3 x KHRQ22M20T		£6,768.00		



RZAG-N

Sky Air Alpha



Outdoor Units			Alpha							
			Single Phase				3 Phase			
			RZAG71NV1	RZAG100NV1	RZAG125NV1	RZAG140NV1	RZAG71NY1	RZAG100NY1	RZAG125NY1	RZAG140NY1
Dimensions	Height	mm	870	870	870	870	870	870	870	870
	Width	mm	1100	1100	1100	1100	1100	1100	1100	1100
	Depth	mm	460	460	460	460	460	460	460	460
Weight		kg	81	85	95	95	81	85	95	95
Electrical Details	Power Supply		1ph	1ph	1ph	1ph	3ph	3ph	3ph	3ph
	Max Fuse Size	A	20	32	32	32	16	16	16	16
Interconnection Wiring	Core / Cable size		3+E / 1.5	3+E / 1.5	3+E / 1.5	3+E / 1.5	3+E / 1.5	3+E / 1.5	3+E / 1.5	3+E / 1.5
Piping Connections	Liquid / Gas	inches (mm)	3/8 (9.5) / 5/8 (15.9)	3/8 (9.5) / 5/8 (15.9)	3/8 (9.5) / 5/8 (15.9)	3/8 (9.5) / 5/8 (15.9)	3/8 (9.5) / 5/8 (15.9)	3/8 (9.5) / 5/8 (15.9)	3/8 (9.5) / 5/8 (15.9)	3/8 (9.5) / 5/8 (15.9)
			Pipework	Maximum Length	m	55	85	85	85	55
	Maximum Vertical Rise	m	30	30	30	30	30	30	30	30
	Precharged to	m	40	40	40	40	40	40	40	40
	Additional Charge	g/m	35	35	35	35	35	35	35	35
	Holding Charge	kg	3.2	3.2	3.7	3.7	3.2	3.2	3.7	3.7
Sound Pressure (Cooling)	Nom / Night Quiet	dBA	46 / 44	47 / 45	49 / 47	50 / 48	46 / 44	47 / 45	49 / 47	50 / 48
Sound Pressure (Heating)	Nom / Night Quiet	dBA	48 / 44	50 / 45	52 / 47	52 / 48	48 / 44	50 / 45	52 / 47	52 / 48
Sound Power (Cooling)			64	66	69	70	64	66	69	70
Operating Range (Cooling)	Min / Max	°CDB	-20 / 52	-20 / 52	-20 / 52	-20 / 52	-20 / 52	-20 / 52	-20 / 52	-20 / 52
Operating Range (Heating)	Min / Max	°CWB	-20 / 18	-20 / 18	-20 / 18	-20 / 18	-20 / 18	-20 / 18	-20 / 18	-20 / 18
Air Flow Rate (Cooling)	Nominal	m ³ /sec	1.133	1.117	1.333	1.450	1.133	1.117	1.333	1.450
Condensing Unit Trade Price			£1,551.00	£1,969.00	£2,168.00	£2,474.00	£1,599.00	£2,060.00	£2,268.00	£2,606.00

Possible Combinations

Sky Air Alpha Twin, Triple and Double Twin Combinations



Outdoor		Indoor Type	Material	Remote	Refnet	System Price
7.1kW Twin	RZAG71NV1 Single Phase	Cassette	2 x FCAG35B	1 x BRC1H52W	1 x KHRQ58T	£3,279.00
		600 x 600 Fully Flat Cassette	2 x FFA35A9	1 x BRC1H52W	1 x KHRQ58T	£3,311.00
		Ceiling Suspended	2 x FHA35A9	1 x BRC1H52W	1 x KHRQ58T	£3,227.00
		Ducted	2 x FBA35A9	1 x BRC1H52W	1 x KHRQ58T	£2,835.00
		Slim Duct	2 x FDXM35F9	1 x BRC1H52W	1 x KHRQ58T	£2,645.00
	Concealed Floor Standing	2 x FNA35A9	1 x BRC1H52W	1 x KHRQ58T	£2,807.00	
	RZAG71NY1 Three Phase	Cassette	2 x FCAG35B	1 x BRC1H52W	1 x KHRQ58T	£3,327.00
		600 x 600 Fully Flat Cassette	2 x FFA35A9	1 x BRC1H52W	1 x KHRQ58T	£3,359.00
		Ceiling Suspended	2 x FHA35A9	1 x BRC1H52W	1 x KHRQ58T	£3,275.00
		Ducted	2 x FBA35A9	1 x BRC1H52W	1 x KHRQ58T	£2,883.00
Slim Duct		2 x FDXM35F9	1 x BRC1H52W	1 x KHRQ58T	£2,693.00	
Concealed Floor Standing	2 x FNA35A9	1 x BRC1H52W	1 x KHRQ58T	£2,855.00		
10kW Twin	RZAG100NV1 Single Phase	Cassette	2 x FCAG50B	1 x BRC1H52W	1 x KHRQ58T	£3,737.00
		600 x 600 Fully Flat Cassette	2 x FFA50A9	1 x BRC1H52W	1 x KHRQ58T	£3,913.00
		Ceiling Suspended	2 x FHA50A9	1 x BRC1H52W	1 x KHRQ58T	£3,791.00
		Ducted	2 x FBA50A9	1 x BRC1H52W	1 x KHRQ58T	£3,325.00
		Slim Duct	2 x FDXM50F9	1 x BRC1H52W	1 x KHRQ58T	£3,159.00
	Concealed Floor Standing	2 x FNA50A9	1 x BRC1H52W	1 x KHRQ58T	£3,441.00	
	RZAG100NY1 Three Phase	Cassette	2 x FCAG50B	1 x BRC1H52W	1 x KHRQ58T	£3,828.00
		600 x 600 Fully Flat Cassette	2 x FFA50A9	1 x BRC1H52W	1 x KHRQ58T	£4,004.00
		Ceiling Suspended	2 x FHA50A9	1 x BRC1H52W	1 x KHRQ58T	£3,882.00
		Ducted	2 x FBA50A9	1 x BRC1H52W	1 x KHRQ58T	£3,416.00
Slim Duct		2 x FDXM50F9	1 x BRC1H52W	1 x KHRQ58T	£3,250.00	
Concealed Floor Standing	2 x FNA50A9	1 x BRC1H52W	1 x KHRQ58T	£3,532.00		
10kW Triple	RZAG100NV1 Single Phase	Cassette	3 x FCAG35B	1 x BRC1H52W	1 x KHRQ58H	£4,536.00
		600 x 600 Fully Flat Cassette	3 x FFA35A9	1 x BRC1H52W	1 x KHRQ58H	£4,584.00
		Ceiling Suspended	3 x FHA35A9	1 x BRC1H52W	1 x KHRQ58H	£4,458.00
		Ducted	3 x FBA35A9	1 x BRC1H52W	1 x KHRQ58H	£3,870.00
		Slim Duct	3 x FDXM35F9	1 x BRC1H52W	1 x KHRQ58H	£3,585.00
	Concealed Floor Standing	3 x FNA35A9	1 x BRC1H52W	1 x KHRQ58H	£3,828.00	
	RZAG100NY1 Three Phase	Cassette	3 x FCAG35B	1 x BRC1H52W	1 x KHRQ58H	£4,627.00
		600 x 600 Fully Flat Cassette	3 x FFA35A9	1 x BRC1H52W	1 x KHRQ58H	£4,675.00
		Ceiling Suspended	3 x FHA35A9	1 x BRC1H52W	1 x KHRQ58H	£4,549.00
		Ducted	3 x FBA35A9	1 x BRC1H52W	1 x KHRQ58H	£3,961.00
Slim Duct		3 x FDXM35F9	1 x BRC1H52W	1 x KHRQ58H	£3,676.00	
Concealed Floor Standing	3 x FNA35A9	1 x BRC1H52W	1 x KHRQ58H	£3,919.00		
12kW Twin	RZAG125NV1 Single Phase	Cassette	2 x FCAG60B	1 x BRC1H52W	1 x KHRQ58T	£4,046.00
		600 x 600 Fully Flat Cassette	2 x FFA60A9	1 x BRC1H52W	1 x KHRQ58T	£4,224.00
		Ceiling Suspended	2 x FHA60A9	1 x BRC1H52W	1 x KHRQ58T	£4,172.00
		Ducted	2 x FBA60A9	1 x BRC1H52W	1 x KHRQ58T	£3,672.00
		Slim Duct	2 x FDXM60F9	1 x BRC1H52W	1 x KHRQ58T	£3,478.00
	Concealed Floor Standing	2 x FNA60A9	1 x BRC1H52W	1 x KHRQ58T	£3,792.00	
	RZAG125NY1 Three Phase	Cassette	2 x FCAG60B	1 x BRC1H52W	1 x KHRQ58T	£4,146.00
		600 x 600 Fully Flat Cassette	2 x FFA60A9	1 x BRC1H52W	1 x KHRQ58T	£4,324.00
		Ceiling Suspended	2 x FHA60A9	1 x BRC1H52W	1 x KHRQ58T	£4,272.00
		Ducted	2 x FBA60A9	1 x BRC1H52W	1 x KHRQ58T	£3,772.00
Slim Duct		2 x FDXM60F9	1 x BRC1H52W	1 x KHRQ58T	£3,578.00	
Concealed Floor Standing	2 x FNA60A9	1 x BRC1H52W	1 x KHRQ58T	£3,892.00		
12kW Triple	RZAG125NV1 Single Phase	Cassette	3 x FCAG50B	1 x BRC1H52W	1 x KHRQ58H	£4,795.00
		600 x 600 Fully Flat Cassette	3 x FFA50A9	1 x BRC1H52W	1 x KHRQ58H	£5,059.00
		Ceiling Suspended	3 x FHA50A9	1 x BRC1H52W	1 x KHRQ58H	£4,876.00
		Ducted	3 x FBA50A9	1 x BRC1H52W	1 x KHRQ58H	£4,177.00
		Slim Duct	3 x FDXM50F9	1 x BRC1H52W	1 x KHRQ58H	£3,928.00
	Concealed Floor Standing	3 x FNA50A9	1 x BRC1H52W	1 x KHRQ58H	£4,351.00	
	RZAG125NY1 Three Phase	Cassette	3 x FCAG50B	1 x BRC1H52W	1 x KHRQ58H	£4,895.00
		600 x 600 Fully Flat Cassette	3 x FFA50A9	1 x BRC1H52W	1 x KHRQ58H	£5,159.00
		Ceiling Suspended	3 x FHA50A9	1 x BRC1H52W	1 x KHRQ58H	£4,976.00
		Ducted	3 x FBA50A9	1 x BRC1H52W	1 x KHRQ58H	£4,277.00
Slim Duct		3 x FDXM50F9	1 x BRC1H52W	1 x KHRQ58H	£4,028.00	
Concealed Floor Standing	3 x FNA50A9	1 x BRC1H52W	1 x KHRQ58H	£4,451.00		

Possible Combinations

Sky Air Alpha Twin, Triple and Double Twin Combinations



Accessories:

Accessory Ref	Description	Trade Price
K.CWBXL	Wall bracket (250kg, 660mm support arm)	£88.00
K.DT2	Condensate drip tray for use with K.CWBXL	£75.00
K.CGM	Condensing unit guard (1150 x 1150 x 650)	£388.00

Accessories for fan coils - refer to pair system pages

Maximum Fuse size for Twin, Triple and Double Twin Outdoor Units

Outdoor Units	Power	71	100	125	140
RZAG	Single Phase	20 amp	32 amp	32 amp	32 amp
	Three Phase	16 amp	16 amp	16 amp	16 amp

Note:

Max fuse size based on current price list series indoor units. Refer to data-book for more details.

Outdoor	Indoor Type	Material	Remote	Refnet	System Price	
12kW Double Twin	RZAG125NV1 Single Phase	Cassette	4 x FCAG35B	1 x BRC1H52W	3 x KHRQ58T	£5,554.00
		600 x 600 Fully Flat Cassette	4 x FFA35A9	1 x BRC1H52W	3 x KHRQ58T	£5,618.00
		Ceiling Suspended	4 x FHA35A9	1 x BRC1H52W	3 x KHRQ58T	£5,450.00
		Ducted	4 x FBA35A9	1 x BRC1H52W	3 x KHRQ58T	£4,666.00
		Slim Duct	4 x FDXM35F9	1 x BRC1H52W	3 x KHRQ58T	£4,286.00
		Concealed Floor Standing	4 x FNA35A9	1 x BRC1H52W	3 x KHRQ58T	£4,610.00
	RZAG125NY1 Three Phase	Cassette	4 x FCAG35B	1 x BRC1H52W	3 x KHRQ58T	£5,654.00
		600 x 600 Fully Flat Cassette	4 x FFA35A9	1 x BRC1H52W	3 x KHRQ58T	£5,718.00
		Ceiling Suspended	4 x FHA35A9	1 x BRC1H52W	3 x KHRQ58T	£5,550.00
		Ducted	4 x FBA35A9	1 x BRC1H52W	3 x KHRQ58T	£4,766.00
		Slim Duct	4 x FDXM35F9	1 x BRC1H52W	3 x KHRQ58T	£4,386.00
		Concealed Floor Standing	4 x FNA35A9	1 x BRC1H52W	3 x KHRQ58T	£4,710.00
14kW Twin	RZAG140NV1 Single Phase	Cassette	2 x FCAG71B	1 x BRC1H52W	1 x KHRQ58T	£4,466.00
		Hi-COP Cassette	2 x FCAHG71H	1 x BRC1H52W	1 x KHRQ58T	£4,466.00
		Under Ceiling Cassette	2 x FUA71A	1 x BRC1H52W	1 x KHRQ58T	£4,650.00
		Wall Mount	2 x FAA71B	1 x BRC1H52W	1 x KHRQ58T	£4,366.00
		Ceiling Suspended	2 x FHA71A9	1 x BRC1H52W	1 x KHRQ58T	£4,828.00
		Ducted	2 x FBA71A9	1 x BRC1H52W	1 x KHRQ58T	£4,658.00
	RZAG140NY1 Three Phase	Floor Standing	2 x FVA71A	1 x BRC1H52W	1 x KHRQ58T	£5,016.00
		Cassette	2 x FCAG71B	1 x BRC1H52W	1 x KHRQ58T	£4,598.00
		Hi-COP Cassette	2 x FCAHG71H	1 x BRC1H52W	1 x KHRQ58T	£4,598.00
		Under Ceiling Cassette	2 x FUA71A	1 x BRC1H52W	1 x KHRQ58T	£4,782.00
		Wall Mount	2 x FAA71B	1 x BRC1H52W	1 x KHRQ58T	£4,498.00
		Ceiling Suspended	2 x FHA71A9	1 x BRC1H52W	1 x KHRQ58T	£4,960.00
14kW Triple	RZAG140NV1 Single Phase	Ducted	2 x FBA71A9	1 x BRC1H52W	1 x KHRQ58T	£4,790.00
		Floor Standing	2 x FVA71A	1 x BRC1H52W	1 x KHRQ58T	£5,148.00
		Cassette	3 x FCAG50B	1 x BRC1H52W	1 x KHRQ58H	£5,101.00
		600 x 600 Fully Flat Cassette	3 x FFA50A9	1 x BRC1H52W	1 x KHRQ58H	£5,365.00
		Ceiling Suspended	3 x FHA50A9	1 x BRC1H52W	1 x KHRQ58H	£5,182.00
		Ducted	3 x FBA50A9	1 x BRC1H52W	1 x KHRQ58H	£4,483.00
	RZAG140NY1 Three Phase	Slim Duct	3 x FDXM50F9	1 x BRC1H52W	1 x KHRQ58H	£4,234.00
		Concealed Floor Standing	3 x FNA50A9	1 x BRC1H52W	1 x KHRQ58H	£4,657.00
		Cassette	3 x FCAG50B	1 x BRC1H52W	1 x KHRQ58H	£5,233.00
		600 x 600 Fully Flat Cassette	3 x FFA50A9	1 x BRC1H52W	1 x KHRQ58H	£5,497.00
		Ceiling Suspended	3 x FHA50A9	1 x BRC1H52W	1 x KHRQ58H	£5,314.00
		Ducted	3 x FBA50A9	1 x BRC1H52W	1 x KHRQ58H	£4,615.00
14kW Double Twin	RZAG140NV1 Single Phase	Slim Duct	3 x FDXM50F9	1 x BRC1H52W	1 x KHRQ58H	£4,366.00
		Concealed Floor Standing	3 x FNA50A9	1 x BRC1H52W	1 x KHRQ58H	£4,789.00
		Cassette	4 x FCAG35B	1 x BRC1H52W	3 x KHRQ58T	£5,860.00
		600 x 600 Fully Flat Cassette	4 x FFA35A9	1 x BRC1H52W	3 x KHRQ58T	£5,924.00
		Ceiling Suspended	4 x FHA35A9	1 x BRC1H52W	3 x KHRQ58T	£5,756.00
		Ducted	4 x FBA35A9	1 x BRC1H52W	3 x KHRQ58T	£4,972.00
	RZAG140NY1 Three Phase	Slim Duct	4 x FDXM35F9	1 x BRC1H52W	3 x KHRQ58T	£4,592.00
		Concealed Floor Standing	4 x FNA35A9	1 x BRC1H52W	3 x KHRQ58T	£4,916.00
		Cassette	4 x FCAG35B	1 x BRC1H52W	3 x KHRQ58T	£5,992.00
		600 x 600 Fully Flat Cassette	4 x FFA35A9	1 x BRC1H52W	3 x KHRQ58T	£6,056.00
		Ceiling Suspended	4 x FHA35A9	1 x BRC1H52W	3 x KHRQ58T	£5,888.00
		Ducted	4 x FBA35A9	1 x BRC1H52W	3 x KHRQ58T	£5,104.00
Slim Duct	4 x FDXM35F9	1 x BRC1H52W	3 x KHRQ58T	£4,724.00		
Concealed Floor Standing	4 x FNA35A9	1 x BRC1H52W	3 x KHRQ58T	£5,048.00		

RZASG-M

Sky Air Advance



Outdoor Units			Advance						
			Single Phase				3 Phase		
			RZASG71MV1	RZASG100MV1	RZASG125MV1	RZASG140MV1	RZASG100MY1	RZASG125MY1	RZASG140MY1
Dimensions	Height	mm	770	990	990	990	990	990	990
	Width	mm	900	940	940	940	940	940	940
	Depth	mm	320	320	320	320	320	320	320
Weight		kg	60	70	70	78	70	70	77
Electrical Details	Power Supply		1ph	1ph	1ph	1ph	3ph	3ph	3ph
	Max Fuse Size	A	20	25	32	32	16	16	16
Interconnection Wiring	Core / Cable size		3+E / 1.5	3+E / 1.5	3+E / 1.5	3+E / 1.5	3+E / 1.5	3+E / 1.5	3+E / 1.5
Piping Connections	Liquid / Gas	inches (mm)	3/8 (9.5) / 5/8 (15.9)	3/8 (9.5) / 5/8 (15.9)	3/8 (9.5) / 5/8 (15.9)	3/8 (9.5) / 5/8 (15.9)	3/8 (9.5) / 5/8 (15.9)	3/8 (9.5) / 5/8 (15.9)	3/8 (9.5) / 5/8 (15.9)
Pipework	Maximum Length	m	50	50	50	50	50	50	50
	Maximum Vertical Rise	m	30	30	30	30	30	30	30
	Precharged to	m	30	30	30	30	30	30	30
	Additional Charge	g/m	35	35	35	35	35	35	35
	Holding Charge	kg	2.45	2.60	2.60	2.90	2.60	2.60	2.90
Sound Pressure (Cooling)	Nom / Night Quiet	dBA	46 / 42	53 / 44	53 / 44	54 / 44	53 / 44	53 / 44	54 / 44
Sound Pressure (Heating)	Nom / Night Quiet	dBA	47 / 42	57 / 44	57 / 44	57 / 44	57 / 44	57 / 44	57 / 44
Sound Power (Cooling)			65	70	71	73	70	71	73
Operating Range (Cooling)	Min / Max	°CDB	-15 / 46	-15 / 46	-15 / 46	-15 / 46	-15 / 46	-15 / 46	-15 / 46
Operating Range (Heating)	Min / Max	°CWB	-15 / 15.5	-15 / 15.5	-15 / 15.5	-15 / 15.5	-15 / 15.5	-15 / 15.5	-15 / 15.5
Air Flow Rate (Cooling)	Nominal	m ³ /sec	0.933	1.150	1.183	1.266	1.150	1.183	1.266
Trade Condensing Unit Price			£1,069.00	£1,478.00	£1,620.00	£1,803.00	£1,524.00	£1,670.00	£1,859.00

Possible Combinations

Sky Air Advance Twin, Triple and Double Twin Combinations



Outdoor		Indoor Type	Material	Remote	Refnet	System Price
7.1kW Twin	RZASG71MV1 Single Phase	Cassette	2 x FCAG35B	1 x BRC1H52W	1 x KHRQ58T	£2,797.00
		600 x 600 Fully Flat Cassette	2 x FFA35A9	1 x BRC1H52W	1 x KHRQ58T	£2,829.00
		Ceiling Suspended	2 x FHA35A9	1 x BRC1H52W	1 x KHRQ58T	£2,745.00
		Ducted	2 x FBA35A9	1 x BRC1H52W	1 x KHRQ58T	£2,353.00
		Slim Duct	2 x FDXM35F9	1 x BRC1H52W	1 x KHRQ58T	£2,163.00
10kW Twin	RZASG100MV1 Single Phase	Concealed Floor Standing	2 x FNA35A9	1 x BRC1H52W	1 x KHRQ58T	£2,325.00
		Cassette	2 x FCAG50B	1 x BRC1H52W	1 x KHRQ58T	£3,246.00
		600 x 600 Fully Flat Cassette	2 x FFA50A9	1 x BRC1H52W	1 x KHRQ58T	£3,422.00
		Ceiling Suspended	2 x FHA50A9	1 x BRC1H52W	1 x KHRQ58T	£3,300.00
		Ducted	2 x FBA50A9	1 x BRC1H52W	1 x KHRQ58T	£2,834.00
	RZASG100MY1 Three Phase	Slim Duct	2 x FDXM50F9	1 x BRC1H52W	1 x KHRQ58T	£2,668.00
		Concealed Floor Standing	2 x FNA50A9	1 x BRC1H52W	1 x KHRQ58T	£2,950.00
		Cassette	2 x FCAG50B	1 x BRC1H52W	1 x KHRQ58T	£3,292.00
		600 x 600 Fully Flat Cassette	2 x FFA50A9	1 x BRC1H52W	1 x KHRQ58T	£3,468.00
		Ceiling Suspended	2 x FHA50A9	1 x BRC1H52W	1 x KHRQ58T	£3,346.00
10kW Triple	RZASG100MV1 Single Phase	Ducted	2 x FBA50A9	1 x BRC1H52W	1 x KHRQ58T	£2,880.00
		Slim Duct	2 x FDXM50F9	1 x BRC1H52W	1 x KHRQ58T	£2,714.00
		Concealed Floor Standing	2 x FNA50A9	1 x BRC1H52W	1 x KHRQ58T	£2,996.00
		Cassette	3 x FCAG35B	1 x BRC1H52W	1 x KHRQ58H	£4,045.00
		600 x 600 Fully Flat Cassette	3 x FFA35A9	1 x BRC1H52W	1 x KHRQ58H	£4,093.00
	RZASG100MY1 Three Phase	Ceiling Suspended	3 x FHA35A9	1 x BRC1H52W	1 x KHRQ58H	£3,967.00
		Ducted	3 x FBA35A9	1 x BRC1H52W	1 x KHRQ58H	£3,379.00
		Slim Duct	3 x FDXM35F9	1 x BRC1H52W	1 x KHRQ58H	£3,094.00
		Concealed Floor Standing	3 x FNA35A9	1 x BRC1H52W	1 x KHRQ58H	£3,337.00
		Cassette	3 x FCAG35B	1 x BRC1H52W	1 x KHRQ58H	£4,091.00
12kW Twin	RZASG125MV1 Single Phase	600 x 600 Fully Flat Cassette	3 x FFA35A9	1 x BRC1H52W	1 x KHRQ58H	£4,139.00
		Ceiling Suspended	3 x FHA35A9	1 x BRC1H52W	1 x KHRQ58H	£4,013.00
		Ducted	3 x FBA35A9	1 x BRC1H52W	1 x KHRQ58H	£3,425.00
		Slim Duct	3 x FDXM35F9	1 x BRC1H52W	1 x KHRQ58H	£3,140.00
		Concealed Floor Standing	3 x FNA35A9	1 x BRC1H52W	1 x KHRQ58H	£3,383.00
	RZASG125MY1 Three Phase	Cassette	2 x FCAG60B	1 x BRC1H52W	1 x KHRQ58T	£3,498.00
		600 x 600 Fully Flat Cassette	2 x FFA60A9	1 x BRC1H52W	1 x KHRQ58T	£3,676.00
		Ceiling Suspended	2 x FHA60A9	1 x BRC1H52W	1 x KHRQ58T	£3,624.00
		Ducted	2 x FBA60A9	1 x BRC1H52W	1 x KHRQ58T	£3,124.00
		Slim Duct	2 x FDXM60F9	1 x BRC1H52W	1 x KHRQ58T	£2,930.00
12kW Triple	RZASG125MV1 Single Phase	Concealed Floor Standing	2 x FNA60A9	1 x BRC1H52W	1 x KHRQ58T	£3,244.00
		Cassette	2 x FCAG60B	1 x BRC1H52W	1 x KHRQ58T	£3,548.00
		600 x 600 Fully Flat Cassette	2 x FFA60A9	1 x BRC1H52W	1 x KHRQ58T	£3,726.00
		Ceiling Suspended	2 x FHA60A9	1 x BRC1H52W	1 x KHRQ58T	£3,674.00
		Ducted	2 x FBA60A9	1 x BRC1H52W	1 x KHRQ58T	£3,174.00
	RZASG125MY1 Three Phase	Slim Duct	2 x FDXM60F9	1 x BRC1H52W	1 x KHRQ58T	£2,980.00
		Concealed Floor Standing	2 x FNA60A9	1 x BRC1H52W	1 x KHRQ58T	£3,294.00
		Cassette	3 x FCAG50B	1 x BRC1H52W	1 x KHRQ58H	£4,247.00
		600 x 600 Fully Flat Cassette	3 x FFA50A9	1 x BRC1H52W	1 x KHRQ58H	£4,511.00
		Ceiling Suspended	3 x FHA50A9	1 x BRC1H52W	1 x KHRQ58H	£4,328.00
12kW Triple	RZASG125MY1 Three Phase	Ducted	3 x FBA50A9	1 x BRC1H52W	1 x KHRQ58H	£3,629.00
		Slim Duct	3 x FDXM50F9	1 x BRC1H52W	1 x KHRQ58H	£3,380.00
		Concealed Floor Standing	3 x FNA50A9	1 x BRC1H52W	1 x KHRQ58H	£3,803.00
		Cassette	3 x FCAG50B	1 x BRC1H52W	1 x KHRQ58H	£4,297.00
		600 x 600 Fully Flat Cassette	3 x FFA50A9	1 x BRC1H52W	1 x KHRQ58H	£4,561.00
	RZASG125MY1 Three Phase	Ceiling Suspended	3 x FHA50A9	1 x BRC1H52W	1 x KHRQ58H	£4,378.00
		Ducted	3 x FBA50A9	1 x BRC1H52W	1 x KHRQ58H	£3,679.00
		Slim Duct	3 x FDXM50F9	1 x BRC1H52W	1 x KHRQ58H	£3,430.00
		Concealed Floor Standing	3 x FNA50A9	1 x BRC1H52W	1 x KHRQ58H	£3,853.00

Possible Combinations

Sky Air Advance Twin, Triple and Double Twin Combinations



Accessories:

Accessory Ref	Description	Trade Price
K.CWB90-2	Wall bracket (90kg, 500mm support arm)	£44.00
K.CWB140-2	Wall bracket (140kg, 540mm support arm)	£58.00
K.DT1	Condensate drip tray for use with K.CWB90-2	£68.00
K.DT2	Condensate drip tray for use with Sky Air ODU - tray width 1100mm	£75.00
K.CGM	Condensing unit guard (1150 x 1150 x 650)	£388.00
K.CGL	Condensing unit guard size (1450 x 1150 x 650)	£463.00

Accessories for fan coils - refer to pair system pages

Maximum Fuse size for Twin, Triple and Double Twin Outdoor Units

Outdoor Units	Power	71	100	125	140
RZASG	Single Phase	20 amp	25 amp	32 amp	32 amp
	Three Phase	-	16 amp	16 amp	16 amp

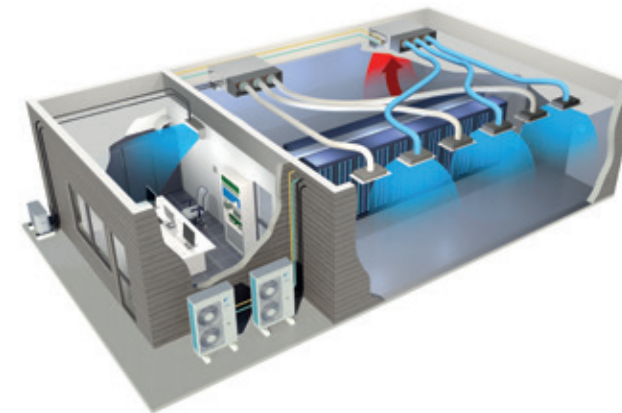

Note:

Max fuse size based on current price list series indoor units. Refer to data-book for more details.

Outdoor	Indoor Type	Material	Remote	Refnet	System Price	
12kW Double Twin	RZASG125MV1 Single Phase	Cassette	4 x FCAG35B	1 x BRC1H52W	3 x KHRQ58T	£5,006.00
		600 x 600 Fully Flat Cassette	4 x FFA35A9	1 x BRC1H52W	3 x KHRQ58T	£5,070.00
		Ceiling Suspended	4 x FHA35A9	1 x BRC1H52W	3 x KHRQ58T	£4,902.00
		Ducted	4 x FBA35A9	1 x BRC1H52W	3 x KHRQ58T	£4,118.00
		Slim Duct	4 x FDXM35F9	1 x BRC1H52W	3 x KHRQ58T	£3,738.00
		Concealed Floor Standing	4 x FNA35A9	1 x BRC1H52W	3 x KHRQ58T	£4,062.00
	RZASG125MY1 Three Phase	Cassette	4 x FCAG35B	1 x BRC1H52W	3 x KHRQ58T	£5,056.00
		600 x 600 Fully Flat Cassette	4 x FFA35A9	1 x BRC1H52W	3 x KHRQ58T	£5,120.00
		Ceiling Suspended	4 x FHA35A9	1 x BRC1H52W	3 x KHRQ58T	£4,952.00
		Ducted	4 x FBA35A9	1 x BRC1H52W	3 x KHRQ58T	£4,168.00
		Slim Duct	4 x FDXM35F9	1 x BRC1H52W	3 x KHRQ58T	£3,788.00
		Concealed Floor Standing	4 x FNA35A9	1 x BRC1H52W	3 x KHRQ58T	£4,112.00
14kW Twin	RZASG140MV1 Single Phase	Cassette	2 x FCAG71B	1 x BRC1H52W	1 x KHRQ58T	£3,795.00
		Hi-COP Cassette	2 x FCAHG71H	1 x BRC1H52W	1 x KHRQ58T	£3,795.00
		Under Ceiling Cassette	2 x FUA71A	1 x BRC1H52W	1 x KHRQ58T	£3,979.00
		Wall Mount	2 x FAA71B	1 x BRC1H52W	1 x KHRQ58T	£3,695.00
		Ceiling Suspended	2 x FHA71A	1 x BRC1H52W	1 x KHRQ58T	£4,157.00
		Floor Standing	2 x FVA71A	1 x BRC1H52W	1 x KHRQ58T	£4,345.00
	RZASG140MY1 Three Phase	Ducted	2 x FBA71A	1 x BRC1H52W	1 x KHRQ58T	£3,987.00
		Cassette	2 x FCAG71B	1 x BRC1H52W	1 x KHRQ58T	£3,851.00
		Hi-COP Cassette	2 x FCAHG71H	1 x BRC1H52W	1 x KHRQ58T	£3,851.00
		Under Ceiling Cassette	2 x FUA71A	1 x BRC1H52W	1 x KHRQ58T	£4,035.00
		Wall Mount	2 x FAA71B	1 x BRC1H52W	1 x KHRQ58T	£3,751.00
		Ceiling Suspended	2 x FHA71A9	1 x BRC1H52W	1 x KHRQ58T	£4,213.00
14kW Triple	RZASG140MV1 Single Phase	Floor Standing	2 x FVA71A	1 x BRC1H52W	1 x KHRQ58T	£4,401.00
		Ducted	2 x FBA71A9	1 x BRC1H52W	1 x KHRQ58T	£4,043.00
		Cassette	3 x FCAG50B	1 x BRC1H52W	1 x KHRQ58H	£4,430.00
		600 x 600 Fully Flat Cassette	3 x FFA50A9	1 x BRC1H52W	1 x KHRQ58H	£4,694.00
		Ceiling Suspended	3 x FHA50A9	1 x BRC1H52W	1 x KHRQ58H	£4,511.00
		Ducted	3 x FBA50A9	1 x BRC1H52W	1 x KHRQ58H	£3,812.00
	RZASG140MY1 Three Phase	Slim Duct	3 x FDXM50F9	1 x BRC1H52W	1 x KHRQ58H	£3,563.00
		Concealed Floor Standing	3 x FNA50A9	1 x BRC1H52W	1 x KHRQ58H	£3,986.00
		Cassette	3 x FCAG50B	1 x BRC1H52W	1 x KHRQ58H	£4,486.00
		600 x 600 Fully Flat Cassette	3 x FFA50A9	1 x BRC1H52W	1 x KHRQ58H	£4,750.00
		Ceiling Suspended	3 x FHA50A9	1 x BRC1H52W	1 x KHRQ58H	£4,567.00
		Ducted	3 x FBA50A9	1 x BRC1H52W	1 x KHRQ58H	£3,868.00
14kW Double Twin	RZASG140MV1 Single Phase	Slim Duct	3 x FDXM50F9	1 x BRC1H52W	1 x KHRQ58H	£3,619.00
		Concealed Floor Standing	3 x FNA50A9	1 x BRC1H52W	1 x KHRQ58H	£4,042.00
		Cassette	4 x FCAG35B	1 x BRC1H52W	3 x KHRQ58T	£5,189.00
		600 x 600 Fully Flat Cassette	4 x FFA35A9	1 x BRC1H52W	3 x KHRQ58T	£5,253.00
		Ceiling Suspended	4 x FHA35A9	1 x BRC1H52W	3 x KHRQ58T	£5,085.00
		Ducted	4 x FBA35A9	1 x BRC1H52W	3 x KHRQ58T	£4,301.00
	RZASG140MY1 Three Phase	Slim Duct	4 x FDXM35F9	1 x BRC1H52W	3 x KHRQ58T	£3,921.00
		Concealed Floor Standing	4 x FNA35A9	1 x BRC1H52W	3 x KHRQ58T	£4,245.00
		Cassette	4 x FCAG35B	1 x BRC1H52W	3 x KHRQ58T	£5,245.00
		600 x 600 Fully Flat Cassette	4 x FFA35A9	1 x BRC1H52W	3 x KHRQ58T	£5,309.00
		Ceiling Suspended	4 x FHA35A9	1 x BRC1H52W	3 x KHRQ58T	£5,141.00
		Ducted	4 x FBA35A9	1 x BRC1H52W	3 x KHRQ58T	£4,357.00
RZASG140MY1 Three Phase	Slim Duct	4 x FDXM35F9	1 x BRC1H52W	3 x KHRQ58T	£3,977.00	
	Concealed Floor Standing	4 x FNA35A9	1 x BRC1H52W	3 x KHRQ58T	£4,301.00	

Sky Air – Duty Rotation


In an infrastructure cooling application, it is standard practice to have a standby air conditioning unit or units. The standby unit will automatically operate in the event of a fault with one of the duty units. It is also usual to rotate the operation of the duty and standby units to ensure equal use of all units.



BRC1H52(W/S/K) Remote Controller

Daikin's latest generation of hard wired remote controllers now support automatic duty rotation and standby operation on fault.

- › One controller for up to 16 systems
- › Programmable duty rotation changeover period
- › Automatic operation of standby unit on fault




Model	Description	Related Fan Coil	Trade Price
BRC1H52W	Wired touch screen remote controller - White	FAA-B, FHA-A(9), FUA-A, FCAG-B, FBA-A(9), FDA-A, FVA-A	£105.00
BRC1H52S	Wired touch screen remote controller - Silver	FAA-B, FHA-A(9), FUA-A, FCAG-B, FBA-A(9), FDA-A, FVA-A	£110.00
BRC1H52K	Wired touch screen remote controller - Black	FAA-B, FHA-A(9), FUA-A, FCAG-B, FBA-A(9), FDA-A, FVA-A	£114.00

RTD-10 Interface

A single interface per group to carry out automatic duty rotation and standby operation on fault or high temperature.

- › Programmable duty rotation changeover period
- › Automatic operation of standby unit on fault and fixed high temperature
- › Dual level alarm volt free contact output



Model	Description	Related Fan Coil	Trade Price
RTD-10	Control interface with duty rotation function	All units with P1/P2 interface*	£275.00

Automatic Changeover

A single control panel to carry out automatic duty rotation and standby operation on fault or high temperature.

- › 24hr duty rotation changeover period
- › Automatic operation of standby unit on fault and adjustable high temperature
- › Visual indication of unit status
- › Fire alarm and condense pump interlocks
- › Volt free contact alarm output
- › Built-in remote controllers and interface PCBs



Model	Description	Related Fan Coil	Trade Price
UK.PANEL 2SKYAIR	Changeover panel for 2 Sky Air systems	All units with P1/P2 interface*	£2,256.00
UK.PANEL 3SKYAIR	Changeover panel for 3 Sky Air systems	All units with P1/P2 interface*	£2,610.00
UK.PANEL 4SKYAIR	Changeover panel for 4 Sky Air systems	All units with P1/P2 interface*	£2,861.00

* All Sky Air units, all VRV units and some Split units. For Split units check exact unit specification for compatibility

R-410A

CYQS/M/L - DK - F/C/R

Air curtains are the ideal solution to combat the issue of climate separation across retail outlets or office doorways

In conjunction with Biddle, the Daikin ERQ heat pump air curtain solution combines the benefits of the Biddle air curtain technology with the benefits of Daikin ERQ heat pump inverter technology.

Using a combination of rectifier technology, air velocity and temperature control, Daikin ERQ heat pump air curtains deliver greater comfort to staff and customers alike, all year round, in all weathers.


BIDDLE AIR CURTAINS & ERQ PAIRS ARE LISTED ON ECA –
For product listing refer to: <https://etl.beis.gov.uk/products>



F = Free hanging model



C = Cassette model

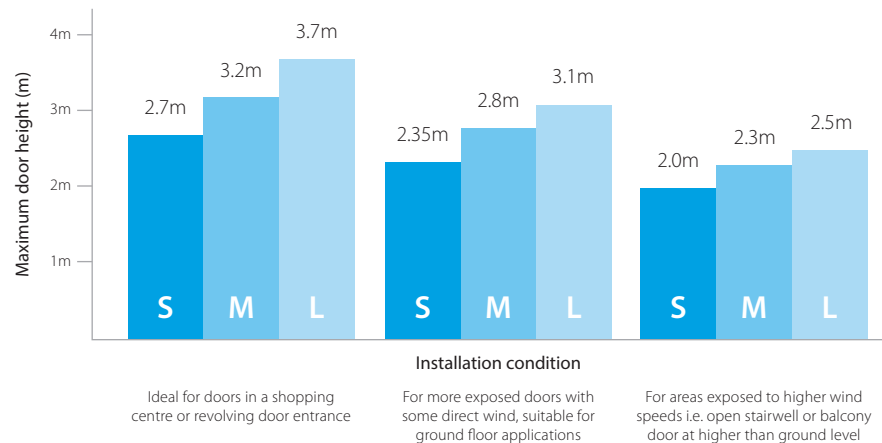


R = Recessed model

Features and benefits:

- › Energy savings up to 72% compared with electric air curtains
- › Short payback times – less than 1.5 years
- › Wide capacity range for maximum application potential plus flexible control options
- › R-410A refrigerant, single and 3 phase
- › Wide operation range: -20~15.5°C in heating
- › Air curtain rectifier technology – deep penetrating airstream
- › Constant air velocity technology – all year round efficiency
- › European patent
- › 1.0, 1.5, 2.0 and 2.5 metre door widths
- › Door heights of up to 3.7 metres
- › Choice of colour RAL9010:White or RAL9006:Grey

Biddle Comfort Air Curtain Range



Selection

- 1) Use the Door Height graph to determine the Air Curtain size relevant to your application
- 2) When you know the size (S/M/L), refer to specific tables to select the model for your required door width
- 3) Select an outdoor unit to pair with the door curtain, based on efficiency and power source

S Biddle Standard Air Curtain (Small) – Door height 2m to 2.7m

Maximum Door Width		m	1.50			2.00			2.50		
Mounting Height *2 Max / Min		m	2.7 / 2.0			2.7 / 2.0			2.7 / 2.0		
Model Name			CYQS150DK80*BN			CYQS200DK100*BN			CYQS250DK140*BN		
Type			* = F	* = C	* = R	* = F	* = C	* = R	* = F	* = C	* = R
Heating Capacity	speed 3 kW		9.00	9.00	9.00	11.60	11.60	11.60	16.20	16.20	16.20
Delta T	Inlet = room temperature speed 3 °K		15	15	15	15	15	15	16	16	16
Power Input (50Hz)	Fan only / Heating kW		0.35 / 0.35	0.35 / 0.35	0.35 / 0.35	0.46 / 0.46	0.46 / 0.46	0.46 / 0.46	0.58 / 0.58	0.58 / 0.58	0.58 / 0.58
Dimensions	Height	mm	270	270	270	270	270	270	270	270	270
	Width	mm	1,500	1,500	1,548	2,000	2,000	2,048	2,500	2,500	2,548
	Depth	mm	590	821	561	590	821	561	590	821	561
Weight		kg	66	83	88	83	102	108	107	129	137
Casing	Colour		white RAL9010	white RAL9010	white RAL9010	white RAL9010	white RAL9010	white RAL9010	white RAL9010	white RAL9010	white RAL9010
Minimum requiring ceiling void		mm	420	420	420	420	420	420	420	420	420
Fan - Air Flow Rate	Heating speed 3 m³/sec		0.485	0.485	0.485	0.647	0.647	0.647	0.808	0.808	0.808
Sound Pressure	Heating speed 3 dBA		49	49	49	50	50	50	51	51	51
Refrigerant	Type		R-410A	R-410A	R-410A	R-410A	R-410A	R-410A	R-410A	R-410A	R-410A
Piping Connections	Liquid (OD) / Gas	inch (mm)	3/8 (9.5) / 5/8 (15.9)	3/8 (9.5) / 5/8 (15.9)	3/8 (9.5) / 5/8 (15.9)	3/8 (9.5) / 5/8 (15.9)	3/8 (9.5) / 5/8 (15.9)	3/8 (9.5) / 5/8 (15.9)	3/8 (9.5) / 3/4 (19)	3/8 (9.5) / 3/4 (19)	3/8 (9.5) / 3/4 (19)
Power Supply		Phase / Hz / V	1 / 50 / 230	1 / 50 / 230	1 / 50 / 230	1 / 50 / 230	1 / 50 / 230	1 / 50 / 230	1 / 50 / 230	1 / 50 / 230	1 / 50 / 230
Trade Unit Price			£3,782.00	£3,782.00	£3,985.00	£4,601.00	£4,601.00	£4,988.00	£5,164.00	£5,164.00	£5,589.00

* 2: Mounting Height at base of Door Curtain Air Outlet. F = Free Hanging / C = Cassette / R = Recessed

Condensing Unit Selection for Small Door Curtain			
Standard Efficiency	ERQ100AV1	ERQ100 AV1	ERQ125AV1 / AW1
Improved Efficiency			ERQ140AV1
High Efficiency			ERQ125AV1 / AW1

M Biddle Standard Air Curtain (Medium) – Door height 2.3m to 3.2m

Maximum Door Width		m	1.00			1.50			2.00			2.5		
Mounting Height *2 Max / Min		m	3.2 / 2.3			3.2 / 2.3			3.2 / 2.3			3.2 / 2.3		
Model Name			CYQM100DK80*BN			CYQM150DK80*BN			CYQM200DK100*BN			CYQM250DK140*BN		
Type			* = F	* = C	* = R	* = F	* = C	* = R	* = F	* = C	* = R	* = F	* = C	* = R
Heating Capacity	speed 3 kW		9.20	9.20	9.20	11.00	11.00	11.00	13.40	13.40	13.40	19.90	19.90	19.90
Delta T	Inlet = room temperature speed 3 °K		17	17	17	14	14	14	13	13	13	15	15	15
Power Input (50Hz)	Fan only / Heating kW		0.37 / 0.37	0.37 / 0.37	0.37 / 0.37	0.56 / 0.56	0.56 / 0.56	0.56 / 0.56	0.75 / 0.75	0.75 / 0.75	0.75 / 0.75	0.94 / 0.94	0.94 / 0.94	0.94 / 0.94
Dimensions	Height	mm	270	270	270	270	270	270	270	270	270	270	270	270
	Width	mm	1,000	1,000	1,048	1,500	1,500	1,548	2,000	2,000	2,048	2,500	2,500	2,548
	Depth	mm	590	821	561	590	821	561	590	821	561	590	821	561
Weight		kg	57	68	66	73	88	93	94	111	117	108	136	144
Casing	Colour		white RAL9010	white RAL9010	white RAL9010	white RAL9010	white RAL9010	white RAL9010	white RAL9010	white RAL9010	white RAL9010	white RAL9010	white RAL9010	white RAL9010
Minimum requiring ceiling void		mm	420	420	420	420	420	420	420	420	420	420	420	420
Fan - Air Flow Rate	Heating speed 3 m³/sec		0.446	0.446	0.446	0.669	0.669	0.669	0.892	0.892	0.892	1.115	1.115	1.115
Sound Pressure	Heating speed 3 dBA		50	50	50	51	51	51	53	53	53	54	54	54
Refrigerant	Type		R-410A	R-410A	R-410A	R-410A	R-410A	R-410A	R-410A	R-410A	R-410A	R-410A	R-410A	R-410A
Piping Connections	Liquid (OD) / Gas	inch (mm)	3/8 (9.5) / 5/8 (15.9)	3/8 (9.5) / 5/8 (15.9)	3/8 (9.5) / 5/8 (15.9)	3/8 (9.5) / 5/8 (15.9)	3/8 (9.5) / 5/8 (15.9)	3/8 (9.5) / 5/8 (15.9)	3/8 (9.5) / 5/8 (15.9)	3/8 (9.5) / 5/8 (15.9)	3/8 (9.5) / 5/8 (15.9)	3/8 (9.5) / 3/4 (19)	3/8 (9.5) / 3/4 (19)	3/8 (9.5) / 3/4 (19)
Power Supply		Phase / Hz / V	1 / 50 / 230	1 / 50 / 230	1 / 50 / 230	1 / 50 / 230	1 / 50 / 230	1 / 50 / 230	1 / 50 / 230	1 / 50 / 230	1 / 50 / 230	1 / 50 / 230	1 / 50 / 230	1 / 50 / 230
Trade Unit Price			£3,668.00	£3,668.00	£3,786.00	£4,368.00	£4,368.00	£4,572.00	£5,471.00	£5,471.00	£5,856.00	£6,261.00	£6,261.00	£6,678.00

* 2: Mounting Height at base of Door Curtain Air Outlet. F = Free Hanging / C = Cassette / R = Recessed

Condensing Unit Selection form Medium Door Curtain			
Standard Efficiency	ERQ100AV1	ERQ100AV1	ERQ100AV1
Improved Efficiency			ERQ125AV1 / AW1
High Efficiency			ERQ125AV1 / AW1

R-410A

L Biddle Standard Air Curtain (Large) – Door height 2.5m to 3.7m

Maximum Door Width		m		1.00			1.50			2.00			2.5		
Mounting Height *2 Max / Min		m		3.7 / 2.5			3.7 / 2.5			3.7 / 2.5			3.7 / 2.5		
Model Name		CYQL100DK125*BN			CYQL150DK200*BN			CYQL200DK250*BN			CYQL250DK250*BN				
Type		* = F	* = C	* = R	* = F	* = C	* = R	* = F	* = C	* = R	* = F	* = C	* = R		
Heating Capacity	speed 3 kW	15.60	15.60	15.60	23.30	23.30	23.30	29.40	29.40	29.40	31.10	31.10	31.10		
Delta T	Inlet = room temperature speed 3 °K	15	15	15	15	15	15	14	14	14	12	12	12		
Power Input (50Hz)	Fan only / Heating kW	0.75 / 0.75	0.75 / 0.75	0.75 / 0.75	1.13 / 1.13	1.13 / 1.13	1.13 / 1.13	1.50 / 1.50	1.50 / 1.50	1.50 / 1.50	1.88 / 1.88	1.88 / 1.88	1.88 / 1.88		
Dimensions	Height mm	370	370	370	370	370	370	370	370	370	370	370	370		
	Width mm	1,000	1,000	1,048	1,500	1,500	1,548	2,000	2,000	2,048	2,500	2,500	2,548		
	Depth mm	774	1105	745	774	1105	745	774	1105	745	774	1105	745		
Weight	kg	76	81	83	100	118	141	126	151	155	157	190	196		
Casing	Colour	white RAL9010	white RAL9010	white RAL9010	white RAL9010	white RAL9010	white RAL9010	white RAL9010	white RAL9010	white RAL9010	white RAL9010	white RAL9010	white RAL9010		
Minimum requiring ceiling void mm		520	520	520	520	520	520	520	520	520	520	520	520		
Fan - Air Flow Rate	Heating speed 3 m ³ /sec	0.861	0.861	0.861	1.292	1.292	1.292	1.722	1.722	1.722	2.153	2.153	2.153		
Sound Pressure	Heating speed 3 dBA	53	53	53	54	54	54	56	56	56	57	57	57		
Refrigerant	Type	R-410A	R-410A	R-410A	R-410A	R-410A	R-410A	R-410A	R-410A	R-410A	R-410A	R-410A	R-410A		
Piping Connections	Liquid (OD) / Gas inch (mm)	3/8 (9.5) / 5/8 (15.9)	3/8 (9.5) / 5/8 (15.9)	3/8 (9.5) / 5/8 (15.9)	3/8 (9.5) / 3/4 (19)	3/8 (9.5) / 3/4 (19)	3/8 (9.5) / 3/4 (19)	3/8 (9.5) / 7/8 (22.2)	3/8 (9.5) / 7/8 (22.2)	3/8 (9.5) / 7/8 (22.2)	3/8 (9.5) / 7/8 (22.2)	3/8 (9.5) / 7/8 (22.2)	3/8 (9.5) / 7/8 (22.2)		
Power Supply	Phase / Hz / V	1 / 50 / 230	1 / 50 / 230	1 / 50 / 230	1 / 50 / 230	1 / 50 / 230	1 / 50 / 230	1 / 50 / 230	1 / 50 / 230	1 / 50 / 230	1 / 50 / 230	1 / 50 / 230	1 / 50 / 230		
Trade Unit Price		£4,183.00	£4,183.00	£4,196.00	£5,966.00	£5,966.00	£6,160.00	£7,406.00	£7,406.00	£7,792.00	£8,644.00	£8,644.00	£9,120.00		

* 2: Mounting Height at base of Door Curtain Air Outlet. F = Free Hanging / C = Cassette / R = Recessed

Condensing Unit Selection for Large Door Curtain

Standard Efficiency	ERQ125AV1 / AW1	ERQ200AW1		
Improved Efficiency	ERQ140AV1	ERQ250AW1	ERQ250AW1	ERQ250AW1
High Efficiency	ERQ200AW1			

ERQ Condensing Units



ERQ100-140A



ERQ200-250A

			Single Phase			3 Phase		
			ERQ100AV1	ERQ125AV1	ERQ140AV1	ERQ125AW1	ERQ200AW1	ERQ250AW1
Capacity	Nominal Cooling	kW	11.2	14.0	15.5	14.0	22.4	28.0
Heating Capacity	Nominal Heating	kW	12.5	16.0	18.0	16.0	25.0	31.5
Dimensions	Height	mm	1345	1345	1345	1680	1680	1680
	Width	mm	900	900	900	635	930	930
	Depth	mm	320	320	320	765	765	765
Weight		kg	120	120	120	159	187	240
Pipe Run		m	55	55	55	55	55	55
Airflow Direction			Side blow	Side blow	Side blow	Side blow	Top blow	Top blow
Trade Unit Price			£1,994.00	£2,224.00	£2,665.00	£2,268.00	£3,914.00	£4,078.00

Accessories for all Door Curtains

Accessory Ref	Description	Trade Price
BRC1H52W	Wired touch screen remote controller - White	£105.00
BRC1H52S	Wired touch screen remote controller - Silver	£110.00
BRC1H52K	Wired touch screen remote controller - Black	£114.00
KRCS01-1	Remote room mounted temperature sensor	£59.00
RTD-20 and UK.FB2	Energy control PCB for Sky Air and VRV	£327.00

Notes:

i) To calculate the price for a complete system, add together the prices for door curtain, ERQ and remote controller.

1 off	CYQL100DK125FBN	£4,183.00
1 off	ERQ125AV1	£2,224.00
1 off	BRC1H52W	£105.00

Total		£6,512.00
--------------	--	------------------

R-410A

Air Cooled Heat Pump Inverter

Condensing Unit Kit for DX Coil

Daikin offers a range of R410A inverter condensing units for application with air handling units:

- > Inverter controlled heat pump units
- > Large capacity range (from 6.3 to 61.6 kW)
- > Ventilation and air conditioning in one solution
- > EKEXV-kit and control boxes are designed for outdoor installation and can be wall mounted
- > Per EKEXV-kit/control box, only one air handling unit coil can be connected
- > Outdoor unit operation range: -5°CDB ~ 43°CDB in cooling
- > For connectivity to VRV IV systems, please consult with your local Daikin representative

Outdoor unit	Trade Unit Price	Control box			Expansion Valve Kit									
		control z	control y, w	control z	class 63	class 80	class 100	class 125	class 140	class 200	class 250	class 400	class 500	
		EKEQDCB	EKEQFCBA	EKEQMCBA	EKEXV63	EKEXV80	EKEXV100	EKEXV125	EKEXV140	EKEXV200	EKEXV250	EKEXV400	EKEXV500	
1ph	ERQ100AV1	£1,994.00	P	P & VRV	VRV only	P	P	P	P	-	-	-	VRV only	VRV only
	ERQ125AV1	£2,224.00	P	P & VRV		P	P	P	P	P	-	-		
	ERQ140AV1	£2,665.00	P	P & VRV		-	P	P	P	P	-	-		
3ph	ERQ125AW1	£2,268.00	P	P & VRV		P	P	P	P	P	-	-		
	ERQ200AW1	£3,914.00	P	P & VRV		-	-	P	P	P	P	P		
	ERQ250AW1	£4,078.00	P	P & VRV		-	-	-	P	P	P	P		
Trade Acc. Price			£409.00	£473.00	£728.00	£91.00	£93.00	£102.00	£112.00	£129.00	£155.00	£172.00	£190.00	£210.00

P: Pair Combination depending on air handling units coils volume

Flexible control possibilities:

Control w:

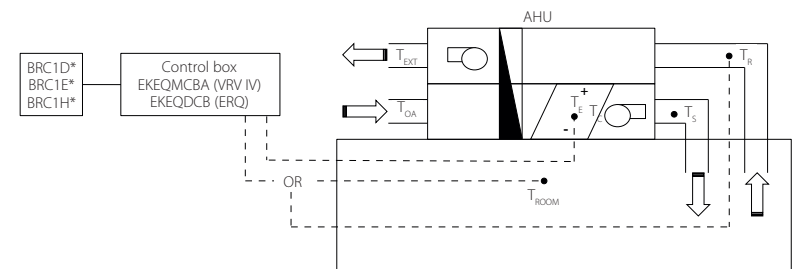
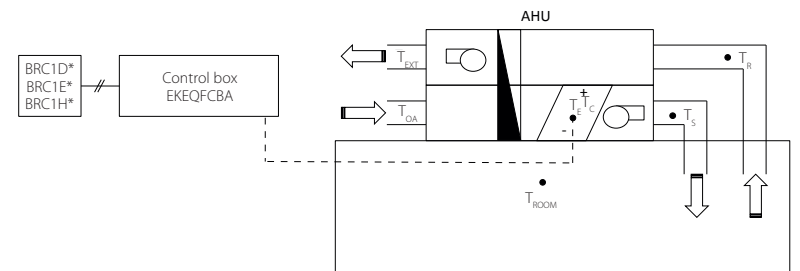
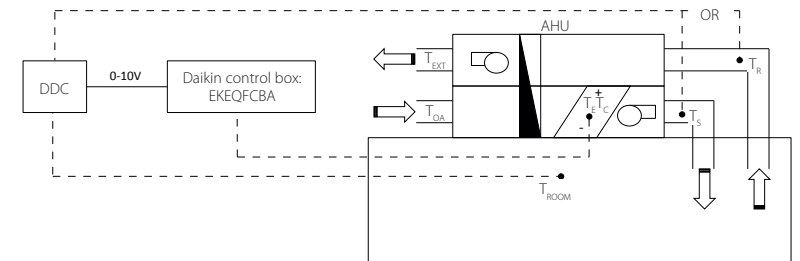
Full external control from 3rd party temperature controller with volt free remote enable contact and linear variable capacity control output (3rd party DDC Controller required).

Control y:

External control from 3rd party temperature controller with volt free remote enable contact. Fixed evaporating temperature selection, range: +3°C to +10°C.

Control z (Madoka required):

Control via Daikin Madoka remote controller and return air or remote sensor (KRCS01-1 optional). A volt free remote enable contact is required to confirm fan operation status. For re-circ applications only.



For all AHU application selections with ERQ and VRV systems, please consult with a member of Daikin staff to ensure correct selection and AHU coil design parameters.

R-134a

ERAD~E-

Large Condensing Units



Features:

- › One refrigerant circuit with single screw compressor (Integrated oil separator)
- › Compact design
- › Large operation range (Ambient temperature down to -18°C)
- › Two sound versions available
- › Extensive option list (Heat recovery option available)
- › Connectability with Daikin AHU's
- › MicroTech 4 controller allowing full compatibility with optional Daikin on-site, cloud-based monitoring

			Large Condensing Unit (Standard Noise Level)									
			ERAD120E-SS	ERAD140E-SS	ERAD170E-SS	ERAD200E-SS	ERAD220E-SS	ERAD250E-SS	ERAD310E-SS	ERAD370E-SS	ERAD440E-SS	ERAD490E-SS
Capacity	Nominal Cooling	kW	121	144	165	196	219	251	309	370	435	488
EER			2.88	2.82	2.86	2.99	2.95	3.27	3.3	3.02	2.95	3.02
Refrigerant			R134a									
Dimensions	Length	mm	2165	2165	3065	3065	3965	3965	3070	3070	3070	3070
	Height	mm	2273	2273	2273	2273	2273	2273	2223	2223	2223	2223
	Width	mm	1292	1292	1292	1292	1292	1292	2236	2236	2236	2236
Weight		kg	1584	1584	1741	1741	1981	1981	2756	2756	2756	2756
Electrical Details	Power Supply	V	400									
		Hz	50									
		ph	3									

Trade Unit Price	POA	POA	POA	POA	POA	POA	POA	POA	POA	POA	POA	POA
-------------------------	------------	------------	------------	------------	------------	------------	------------	------------	------------	------------	------------	------------

			Large Condensing Unit (Low Noise Level)									
			ERAD120E-SL	ERAD140E-SL	ERAD160E-SL	ERAD190E-SL	ERAD210E-SL	ERAD240E-SL	ERAD300E-SL	ERAD350E-SL	ERAD410E-SL	ERAD460E-SL
Capacity	Nominal Cooling	kW	116	137	159	187	209	243	298	352	409	462
EER			2.74	2.61	2.75	2.83	2.83	3.11	3.24	2.88	2.73	2.76
Refrigerant			R134a									
Dimensions	Length	mm	2165	2165	3065	3065	3965	3965	3070	3070	3070	3070
	Height	mm	2273	2273	2273	2273	2273	2273	2223	2223	2223	2223
	Width	mm	1292	1292	1292	1292	1292	1292	2236	2236	2236	2236
Weight		kg	1684	1684	1841	2036	2036	2036	2789	2789	2789	2789
Electrical Details	Power Supply	V	400									
		Hz	50									
		ph	3									

Trade Unit Price	POA	POA	POA	POA	POA	POA	POA	POA	POA	POA	POA	POA
-------------------------	------------	------------	------------	------------	------------	------------	------------	------------	------------	------------	------------	------------

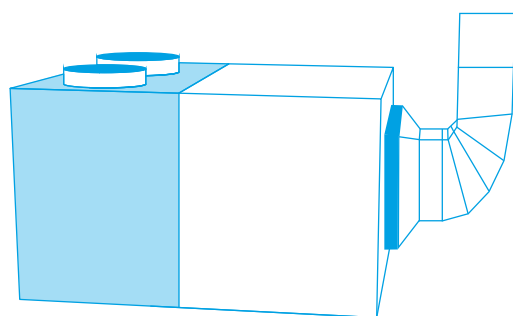
Notes:

- i) Please contact your local sales office for further information on these products – Download information from www.daikin.co.uk
- ii) Nominal cooling capacities are based on 35°C ambient, evaporating temperature 7°C
- iii) Thermal expansion device not provided
- iv) Commissioning by Daikin Air Conditioning UK is mandatory and can be arranged through your regional service department with pricing detailed on page 305



Wide range of R-32 rooftop units to cover your needs

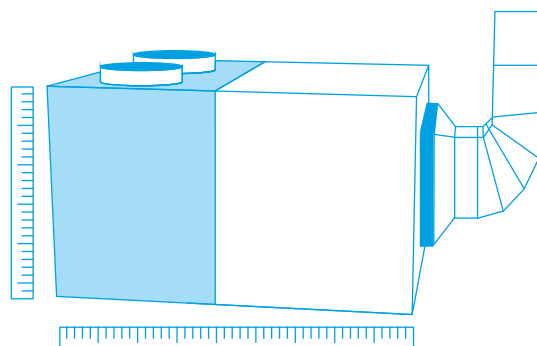
Made-To-Stock units (MTS)



48 predefined units readily available from stock

- › Fast delivery
- › 3 versions: Base, 2 dampers and 3 dampers
 - › Thermodynamic heat recovery available on full FC3 range
- › Extended capacity up to 190 kW
- › Comes with a wide range of standard integrated features

Made-To-Order units (MTO)



Fully customisable units for maximum flexibility

- › Almost infinite configuration possibilities thanks to wide choice of options
- › 4 versions: Base, 2 dampers, 3 dampers and 4 dampers
 - › Thermodynamic heat recovery available on full FC3 range
 - › Premium efficiency plate heat exchanger available on RS4 range



- › Extended capacity up to 190 kW
- › Comes with a wide range of standard integrated features
- › Easy selection via selection software: rooftop.daikin.eu

Standard integrated features on all Made-To-Stock and Made-To-Order units

1 R-32 refrigerant

- › Top sustainability thanks to the use of low GWP (675) refrigerant
- › Single component refrigerant, easy to re-use and recycle



BLUEVOLUTION

2 Inverter driven compressors

- › Great year-round seasonal efficiency
- › Available up to 120 kW models

3 Increased capacity range up to 190 kW

- › More flexibility to tackle larger projects with a small footprint



4 25 mm double skinned panels

- › Ensuring long-lasting life and providing good thermal and sound insulation

5 Full colour touch display

- › Intuitive to use
- › Better visualisation of unit parameters



6 Integrated connectivity

- › Direct integration into Daikin intelligent Touch Manager BMS (via BACNET protocol)
- › Easy integration in 3rd party BMS systems via Ethernet port (BACnet TCP/IP & Modbus TCP/IP) or 3-cable port (Modbus over RS485)



7 Selection software

- › Easy selection of the correction unit and options based on location conditions
- › Direct availability of technical drawings



Select and configure your rooftop now

rooftop.daikin.eu



More standard integrated features

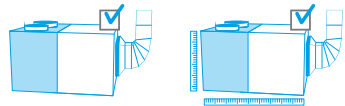
- › ISO Coarse 75% filter (G4) (standard for MTS only)
- › Standard clogged filter alarm
- › Flexible air delivery
- › Hydrophilic aluminum fins on indoor and outdoor unit side
- › Mesh coil guard on outdoor heat exchanger
- › Factory mounted drain pan with heater
- › Single operation voltage-free contact
- › Power supply connection safety through max/min voltage relay and reversed phase connection

Daikin ErP Rooftops

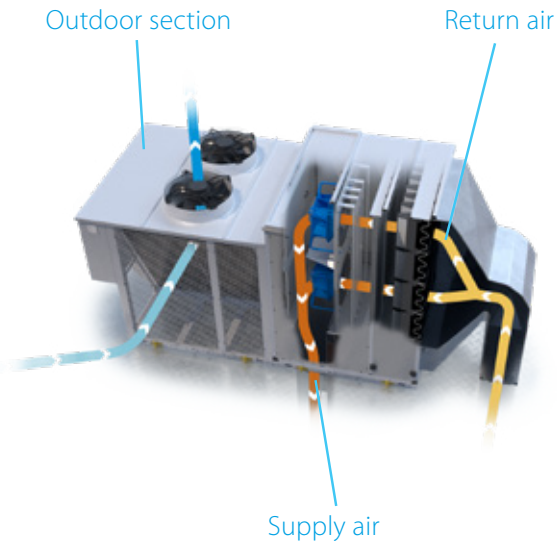
UATYA-BBAY1

High installation flexibility and easy servicing

- › Easy to install Plug & Play concept plus single installation configuration; no additional piping is required since indoor and outdoor sides are pre-connected
- › High efficiency and reliable scroll compressor
- › Factory pre-charged refrigerant ensures clean and efficient operation



Made-To-Stock units (MTS) Made-To-Order units (MTO)

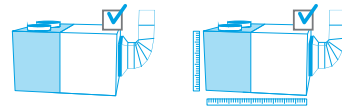


Heating operation example

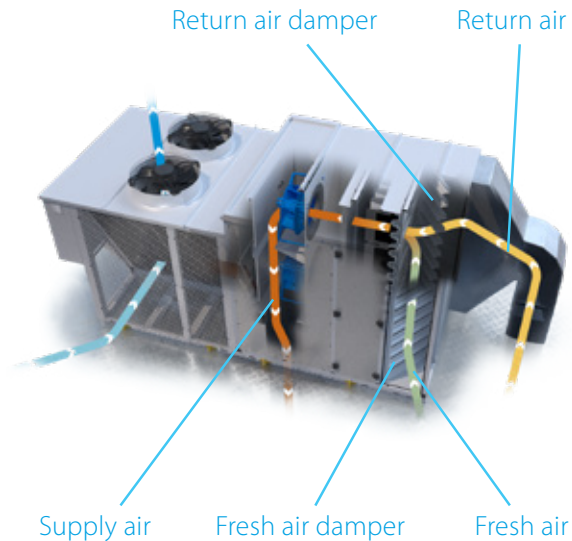
UATYA-BFC2Y1

2 damper version, with integrated fresh air

- › Free cooling with 100% fresh air possible
 - › Improved air quality
 - › Energy saving using fresh outdoor air to cool the building
- › Standard CO₂ sensor connection
 - › Ideal balance between efficiency and indoor air quality
- › Includes all base model features



Made-To-Stock units (MTS) Made-To-Order units (MTO)

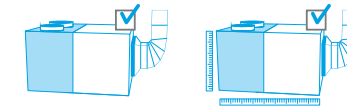


Heating operation example

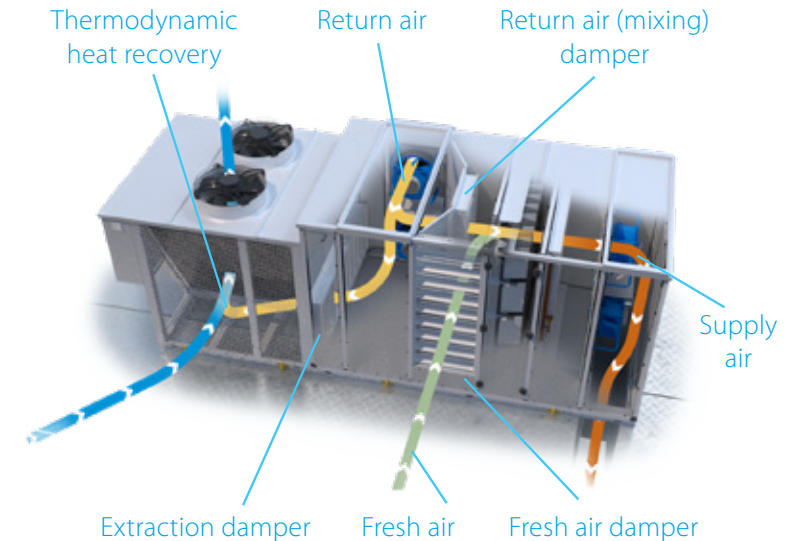
UATYA-BFC3Y1

3 damper version, with integrated fresh air and extraction

- › Extraction damper integrated
 - › Eliminates excessive overpressure in the building
 - › UATYQ45-115AFC3Y1 models include highly efficient extraction fan for optimum air circulation in larger buildings
- › Thermo dynamic heat recovery
 - › Saves energy by recovering waste heat through the outdoor heat exchanger
 - › Available on UATYQ20-55AFC3Y1










Made-To-Stock units (MTS) Made-To-Order units (MTO)



Heating operation example

Products overview rooftops

Capacity class (kW)

Model	MTS Product name	Version	25	30	40	50	60	70	80	90	100	110	120	140	150	160	180	190
Rooftop unit With extensive base package for high installation flexibility and easy servicing - 'Plug & Play' for easy installation - High efficiency - Field convertible return and supply air - Direct integration with Daikin or third party BMS - Factory pre-charged refrigerant	UATYA-BBAY1	MTS MTO	●	●	●	●	●	●	●	●	●	●	●	●	●	●	●	●
Rooftop unit 2 damper version with integrated fresh air - 'Plug & Play' for easy installation - Free cooling with up to 100% fresh air intake - High efficiency - Field convertible return and supply air - Direct integration with Daikin or third party BMS	UATYA-BFC2Y1	MTS MTO	●	●	●	●	●	●	●	●	●	●	●	●	●	●	●	●
Rooftop unit 3 damper version with integrated fresh air and extraction - 'Plug & Play' for easy installation - Integrated extraction damper eliminates over-pressure - Thermo dynamic heat recovery, recovering waste heat - Free cooling with up to 100% fresh air intake - Field convertible return and supply air	UATYA-BFC3Y1	MTS MTO	●	●	●	●	●	●	●	●	●	●	●	●	●	●	●	●
Rooftop unit 4 damper version with integrated fresh air, extraction and plate heat exchanger - Premium efficiency plate heat exchanger, recovering waste heat - 'Plug & Play' for easy installation - Integrated extraction damper eliminates over-pressure - Thermo dynamic heat recovery, recovering waste heat - Free cooling with up to 100% fresh air intake - Field convertible return and supply air	UATYA-BRS4*	MTO																

*Indicative model name. Correct model name to be retrieved from selection software.

R-32

UATYA-BBAY1 Rooftop Packaged Unit – Base



		UATYA25 BBAY1	UATYA30 BBAY1	UATYA40 BBAY1	UATYA50 BBAY1	UATYA60 BBAY1	UATYA70 BBAY1	UATYA80 BBAY1	UATYA90 BBAY1	UATYA100 BBAY1	UATYA110 BBAY1	UATYA120 BBAY1	UATYA140 BBAY1	UATYA150 BBAY1	UATYA160 BBAY1	UATYA180 BBAY1	UATYA190 BBAY1	
Capacity	UK Total Cooling	kW	23.5	30.1	34.8	41.0	53.3	59.8	68.3	81.4	88.0	99.2	103.9	121.5	130.7	143.0	156.6	170.1
	UK Sensible Cooling	kW	18.6	23.7	27.2	32.2	40.0	45.2	55.9	59.1	66.1	76.1	83.2	98.2	103.9	116.2	120.8	132.1
	Nominal Heating	kW	25.3	31.1	36.3	46.2	55.1	64.9	68.5	84.2	92.8	101.5	108	123.1	136.4	147.1	157.1	176.9
Nominal Efficiency	EER		2.83	3.09	3.06	2.96	3.12	2.92	3.09	3.06	2.97	2.99	2.91	3.14	3.02	3.05	3.07	2.97
	COP		3.22	3.31	3.26	3.24	3.25	3.21	3.37	3.22	3.20	3.35	3.25	3.44	3.33	3.26	3.33	3.27
Seasonal Efficiency	ηs,c	%	181.6	192.6	216.1	210.5	217.1	178.1	219.4	215.8	203.7	208.6	203.0	172.1	167.2	167.6	162.8	160.2
	ηs,h	%	131.0	132.2	143.8	143.0	135.6	133.5	145.2	143.0	141.6	139.3	138.3	132.5	131.4	130.8	129.5	130.6
Dimensions	Height	mm	1924	1924	2374	2374	1924	2374	2374	2374	2374	2374	2374	2374	2374	2374	2374	2374
	Width	mm	2250	2250	2250	2250	2250	2250	2250	2250	2250	2250	2250	2250	2250	2250	2250	2250
	Depth	mm	2427	2427	2427	2427	4317	4317	4317	4317	4317	4317	4317	5117	5117	5117	5117	5117
Weight		kg	852	908	966	986	1,551	1,651	1,798	1,856	1,922	2,008	2,018	2,454	2,462	2,504	2,558	2,636
External Static Pressure		Pa	300	300	300	300	300	300	300	300	300	300	300	300	300	300	300	300
Air Flow Rate	Evaporator	m ³ /sec	1.25	1.61	2.08	2.50	3.06	3.61	4.03	4.58	5.00	5.50	6.00	6.94	7.36	7.78	8.47	8.75
Refrigerant			R32	R32	R32	R32	R32	R32	R32	R32	R32	R32	R32	R32	R32	R32	R32	R32
Sound Pressure	Nominal	dBA	63.9	66	68	67.3	69	68.1	72.6	68.7	69.9	70.6	74.2	68.3	68.3	68.7	69.1	70
Operating Range	Cooling	°CDB	-10 / 48	-10 / 48	-10 / 48	-10 / 48	-10 / 48	-10 / 48	-10 / 48	-10 / 48	-10 / 48	-10 / 48	-10 / 48	-10 / 48	-10 / 48	-10 / 48	-10 / 48	-10 / 48
	Heating	°CWB	-15 / 26	-15 / 26	-15 / 26	-15 / 26	-15 / 26	-15 / 26	-15 / 26	-15 / 26	-15 / 26	-15 / 26	-15 / 26	-15 / 26	-15 / 26	-15 / 26	-15 / 26	-15 / 26
Electrical Details	Power Supply	V	400	400	400	400	400	400	400	400	400	400	400	400	400	400	400	400
		Hz	50	50	50	50	50	50	50	50	50	50	50	50	50	50	50	50
		Phase	3ph	3ph	3ph	3ph	3ph	3ph	3ph	3ph	3ph	3ph	3ph	3ph	3ph	3ph	3ph	3ph
	Running Current	A	13.3	22.6	23.4	31.6	34.5	42.0	47.9	65.0	65.0	68.4	68.4	98.6	107.4	116.0	125.2	131.2
	Recommended Fuse Size	A	25	40	40	50	50	63	80	100	100	100	100	160	160	200	200	200
Trade Unit Price			£15,590.00	£17,605.00	£19,959.00	£22,489.00	£25,510.00	£27,616.00	£30,102.00	£33,713.00	£35,712.00	£37,683.00	£39,364.00	£44,907.00	£47,025.00	£48,997.00	£53,813.00	£55,420.00

R-32**UATYA-BFC2Y1 Rooftop Packaged Unit – FC2**

			UATYA25 BFC2Y1	UATYA30 BFC2Y1	UATYA40 BFC2Y1	UATYA50 BFC2Y1	UATYA60 BFC2Y1	UATYA70 BFC2Y1	UATYA80 BFC2Y1	UATYA90 BFC2Y1	UATYA100 BFC2Y1	UATYA110 BFC2Y1	UATYA120 BFC2Y1	UATYA140 BFC2Y1	UATYA150 BFC2Y1	UATYA160 BFC2Y1	UATYA180 BFC2Y1	UATYA190 BFC2Y1
Capacity	UK Total Cooling	kW	23.5	30.1	34.8	41.0	53.3	59.8	68.3	81.4	88.0	99.2	103.9	121.5	130.7	143.0	156.6	170.1
	UK Sensible Cooling	kW	18.6	23.7	27.2	32.2	40.0	45.2	55.9	59.1	66.1	76.1	83.2	98.2	103.9	116.2	120.8	132.1
	Nominal Heating	kW	25.3	31.1	36.3	46.2	55.1	64.9	68.5	84.2	92.8	101.5	108	123.1	136.4	147.1	157.1	176.9
Nominal Efficiency	EER (with 30% fresh air)		2.97	3.26	3.21	3.10	3.28	3.06	3.26	3.24	3.13	3.13	3.03	3.29	3.16	3.19	3.21	3.10
	COP (with 30% fresh air)		3.41	3.56	3.48	3.51	3.47	3.44	3.62	3.47	3.46	3.60	3.48	3.69	3.57	3.50	3.58	3.55
Seasonal Efficiency	η _{s,c}	%	181.6	192.6	216.1	210.5	217.1	178.1	219.4	215.8	203.7	208.6	203.0	172.1	167.2	167.6	162.8	160.2
	η _{s,h}	%	131.0	132.2	143.8	143.0	135.6	133.5	145.2	143.0	141.6	139.3	138.3	132.5	131.4	130.8	129.5	130.6
Dimensions	Height	mm	1924	1924	2374	2374	1924	1924	2374	2374	2374	2374	2374	2374	2374	2374	2374	2374
	Width	mm	2250	2250	2250	2250	2250	2250	2250	2250	2250	2250	2250	2250	2250	2250	2250	2250
	Depth	mm	2943	2943	2943	2943	4879	4879	4879	4879	4879	4879	4879	5679	5679	5679	5679	5679
Weight		kg	981	1,014	1,084	1,143	1,703	1,803	1,984	2,040	2,110	2,196	2,206	2,658	2,668	2,708	2,746	2,828
External Static Pressure		Pa	300	300	300	300	300	300	300	300	300	300	300	300	300	300	300	300
Air Flow Rate	Evaporator	m ³ /sec	1.25	1.61	2.08	2.50	3.06	3.61	4.03	4.58	5.00	5.50	6.00	6.94	7.36	7.78	8.47	8.75
Refrigerant			R32	R32	R32	R32	R32	R32	R32	R32	R32	R32	R32	R32	R32	R32	R32	R32
Sound Pressure	Nominal	dBA	63.9	66	68	67.3	69	68.1	72.6	68.7	69.9	70.6	74.2	68.3	68.3	68.7	69.1	70
Operating Range	Cooling	°CDB	-10 / 48	-10 / 48	-10 / 48	-10 / 48	-10 / 48	-10 / 48	-10 / 48	-10 / 48	-10 / 48	-10 / 48	-10 / 48	-10 / 48	-10 / 48	-10 / 48	-10 / 48	-10 / 48
	Heating	°CWB	-15 / 26	-15 / 26	-15 / 26	-15 / 26	-15 / 26	-15 / 26	-15 / 26	-15 / 26	-15 / 26	-15 / 26	-15 / 26	-15 / 26	-15 / 26	-15 / 26	-15 / 26	-15 / 26
Electrical Details	Power Supply	V	400	400	400	400	400	400	400	400	400	400	400	400	400	400	400	400
		Hz	50	50	50	50	50	50	50	50	50	50	50	50	50	50	50	50
		Phase	3ph	3ph	3ph	3ph	3ph	3ph	3ph	3ph	3ph	3ph	3ph	3ph	3ph	3ph	3ph	3ph
	Running Current	A	13.3	22.6	23.4	31.6	34.5	42.0	47.9	65.0	65.0	68.4	68.4	98.6	107.4	116.0	125.2	131.2
	Recommended Fuse Size	A	25	40	40	50	50	63	80	100	100	100	100	160	160	160	200	200
Trade Unit Price			£16,825.00	£18,988.00	£21,283.00	£23,712.00	£26,924.00	£29,116.00	£31,538.00	£35,302.00	£37,508.00	£39,387.00	£40,927.00	£46,556.00	£48,606.00	£50,486.00	£55,266.00	£56,718.00

R-32**UATYA-BFC3Y1 Rooftop Packaged Unit – FC3**

			UATYA25 BFC3Y1	UATYA30 BFC3Y1	UATYA40 BFC3Y1	UATYA50 BFC3Y1	UATYA60 BFC3Y1	UATYA70 BFC3Y1	UATYA80 BFC3Y1	UATYA90 BFC3Y1	UATYA100 BFC3Y1	UATYA110 BFC3Y1	UATYA120 BFC3Y1	UATYA140 BFC3Y1	UATYA150 BFC3Y1	UATYA160 BFC3Y1	UATYA180 BFC3Y1	UATYA190 BFC3Y1
Capacity	UK Total Cooling	kW	23.5	30.1	34.8	41.0	53.3	59.8	68.3	81.4	88.0	99.2	103.9	121.5	130.7	143.0	156.6	170.1
	UK Sensible Cooling	kW	18.6	23.7	27.2	32.2	40.0	45.2	55.9	59.1	66.1	76.1	83.2	98.2	103.9	116.2	120.8	132.1
	Nominal Heating	kW	25.3	31.1	36.3	46.2	55.1	64.9	68.5	84.2	92.8	101.5	108.0	123.1	136.4	147.1	157.1	176.9
Nominal Efficiency	EER (with 30% fresh air)		2.96	3.20	3.27	3.12	3.23	3.00	3.21	3.22	3.14	3.11	3.01	3.26	3.14	3.18	3.21	3.14
	COP (with 30% fresh air)		3.38	3.48	3.51	3.46	3.40	3.39	3.56	3.45	3.42	3.57	3.40	3.62	3.57	3.49	3.63	3.50
Seasonal Efficiency	η _{s,c}	%	181.6	192.6	216.1	210.5	217.1	178.1	219.4	215.8	203.7	208.6	203.0	172.1	167.2	167.6	162.8	160.2
	η _{s,h}	%	131.0	132.2	143.8	143.0	135.6	133.5	145.2	143.0	141.6	139.3	138.3	132.5	131.4	130.8	129.5	130.6
Dimensions	Height	mm	1924	1924	2374	2374	1924	1924	2374	2374	2374	2374	2374	2374	2374	2374	2374	2374
	Width	mm	2250	2250	2250	2250	2250	2250	2250	2250	2250	2250	2250	2250	2250	2250	2250	2250
	Depth	mm	3514	3514	3514	3514	6317	6317	6317	6317	6317	6317	6317	6317	7117	7117	7117	7117
Weight		kg	1166	1196	1310	1329	1996	2094	2336	2382	2452	2548	2558	3024	3035	3074	3192	3271
External Static Pressure		Pa	300	300	300	300	300	300	300	300	300	300	300	300	300	300	300	300
Air Flow Rate	Evaporator	m ³ /sec	1.25	1.61	2.08	2.50	3.06	3.61	4.03	4.58	5.00	5.50	6.00	6.94	7.36	7.78	8.47	8.75
Refrigerant			R32	R32	R32	R32	R32	R32	R32	R32	R32	R32	R32	R32	R32	R32	R32	R32
Sound Pressure	Nominal	dBA	63.9	66	68	67.3	69	68.1	72.6	68.7	69.9	70.6	74.2	68.3	68.3	68.7	69.1	70
Operating Range	Cooling	°CDB	-10 / 48	-10 / 48	-10 / 48	-10 / 48	-10 / 48	-10 / 48	-10 / 48	-10 / 48	-10 / 48	-10 / 48	-10 / 48	-10 / 48	-10 / 48	-10 / 48	-10 / 48	-10 / 48
	Heating	°CWB	-15 / 26	-15 / 26	-15 / 26	-15 / 26	-15 / 26	-15 / 26	-15 / 26	-15 / 26	-15 / 26	-15 / 26	-15 / 26	-15 / 26	-15 / 26	-15 / 26	-15 / 26	-15 / 26
Electrical Details	Power Supply	V	400	400	400	400	400	400	400	400	400	400	400	400	400	400	400	400
		Hz	50	50	50	50	50	50	50	50	50	50	50	50	50	50	50	50
		Phase	3ph	3ph	3ph	3ph	3ph	3ph	3ph	3ph	3ph	3ph	3ph	3ph	3ph	3ph	3ph	3ph
	Running Current	A	15.4	24.7	27.6	35.8	38.7	47.4	55.3	73.4	73.4	76.8	76.8	118.2	126.8	140	146	
	Recommended Fuse Size	A	25	40	40	50	50	63	80	100	100	100	100	160	160	160	200	200
Trade Unit Price			£19,139.00	£21,586.00	£25,406.00	£29,306.00	£32,973.00	£35,548.00	£37,303.00	£41,202.00	£44,165.00	£46,416.00	£48,272.00	£54,940.00	£57,388.00	£59,637.00	£65,321.00	£67,079.00

Field applied accessories for made-to-stock units

Model	MTS - BASE series - UATYA-BBAY1						MTS - FC2 series - UATYA-BFC2Y1						MTS - FC3 series - UATYA-BFC3Y1								
	25-30	40	50	60-70	80-120	140-190	25-30	40-50	60-70	80-90	100-120	140-190	25-30	40-50	60-70	80-100	110-120	140-180	190		
Control	UATYAWRC Remote Touch Screen Wired Remote Controller	•	•	•	•	•	•	•	•	•	•	•	•	•	•	•	•	•	•		
	UATYACO2P Duct Air Quality CO2 Probe	•	•	•	•	•	•	•	•	•	•	•	•	•	•	•	•	•	•		
	UATYACAP Contant Air Pressure Control Airflow Transducer	•	•	•	•	•	•	•	•	•	•	•	•	•	•	•	•	•	•		
	UATYARRP Room Temperature Return Probe (incl. housing)	•	•	•	•	•	•	•	•	•	•	•	•	•	•	•	•	•	•		
	UATYASA Fire and Smoke Alarm	•	•	•	•	•	•	•	•	•	•	•	•	•	•	•	•	•	•		
Air treatment	Filter ISO Coarse 75% (G4)	2x UATYAC75A + 2x UATYAC75B (Standard for MTS)	3x UATYAC75A + 3x UATYAC75B (Standard for MTS)	3x UATYAC75A + 3x UATYAC75B (Standard for MTS)	6x UATYAC75B (Standard for MTS)	12x UATYAC75C (Standard for MTS)	12x UATYAC75C (Standard for MTS)	2x UATYAC75A + 2x UATYAC75B (Standard for MTS)	3x UATYAC75A + 3x UATYAC75B (Standard for MTS)	6x UATYAC75B (Standard for MTS)	12x UATYAC75C (Standard for MTS)	12x UATYAC75C (Standard for MTS)	12x UATYAC75C (Standard for MTS)	2x UATYAC75A + 2x UATYAC75B (Standard for MTS)	3x UATYAC75A + 3x UATYAC75B (Standard for MTS)	6x UATYAC75B (Standard for MTS)	12x UATYAC75C (Standard for MTS)	12x UATYAC75C (Standard for MTS)	12x UATYAC75C (Standard for MTS)	12x UATYAC75C (Standard for MTS)	12x UATYAC75C (Standard for MTS)
	Filter ISO ePM10 50% (M5/F5)	2x UATYAEP- M1050A + 2x UATY- AEPM1050B	3x UATYAEP- M1050A + 3x UATY- AEPM1050B	3x UATYAEP- M1050A + 3x UATY- AEPM1050B	3x UATY- AEPM1050B	12x UATYAEP- M1050C	12x UATYAEP- M1050C	2x UATYAEP- M1050A + 2x UATY- AEPM1050B	3x UATYAEP- M1050A + 3x UATY- AEPM1050B	3x UATY- AEPM1050B	12x UATYAEP- M1050C	12x UATYAEP- M1050C	12x UATYAEP- M1050C	2x UATYAEP- M1050A + 2x UATY- AEPM1050B	3x UATYAEP- M1050A + 3x UATY- AEPM1050B	3x UATY- AEPM1050B	12x UATYAEP- M1050C	12x UATYAEP- M1050C	12x UATYAEP- M1050C	12x UATYAEP- M1050C	12x UATYAEP- M1050C
	Filter ISO ePM10 70% (M6)	2x UATYAEP- M1070A + 2x UATY- AEPM1070B	3x UATYAEP- M1070A + 3x UATY- AEPM1070B	3x UATYAEP- M1070A + 3x UATY- AEPM1070B	6x UATY- AEPM1070B	12x UATYAEP- M1070C	12x UATYAEP- M1070C	2x UATYAEP- M1070A + 2x UATY- AEPM1070B	3x UATYAEP- M1070A + 3x UATY- AEPM1070B	6x UATY- AEPM1070B	12x UATYAEP- M1070C	12x UATYAEP- M1070C	12x UATYAEP- M1070C	2x UATYAEP- M1070A + 2x UATY- AEPM1070B	3x UATYAEP- M1070A + 3x UATY- AEPM1070B	6x UATY- AEPM1070B	12x UATYAEP- M1070C	12x UATYAEP- M1070C	12x UATYAEP- M1070C	12x UATYAEP- M1070C	12x UATYAEP- M1070C
	Rigid Bag Filter ISO ePM1 50%(F7)	2x UATY- AEPM150A + 2x UATY- AEPM150B	3x UATY- AEPM150A + 3x UATY- AEPM150B	3x UATY- AEPM150A + 3x UATY- AEPM150B	6x UATY- AEPM150B	12x UATY- AEPM150C	12x UATY- AEPM150C	2x UATY- AEPM150A + 2x UATY- AEPM150B	3x UATY- AEPM150A + 3x UATY- AEPM150B	6x UATY- AEPM150B	12x UATY- AEPM150C	12x UATY- AEPM150C	12x UATY- AEPM150C	2x UATY- AEPM150A + 2x UATY- AEPM150B	3x UATY- AEPM150A + 3x UATY- AEPM150B	6x UATY- AEPM150B	12x UATYAEP- M150C	12x UATYAEP- M150C	12x UATYAEP- M150C	12x UATYAEP- M150C	12x UATYAEP- M150C
	Rigid Bag Filter ISO ePM1 85%(F9)	2x UATY- AEPM185A + 2x UATY- AEPM185B	3x UATY- AEPM185A + 3x UATY- AEPM185B	3x UATY- AEPM185A + 3x UATY- AEPM185B	6x UATY- AEPM185B	12x UATYAEP- M185C	12x UATYAEP- M185C	2x UATY- AEPM185A + 2x UATY- AEPM185B	3x UATY- AEPM185A + 3x UATY- AEPM185B	6x UATY- AEPM185B	12x UATYAEP- M185C	12x UATYAEP- M185C	12x UATYAEP- M185C	2x UATY- AEPM185A + 2x UATY- AEPM185B	3x UATY- AEPM185A + 3x UATY- AEPM185B	6x UATY- AEPM185B	12x UATYAEP- M185C	12x UATYAEP- M185C	12x UATYAEP- M185C	12x UATYAEP- M185C	12x UATYAEP- M185C
Other	Rubber Antivibration Mounts	2x UATYAAMV1	2x UATYAAMV2	2x UATYAAMV1	2x UATYAAMV1 + 1x UATYAAMV2	4x UATYAAMV1	2x UATYAAMV1 + 2x UATYAAMV2	2x UATYAAMV1	2x UATYAAMV1	3x UATYAAMV1 + 1x UATYAAMV2	4x UATYAAMV1	3x UATYAAMV1 + 1x UATYAAMV2	2x UATYAAMV1 + 2x UATYAAMV2	1x UATYAAMV1 + 1x UATYAAMV2	1x UATYAAMV1 + 2x UATYAAMV2	3x UATYAAMV1 + 1x UATYAAMV2	2x UATYAAMV1 + 2x UATYAAMV2	2x UATYAAMV1 + 2x UATYAAMV2	4x UATYAAMV1 + 1x UATYAAMV2	3x UATYAAMV1 + 2x UATYAAMV2	3x UATYAAMV1 + 2x UATYAAMV2
	Rubber antivibration mounts when gas heater is used	1x UATYAAMV1 + 1x UATYAAMV2	1x UATYAAMV1 + 1x UATYAAMV2	1x UATYAAMV1 + 1x UATYAAMV2	1x UATYAAMV1 + 2x UATYAAMV2	5x UATYAAMV1	5x UATYAAMV1	2x UATYAAMV1	1x UATYAAMV1 + 1x UATYAAMV2	4x UATYAAMV1	5x UATYAAMV1	5x UATYAAMV1	5x UATYAAMV1	1x UATYAAMV1 + 1x UATYAAMV2	2x UATYAAMV1 + 1x UATYAAMV2	4x UATYAAMV1	5x UATYAAMV1	4x UATYAAMV1 + 1x UATYAAMV2	3x UATYAAMV1 + 2x UATYAAMV2	3x UATYAAMV1 + 2x UATYAAMV2	3x UATYAAMV1 + 2x UATYAAMV2
	Rainproof Hood with Anti-intrusion grille	N/A	N/A	N/A	N/A	N/A	N/A	UATYARPH3	UATYARPH4	UATYARPH5	UATYARPH6	UATYARPH6	UATYARPH6	UATYARPH1	UATYARPH2	UATYARPH8	UATYARPH7	UATYARPH7	UATYARPH7	UATYARPH7	UATYARPH7



Accessories

Material name	Material description	Trade Price
UATYAC75A	Filter ISO Coarse 75% (G4) for BASE, FC2, FC3 class 25-50*	£27.00
UATYAC75B	Filter ISO Coarse 75% (G4) for BASE, FC2, FC3 class 25-70*	£53.00
UATYAC75C	Filter ISO Coarse 75% (G4) for BASE, FC2, FC3 class 80-190*	£51.00
UATYAEPM1050A	Filter ISO ePM10 50% (M5/F5) for BASE, FC2, FC3 class 25-50*	£38.00
UATYAEPM1050B	Filter ISO ePM10 50% (M5/F5) for BASE, FC2, FC3 class 25-70*	£58.00
UATYAEPM1050C	Filter ISO ePM10 50% (M5/F5) for BASE, FC2, FC3 class 80-190*	£58.00
UATYAEPM1070A	Filter ISO ePM10 70% (M6) for BASE, FC2, FC3 class 25-50*	£130.00
UATYAEPM1070B	Filter ISO ePM10 70% (M6) for BASE, FC2, FC3 class 25-70*	£213.00
UATYAEPM1070C	Filter ISO ePM10 70% (M6) for BASE, FC2, FC3 class 80-190*	£189.00
UATYAEPM150A	Rigid bag filter ISO ePM1 50% (F7) for BASE, FC2, FC3 class 25-50*	£130.00
UATYAEPM150B	Rigid bag filter ISO ePM1 50% (F7) for BASE, FC2, FC3 class 25-70*	£213.00
UATYAEPM150C	Rigid bag filter ISO ePM1 50% (F7) for BASE, FC2, FC3 class 80-190*	£189.00
UATYAEPM185A	Rigid bag filter ISO ePM1 85% (F9) for BASE, FC2, FC3 class 25-50*	£130.00
UATYAEPM185B	Rigid bag filter ISO ePM1 85% (F9) for BASE, FC2, FC3 class 25-70*	£213.00
UATYAEPM185C	Rigid bag filter ISO ePM1 85% (F9) for BASE, FC2, FC3 class 80-190*	£189.00
UATYAC02P	Duct air quality CO2 Probe	£1,399.00
UATYACAP	Airflow transducer	£421.00
UATYARRP	Room return probe with housing included	£149.00
UATYASA	Smoke and Fire detector	£599.00
UATYAWRC	Optional wired remote controller. Factory mounted controller is present on the unit	£575.00
UATYAAVM1	Rubber antivibration mounts for BASE, FC2, FC3 class 25-190*	£89.00
UATYAAVM2	Rubber antivibration mounts to complement where applicable*	£89.00
UATYARPH1	Rainproof hood for FC3 class 25-30*	£593.00
UATYARPH2	Rainproof hood for FC3 class 40-50*	£593.00
UATYARPH3	Rainproof hood for FC2 class 25-30*	£979.00
UATYARPH4	Rainproof hood for FC2 class 40-50*	£979.00
UATYARPH5	Rainproof hood for FC2 class 60-70*	£823.00
UATYARPH6	Rainproof hood for FC2 class 80-190*	£823.00
UATYARPH7	Rainproof hood for FC3 class 80-190*	£901.00
UATYARPH8	Rainproof hood for FC3 class 60-70*	£979.00

Notes:

* Please go to the field applied accessory table to look up the column with rooftop unit and capacity. Then choose the filters, anti-vibration mounts and rainproof hoods to suit.

Example for M5/F5 filters and anti-vibration mounts for a BASE rooftop unit class 25:

1 x UATYA-BBAY1 requires 2x UATYAEPM1050A + 2x UATYAEPM1050B and 2x UATYAAVM1

G4 filters are supplied as standard for MTS units, but can be chosen as an accessory to replace dirty filters.

Rooftop selection software

Making selection easy, anytime, anywhere

- › Easy selection and sizing of the correct unit
- › Accurate efficiency simulation of the selected unit
- › Direct availability of commercial offer report



Select and configure your rooftop now

rooftop.daikin.eu

Daikin UK Price Book 2022

VRV

R32 VRV 5	88
Daikin Onecta App	99
Design with Confidence	100
Commission with Confidence	102
Reclaim with Confidence	103
Service with Confidence	104

Indoor Units	105
VRV Fan Coil Units	105
Auto-Cleaning Accessory for Ducted Units	109
Easyzone	110
Hot Water Generation	116
VRV Condensing Unit Services	120
Air Curtains	121

Outdoor Condensing Units	124
VRV Condensing Units – S-series & C-series (mini)	124
VRV Condensing Units – i-series	128
VRV Condensing Units – Heat Pump	130
VRV Condensing Units – Heat Recovery	134
VRV Condensing Units – Replacement VRV-Q	138
VRV-Q Warranty	144
Water Cooled VRV	147

Accessories	152
VRV Heat Recovery Branch Selector Boxes	152
Intelligent Manager Building Management System	155
Daikin Cloud Solutions	162
Remote Controllers	166
Fan Coil Accessories	168
Refrigerant Leak Detection	170
DGT Fireless Joint	172

VRV 5



BLUEEVOLUTION

Meet our new heroes!

Top sustainability

- › Reduced CO₂ equivalent thanks to the use of R-32 refrigerant
- › 15% less refrigerant charge
- › Top sustainability over the entire lifecycle, thanks to market-leading real-life seasonal efficiency
- › Ideal for your green building certification, thanks to lower GWP refrigerant

Building for the future

- › The widest range of next-generation heat recovery systems to meet complex demands, including easy upgrade
- › The best partner for your BREEAM, LEED or Well project
- › True continuous heating during defrost (for REYA-A system)

Maximum flexibility out of the box

With Shīrudo technology, your VRV 5 system takes care of small room applications in your building, without the need for any additional considerations and equipment in the field.

- › Fully compliant with the latest product standard IEC60335-2-40 (Ed.6)
- › Third-party CB certified by a Notified Body (SGS CEBEC)

Automatic and real-time leak detection, alarm and refrigerant recovery

Shīrudo technology further minimises the risk of direct CO₂ eq. impact from a refrigerant leak. The system is continuously self-monitoring, and in the unlikely event of a refrigerant leak, this is immediately detected. An alarm is activated to notify tenants, while the refrigerant is automatically recovered.



Leading the way into decarbonising the HVAC industry



... scan to learn more about VRV 5



R-32

BLUEEVOLUTION

Did you know...? There are different standards regarding F-gas safety regulations

Two standards are applied to cover the safety regulations of refrigerants:

EN378:2016: the generic standard on refrigerants covering the toxicity of the refrigerant (class A or B)

IEC60335-2-40 (Ed.6): the specific heat pump product standard covering the flammability of the refrigerant (1, 2L, 2, 3)

How to optimise an R-32 VRV under IEC60335-2-40 (Ed.6)

The product standard IEC60335-2-40 (Ed.6) specifies the following:

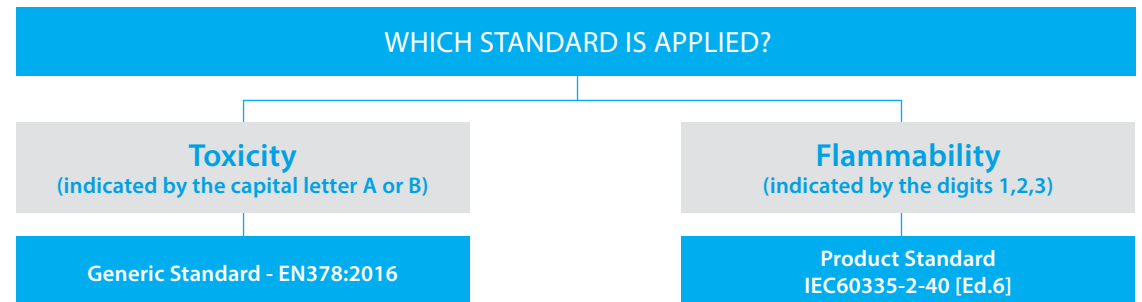
- › The minimum room surface that needs to be respected, in the function of the total refrigerant quantity of the system
- › The measures that can be implemented to relax limitations on minimum room surface in relation to the system's total refrigerant charge

Possible measures towards flammability

Manufacturers have the choice to implement zero, one or two measures:

- › Ventilation (natural or mechanical)
- › Shut-off valves
- › Alarm (local and supervisor)

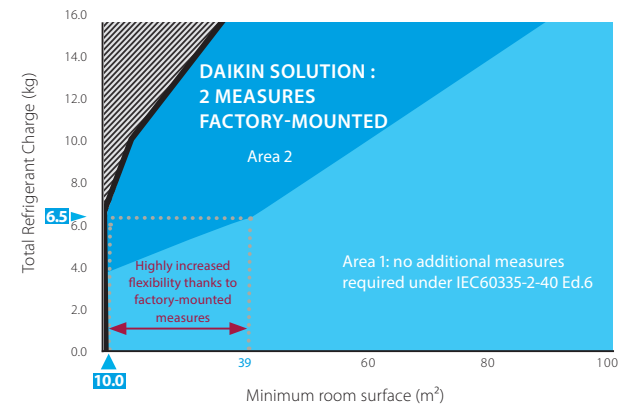
The true flexibility of a system is highly dependent on keeping the considerations needed to select, install and maintain a system to the minimum. **Daikin has two factory-integrated measures, undertaking full responsibility for compliance to product standards and offering maximum flexibility if some simple installation requirements are respected.**



As a result of the combined standards the refrigerant classification is:

		Toxicity	
		Lower	Higher
Flammability	No flame propagation	A1	B1
	Lower flammability	A2L* R-32	B2L*
	Higher flammability	A3	B3

*A2L and B2L are lower flammability refrigerants with a maximum burning velocity of ≤ 10 cm/s



Area 1: application area without any measures

- › Typically Split & Sky Air systems fall in this area thanks to very low refrigerant charges
- › A typical mini VRV installation, with 6.5 kg of refrigerant would require a minimum room surface of **39 m²**

Area 2: application area with two measures integrated

- › Daikin Shirudo technology enables you to use the VRV system to its full potential with a minimum room surface down to **10 m²** ⁽¹⁾

(1) For applications below 10m² contact your local Daikin representative

- Reaction time of Daikin VRV 5 system
- Refrigerant charge for a typical mini VRV installation with 90-110m pipe length
- Extended application area of VRV 5
- Application area without any measures

R-32 BLUEEVOLUTION



onecta

FXFA-A

Roundflow Cassette



Notes:

- i) Cassette prices include standard decoration panel - self-cleaning panel available as an accessory item
- ii) BYCQ140E = pure white panel with grey louvres, BYCQ140EW = pure white standard panel with white louvres, BYCQ140EGF = Pure white auto cleaning panel with fine filter. The BYCQ140EW has white insulations. Be informed that formations of dirt on white insulation is visibly stronger & that it is consequently not advised to install the decoration panel in environments exposed to concentrations of dirt
- iii) For accessories please refer to pages 152 - 172

Indoor Units			FXFA20A	FXFA25A	FXFA32A	FXFA40A	FXFA50A	FXFA63A	FXFA80A	FXFA100A	FXFA125A	
Capacity	UK Total Cooling	kW	1.80	2.30	2.90	3.60	4.50	5.70	7.20	9.00	11.30	
	UK Sensible Cooling	kW	1.60	1.90	2.60	3.00	3.60	4.60	5.80	6.90	8.60	
	Nominal Cooling	kW	2.20	2.80	3.60	4.50	5.60	7.10	9.00	11.20	14.00	
	Nominal Heating	kW	2.50	3.20	4.00	5.00	6.30	8.00	10.00	12.50	16.00	
Air Flow Rate	High	m ³ /sec	0.213	0.213	0.213	0.247	0.252	0.277	0.388	0.480	0.550	
	Nom	m ³ /sec	0.178	0.178	0.178	0.210	0.213	0.222	0.322	0.353	0.457	
	Low	m ³ /sec	0.148	0.148	0.148	0.173	0.178	0.178	0.230	0.230	0.343	
Dimensions	Height x Width x Depth	mm	204x840x840						246x840x840		288x840x840	
Weight		kg	18	18	18	19	21	21	24	24	26	
Standard Decoration Panels	Model		Roundflow BYCQ140E white (standard panel) / Roundflow BYCQ140EB black									
	Colour		Pure White (RAL 9010) / Black (RAL9005)									
	Dimensions H x W x D	mm	65x950x950									
	Weight	kg	5.5									
Fully White Decoration Panel	Model		Roundflow with white louvres BYCQ140EW									
	Colour		Pure White (RAL 9010)									
	Dimensions H x W x D	mm	65x950x950									
	Weight	kg	5.5									
Self Cleaning Decoration Panels	Model		Roundflow self-cleaning BYCQ140EGF white / Roundflow self-cleaning BYCQ140EGFB black									
	Colour		Pure White (RAL 9010) / Black (RAL9005)									
	Dimensions H x W x D	mm	148x950x950									
	Weight	kg	10.3									
Electrical Details	Running Current	amps	0.2	0.2	0.2	0.2	0.3	0.3	0.5	0.7	1.2	
	Power Supply	Phase / Hz / V	1 / 50 / 230									
	Max Fuse Amp	amps	6.0									
Sound Level	Sound Pressure	High	dBA	31.0	31.0	31.0	33.0	33.0	35.0	38.0	43.0	45.0
		Nom	dBA	29.0	29.0	29.0	31.0	31.0	33.0	34.0	37.0	41.0
		Low	dBA	28.0	28.0	28.0	29.0	29.0	30.0	30.0	30.0	36.0
	Sound Power		dBA	49.0	49.0	49.0	51.0	51.0	53.0	55.0	60.0	61.0
Piping Connections	Liquid	inch (mm)	1/4 (6.4)	1/4 (6.4)	1/4 (6.4)	1/4 (6.4)	1/4 (6.4)	1/4 (6.4)	1/4 (6.4)	3/8 (9.5)	3/8 (9.5)	
	Gas	inch (mm)	3/8 (9.5)	3/8 (9.5)	3/8 (9.5)	1/2 (12.7)	1/2 (12.7)	1/2 (12.7)	1/2 (12.7)	5/8 (15.9)	5/8 (15.9)	
Trade Unit Price			£1,037.00	£1,058.00	£1,082.00	£1,168.00	£1,226.00	£1,294.00	£1,380.00	£1,499.00	£1,869.00	

R-32 BLUEEVOLUTION



onecta

FXZA-A

600x600 Fully Flat Cassette



Notes:

- i) Cassette prices include Fully Flat decoration panel in fresh white. Other colour panels available on request.
- ii) Dimensions include control box
- iii) For accessories please refer to pages 152 - 172

Indoor Units			FXZA15A	FXZA20A	FXZA25A	FXZA32A	FXZA40A	FXZA50A	
Capacity	UK Total Cooling	kW	1.40	1.80	2.30	2.90	3.60	4.50	
	UK Sensible Cooling	kW	1.30	1.50	1.80	2.10	2.90	3.60	
	Nominal Cooling	kW	1.70	2.20	2.80	3.60	4.50	5.60	
	Nominal Heating	kW	1.90	2.50	3.20	4.00	5.00	6.30	
Air Flow Rate	High	m ³ /sec	0.142	0.145	0.150	0.167	0.192	0.233	
	Nom	m ³ /sec	0.117	0.125	0.133	0.142	0.158	0.208	
	Low	m ³ /sec	0.108	0.108	0.108	0.117	0.133	0.167	
Dimensions (with Decoration Panel)	HxWxD	mm	260 (306) x 575 (620) x 575 (620)						
Weight (with Decoration Panel)		kg	15.5 (18.3)	15.5 (18.3)	15.5 (18.3)	16.5 (19.3)	16.5 (19.3)	18.5 (21.3)	
Decoration Panel			Fully Flat in white (N9.5) BYFQ60C4W (standard panel)						
	Dimensions	mm	46 x 620 x 620						
	Weight	kg	2.8						
Decoration Panel			Fully Flat in white (N9.5) BYFQ60C4S (silver panel)						
	Dimensions	mm	46 x 620 x 620						
	Weight	kg	2.8						
Decoration Panel			Old style panel BYFQ60B3 (White RAL9010)						
	Dimensions	mm	55 x 700 x 700						
	Weight	kg	2.7						
Electrical Details	Running Current	amps	0.3	0.3	0.3	0.4	0.4	0.6	
	Power Supply	Phase / Hz / V	1 / 50 / 230						
	Max Fuse Amp	amps	6						
Sound Level	Sound Pressure	High	dBA	31.5	32.0	33.0	33.5	37.0	43.0
		Nom	dBA	28.0	29.5	30.0	30.0	32.0	40.0
		Low	dBA	25.5	25.5	25.5	26.0	28.0	33.0
	Sound Power		dBA	49.0	49.0	50.0	51.0	54.0	60.0
Piping Connections	Liquid	inch (mm)	1/4 (6.4)	1/4 (6.4)	1/4 (6.4)	1/4 (6.4)	1/4 (6.4)	1/4 (6.4)	
	Gas	inch (mm)	3/8 (9.5)	3/8 (9.5)	3/8 (9.5)	3/8 (9.5)	1/2 (12.7)	1/2 (12.7)	
Trade Unit Price			£980.00	£1,004.00	£1,026.00	£1,046.00	£1,124.00	£1,236.00	


R-32 BLUEEVOLUTION

FXSA-A

Concealed Ceiling Unit



onecta



Notes:

i) For accessories please refer to pages 152 - 172

Indoor Units			FXSA15A	FXSA20A	FXSA25A	FXSA32A	FXSA40A	FXSA50A	FXSA63A	FXSA80A	FXSA100A	FXSA125A	FXSA140A	
Capacity	UK Total Cooling	kW	1.4	1.8	2.3	2.9	3.6	4.5	5.7	7.2	9.0	11.3	12.9	
	UK Sensible Cooling	kW	1.1	1.4	1.8	2.3	2.9	3.6	4.5	5.7	7.2	8.9	10.2	
	Nominal Cooling	kW	1.7	2.2	2.8	3.6	4.5	5.6	7.1	9.0	11.2	14.0	16.0	
	Nominal Heating	kW	1.9	2.5	3.2	4.0	5.0	6.3	8.0	10.0	12.5	16.0	18.0	
Air Flow Rate	High	m3/sec	0.145	0.150	0.150	0.158	0.250	0.253	0.350	0.383	0.533	0.600	0.650	
	Nom	m3/sec	0.125	0.125	0.125	0.133	0.208	0.208	0.300	0.325	0.450	0.525	0.567	
	Low	m3/sec	0.108	0.108	0.108	0.117	0.183	0.183	0.250	0.267	0.383	0.433	0.467	
External Static Pressure	High	Pa	150	150	150	150	150	150	150	150	150	150	150	
	Low	Pa	30	30	30	30	30	30	30	40	40	50	50	
Dimensions	Height x Width x Depth	mm	245 x 550 x 800				245 x 700 x 800		245 x 1000 x 800		245 x 1400 x 800		245 x 1550 x 800	
Weight		kg	23.5	23.5	23.5	24.0	28.5	29.0	35.5	36.5	46.0	47.0	51.0	
Electrical Details	Running Current	amps	0.7	0.7	0.7	0.8	1.3	1.3	1.3	1.5	1.8	2.0	2.7	
	Power Supply	Phase / Hz / V	1 / 50 / 230											
	Max Fuse Amp	amps	6											
Sound Level	Sound Pressure	High	dBA	29.5	30.0	30.0	31.0	35.0	35.0	33.0	35.0	36.0	39.0	41.5
		Nom	dBA	28.0	28.0	28.0	29.0	32.0	32.0	30.0	32.0	34.0	36.0	38.0
		Low	dBA	25.0	25.0	25.0	26.0	29.0	29.0	27.0	29.0	31.0	33.0	34.0
	Sound Power	dBA	54.0	54.0	54.0	55.0	60.0	60.0	59.0	61.0	61.0	64.0	64.0	
Piping Connections	Liquid	inches (mm)	1/4 (6.4)	1/4 (6.4)	1/4 (6.4)	1/4 (6.4)	1/4 (6.4)	1/4 (6.4)	1/4 (6.4)	1/4 (6.4)	3/8 (9.5)	3/8 (9.5)	3/8 (9.5)	
	Gas	inches (mm)	3/8 (9.5)	3/8 (9.5)	3/8 (9.5)	3/8 (9.5)	1/2 (12.7)	1/2 (12.7)	1/2 (12.7)	1/2 (12.7)	5/8 (15.9)	5/8 (15.9)	5/8 (15.9)	
Trade Unit Price			£801.00	£824.00	£846.00	£857.00	£912.00	£951.00	£981.00	£1,117.00	£1,238.00	£1,418.00	£1,561.00	

R-32 BLUEEVOLUTION

FXDA-A

Slim Concealed Ceiling Unit



onecta



Notes:

i) For accessories please refer to pages 152 - 172
ii) Fan coils supplied as standard with factory fitted filter

Indoor Units			FXDA10A	FXDA15A	FXDA20A	FXDA25A	FXDA32A	FXDA40A	FXDA50A	FXDA63A	
Capacity	UK Total Cooling	kW	0.8	1.4	1.8	2.3	2.9	3.6	4.5	5.7	
	UK Sensible Cooling	kW	0.7	1.3	1.6	1.9	2.2	2.8	3.5	4.3	
	Nominal Cooling	kW	1.1	1.7	2.2	2.8	3.6	4.5	5.6	7.1	
	Nominal Heating	kW	1.3	1.9	2.5	3.2	4.0	5.0	6.3	8.0	
Air Flow Rate	High	m3/sec	0.087	0.108	0.133	0.133	0.133	0.175	0.208	0.275	
	Nom	m3/sec	0.082	0.103	0.120	0.120	0.120	0.158	0.183	0.242	
	Low	m3/sec	0.078	0.097	0.107	0.107	0.107	0.142	0.167	0.217	
External Static Pressure	High	Pa	30	30	30	30	30	44	44	44	
	Low	Pa	10	10	10	10	10	15	15	15	
Dimensions	Height x Width x Depth	mm	200 x 750 x 620				200 x 950 x 620			200 x 1150 x 620	
Weight		kg	22	22	23	23	23	26.5	26.5	30.5	
Electrical Details	Running Current	amps	0.2	0.3	0.3	0.3	0.3	0.4	0.5	0.5	
	Power Supply	Phase / Hz / V	1 / 50 / 230								
	Max Fuse Amp	amps	6								
Sound Level	Sound Pressure	High	dBA	29.0	32.0	33.0	33.0	33.0	34.0	35.0	36.0
		Nom	dBA	28.0	31.0	31.0	31.0	31.0	32.0	33.0	34.0
		Low	dBA	26.0	27.0	27.0	27.0	27.0	28.0	29.0	30.0
	Sound Power	dBA	48.0	50.0	51.0	51.0	51.0	52.0	53.0	54.0	
Piping Connections	Liquid	inch (mm)	1/4 (6.4)	1/4 (6.4)	1/4 (6.4)	1/4 (6.4)	1/4 (6.4)	1/4 (6.4)	1/4 (6.4)	1/4 (6.4)	
	Gas	inch (mm)	3/8 (9.5)	3/8 (9.5)	3/8 (9.5)	3/8 (9.5)	3/8 (9.5)	1/2 (12.7)	1/2 (12.7)	1/2 (12.7)	
Trade Unit Price			£751.00	£775.00	£800.00	£823.00	£835.00	£887.00	£923.00	£952.00	

R-32 BLUEEVOLUTION

FXAA-A

Wall Mounted



onecta

Indoor Units			FXAA15A	FXAA20A	FXAA25A	FXAA32A	FXAA40A	FXAA50A	FXAA63A	
Capacity	UK Total Cooling	kW	1.4	1.8	2.3	2.9	3.6	4.5	5.7	
	UK Sensible Cooling	kW	1.4	1.8	2.0	2.4	3.3	3.7	4.6	
	Nominal Cooling	kW	1.7	2.2	2.8	3.6	4.5	5.6	7.1	
	Nominal Heating	kW	1.9	2.5	3.2	4.0	5.0	6.3	8.0	
Air Flow Rate	High	m ³ /sec	0.118	0.132	0.138	0.157	0.203	0.237	0.303	
	Low	m ³ /sec	0.108	0.108	0.108	0.108	0.163	0.182	0.215	
Dimensions	Height x Width x Depth	mm	290 x 795 x 266				290 x 1050 x 269			
Weight		kg	12	12	12	12	15	15	15	
Electrical Details	Running Current	amps	0.2	0.2	0.3	0.3	0.3	0.4	0.5	
	Power Supply	Phase / Hz / V	1 / 50 / 230							
	Max Fuse Amp	amps	6							
Sound Level	Sound Pressure	High	32.0	33.0	35.0	37.5	37.0	41.0	46.5	
		Low	28.5	28.5	28.5	28.5	33.5	35.5	38.5	
	Sound Power	dBA	51.0	52.0	53.0	55.0	55.0	58.0	63.0	
Piping Connections	Liquid	inch (mm)	1/4 (6.4)	1/4 (6.4)	1/4 (6.4)	1/4 (6.4)	1/4 (6.4)	1/4 (6.4)	1/4 (6.4)	
	Gas	inch (mm)	3/8 (9.5)	3/8 (9.5)	3/8 (9.5)	3/8 (9.5)	1/2 (12.7)	1/2 (12.7)	1/2 (12.7)	
Trade Unit Price			£605.00	£624.00	£641.00	£647.00	£664.00	£700.00	£771.00	

Notes:

i) For accessories please refer to pages 152 - 172

R-32 BLUEEVOLUTION

FXHA-A

Ceiling Suspended



onecta

Indoor Units			FXHA32A	FXHA50A	FXHA63A	FXHA100A
Capacity	UK Total Cooling	kW	2.9	4.0	5.7	9.0
	UK Sensible Cooling	kW	2.3	3.2	4.4	6.3
	Nominal Cooling	kW	3.6	5.6	7.1	11.2
	Nominal Heating	kW	4.0	6.3	8.0	12.5
Air Flow Rate	High	m ³ /sec	0.208	0.267	0.292	0.450
	Nominal	m ³ /sec	0.183	0.233	0.250	0.367
	Low	m ³ /sec	0.167	0.208	0.217	0.317
Dimensions	Height x Width x Depth	mm	235 x 960 x 690	235 x 1270 x 690	235 x 1270 x 690	235 x 1590 x 690
Weight		kg	24	33	33	39
Electrical Details	Power Supply	Phase / Hz / V	1 / 50 / 230			
	Max Fuse Amp	amps	16			
Sound Level	Sound Pressure (Cooling)	H / M / L dBA	36 / 34 / 31	36.5 / 34.5 / 33	37 / 35 / 34	44 / 37 / 34
	Sound Power (Cooling)	H dBA	54.0	54.0	55.0	62.0
Trade Unit Price			£1,249.00	£1,316.00	£1,383.00	£1,714.00

Notes:

i) For accessories please refer to pages 152 - 172

R-32 BLUEEVOLUTION



onecta

FXUA-A

Under Ceiling Cassette



Notes:

i) For accessories please refer to pages 152 - 172

Indoor Units			FXUA50A	FXUA71A	FXUA100A
Capacity	UK Total Cooling	kW	4.0	6.4	9.0
	UK Sensible Cooling	kW	3.2	5.2	7.0
	Nominal Cooling	kW	5.6	8.0	11.2
	Nominal Heating	kW	6.3	9.0	12.5
Air Flow Rate	High	m ³ /sec	0.283	0.367	0.517
	Nominal	m ³ /sec	0.242	0.308	0.425
	Low	m ³ /sec	0.217	0.267	0.350
Dimensions	Height x Width x Depth	mm	198 x950x950		
Weight		kg	26	26	27
Electrical Details	Power Supply	Phase / Hz / V	1 / 50 / 230		
	Max Fuse Amp	amps	16		
Sound Level	Sound Pressure (Cooling)	H / M / L dBA	37 / 35 / 33	40 / 38 / 36	47 / 44 / 40
	Sound Power (Cooling)	H dBA	55.0	58.0	65.0
Trade Unit Price			£1,450.00	£1,728.00	£1,840.00

R-32 BLUEEVOLUTION



onecta

FXMA-A

Concealed Ceiling Unit (High Static)



Notes:

i) For accessories please refer to pages 152 - 172

Indoor Units			FXMA50A	FXMA63A	FXMA80A	FXMA100A	FXMA125A
Capacity	UK Total Cooling	kW	4.5	5.7	7.2	9.0	11.3
	UK Sensible Cooling	kW	4.1	4.9	6.1	7.3	9.2
	Nominal Cooling	kW	5.6	7.1	9.0	11.2	14.0
	Nominal Heating	kW	6.3	8.0	10.0	12.5	16.0
Air Flow Rate	High	m ³ /sec	0.300	0.325	0.417	0.533	0.600
	Nominal	m ³ /sec	0.275	0.292	0.375	0.458	0.500
	Low	m ³ /sec	0.250	0.267	0.333	0.383	0.433
External Static Pressure	High	Pa	200	200	200	200	200
	Factory Setting	Pa	100	100	100	100	100
Dimensions	Height x Width x Depth	mm	300x1000x700			300x1400x700	
Weight		kg	35.0			46.0	
Electrical Details	Power Supply	Phase / Hz / V	1 / 50 / 230				
	Max Fuse Amp	amps	16				
Sound Level	Sound Pressure (Cooling)	H / M / L dBA	41.0	42.0	43.0	43.0	44.0
	Sound Power (Cooling)	H dBA	61.0	64.0	67.0	65.0	70.0
Trade Unit Price			£1,468.00	£1,537.00	£1,616.00	£1,792.00	£2,048.00


R-32 BLUEEVOLUTION



oneota

FXMA-A

Concealed Ceiling Unit (Ultra High Static)



Notes:

i) For accessories please refer to pages 152 - 172

Indoor Units			FXMA200A	FXMA250A
Capacity	UK Total Cooling	kW	18.0	22.5
	UK Sensible Cooling	kW	14.9	18.5
	Nominal Cooling	kW	22.4	28.0
	Nominal Heating	kW	25.0	31.5
Air Flow Rate	High	m ³ /sec	1.400	1.233
	External Static pressure	Pa	270	270
External Static pressure	Factory Setting	Pa	160	160
	Dimensions	Height x Width x Depth	470x1490x1100	
Weight		kg	95	105
Electrical Details	Power Supply	Phase / Hz / V	1 / 50 / 230	
	Max Fuse Amp	amps	16	
Sound Level	H / M / L (Cooling)	dB(A)	42 / 38 / 35	44 / 40 / 37
Trade Unit Price			£3,577.00	£3,660.00

R-32 BLUEEVOLUTION

VRV 5 S-series – RXYS-A

Mini VRV



Outdoor Units			RXYS4AV1	RXYS5AV1	RXYS6AV1	RXYS4AY1	RXYS5AY1	RXYS6AY1
Capacity	Nominal Cooling	kW	12.1	14.0	15.5	12.1	14.0	15.5
	Max Heating (6°CWB)	kW	14.2	16.0	18	14.2	16.0	18
η _{s,c}	Seasonal Efficiency Cooling	%	324.50	306.10	301.00	312.50	294.80	289.90
η _{s,h}	Seasonal Efficiency Heating	%	200.50	185.70	183.60	193.10	178.80	176.80
Dimensions	Height x Width x Depth	mm	869 x 1100 x 460					
Weight		kg	102	102	102	102	102	102
Air Flow Rate		m ³ /sec	1.72	1.72	1.72	1.72	1.72	1.72
Electrical Details	Power Supply	Phase / Hz / V	1 / 50 / 230			3 / 50 / 380~415		
	Running Current	amps	16.2	20.3	22.8	5.4	6.8	7.6
	Starting Current	amps	4	4	4	4	4	4
	Fuse Rating	amps	32	32	32	16	16	16
Refrigerant Circuit	Refrigerant Type		R32					
Sound Pressure	Cooling (nominal)	dB(A)	49.0	51.0	51.0	49.0	51.0	51.0
	Heating (nominal)	dB(A)	50.0	52.0	52.0	50.0	52.0	52.0
Sound Power	Cooling (nominal)	dB(A)	67.0	68.1	69.0	67.0	68.1	69.0
	Heating (nominal)	dB(A)	57.0	59.0	60.0	57.0	59.0	60.0
Piping Limits	Total piping length	m	300	300	300	300	300	300
Piping Connections	Liquid	inch (mm)	3/8" (9.5)	3/8" (9.5)	3/8" (9.5)	3/8" (9.5)	3/8" (9.5)	3/8" (9.5)
	Gas	inch (mm)	5/8" (15.9)	5/8" (15.9)	5/8" (15.9)	5/8" (15.9)	5/8" (15.9)	5/8" (15.9)
Capacity Index Limit			130	162.5	182	130	162.5	182
Maximum Number of Connected Indoor Units			13	16	18	13	16	18
Trade Condensing Unit Price			£3,700.00	£4,116.00	£4,572.00	£3,723.00	£4,230.00	£4,714.00

Daikin Sound Enclosure

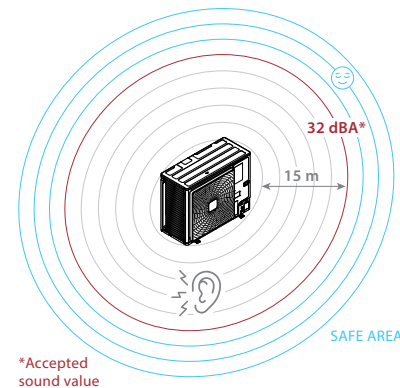
for Sky Air Alpha-series, Sky Air Advance-series and VRV 5 S-series

EKLN140A

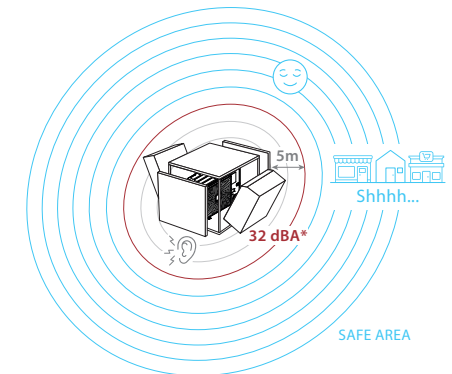


- ✔ **Dedicated Daikin option for Sky Air Alpha-series RZAG71-140N, Sky Air Advance-series RZA200-250D and VRV 5 S-series**
- ✔ **Fully optimised and tested in Daikin Factory**
 - › Guaranteed and published performances (sound, capacity, efficiency)
- ✔ **Outdoor unit sound reduction up to -10 dB(A) on Sound Power values**
 - › Enabling to meet local sound requirements
 - › Increased flexibility to apply to Sky Air Alpha-series RZAG71-140N, Sky Air Advance-series RZA200- 250D and VRV 5 S-series
 - › Reduces sound on the entire sound spectrum/ spectra
- ✔ **Very low capacity and pressure drop**
 - › Separated air intake and discharge to prevent short circuit
 - › No additional calculations needed thanks to officially tested data
- ✔ **Easy to integrate**
 - › Anthracite (RAL 7016), high aesthetic finishing
 - › Mechanically designed to perfectly suit the Sky Air Alpha-series RZAG71-140N, Sky Air Advance-series RZA200-250D and VRV 5 S-series casing
 - › Self-supporting: can be installed on any flat surface
- ✔ **Fast and easy installation and servicing**
 - › 100% weather resistant
 - › Easy opening to reach unit

Without sound-insulating housing



With sound-insulating housing



*Accepted sound value

* based on RZAG-N series



Sound Enclosure		EKLN140A	
Dimensions	Height	1100	mm
	Width	1400	mm
	Depth	1500	mm
Net Weight		152	kg
Colour		Anthracite Grey - RAL7016	
Trade Price		£2,381.00	

Accessory Ref	Description	Trade Price
EKLN140-DP	Drain pan	£230.00
EKLN140-DPHT	Drain pan heater tape	£202.00

Outdoor Units	Single Phase			Three Phase		
	RXYS44AV1	RXYS45AV1	RXYS46AV1	RXYS44AV1	RXYS45AV1	RXYS46AV1
Sound Power Reduction @nominal conditions dB(A)	Cooling	-7	-8	-8	-7	-8
	Heating	-7	-9	-9	-7	-9

R-32 BLUEEVOLUTION

REYA-A

Heat Recovery VRV 5

Leader in sustainability

VRV 5: Completely new and dedicated R-32 VRV design

- › Less refrigerant charge
- › Higher efficiency
- › Free combinations up to 28hp

Lower CO₂ equivalent

Maximum flexibility out of the box:

- › Install in rooms down to 7m²
- › Flexible design as any other VRV system
- › WebXpress selection software ensures a quick and compliant selection to the latest product standards


R-32 BLUEEVOLUTION

REYA-A (8 to 28hp)

Launch July 2022

VRV 5 Condensing Units Heat Recovery Single Modules



Outdoor Units			5hp (Multi Only) REMA5A	8 hp Single REYA8A	10 hp Single REYA10A	12 hp Single REYA12A	14 hp Single REYA14A	16 hp Single REYA16A	18 hp Single REYA18A	20 hp Single REYA20A	
Capacity	Nominal Cooling	kW	14.0	22.4	28.0	33.5	40.0	45.0	50.4	55.9	
	Nominal Heating	kW	16.0	25.0	31.5	37.5	45.0	50.0	56.5	63.0	
Dimensions	Height x Width x Depth	mm	1685 x 930 x 765	1685 x 930 x 765	1685 x 930 x 765	1685 x 930 x 765	1685 x 930 x 765	1685 x 930 x 765	1685 x 930 x 765	1685 x 930 x 765	
			Weight	kg	203			284			307
Electrical Details	Power Supply	Phase / Hz / V	3 / 50 / 380~415								
	Fuse Rating	amps	20	20	25	32	32	40	40	TBC	
Refrigerant Circuit	Refrigerant Type		R32								
	Refrigerant Charge	kg	9.0	9.0	9.0	9.0	10.6	10.6	10.6	10.6	
Sound Pressure (Cooling)		dBA	56.3	56.3	58.0	60.8	56.1	60.8	63.0	67.0	
Sound Power (Cooling)		dBA	78.3	78.3	78.8	82.5	78.7	83.7	83.4	87.9	
Piping Limits	Maximum Total Length	m	1000								
Piping Connections - Systems	Liquid	inch (mm)	3/8 (9.5)	3/8 (9.5)	3/8 (9.5)	1/2 (12.7)	1/2 (12.7)	1/2 (12.7)	1/2 (12.7)	1/2 (12.7)	
	Discharge	inch (mm)	1/2 (12.7)	5/8 (15.9)	5/8 (15.9)	3/4 (19.1)	3/4 (19.1)	3/4 (19.1)	3/4 (19.1)	7/8 (22.2)	
	Gas	inch (mm)	5/8 (15.9)	3/4 (19.1)	3/4 (19.1)	7/8 (22.2)	7/8 (22.2)	7/8 (22.2)	7/8 (22.2)	1 1/8 (28.6)	
Operation Range (Cooling)	Min / Max	°CDB	-5 / 46								
Operation Range (Heating)	Min / Max	°CWB	-20 / 15.5								
Trade Condensing Unit Price			£6,684.00	£6,804.00	£7,473.00	£9,063.00	£10,684.00	£12,588.00	£13,995.00	£15,553.00	

Preliminary specifications subject to change before official launch

LAUNCH JULY 2022

REYA-A (10 to 20hp)

VRV 5 Heat Recovery with Continuous Heating



Outdoor Units			10 hp Multi		13 hp Multi		16 hp Multi		18 hp Multi		20 hp Multi	
			REMA5A	REMA5A	REMA5A	REYA8A	REYA8A	REYA8A	REYA8A	REYA10A	REYA8A	REYA12A
Capacity	Nominal Cooling	kW	28.0		36.4		44.8		50.4		55.9	
	Nominal Heating	kW	31.5		41.0		50.0		56.5		62.5	
Dimensions	Height	mm	1685	1685	1685	1685	1685	1685	1685	1685	1685	1685
	Width	mm	930	930	930	930	930	930	930	930	930	930
	Depth	mm	765	765	765	765	765	765	765	765	765	765
Electrical Details	Power Supply	Phase / Hz / V	3 / 50 / 380~415									
	Fuse Rating	amps	20	20	20	20	20	20	20	25	20	32
Refrigerant Circuit	Refrigerant Type		R32									
	Refrigerant Charge	kg	9.0	9.0	9.0	9.0	9.0	9.0	9.0	9.0	9.0	9.0
Sound Pressure (Cooling)		dBA	56.3	56.3	56.3	56.3	56.3	56.3	56.3	58.0	56.3	60.8
Sound Power (Cooling)		dBA	78.3	78.3	78.3	78.3	78.3	78.3	78.3	78.8	78.3	82.5
Piping Limits	Maximum Length	m	1000									
Piping Connections - Systems	Liquid	inch (mm)	3/8 (9.5)	3/8 (9.5)	3/8 (9.5)	3/8 (9.5)	3/8 (9.5)	3/8 (9.5)	3/8 (9.5)	3/8 (9.5)	3/8 (9.5)	1/2 (12.7)
	Discharge	inch (mm)	1/2 (12.7)	1/2 (12.7)	1/2 (12.7)	5/8 (15.9)	5/8 (15.9)	5/8 (15.9)	5/8 (15.9)	5/8 (15.9)	5/8 (15.9)	3/4 (19.1)
	Gas	inch (mm)	5/8 (15.9)	5/8 (15.9)	5/8 (15.9)	3/4 (19.1)	3/4 (19.1)	3/4 (19.1)	3/4 (19.1)	3/4 (19.1)	3/4 (19.1)	7/8 (22.2)
Operation Range (Cooling)	Min / Max	°CDB	-5 / 46									
Operation Range (Heating)	Min / Max	°CWB	-20 / 15.5									

Trade Condensing Unit Price	£13,368.00	£13,488.00	£13,608.00	£14,277.00	£15,867.00
------------------------------------	-------------------	-------------------	-------------------	-------------------	-------------------

Preliminary specifications subject to change before official launch

LAUNCH JULY 2022

REYA-A (22 to 28hp)

VRV 5 Heat Recovery with Continuous Heating



Outdoor Units			22 hp Multi		24 hp Multi		26 hp Multi		28 hp Multi		
			REYA10A	REYA12A	REYA8A	REYA16A	REYA12A	REYA14A	REYA12A	REYA16A	
Capacity	Nominal Cooling	kW	61.5		67.4		73.5		78.5		
	Nominal Heating	kW	69.0		75.0		82.5		87.5		
Dimensions	Height	mm	1685	1685	1685	1685	1685	1685	1685	1685	
	Width	mm	930	930	930	930	930	930	930	930	
	Depth	mm	765	765	765	765	765	765	765	765	
Electrical Details	Power Supply	Phase / Hz / V	3 / 50 / 380~415								
	Fuse Rating	amps	25	32	20	40	32	32	32	40	
Refrigerant Circuit	Refrigerant Type		R32								
	Refrigerant Charge	kg	9.0	9.0	9.0	10.6	9.0	10.6	9.0	10.6	
Sound Pressure (Cooling)		dBA	58.0	60.8	56.3	60.8	60.8	56.1	60.8	60.8	
Sound Power (Cooling)		dBA	78.8	82.5	78.3	83.7	82.5	78.7	82.5	83.7	
Piping Limits	Maximum Length	m	1000								
Piping Connections - Systems	Liquid	inch (mm)	3/8 (9.5)	1/2 (12.7)	3/8 (9.5)	1/2 (12.7)	1/2 (12.7)	1/2 (12.7)	1/2 (12.7)	1/2 (12.7)	
	Discharge	inch (mm)	5/8 (15.9)	3/4 (19.1)	5/8 (15.9)	3/4 (19.1)	3/4 (19.1)	3/4 (19.1)	3/4 (19.1)	3/4 (19.1)	
	Gas	inch (mm)	3/4 (19.1)	7/8 (22.2)	3/4 (19.1)	7/8 (22.2)	7/8 (22.2)	7/8 (22.2)	7/8 (22.2)	7/8 (22.2)	
Operation Range (Cooling)	Min / Max	°CDB	-5 / 46								
Operation Range (Heating)	Min / Max	°CWB	-20 / 15.5								

Trade Condensing Unit Price	£16,536.00	£19,392.00	£19,747.00	£21,651.00
------------------------------------	-------------------	-------------------	-------------------	-------------------

Preliminary specifications subject to change before official launch

LAUNCH JULY 2022

BSSV

VRV 5 Branch Selector Boxes – Heat Recovery

A completely redesigned BS box for R32 with Shîrudo Technology built in. The new design is more compact and requires less ceiling height, giving you even more flexibility.


- › Optional drain pump available if drainage by gravity is not possible
- › Flow-through principle: BSSV boxes can be connected, up to 16 ports in series (e.g. 4 x 4 port BS box)
 - Less brazing points
 - Less installation space required
 - Lower install costs
- › No access required from the top means BSSV boxes can be installed right against the ceiling
- › Slide-down switchboxes for easy service and maintenance



		BS4A14AV1B	BS6A14AV1B	BS8A14AV1B	BS10A14AV1B	BS12A14AV1B	
Connectivity	Maximum number of connectable indoor units (per BS box)	20	30	40	50	60	
	Maximum number of connectable indoor units per branch	5	5	5	5	5	
	Number of branches	4	6	8	10	12	
	Maximum capacity index of connectable indoor units (per BS box)	400	600	750			
	Maximum capacity index of connectable indoor units per branch	140 per port 250 if 2 ports are combined					
Piping restrictions	Maximum piping length between BSSV box and indoor unit	m			40		
Flowthrough of header pipes	Total amount of ports allowed in flowthrough	16					
	Maximum allowed amount of BSSV box in flowthrough	4 (4 * 4 port BSSV box = 16 ports)					
	Maximum capacity index of indoor units connected to all BSSV box in flowthrough combined	750					
General	Refrigerant type	R32					
	Unit weight	kg	40	60	65	85	90
	Power supply	V	220-240 V / 50 Hz / 1 Phase				
	Installation direction	Horizontal (0° - max 1° toward drain opening)					
	Drain piping	VP20 (ID, 20mm/OD, 26mm)					
	Unit casing	Galvanized steel plate					
	Height	mm	291	291	291	291	291
	Width (casing only)	mm	600	1000	1000	1400	1400
	Width (casing + header piping)	mm	870	1270	1270	1670	1670
	Depth (casing only)	mm	843	843	843	843	843
	Depth (casing + branch piping)	mm	1039	1039	1039	1039	1039
	Piping connection type	Braze					
	Main pipe size - Suction gas	inches (mm)	7/8 (22.2)	7/8 (22.2)	7/8 (22.2)	7/8 (22.2)	7/8 (22.2)
Main pipe size - HP/LP gas	inches (mm)	7/8 (22.2)	7/8 (22.2)	7/8 (22.2)	7/8 (22.2)	7/8 (22.2)	
Main pipe size - liquid	inches (mm)	5/8 (15.9)	5/8 (15.9)	5/8 (15.9)	5/8 (15.9)	5/8 (15.9)	
Branch pipe size - gas	inches (mm)	3/8 (9.5) / 1/2 (12.7) / 5/8 (15.9)					
Branch pipe size - liquid	inches (mm)	1/4 (6.4) / 3/8 (9.5)					
Trade Accessory Price		£2,824.00	£3,866.00	£5,084.00	£6,111.00	£7,489.00	

Preliminary specifications subject to change before official launch

BSSV box flow-through installation



Wi-Fi adapter for use with Daikin ONECTA App

Simply connect your unit to your home network (cable or WLAN) and download the app to change the thermostat, set temperature schedules, and review your energy consumption. The Daikin Residential Controller is compatible with your air conditioning and heating systems.

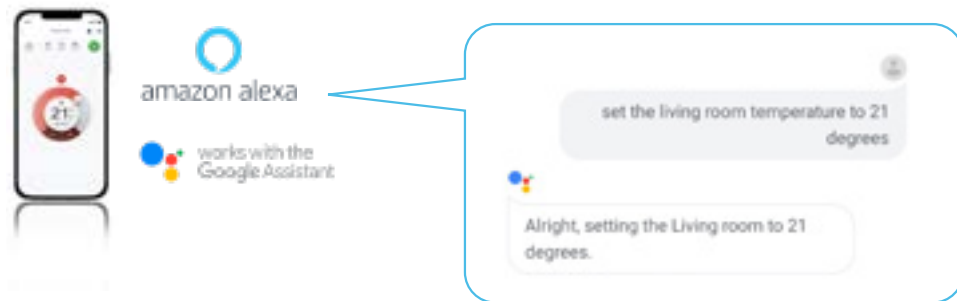
Control your climate

This screen provides you with an overview of your building and access to several features to control your indoor climate. You can also control up to 50 units at once for air conditioning systems.

Voice control

Control your system and enjoy maximum comfort, just by using your voice.

Via Amazon Alexa or Google Assistant you can control main functions such as temperature set point, operation mode, fan speed, and much more!



Download the App today



onecta

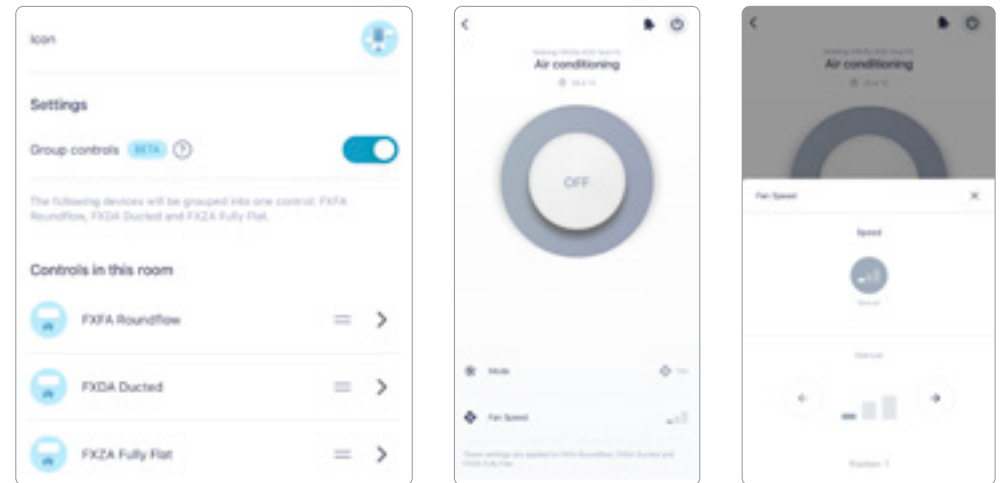
Material	Description	Trade Price
BRP069C51	WiFi adapter for VRV 5 Indoor units	£95.00

VRV 5 software group control

Using the app you can create different groups of indoor units, so that you can control them all at the same time. Once the groups are set on the app, the group control (On/Off, Fan Speed, Set Point, Schedules*) will work the app and any of the Madoka remote controllers connected to each fan coil in the system.

Contact your local Sales office for more details about how the group control works.

* available features and control options will depend on latest software version and types of fan coils



Tomorrow is Sustainable



VRV IV+ systems and VRV IV S-series units now have reclaimed refrigerant allocated to them during production. The quantity of reclaimed refrigerant allocated to these units prevents more than 300,000 tons of CO₂eq from being generated in the production of virgin refrigerant.

What does Certified Reclaimed Refrigerant Allocation mean?

When you see a Daikin product described as having a "Certified Reclaimed Refrigerant Allocation", this means independent auditors confirm both the quantity and quality of the reclaimed refrigerant as being of:

- › **Certified quantity:** the reclaimed refrigerant allocated administratively to the unit is equivalent to 100% of its factory charge, so the unit has zero F-Gas quota impact
- › **Certified quality:** the reclaimed refrigerant has been reclaimed to AHRI700 certified standards to be of the same quality as virgin R410A

External certified quality

Reclaimed refrigerant meets AHRI700 certified standards, just like virgin refrigerant.

Reclaimed within Europe

Reclaimed refrigerant reused within Europe is not part of the quota set by the F-Gas regulation.



Certified allocated quantity

Through an audit process we ensure the reclaimed refrigerant is administratively allocated to the all VRV units manufactured in Daikin's Ostend plant destined for the European market.

Refrigerant is a valuable asset

A huge source of R-410A is available in existing installations. Together we can create a circular economy of refrigerant supply, use, recovery and reclaiming.

Make a positive choice:

Now it's easier to make a positive choice to reduce the environmental impact of your air conditioning systems by choosing VRV IV+ heat recovery and VRV IV S-series units with Certified Reclaimed Refrigerant Allocation. Exclusive to Daikin, reclaimed refrigerant is now used in our units and:

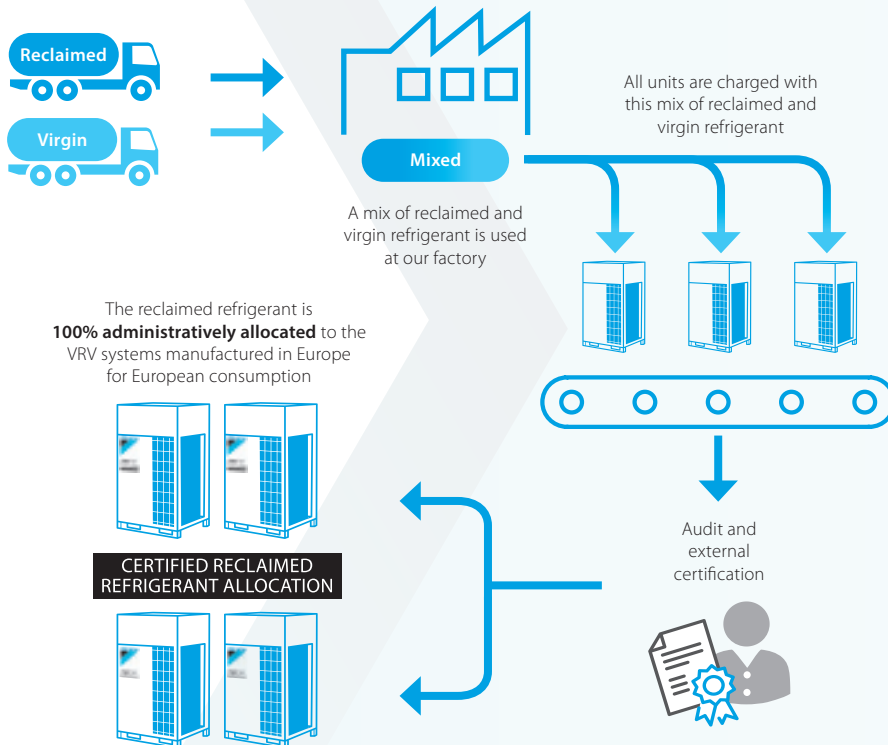
- › Is independently certified as being the same quality as virgin refrigerant
- › Is administratively allocated 100% to VRV IV+ Heat Pump and Heat Recovery, VRV-Q Heat Pump, Water Cooled VRV, VRV-i , and VRV IV S-series units
- › Has zero impact on F-gas quota, as it is reclaimed and reused within Europe
- › Saves more than 300,000 tons CO₂eq of virgin gas being manufactured each year
- › Supports the development of a circular economy in our industry



Do VRV IV+ heat recovery and VRV IV S-series units have 100% reclaimed refrigerant?

It's not quite that simple. When refrigerant is supplied to the factory, the allocation of reclaimed refrigerant is mixed with virgin refrigerant on one production line, as they are both of identical quality.

However, an independent auditor ensures that 100% of the reclaimed gas is allocated administratively to two product ranges: the VRV IV+ Heat Recovery and the Mini VRV IV S-series units produced in Ostend.



Like in the energy market, where customers can choose an electricity tariff using energy from renewable sources, the reality is that the electricity grid distributes electricity from all sources – renewable, fossil and nuclear energy. However, the energy provider buys enough energy from renewable energy sources to match the energy demands of its renewable energy tariff customers.

In the same way, Daikin has secured sufficient reclaimed R410A to match the factory charge required for our VRV IV+ Heat Pump and Heat Recovery, VRV-Q Heat Pump, Water Cooled VRV, VRV-i, and VRV IV S-series units. We can provide certificates of proof for your clients that the reclaimed refrigerant has been allocated to these ranges.

By choosing these products, you are making a clear choice to ease pressure on the F-Gas quota, avoid virgin gas being brought into the market and support the supply of refrigerant from a more sustainable source.

Together we can be part of the climate solution.

VRV IV+ is the most efficient in the market today

The new VRV IV+ range has been designed with an entirely new compressor that delivers an average 15% increase in seasonal efficiency over the previous range of Daikin VRV systems. As a result, it exceeds the standards of the Lot 21 Ecodesign Directive, which increased the minimum efficiency requirements for air conditioners over 12kW once again on 1 January 2021.

At the heart of the latest system, existing VRV IV features such as variable refrigerant temperature and continuous heating during defrost are matched by a completely redesigned compressor. This is fully optimised to ensure high performance at part loads – the main operation mode throughout the year.

The new compressor addresses a key issue during low load operation: refrigerant leaks can occur from the high-pressure side to the low-pressure side in the compression chamber, resulting in loss of efficiency.

In the new compressor, a back-pressure control port sends a small amount of high-pressure refrigerant from the compression chamber to the back of the scroll. This optimal separation of lower- and higher-pressure sides within the compression chamber boosts seasonal efficiency delivering a 15% increase in efficiency.

The VRV IV+ also uses a four-side heat exchanger with a new capillary design for optimised refrigerant distribution, providing the smoothest performance in any system loading.

The VRV IV+ delivers 15% higher average SEER. On an 8HP system, the SEER is as much as 38% higher with indoor ducts and 41% higher with indoor cassettes. In heating mode, the VRV IV+ delivers 13% higher SCOP on average, or 16% higher SCOP for an 8HP unit with indoor ducts.

VRV IV+ offers:

- › 15% increased cooling efficiency, and 13% increased heating efficiency compared with current models
- › Compliance with the 2021 ENER Lot 21 EcoDesign Directive standards
- › Completely redesigned compressor, fully optimised to ensure high performance at part loads
- › Improved refrigerant distribution, delivering smoothest performance yet
- › Fully compatibility with all Daikin controllers
- › Heat recovery, heat pump, replacement and high ambient versions





THE SUPPORT OF ONE TRUSTED SUPPLIER

Our service offering is designed to give you VRV commissioning confidence. Enjoy additional security when pricing for new installations for your clients.

Standard

COMMISSIONING SUPPORT CHARGING THE SYSTEM WITH REFRIGERANT

Use Daikin service on-site to provide refrigeration system commissioning assistance with the supply of the R410A trim charge at a set fee.

We'll undertake a visible system check and ensure your VRV successfully completes its test run and is fully operational.

VRV system size	Standard service	
	Ex-VAT price (non-discountable) per system	Daikin material code
Size 4 to size 16 horsepower (inclusive)	£891	UK.FS/VRV/CTS4-16
Size 18 to size 24 horsepower (inclusive)	£1,341	UK.FS/VRV/CTS18-24
Size 26 horsepower and above	£1,791	UK.FS/VRV/CTS26-54
Service includes		
Daikin service on site to assist with refrigerant system commissioning	Yes	
All refrigerant required to cover trim charge for installation	Yes	

Simply ask us to include this package in your VRV quote, then decide later if it's the best option for you.

**Protect yourself.
Ask us for your personalised
quote today.**

Reclaim with Confidence



Daikin UK presents a unique Reclaim with Confidence service solely for D1/D1+ Partners. Offering on-site F-Gas recovery, Reclaim with Confidence is available via A-Gas, exclusively in partnership with Daikin.



Recovery machine on site in action

Benefits:

- › Direct recovery of F-Gases¹ on-site
- › Time saving on site of up to 70%²
- › No need to rent recovery cylinders
- › D1 Business Development Fund credit, based on amount of R410A recovered
- › Certificate provided for end-user
- › Fully trained and equipped operatives for safe on-site operations

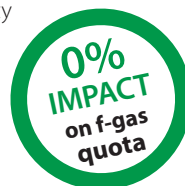
The offer

Exclusively in partnership with A-Gas, Daikin UK can now offer a refrigerant recovery service for all F-Gases¹, ensuring refrigerant can be recovered safely and efficiently from your systems and removed from site for reclaiming. The recovery machine can be wheeled into place or deployed directly from the vehicle, using a hose up to 250 feet long, giving complete flexibility for any site conditions. The system is then available for decommissioning if at the end of its life, or for repair and recharging with fresh gas³.

¹ Currently excluded A2Ls

² Based on case study Bristol Water.

³ System recharging to be carried out by the Installer, not as part of Reclaim with Confidence offer.



Details of Service offer

Initial contact with customer (following email enquiry)	Within 4 working hours from enquiry being received (office hours 8 am to 5 pm)
Order confirmation of date and time	Following confirmation from A-Gas through phone or email contact
Provision of job site reports and certificate	After the recovery, the certificates will be emailed to you
Service support	Telephone and email support 8:00AM to 5:00PM from A-Gas, with a messaging service outside of these hours. Emails received outside of office hours will be actioned on the next working day
Weekend service	Available on request

Pricing schedule

The pricing is per visit based on the total F-Gas quantity that is recovered on site.

Material	KG gas collected	Trade Price
UK.RRSMALL	<20 Kg	£265.00
UK.RRMEDIUM	21-100 Kg	£295.00
UK.RRLARGE	101-200 Kg	£390.00
UK.RRWEEKEND	Weekend call out additional surcharge (per visit)	£150.00

For recovery projects of more than 201 Kg, the total price will be made as a combination of the above charges, e.g. 250 Kg would be £295+£390=£685 total, or please contact Daikin direct for a quote.

Business Development Fund credit

For every Kg of R410A recovered, £3 will be credited to your D1 Business Development Fund for the following year.

Legislative requirements and certification

Following removal of the F-Gases from site, a full report and waste certificate will be available. The certificate will be emailed to you, so you can share it with your end client for their records and to prove that the refrigerant has been removed safely for reclaiming.

Additional terms and conditions

Excludes Northern Ireland and Channel Island. Additional charges may apply for other Island locations. Please see site service specific T&C's.

Customer process:

- › Log onto the D1 Partner Portal and access Reclaim with Confidence page: <https://d1.daikin.co.uk/resources-and-tools/reclaim-with-confidence>
- › Complete on-line form
- › Submit form with order and full details of site
- › Following receipt of confirmation email, you will receive a call from A-Gas confirming requirements
- › Once date and time have been confirmed with A-Gas, the Rapid Recovery vehicle will attend site
- › Following recovery, a certificate will be emailed to you

Service with Confidence



By choosing Service with Confidence, you gain so much more value than even our high-quality technology alone can offer. You'll gain complete lifecycle management for your chosen system, an environmentally responsible addition to your portfolio and guaranteed performance for years to come.

Whether you're a consultant looking to specify a reliable product for your client, or a corporate client who needs a transparent, all-inclusive service package – you're in safe hands with Daikin for the lifetime* of any system we install.

From a **guaranteed lifetime* supply of reclaimed refrigerant****, to **remote monitoring and maintenance** that maximises performance, and minimises cost. Explore our three service packages to see what we can offer.

To discuss your requirements, or add Service with Confidence to your quotation, speak to your Daikin Account Manager today.



Our **Essential Service package** includes the most fundamental cover you might need. With a **7-year warranty** on every Daikin VRV system, plus **free of charge components provided** should any parts which succumb to wear and tear, it's much-needed peace of mind for one transparent cost. Plus, if you should want any additional extras, such as an annual energy report from Daikin UK, we can provide these additions to your Service with Confidence package too – simply ask us for a quotation. We can provide a tailored service, fit for every business.



When you choose our **Enhanced Service package**, not only will you benefit from a boosted **10-year warranty** on every Daikin VRV unit, you'll benefit from long-term peace of mind, too. We'll include annual energy reports as standard, so you can keep an eye on running costs and ensure your unit keeps running as expected.



In an uncertain and risky economy, the Service with Confidence **Ultimate Service package** including lifetime* warranty protects businesses from the unexpected costs of unplanned repairs and breakdowns. Instead, you'll have total confidence, backed by our remote monitoring service, annual energy reports and diagnosis and troubleshooting packages. Our refrigerant supply and Reclaim with Confidence packages are also included as standard, supported by quality service from Daikin. Plus, we offer the **industry's longest warranty terms – up to 15 years**, for true end-to-end lifecycle management.

What's included?

	Essential Service	Enhanced Service	Ultimate Service
Project Support with Confidence	£	£	£
 COMMISSION WITH CONFIDENCE	£	£	£
Remote monitoring	£	✓	✓
Diagnosis and troubleshooting	£	£	✓
Annual energy report	£	✓	✓
Service contracts	£	✓	✓
Warranty	✓ 7 years	✓ 10 years	✓ Lifetime*
Spare parts	£ Wear and tear	£ Wear and tear	✓
 RECLAIM WITH CONFIDENCE	£	£	✓
Refrigerant gas supply***	£	£	✓
Equipment recovery with confidence	£	£	✓

£ Available from Daikin at an extra cost, please ask your Daikin Account Manager for more details.

✓ Included as part of your customer's Service with Confidence package.

✓ Customers choosing the Enhanced Service option with a 10 year warranty must have a service contract included as part of this option. The service contract can be provided, either via a D1/D1+ installer or direct from Daikin.

£ Customers choosing the Essential Service option with a 7 year warranty must additionally have a Service contract, available either via a D1/D1+ installer or direct with Daikin.

*** Refrigerant gas is provided by Daikin during standard service and maintenance activities. If refrigerant gas is required for other reasons (see detailed T&Cs) then refrigerant gas is provided at a fixed £/kg, published at the start of each year.

Service with Confidence offers the promise of a true partnership for the lifetime of our R410A VRV systems. For guaranteed optimum performance, minimised risk, and a more sustainable future for everyone.

* For your equipment to qualify for our lifetime warranty (Up to 15 years), the installation must be approved by our Daikin Service department. To ensure your system is set-up for years of trouble-free operation, please see our **Project Support with Confidence** and **Commission with Confidence** services which fast-track your installations approved status.


Please speak to your Daikin account manager for further information

** Available through our Ultimate Service package

R-410A

FXFQ-B

Roundflow Cassette



Notes:


- i) Cassette prices include standard decoration panel - self cleaning panel available as an accessory item
- ii) BYCQ140E = pure white panel with grey louvres , BYCQ140EW = pure white standard panel with white louvres, BYCQ140EGF = Pure white auto cleaning panel with fine filter. The BYCQ140EW has white insulations. Be informed that formations of dirt on white insulation is visibly stronger & that it is consequently not advised to install the decoration panel in environments exposed to concentrations of dirt
- iii) For accessories please refer to pages 152 - 172

Indoor Units			FXFQ20B	FXFQ25B	FXFQ32B	FXFQ40B	FXFQ50B	FXFQ63B	FXFQ80B	FXFQ100B	FXFQ125B	
Capacity	UK Total Cooling	kW	1.80	2.30	2.90	3.60	4.50	5.70	7.20	9.00	11.30	
	UK Sensible Cooling	kW	1.60	1.90	2.60	3.00	3.60	4.60	5.80	6.90	8.60	
	Nominal Cooling	kW	2.20	2.80	3.60	4.50	5.60	7.10	9.00	11.20	14.00	
	Nominal Heating	kW	2.50	3.20	4.00	5.00	6.30	8.00	10.00	12.50	16.00	
Air Flow Rate	High	m ³ /sec	0.208	0.208	0.208	0.227	0.250	0.275	0.380	0.442	0.550	
	Nom	m ³ /sec	0.177	0.177	0.177	0.193	0.213	0.225	0.293	0.325	0.442	
	Low	m ³ /sec	0.147	0.147	0.147	0.158	0.175	0.175	0.207	0.207	0.332	
Dimensions	Height x Width x Depth	mm	204x840x840						246x840x840		288x840x840	
Weight		kg	19	19	19	20	21	21	24	24	26	
Standard Decoration Panels	Model		Roundflow BYCQ140E white (standard panel) / Roundflow BYCQ140EB black									
	Colour		Pure White (RAL 9010) / Black (RAL9005)									
	Dimensions H x W x D	mm	50x950x950									
	Weight	kg	5.5									
Fully White Decoration Panel	Model		Roundflow with white louvres BYCQ140EW									
	Colour		Pure White (RAL 9010)									
	Dimensions H x W x D	mm	50x950x950									
	Weight	kg	5.5									
Self Cleaning Decoration Panels	Model		Roundflow self-cleaning BYCQ140EGF white / Roundflow self-cleaning BYCQ140EGFB black									
	Colour		Pure White (RAL 9010) / Black (RAL9005)									
	Dimensions H x W x D	mm	130x950x950									
	Weight	kg	10.3									
Electrical Details	Running Current	amps	0.3	0.3	0.3	0.3	0.4	0.4	0.6	0.8	1.3	
	Power Supply	Phase / Hz / V	1 / 50 / 230									
	Fuse Rating	amps	5.0									
Sound Level	Sound Pressure	High	dBA	31.0	31.0	31.0	33.0	33.0	35.0	38.0	43.0	45.0
		Nom	dBA	29.0	29.0	29.0	31.0	31.0	33.0	34.0	37.0	41.0
		Low	dBA	28.0	28.0	28.0	29.0	29.0	30.0	30.0	30.0	36.0
	Sound Power		dBA	49	49	49	51	51	53	55	60	61
Piping Connections	Liquid	inch (mm)	1/4 (6.4)	1/4 (6.4)	1/4 (6.4)	1/4 (6.4)	1/4 (6.4)	3/8 (9.5)	3/8 (9.5)	3/8 (9.5)	3/8 (9.5)	
	Gas	inch (mm)	1/2 (12.7)	1/2 (12.7)	1/2 (12.7)	1/2 (12.7)	1/2 (12.7)	5/8 (15.9)	5/8 (15.9)	5/8 (15.9)	5/8 (15.9)	
Trade Unit Price			£991.00	£1,010.00	£1,033.00	£1,115.00	£1,170.00	£1,234.00	£1,316.00	£1,428.00	£1,777.00	

R-410A

FXZQ-A

600x600 Fully Flat Cassette



Notes:

- i) Cassette prices include Fully Flat decoration panel in fresh white. Other colour panels available on request.
- ii) Dimensions include control box
- iii) For accessories please refer to pages 152 - 172

Indoor Units			FXZQ15A	FXZQ20A	FXZQ25A	FXZQ32A	FXZQ40A	FXZQ50A	
Capacity	UK Total Cooling	kW	1.40	1.80	2.30	2.90	3.60	4.50	
	UK Sensible Cooling	kW	1.30	1.50	1.80	2.10	2.90	3.60	
	Nominal Cooling	kW	1.70	2.20	2.80	3.60	4.50	5.60	
	Nominal Heating	kW	1.90	2.50	3.20	4.00	5.00	6.30	
Air Flow Rate	High	m ³ /sec	0.142	0.145	0.150	0.167	0.192	0.242	
	Nom	m ³ /sec	0.117	0.125	0.133	0.142	0.158	0.208	
	Low	m ³ /sec	0.108	0.108	0.108	0.117	0.133	0.167	
Dimensions (with Decoration Panel)	HxWxD	mm	260 (306) x 575 (620) x 575 (620)						
Weight (with Decoration Panel)		kg	15.5 (18.3)	15.5 (18.3)	15.5 (18.3)	16.5 (19.3)	16.5 (19.3)	18.5 (21.3)	
Decoration Panel			Fully Flat in white (N9.5) BYFQ60CW (standard panel)						
	Dimensions	mm	46 x 620 x 620						
	Weight	kg	2.8						
Decoration Panel			Fully Flat in white (N9.5) BYFQ60CS (silver panel)						
	Dimensions	mm	46 x 620 x 620						
	Weight	kg	2.8						
Decoration Panel			Old style panel BYFQ60B3 (White RAL9010)						
	Dimensions	mm	55 x 700 x 700						
	Weight	kg	2.7						
Electrical Details	Running Current	amps	0.3	0.3	0.3	0.4	0.4	0.6	
	Power Supply	Phase / Hz / V	1 / 50 / 230						
	Fuse Rating	amps	5						
Sound Level	Sound Pressure	High	dBA	31.5	32.0	33.0	33.5	37.0	43.0
		Nom	dBA	28.0	29.5	30.0	30.0	32.0	40.0
		Low	dBA	25.5	25.5	25.5	26.0	28.0	33.0
	Sound Power		dBA	49	49	50	51	54	60
Piping Connections	Liquid	inch (mm)	1/4 (6.4)	1/4 (6.4)	1/4 (6.4)	1/4 (6.4)	1/4 (6.4)	1/4 (6.4)	
	Gas	inch (mm)	1/2 (12.7)	1/2 (12.7)	1/2 (12.7)	1/2 (12.7)	1/2 (12.7)	1/2 (12.7)	
Trade Unit Price			£941.00	£963.00	£985.00	£1,003.00	£1,078.00	£1,184.00	

R-410A

FXCQ-A

2 Way Blow Cassette



Notes:

- i) Cassette prices include decoration panel
- ii) For accessories please refer to pages 152 - 172

Indoor Units			FXCQ20A	FXCQ25A	FXCQ32A	FXCQ40A	FXCQ50A	FXCQ63A	FXCQ80A	FXCQ125A	
Capacity	UK Total Cooling	kW	1.8	2.3	2.9	3.6	4.5	5.7	7.2	11.3	
	UK Sensible Cooling	kW	1.7	2	2.3	2.9	3.5	4.9	5.7	8.7	
	Nominal Cooling	kW	2.2	2.8	3.6	4.5	5.6	7.1	9.0	14.0	
	Nominal Heating	kW	2.5	3.2	4.0	5.0	6.3	8.0	10.0	16.0	
Air Flow Rate	High	m ³ /sec	0.175	0.192	0.192	0.200	0.250	0.267	0.433	0.533	
	Nom	m ³ /sec	0.150	0.158	0.158	0.175	0.217	0.233	0.375	0.458	
	Low	m ³ /sec	0.125	0.133	0.133	0.142	0.175	0.192	0.308	0.375	
Dimensions (with Decoration Panel)	Height	mm	305 (360)	305 (360)	305 (360)	305 (360)	305 (360)	305 (360)	305 (360)	305 (360)	
	Width	mm	775 (1070)	775 (1070)	775 (1070)	775 (1070)	990 (1285)	990 (1285)	1445 (1740)	1445 (1740)	
	Depth	mm	620 (700)	620 (700)	620 (700)	620 (700)	620 (700)	620 (700)	620 (700)	620 (700)	
Weight (with Decoration Panel)	kg	19 (29)	19 (29)	19 (29)	19 (29)	22 (33)	25 (36)	33 (46)	38 (51)	53 (51)	
Decoration Panel			BYBCQ40H				BYBCQ63H		BYBCQ125H		
Electrical Details	Running Current	amps	0.3	0.3	0.3	0.3	0.4	0.5	0.6	1.1	
	Power Supply	Phase / Hz / V	1 / 50 / 230								
	Fuse Rating	amps	5								
Sound Level	Sound Pressure	High	dBA	32.0	34.0	34.0	36.0	37.0	39.0	42.0	46.0
		Nom	dBA	30.0	31.0	32.0	33.0	35.0	37.0	38.0	42.0
		Low	dBA	28.0	29.0	30.0	31.0	31.0	32.0	33.0	38.0
	Sound Power	dBA	48.0	50.0	50.0	52.0	53.0	55.0	58.0	62.0	
Piping Connections	Liquid	inch (mm)	1/4 (6.4)	1/4 (6.4)	1/4 (6.4)	1/4 (6.4)	1/4 (6.4)	3/8 (9.5)	3/8 (9.5)	3/8 (9.5)	
	Gas	inch (mm)	1/2 (12.7)	1/2 (12.7)	1/2 (12.7)	1/2 (12.7)	1/2 (12.7)	5/8 (15.9)	5/8 (15.9)	5/8 (15.9)	
Trade Unit Price			£1,117.00	£1,136.00	£1,145.00	£1,265.00	£1,385.00	£1,438.00	£1,650.00	£1,980.00	

R-410A

FXKQ-MA

1 Way Blow Corner Cassette



Notes:

- i) Cassette prices include decoration panel
- ii) For accessories please refer to pages 152 - 172

Indoor Units			FXKQ25MA	FXKQ32MA	FXKQ40MA	FXKQ63MA
Capacity	UK Total Cooling	kW	2.3	2.9	3.6	5.7
	UK Sensible Cooling	kW	2.2	2.5	2.8	4.5
	Nominal Cooling	kW	2.8	3.6	4.5	7.1
	Nominal Heating	kW	3.2	4.0	5.0	8.0
Air Flow Rate	High	m ³ /sec	0.183	0.183	0.217	0.300
	Low	m ³ /sec	0.150	0.150	0.167	0.250
Dimensions (with Decoration Panel)	Height	mm	215 (285)	215 (285)	215 (285)	215 (285)
	Width	mm	1110 (1240)	1110 (1240)	1110 (1240)	1310 (1440)
	Depth	mm	710 (800)	710 (800)	710 (800)	710 (800)
Weight (with Decoration Panel)	kg	31 (39.5)	31 (39.5)	31 (39.5)	34 (43.5)	
Decoration Panel			BYK45F		BYK71F	
Electrical Details	Running Current	amps	0.3	0.3	0.3	0.5
	Power Supply	Phase / Hz / V	1 / 50 / 230			
	Fuse Rating	amps	5			
Sound Level	Sound Pressure	High	dBA	38.0	38.0	42.0
		Low	dBA	33.0	33.0	37.0
	Sound Power	dBA	54.0	54.0	56.0	58.0
Piping Connections	Liquid	inch (mm)	1/4 (6.4)	1/4 (6.4)	1/4 (6.4)	3/8 (9.5)
	Gas	inch (mm)	1/2 (12.7)	1/2 (12.7)	1/2 (12.7)	5/8 (15.9)
Trade Unit Price			£1,233.00	£1,249.00	£1,363.00	£1,547.00

R-410A

FXSQ-A

Concealed Ceiling Unit (Medium Static)



Notes:


i) For accessories please refer to pages 152 - 172

Indoor Units			FXSQ15A	FXSQ20A	FXSQ25A	FXSQ32A	FXSQ40A	FXSQ50A	FXSQ63A	FXSQ80A	FXSQ100A	FXSQ125A	FXSQ140A	
Capacity	UK Total Cooling	kW	1.4	1.8	2.3	2.9	3.6	4.5	5.7	7.2	9.0	11.3	12.9	
	UK Sensible Cooling	kW	1.1	1.4	1.8	2.3	2.9	3.6	4.5	5.7	7.2	8.9	10.2	
	Nominal Cooling	kW	1.7	2.2	2.8	3.6	4.5	5.6	7.1	9.0	11.2	14.0	16.0	
	Nominal Heating	kW	1.9	2.5	3.2	4.0	5.0	6.3	8.0	10.0	12.5	16.0	18.0	
Air Flow Rate	High	m ³ /sec	0.145	0.150	0.150	0.158	0.250	0.253	0.350	0.383	0.533	0.600	0.650	
	Nom	m ³ /sec	0.125	0.125	0.125	0.133	0.208	0.208	0.300	0.325	0.450	0.525	0.567	
	Low	m ³ /sec	0.108	0.108	0.108	0.117	0.183	0.183	0.250	0.267	0.383	0.433	0.467	
External Static Pressure	High	Pa	150	150	150	150	150	150	150	150	150	150	150	
	Low	Pa	30	30	30	30	30	30	30	40	40	50	50	
Dimensions	Height x Width x Depth	mm	245 x 550 x 800				245 x 700 x 800		245 x 1000 x 800		245 x 1400 x 800		245 x 1550 x 800	
Weight		kg	23.5	23.5	23.5	24.0	28.5	29.0	35.5	36.5	46.0	47.0	51.0	
Electrical Details	Running Current	amps	0.7	0.7	0.7	0.7	1.1	1.1	1.5	1.7	2.2	2.4	2.5	
	Power Supply	Phase / Hz / V	1 / 50 / 230											
	Fuse Rating	amps	5											
Sound Level	Sound Pressure	High	dBA	29.5	30.0	30.0	31.0	35.0	35.0	33.0	35.0	36.0	39.0	41.5
		Nom	dBA	28.0	28.0	28.0	29.0	32.0	32.0	30.0	32.0	34.0	36.0	38.0
		Low	dBA	25.0	25.0	25.0	26.0	29.0	29.0	27.0	29.0	31.0	33.0	34.0
	Sound Power	dBA	54.0	54.0	54.0	55.0	60.0	60.0	59.0	61.0	61.0	64.0	64.0	
Piping Connections	Liquid	inches (mm)	1/4 (6.4)	1/4 (6.4)	1/4 (6.4)	1/4 (6.4)	1/4 (6.4)	1/4 (6.4)	3/8 (9.5)	3/8 (9.5)	3/8 (9.5)	3/8 (9.5)	3/8 (9.5)	
	Gas	inches (mm)	1/2 (12.7)	1/2 (12.7)	1/2 (12.7)	1/2 (12.7)	1/2 (12.7)	1/2 (12.7)	5/8 (15.9)	5/8 (15.9)	5/8 (15.9)	5/8 (15.9)	5/8 (15.9)	
Trade Unit Price			£757.00	£780.00	£801.00	£810.00	£863.00	£899.00	£928.00	£1,057.00	£1,171.00	£1,340.00	£1,476.00	

R-410A

FXMQ-P7

Concealed Ceiling Unit (High Static)



Notes:

i) For accessories please refer to pages 152 - 172

Indoor Units			FXMQ50P7	FXMQ63P7	FXMQ80P7	FXMQ100P7	FXMQ125P7	
Capacity	UK Total Cooling	kW	4.5	5.7	7.2	9	11.3	
	UK Sensible Cooling	kW	4.1	4.9	6.1	7.3	9.2	
	Nominal Cooling	kW	5.6	7.1	9.0	11.2	14	
	Nominal Heating	kW	6.3	8.0	10.0	12.5	16	
Air Flow Rate	High	m ³ /sec	0.300	0.325	0.417	0.533	0.650	
	Nom	m ³ /sec	0.275	0.297	0.375	0.458	0.558	
	Low	m ³ /sec	0.250	0.267	0.333	0.383	0.467	
External Static pressure	High	Pa	200	200	200	200	200	
	Low	Pa	100	100	100	100	100	
Dimensions	Height x Width x Depth	mm	300 x 1000 x 700			300 x 1400 x 700		
Weight		kg	35	35	35	46	46	
Electrical Details	Running Current	amps	1.4	1.4	1.7	2.3	2.9	
	Power Supply	Phase / Hz / V	1 / 50 / 230					
	Fuse Rating	amps	5					
Sound Level	Sound Pressure	High	dBA	41.0	42.0	43.0	43.0	44.0
		Nom	dBA	39.0	40.0	41.0	41.0	42.0
		Low	dBA	37.0	38.0	39.0	39.0	40.0
	Sound Power	dBA	61.0	64.0	67.0	65.0	70.0	
Piping Connections	Liquid	inch (mm)	1/4 (6.4)	3/8 (9.5)	3/8 (9.5)	3/8 (9.5)	3/8 (9.5)	
	Gas	inch (mm)	1/2 (12.7)	5/8 (15.9)	5/8 (15.9)	5/8 (15.9)	5/8 (15.9)	
Trade Unit Price			£1,388.00	£1,454.00	£1,528.00	£1,695.00	£1,937.00	

R-410A

FXDQ-A3

Slim Concealed Ceiling Unit



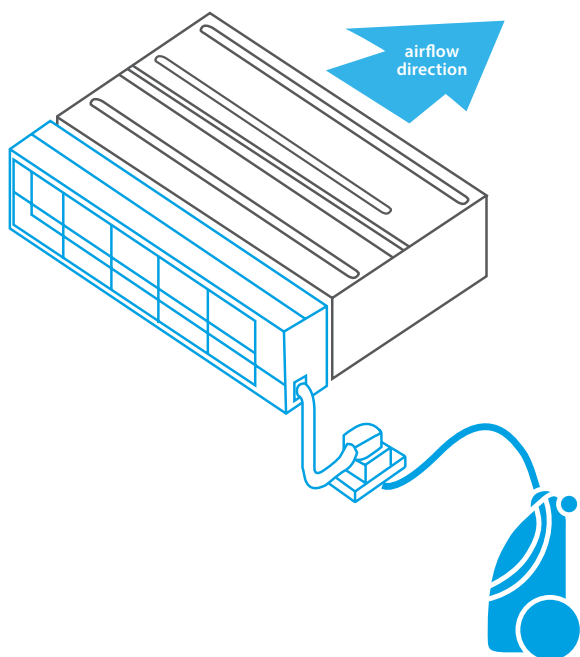
Notes:

- i) For accessories please refer to pages 152 - 172
- ii) Fan coils supplied as standard with factory fitted filter


Indoor Units			FXDQ15A3	FXDQ20A3	FXDQ25A3	FXDQ32A3	FXDQ40A3	FXDQ50A3	FXDQ63A3	
Capacity	UK Total Cooling	kW	1.4	1.8	2.3	2.9	3.6	4.5	5.7	
	UK Sensible Cooling	kW	1.3	1.6	1.9	2.2	2.8	3.5	4.3	
	Nominal Cooling	kW	1.7	2.2	2.8	3.6	4.5	5.6	7.1	
	Nominal Heating	kW	1.9	2.5	3.2	4.0	5.0	6.3	8.0	
Air Flow Rate	High	m ³ /sec	0.125	0.133	0.133	0.133	0.175	0.208	0.275	
	Nom	m ³ /sec	0.117	0.120	0.120	0.120	0.158	0.183	0.242	
	Low	m ³ /sec	0.107	0.107	0.107	0.107	0.142	0.167	0.217	
External Static Pressure	High	Pa	30	30	30	30	44	44	44	
	Low	Pa	10	10	10	10	15	15	15	
Dimensions	Height x Width x Depth	mm	200 x 750 x 620				200 x 950 x 620			200 x 1150 x 620
Weight		kg	22	22	22	22	26	26	29	
Electrical Details	Running Current	amps	0.4	0.4	0.4	0.4	0.5	0.5	0.6	
	Power Supply	Phase / Hz / V	1 / 50 / 230							
	Fuse Rating	amps	5							
Sound Level	Sound Pressure	High	dBA	32.0	33.0	33.0	33.0	34.0	35.0	36.0
		Nom	dBA	31.0	31.0	31.0	31.0	32.0	33.0	34.0
		Low	dBA	27.0	27.0	27.0	27.0	28.0	29.0	30.0
	Sound Power	dBA	50.0	51.0	51.0	51.0	52.0	53.0	54.0	
Piping Connections	Liquid	inch (mm)	1/4 (6.4)	1/4 (6.4)	1/4 (6.4)	1/4 (6.4)	1/4 (6.4)	1/4 (6.4)	3/8 (9.5)	
	Gas	inch (mm)	1/2 (12.7)	1/2 (12.7)	1/2 (12.7)	1/2 (12.7)	1/2 (12.7)	1/2 (12.7)	5/8 (15.9)	
Trade Unit Price			£733.00	£756.00	£779.00	£789.00	£839.00	£873.00	£900.00	



Auto-Cleaning Accessory for Ducted Units



With the new Auto-Cleaning Accessory for Ducted Units, all the filters in your system will be constantly kept clean and at their best. There's no need for manual cleaning. The dust box can be emptied once a month using a standard Hoover, thanks to the flexible suction port.



With no more clogged units due to excessive dust formation, your customers will enjoy a smoother system operation with reduced maintenance and running costs. By keeping the filter constantly clean, we can guarantee maximum efficiency over the lifetime of the system, avoiding sudden failures that could result in unexpected maintenance and business costs.

Compatibility

The Auto-Cleaning Accessory is compatible with the current range. The FXDQ-A and P will require a software update. The FDXM-F will require a PCB change. These updates can be carried out by a Daikin engineer. Please contact your Sales Representative or local Sales Office to have more information about this process.

Material	Description	List Price	Notes	
999485P	Write wire harness	£40.00	One-time purchase for VRV Indoor Upgrade	Alternatively, customer could request FQS to complete the upgrade for the daily flat rate of £585 + the cost of the BAE20WH or 5019331 (depending on the unit serviced)
999486P	Read wire harness	£41.00		
999495P	D-checker	£321.00		
BAE20WH	Wire Adaptor for FXDQ A/P only	£16.00	1 adaptor per FCU	
5019331	Indoor Unit PCB for FDXM-F	£127.00	1 PCB per FCU	
BAEVACEP	Adapter reduction for standard vacuum cleaner	£14.00		

Technical details

Auto-Cleaning Duct	Trade Price	Split / Sky Air		VRV																Specification			
		FDXM-F9				FXDQ-A3						FXDA-A						Height (mm)	Width (mm)	Depth (mm)			
		25	35	50	60	15	20	25	32	40	50	63	10	15	20	25	32				40	50	63
BAE20A62	£447.00	•	•			•	•	•	•				•	•	•	•	•				212	764	201
BAE20A82	£481.00									•	•							•	•			964	
BAE20A102	£511.00			•	•							•								•		1164	

Easyzone Air Cooling and Heating System

The Easyzone system offers a low installation cost and versatile way to control the temperature of multiple spaces from a single ducted fan coil as part of a Split, Sky Air or VRV system.

The system consists of an adaptor that fits onto the ducted fan coil, which has between two and eight round duct adaptors depending on how many rooms you want to supply. Each adaptor has its own motorised damper controlling the volume of conditioned air delivered to the space, enabling individual temperature control in each room.

Each room can have either a wireless standard (Think), simplified (Lite) controller or centralised (Blueface) controller, which is linked to the Easyzone adaptor kit. The system must have at least one centralised (Blueface) controller and a BRC1H*.

Easyzone is available for the following fan coils:

Model	Class											
FXSQ-A	15	20	25	32	40	50	63	80	100	125	140	
FXDQ-A3		20	25	32	40	50	63					
FBA-A(9)				35		50	60	71	100	125	140	
FDXM-F9			25	35		50	60					

Easyzone kit Part Number	No of ducts	Duct size mm	Compatible models	Trade Price
AZEZ6DAIST07XS2	2	200	FXSQ15A FXSQ20A FXSQ25A FXSQ32A	£937.00
AZEZ6DAIST07XS3	3	200	FXSQ15A FXSQ20A FXSQ25A FXSQ32A	£1,009.00
AZEZ6DAIST07S2	2	200	FBA35A9 FBA50A9 FXSQ40A FXSQ50A	£937.00
AZEZ6DAIST07S3	3	200	FBA35A9 FBA50A9 FXSQ40A FXSQ50A	£1,009.00
AZEZ6DAIST07S4	4	200	FBA35A9 FBA50A9 FXSQ40A FXSQ50A	£1,077.00
AZEZ6DAIST07M4	4	200	FBA60A9 FBA71A9 FXSQ63A FXSQ80A	£1,077.00
AZEZ6DAIST07M5	5	200	FBA60A9 FBA71A9 FXSQ63A FXSQ80A	£1,202.00
AZEZ6DAIST07M6	6	200	FBA60A9 FBA71A9 FXSQ63A FXSQ80A	£1,375.00
AZEZ6DAIST07L5	5	200	FBA100A FBA125A FBA140A FXSQ100A FXSQ125A	£1,202.00
AZEZ6DAIST07L6	6	200	FBA100A FBA125A FBA140A FXSQ100A FXSQ125A	£1,375.00
AZEZ6DAIST07L7	7	200	FBA100A FBA125A FBA140A FXSQ100A FXSQ125A	£1,454.00
AZEZ6DAIST07L8	8	200	FBA100A FBA125A FBA140A FXSQ100A FXSQ125A	£1,532.00
AZEZ6DAIST07XL7	7	200	FXSQ140A	£1,454.00
AZEZ6DAIST07XL8	8	200	FXSQ140A	£1,532.00
AZEZ6DAISL01S2	2	150	FDXM25F9 FDXM35F9 FXDQ15A3 FXDQ20A3 FXDQ25A3 FXDQ32A3	£973.00
AZEZ6DAISL01S3	3	150	FDXM25F9 FDXM35F9 FXDQ15A3 FXDQ20A3 FXDQ25A3 FXDQ32A3	£1,047.00
AZEZ6DAISL01M4	4	150	FXDQ40A3 FXDQ50A3	£1,116.00
AZEZ6DAISL01L5	5	150	FDXM50F9 FDXM60F9 FXDQ63A3	£1,192.00



Small commercial example



Compact ceiling void for FXDQ-A3 and FDXM-F9



Standard ceiling void for FBA-A(9) and FXSQ-A



AZCE6BLUEFACECB



AZCE6THINKRB



AZCE6LITERB



BRC1H52W remote control







Minimum requirements: Daikin Ducted unit from the list above + associated Easyzone kit, 1xBRC1H*, 1xAZCE6BLURFACECB Blueface controller and additional AZCE* controllers per room as required.

Note: EasyZone is not compatible with VRV R32 ducted indoor units.


Accessories for Easyzone system

Daikin offers a series of new accessories to increase the flexibility and speed of installation of the Easyzone multi-room air conditioning system.



Zone room controllers

Model	Description	Trade Price
 BRC1H52W	Wired touch screen remote controller - White	£105.00
 AZCE6BLUEFACECB	Main room thermostat (at least 1 required)	£176.00
 AZCE6THINKRB	Additional wireless touch screen room thermostat (Think)	£201.00
 AZCE6THINKCB	Additional wired touch screen room thermostat (Think)	£184.00
 AZCE6LITERB	Additional wireless touch screen room thermostat (Lite)	£158.00
 AZCE6LITECB	Additional wired touch screen room thermostat (Lite)	£127.00

Zone controlling cabling


Model	Description	Trade Price
 AZX6CABLEBUS15	15m of interconnecting cable for Easyzone thermostats	£14.00
AZX6CABLEBUS100	100m of interconnecting cable for Easyzone thermostats	£105.00

Webserver cloud control

Model	Description	Trade Price
 AZX6WSC5GER	PCB mounted Webserver cloud (wireless)	£236.00
 AZX6WSPHUB	Free standing Webserver cloud (wired)	£236.00


N.B. These interfaces cannot be combined with the BACNet or KNX gateways.

BACNet gateway

Model	Description	Trade Price
 AZX6WSPBAC	BACNET gateway	£236.00



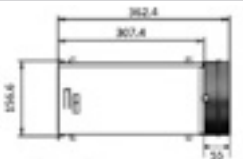
N.B. In addition to a AZX6BACNET per Easyzone unit, a DCM009A51 BACNet Client software is required per Intelligent Touch Manager
This gateway cannot be combined with either Webserver cloud controller or the KNX gateway.

KNX gateway

Model	Description	Trade Price
 AZX6KNXGTWAY	KNX gateway	£236.00

N.B. This interface cannot be combined with either Webserver cloud controller or the BACNet gateway

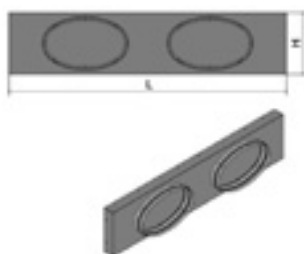
Supply air diffusers and plenum

Model	Description	Trade Price
	RDHV040015BKX Air diffuser - wall	£28.00
	RLQV040015BKX Air diffuser - ceiling	£42.00
	PREJ040015T Plenum for wall & ceiling diffuser	£92.00

Air intake plenums

Designed to perfectly match the return air connection on the Daikin indoor unit, a range of air intake plenums is now available.

Each plenum is provided with a number of Ø250Emm* spigots to ensure adequate airflow is available for correct unit operation.



Model	Description	Compatible FCU	Trade Price
AZCEZDAPR07XS	Standard unit return plenum – XS (1 spigot)	FXSQ15A, FXSQ20A, FXSQ25A, FXSQ32A	£105.00
AZCEZDAPR07S	Standard unit return plenum – S (1 spigot)	FBA35A, FBA50A, FXSQ40A, FXSQ50A	£105.00
AZCEZDAPR07M	Standard unit return plenum – M (2 spigots)	FBA60A, FBA71A, FXSQ63A, FXSQ80A	£120.00
AZCEZDAPR07L	Standard unit return plenum – L (4 spigots)	FBA100A, FBA125A, FBA140A, FXSQ100A, FXSQ125A	£154.00
AZCEZDAPR07XL	Standard unit return plenum - XL (4 spigots)	FXSQ140A	£172.00

Return air diffuser c/w filter and plenum

Model	Description	Trade Price
	Air intake filter slot + filter <u>Fan coil units:</u> FBA35A, FBA50A, FXSQ15A, FXSQ20A, FXSQ25A, FXSQ32A, FXSQ40A, FXSQ50A (1 diffuser Required) <u>Fan coil units:</u> FBA60A, FBA71A, FXSQ63A, FXSQ80A (2 diffusers Required) <u>Fan coil units:</u> FBA100A, FBA125A, FBA140A, FXSQ100A, FXSQ125A, FXSQ140A (4 diffusers Required)	£154.00
	BR500 Air intake plenum for RRFR050050BTX	£208.00

N.B. The Ø250Emm connections are elliptical in shape but are equivalent to a Ø250mm circular connection.

R-410A

FXMQ-MB

Concealed Ceiling Unit (Ultra High Static)



Notes:

- i) For accessories please refer to pages 152 - 172
- ii) UK.FF8 filer frame and filter is required as standard, please see accessory pages.

Indoor Units			FXMQ200MB	FXMQ250MB
Capacity	UK Total Cooling	kW	18.0	22.5
	UK Sensible Cooling	kW	14.9	18.5
	Nominal Cooling	kW	22.4	28.0
	Nominal Heating	kW	25.0	31.5
Air Flow Rate	High	m ³ /sec	0.967	1.200
	Nom	m ³ /sec	0.900	1.117
	Low	m ³ /sec	0.833	1.033
External Static pressure	High	Pa	270	270
	Nom	Pa	160	170
Dimensions	Height x Width x Depth	mm	470 x 1380 x 1100	
Weight		kg	132	132
Electrical Details	Running Current	amps	10.3	10.3
	Power Supply	Phase / Hz / V	1 / 50 / 230	
	Fuse Rating	amps	13	
Sound Level	Sound Pressure	High	dBA	48.0
		Low	dBA	45.0
	Sound Power	dBA	76.0	76.0
Piping Connections	Liquid	inch (mm)	3/8 (9.5)	3/8 (9.5)
	Gas	inch (mm)	3/4 (19)	7/8 (22.2)
Trade Unit Price			£3,383.00	£3,461.00

R-410A

FXAQ-A

Wall Mounted



Notes:

- i) For accessories please refer to pages 152 - 172

Indoor Units			FXAQ15A	FXAQ20A	FXAQ25A	FXAQ32A	FXAQ40A	FXAQ50A	FXAQ63A	
Capacity	UK Total Cooling	kW	1.4	1.8	2.3	2.9	3.6	4.5	5.7	
	UK Sensible Cooling	kW	1.4	1.8	2.0	2.4	3.3	3.7	4.6	
	Nominal Cooling	kW	1.7	2.2	2.8	3.6	4.5	5.6	7.1	
	Nominal Heating	kW	1.9	2.5	3.2	4.0	5.0	6.3	8.0	
Air Flow Rate	High	m ³ /sec	0.140	0.152	0.157	0.163	0.203	0.240	0.305	
	Low	m ³ /sec	0.117	0.117	0.117	0.117	0.162	0.192	0.225	
Dimensions	Height x Width x Depth	mm	290 x 795 x 266				290 x 1050 x 269			
Weight		kg	12	12	12	12	15	15	15	
Electrical Details	Running Current	amps	0.3	0.3	0.4	0.4	0.4	0.5	0.7	
	Power Supply	Phase / Hz / V	1 / 50 / 230							
	Fuse Rating	amps	5							
Sound Level	Sound Pressure	High	dBA	32.0	33.0	35.0	37.5	37.0	41.0	46.5
		Low	dBA	28.5	28.5	28.5	28.5	33.5	35.5	38.5
	Sound Power	dBA	51.0	52.0	53.0	55.0	55.0	58.0	63.0	
Piping Connections	Liquid	inch (mm)	1/4 (6.4)	1/4 (6.4)	1/4 (6.4)	1/4 (6.4)	1/4 (6.4)	1/4 (6.4)	3/8 (9.5)	
	Gas	inch (mm)	1/2 (12.7)	1/2 (12.7)	1/2 (12.7)	1/2 (12.7)	1/2 (12.7)	1/2 (12.7)	5/8 (15.9)	
Trade Unit Price			£572.00	£590.00	£607.00	£612.00	£628.00	£663.00	£730.00	

R-410A

FXHQ-A

Ceiling Suspended



Notes:

i) For accessories please refer to pages 152 - 172

Indoor Units				FXHQ32A	FXHQ63A	FXHQ100A
Capacity	UK Total Cooling	kW	2.9	5.7	9	
	UK Sensible Cooling	kW	2.3	4.4	6.3	
	Nominal Cooling	kW	3.6	7.1	11.2	
	Nominal Heating	kW	4.0	8.0	12.5	
Air Flow Rate	High	m ³ /sec	0.233	0.333	0.492	
	Nom	m ³ /sec	0.200	0.283	0.400	
	Low	m ³ /sec	0.167	0.233	0.317	
Dimensions	Height x Width x Depth	mm	235 x 960 x 690	235 x 1270 x 690	235 x 1590 x 690	
Weight		kg	24	33	39	
Electrical Details	Running Current	amps	0.8	0.8	1.7	
	Power Supply	Phase / Hz / V	1 / 50 / 230			
	Fuse Rating	amps	5			
Sound Level	Sound Pressure	High	dBA	36.0	37.0	44.0
		Nom	dBA	34.0	35.0	37.0
		Low	dBA	31.0	34.0	34.0
	Sound Power	dBA	54.0	55.0	62.0	
Piping Connections	Liquid	inch (mm)	1/4 (6.4)	3/8 (9.5)	3/8 (9.5)	
	Gas	inch (mm)	1/2 (12.7)	5/8 (15.9)	5/8 (15.9)	
Trade Unit Price				£1,181.00	£1,308.00	£1,621.00

R-410A

FXUQ-A

Under Ceiling Cassette



Notes:

i) For accessories please refer to pages 152 - 172

Indoor Units				FXUQ71A	FXUQ100A
Capacity	UK Total Cooling	kW	6.4	9.0	
	UK Sensible Cooling	kW	5.2	7.0	
	Nominal Cooling	kW	8.0	11.2	
	Nominal Heating	kW	9.0	12.5	
Air Flow Rate	High	m ³ /sec	0.375	0.517	
	Nom	m ³ /sec	0.325	0.433	
	Low	m ³ /sec	0.267	0.350	
Dimensions	Height x Width x Depth	mm	198 x 950 x 950		
Weight		kg	26	27	
Electrical Details	Running Current	amps	0.6	1.4	
	Power Supply	Phase / Hz / V	1 / 50 / 230		
	Fuse Rating	amps	5		
Sound Level	Sound Pressure	High	dBA	40.0	47.0
		Nom	dBA	38.0	44.0
		Low	dBA	36.0	40.0
	Sound Power	dBA	58.0	65.0	
Piping Connections	Liquid	inch (mm)	3/8 (9.5)	3/8 (9.5)	
	Gas	inch (mm)	5/8 (15.9)	5/8 (15.9)	
Trade Unit Price				£1,634.00	£1,740.00

R-410A

FXLQ-P

Floor Mounted Cased



Notes:


i) For accessories please refer to pages 152 - 172

Indoor Units			FXLQ20P	FXLQ25P	FXLQ32P	FXLQ40P	FXLQ50P	FXLQ63P	
Capacity	UK Total Cooling	kW	1.8	2.3	2.9	3.6	4.5	5.7	
	UK Sensible Cooling	kW	1.5	1.8	2.2	2.7	3.4	4.2	
	Nominal Cooling	kW	2.2	2.8	3.6	4.5	5.6	7.1	
	Nominal Heating	kW	2.5	3.2	4.0	5.0	6.3	8.0	
Air Flow Rate	High	m ³ /sec	0.117	0.117	0.133	0.183	0.233	0.267	
	Low	m ³ /sec	0.100	0.100	0.100	0.142	0.183	0.200	
Dimensions	Height x Width x Depth	mm	600 x 1000 x 232			600 x 1140 x 232		600 x 1420 x 232	
Weight		kg	27	27	32	32	38	38	
Electrical Details	Running Current	amps	0.3	0.3	0.6	0.6	0.6	0.6	
	Power Supply	Phase / Hz / V	1 / 50 / 230						
	Fuse Rating	amps	5						
Sound Level	Sound Pressure	High dBA	35.0	35.0	35.0	38.0	39.0	40.0	
		Low dBA	32.0	32.0	32.0	33.0	34.0	35.0	
Piping Connections	Liquid	inch (mm)	1/4 (6.4)	1/4 (6.4)	1/4 (6.4)	1/4 (6.4)	1/4 (6.4)	3/8 (9.5)	
	Gas	inch (mm)	1/2 (12.7)	1/2 (12.7)	1/2 (12.7)	1/2 (12.7)	1/2 (12.7)	5/8 (15.9)	
Trade Unit Price			£905.00	£921.00	£937.00	£972.00	£983.00	£1,041.00	

R-410A

FXNQ-A

Concealed Floor Standing Unit



Notes:

i) For accessories please refer to pages 152 - 172

ii) Supplied with removable feet

Indoor Units			FXNQ20A	FXNQ25A	FXNQ32A	FXNQ40A	FXNQ50A	FXNQ63A
Capacity	UK Total Cooling	kW	1.8	2.3	2.9	3.6	4.5	5.7
	UK Sensible Cooling	kW	1.6	1.9	2.2	2.8	3.5	4.3
	Nominal Cooling	kW	2.2	2.8	3.6	4.5	5.6	7.1
	Nominal Heating	kW	2.5	3.2	4.0	5.0	6.3	8
Air Flow Rate	High	m ³ /sec	0.133	0.133	0.133	0.175	0.208	0.275
	Nom	m ³ /sec	0.120	0.120	0.120	0.158	0.183	0.242
	Low	m ³ /sec	0.107	0.107	0.107	0.142	0.167	0.217
External Static Pressure	High	Pa	41	41	42	52	59	55
	Nominal	Pa	10	10	10	15	15	15
Dimensions	Height x Width x Depth	mm	620 x 750 x 200			620 x 950 x 200		620 x 1150 x 200
Weight		kg	23.5	23.5	23.5	27.5	27.5	32.0
Electrical Details	Running Current	amps	0.4	0.4	0.4	0.5	0.5	0.6
	Power Supply	Phase / Hz / V	1 / 50 / 230					
	Fuse Rating	amps	5					
Sound Level	Sound Pressure	High dBA	30.0	30.0	30.0	32.0	33.0	35.0
		Nom dBA	28.5	28.5	28.5	30.0	31.0	33.0
		Low dBA	27.0	27.0	27.0	28.0	29.0	32.0
	Sound Power	dBA	51.0	51.0	51.0	52.0	53.0	54.0
Piping Connections	Liquid	inch (mm)	1/4 (6.4)	1/4 (6.4)	1/4 (6.4)	1/4 (6.4)	1/4 (6.4)	3/8 (9.5)
	Gas	inch (mm)	1/2 (12.7)	1/2 (12.7)	1/2 (12.7)	1/2 (12.7)	1/2 (12.7)	5/8 (15.9)
Trade Unit Price			£845.00	£859.00	£876.00	£907.00	£919.00	£975.00

Increased static pressure – up to 59Pa

R-410A

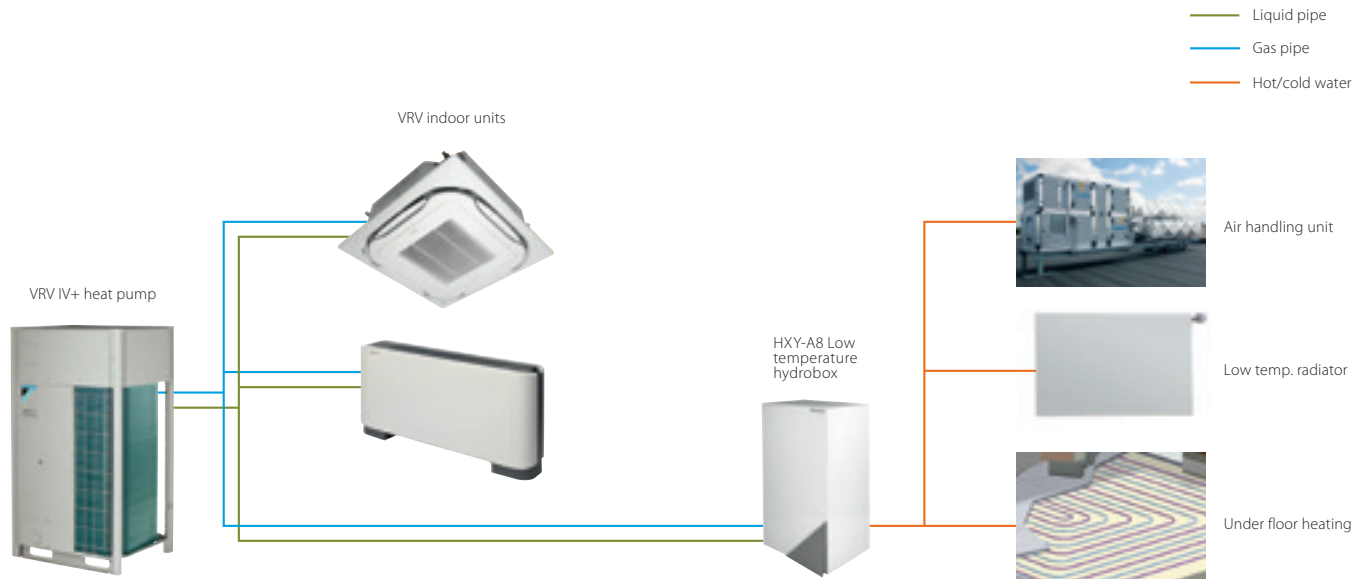
HXY-A8

Hot Water Generation – VRV Heat Pump Systems



HXY-A8

Producing hot water from a heat pump system provides extremely low-cost heating and cooling of water. Temperatures between 5°C to 45°C can be achieved, allowing water temperature control for multiple applications without the need for a separate system.




Features and benefits:

- › Highly efficient space heating/cooling
- › Air to water connection to VRV for applications such as underfloor, AHU and low temperature radiators
- › Leaving water temperature range from 5°C to 45°C without electric heater
- › Super wide operating range for cold/hot water production from -20°C to +43°C ambient outdoor temperature
- › Saves time on system design as all water-side components are fully integrated with direct control over leaving water temperature
- › Saves space with contemporary wall hung design
- › Requires no gas connection or oil tank

Indoor unit				HXY080A8	HXY125A8
Cooling capacity	Nom.			8.0	12.5
Heating capacity	Nom.			9.0	14.0
Casing	Colour	White			
	Material	Precoated sheet metal			
Dimensions	Unit	Height x Width x Depth	mm	890x480x344	
Weight	Unit		kg	44	
Sound pressure level	Nom.		dBA	-	
Operation range	Heating	Ambient	Min.~Max. °C	-20~24	
		Water side	Min.~Max. °C	25~45	
Refrigerant	Type	R-410A			
Refrigerant circuit	Liquid		inch (mm)	3/8 (9.5)	
	Gas		inch (mm)	5/8 (15.9)	
Water circuit	Piping connections diameter		inch	G 1 1/4 (female)	
Power supply			Phase / Hz / V	1 / 50 / 230	
Recommended fuses			A	5	
Trade Unit Price				£1,902.00	£2,666.00

Hot Water Generation – VRV Heat Recovery Systems

Producing hot water from a heat recovery VRV system is one of the most energy-efficient means of providing hot water within a building. We can provide high and low temperature hot water for bathrooms, wash basins, underfloor heating, radiators and even heated water for air handling unit applications.



Using waste heat to provide hot water means you can offer an additional service to your building from the heat recovery VRV system at very low cost.

Features and benefits:

For both low temperature and high temperature

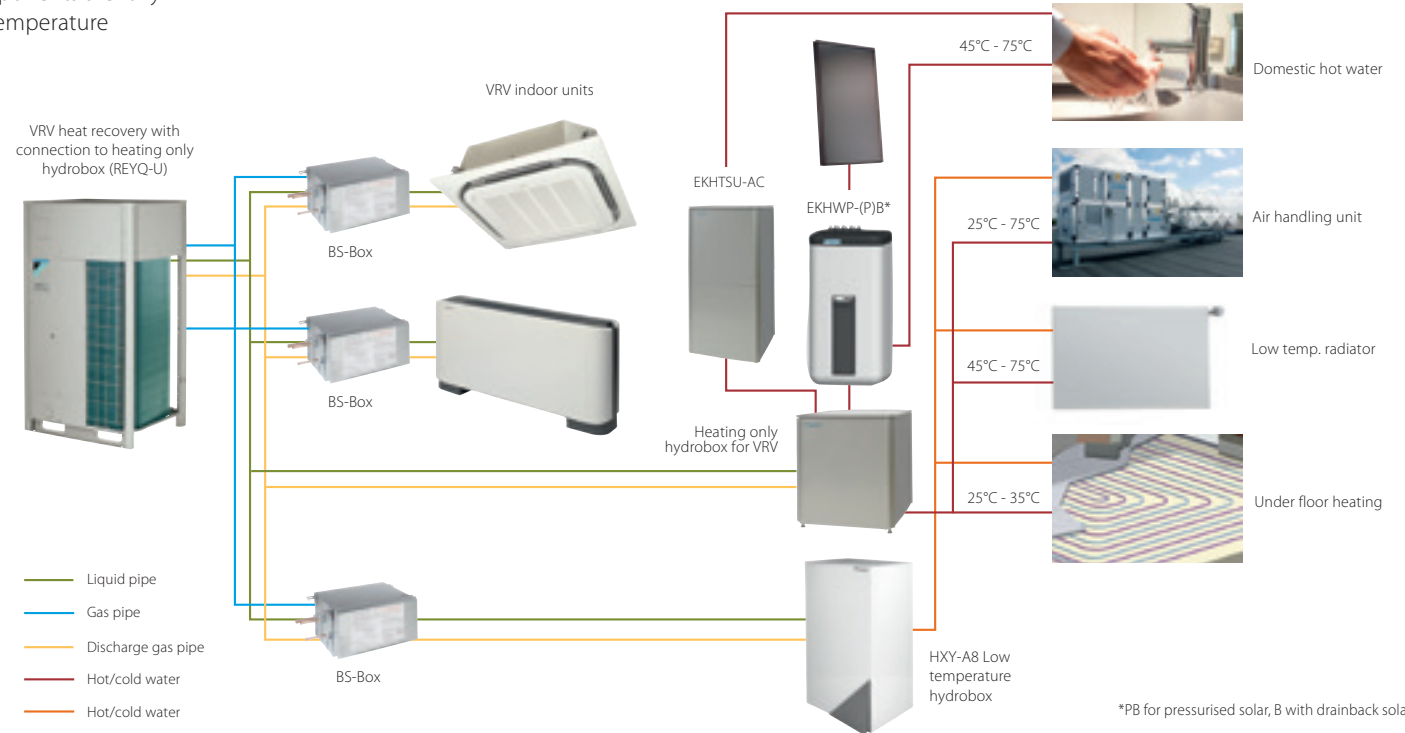
- › Uses heat pump technology to produce hot water efficiently, providing up to 17% savings compared with a gas boiler
- › Saves time on system design as all water-side components are fully integrated with direct control over leaving water temperature
- › Requires no gas connection or oil tank

For low temperature

- › Highly efficient space heating/cooling
- › Leaving water temperature range from 5°C to 45°C without electric heater
- › Super wide operating range for cold/hot water production from -20°C to +43°C ambient outdoor temperature
- › Saves space with contemporary wall hung design

For high temperature

- › Possibility to connect thermal solar collectors to the domestic hot water tank
- › Leaving water temperature range from 25°C to 80°C without electric heater
- › Various control possibilities with weather dependent set point or thermostat control



*PB for pressurised solar, B with drainback solar.

R-410A R-134a

HXHD-A8 / HXY-A8

VRV Heat Recovery Systems Hydrobox



Notes:

- i) Hydroboxes are connectable to the following outdoor series only: Air Cooled Heat Recovery REYQ-U (see page 134 - 137)
- ii) Hydroboxes are inclusive of integral expansion vessel, and pump

Indoor unit				HXHD125A8	HXHD200A8	HXY080A8	HXY125A8
				High Temperature		Low Temperature	
Cooling Capacity	Nom.		kW	-	-	8.0	12.5
Heating capacity	Nom.		kW	14.0	22.4	9.0	14
Casing	Colour			Metallic grey	Metallic grey	White	White
	Material			Precoated sheet metal			
Dimensions	Unit	Height x Width x Depth	mm	705 x 600 x 695		890 x 480 x 344	
Weight	Unit		kg	92	147	44	44
Sound pressure level	Nom.		dBA	42 (1) / 43 (2)	46 (1) (2)	-	
	Night quiet mode	Level 1	dBA	38 (1)	45 (1)	-	
Operation range	Heating	Ambient	Min.~Max. °C	-20~-20 / 24 (3)	-20~-20 / 24 (3)	-20~-24	-20~-24
		Water side	Min.~Max. °C	25~80	25~80	25~45	25~45
	Domestic hot water	Ambient	Min.~Max. °CDB	-20~-43	-20~-43	-	
		Water side	Min.~Max. °C	45~75	45~75	-	
Refrigerant	Type			R-134a	R-134a	R-410A	R-410A
Refrigerant circuit	Liquid		inch (mm)	3/8 (9.5)	3/8 (9.5)	3/8 (9.5)	3/8 (9.5)
	Gas		inch (mm)	1/2 (12.7)	5/8 (15.9)	5/8 (15.9)	5/8 (15.9)
Water circuit	Piping connections diameter		inch	G 1" (female)		G 1" 1/4(female)	
	Heating water system	Water volume	Min.~Max. litres	20~200	20~400	-	
Power supply			Phase / Hz / V	1 / 50 / 230	3 / 50 / 380~415	1 / 50 / 230	1 / 50 / 230
Current	Recommended fuses		A	20	16	5	5

Trade Unit Price	£3,528.00	£5,282.00	£1,902.00	£2,666.00
------------------	-----------	-----------	-----------	-----------

(1) Sound levels are measured at: EW 55°C; LW 65°C (2) Sound levels are measured at: EW 70°C; LW 80°C (3) Field setting

EKHTSU-AC

HT Water Tank



Notes:

- i) Hydroboxes are connectable to the following outdoor series only: Air Cooled Heat Recovery REYQ-U (see page 134 - 137)
- ii) Hydroboxes are inclusive of integral expansion vessel and pump

Domestic Unvented Hot Water Tank				UK.EKHTSU200AC		UK.EKHTSU260AC	
				Unvented System (Includes EKUHWHB unvented Kit as shown below)			
Energy Efficiency Class				B		B	
Standing Heat Loss				50		63	
Water Volume				200		260	
Max Water Temperature				75 °C		75	
Height				1335 mm		1610	
Width				600 mm		600	
Depth				695 mm		695	
Empty Weight				70 kg		78	
Colour				Metallic grey		Metallic grey	
Material Inside Tank				Stainless Steel		Stainless Steel	
Material Outside Casing				Precoated sheet metal		Precoated sheet metal	
Power supply				1-phase / 230V / 50Hz		1-phase / 230V / 50Hz	
Piping Connections (Diameter)	Water inlet H/E	mm	25 (female quick coupling supplied)		25 (female quick coupling supplied)		
	Water outlet H/E	mm	25 (female quick coupling supplied)		25 (female quick coupling supplied)		
	Cold Water in	inch	3/4" (female)		3/4" (female)		
	Hot water out	inch	3/4" (female)		3/4" (female)		

Trade Unit Price	£1,452.00	£1,644.00
------------------	-----------	-----------

Accessories:

Accessories For Unvented Systems	Trade Unit Price
EKUHWHTB Includes: Combined Pressure Reducing Valve, Non Return Valve, Strainer, Expansion Relief Valve, Expansion Vessel, Tundish [G3 Safety Kit for compliance to Part G of section 3 of building regulations]	Included with UK.EKHTSU*AC
EKFMAHTB Option for stand alone tank (ie not mounted on top of hydrobox)	£364.00

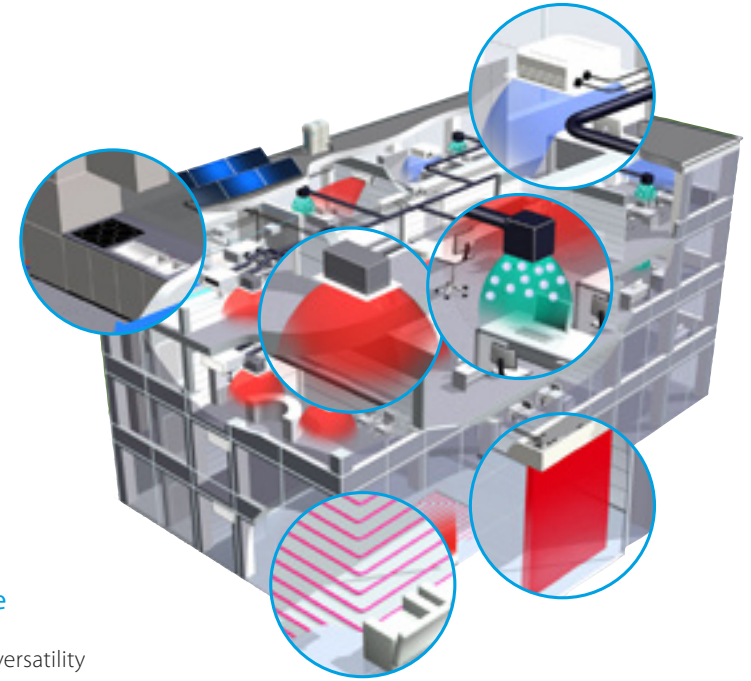
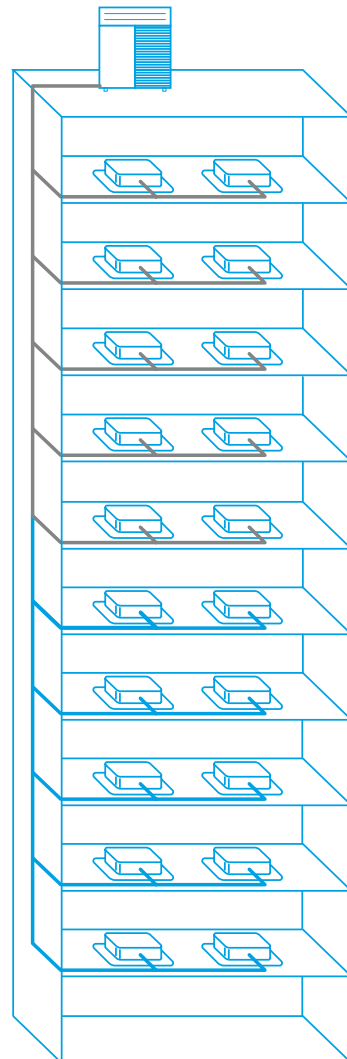
The VRV Total Solution

Many buildings today typically operate entirely separate systems for heating, cooling, refrigeration and hot water. As a result, a huge amount of energy is wasted. VRV technology has been developed into a total solution for heating, cooling, refrigeration, and ventilation to provide a much more efficient alternative.

The VRV total solution

Air conditioning, refrigeration and cooling IT servers can generate waste heat that can be reused to heat and ventilate other areas of the building or to provide hot water for washrooms at a much-reduced cost.

By understanding the whole building's heating and cooling needs at the outset, an integrated climate control solution can be delivered that offers much higher energy efficiency levels, thus reducing the carbon impact of a building. This means that all internal and external conditions must be taken into account in the design of the climate control system.



Extended piping range

- › Increased efficiency and versatility
- › VRV IV+ Heat Recovery systems allow fan coils to be spread over ten floors on the same system
- › It is now possible to have up to 30m height separation between indoor units, allowing even more versatility than ever before, delivering heat recovery between more floors

Piping Rules	Heat Recovery (R410A)	Heat Recovery (R32)	Heat Pump	Mini Compact	Mini Standard	Mini Extended	VRVQ	VRV-W
	8-54 hp	8-28 hp	8-54 hp	4, 5, 6 hp	4, 5, 6 hp	8, 10, 12 hp	8-48 hp	8-30 hp
Maximum pipe length from Condenser to furthest indoor unit**	165m	165m	165m	70m	120m	100m	120m	120m
Maximum distance from 1st Refnet joint to furthest fan coil **	90m	90m	90m	40m	40m	40m	40m	90m
Maximum total pipework length (VRV Fan coils)**	1000m	1000m	1000m	300m	300m	300m	300m	300m
Maximum difference from indoor unit to its own refnet	40m	40m	40m	40m	40m	40m	40m	40m
Maximum Height difference between Outdoor and Indoor**	90m	90m	90m	30m	40-50m*	40-50m*	40-50m*	40-50m*
Maximum Height difference between indoor units	30m	30m	30m	15m	15m	15m	15m	30m

Notes:
 * 40m if condenser is below indoors - 50m if condenser above indoors
 **Not all limitations are shown for every combination of indoor units
 ***Some limitations will require upsizing of pipes to be achieved
 ****Some limitations cannot be used together on the same system
 *****Some limitations require approval
 Please contact Daikin UK for more details on pipework design

VRV Services

Strip and Rebuild



Our Strip and Rebuild Service offers you the benefit of time and cost savings. This means that you can have VRV outdoor units delivered to site in portable components, so that they can be transported to the roof without the need for cranes or applying for road closure permissions.

How it works:

- › Units are stripped down and packed securely in a purpose-built container
- › Units are delivered on-site where the contractor can unload, lift and manoeuvre into place
- › The units are then rebuilt, pressure tested, vacuumed and charged with refrigerant ready for connection to the rest of the system.

Pricing

Range	Price for Service only (ex-VAT)
REYQ-U	£2,100.00
RYYQ-U	£2,100.00
RXYSQ	£1,600.00
RXYQQ	£2,100.00
RQEQ	£1,200.00
RZA-D/RXYSYA	£2,100.00
ERQ	£1,500.00

Lead time: 3 weeks

Applicable condensers: All VRV units

Wrapping



Daikin UK's condenser wrapping service is a unique offering in which bespoke patterned vinyl wraps are applied to outdoor condenser units. Vinyl wraps are a popular choice for disguising the look of an outdoor unit or making it into a feature.

How it works:

- › Order wrap based on unit size – see price table
- › Select unit location
- › Photograph backdrop against which the unit is to be placed
- › Send image based on high resolution photo
- › Daikin will create vinyl to match and send back for confirmation
- › Following confirmation the wrapping process will commence
- › Delivery 2-3 weeks following approval of the wrap sample.

Pricing

Type of condenser	Code	Price (Ex-VAT)
Single fan	UK.SF/VR	£944.00
Double fan	UK.DF/VR	£1,014.00
VRV type	UK.VRV/VR	£1,152.00

Prices are not subject to discount and do not include the cost of the unit. For other units such as indoor type price on application.

Lead time: 2-3 weeks from receipt of photo

Applicable units: All outdoor condensers

Painted Units



Customers sometimes require visible units to be less obtrusive, whether for aesthetic or planning reasons. Daikin UK offers a customised service, during which we can repaint our units to any specified RAL or BS finish.

How it works:

- › Select unit that requires painting
- › Select suitable colour match – sample or RAL colour
- › Final agreement on actual colour
- › Preparation and delivery 2-3 weeks after colour match agreed.

Pricing

Price is dependent on a number of factors such as the colour, finish and type of unit requiring painting.

Prices exclude VAT, for other units not mentioned please contact your local order office, price not including unit cost. If you have multiple units please contact Daikin for additional discount.

Lead time: 2-3 weeks

Applicable units: All

Price guide for standard units

Guide based on single units

Indoor units		Price (Ex-VAT)
Standard ducted	FXSQ	£360.00
Cassette	FXZQ/FFQ/FXFAQ/FCQ	£310.00
Wall mount	FXAQ	£340.00
Floor standard	F(V)LXS/FXNQ	£360.00
Floor chassis	FVA-A	£440.00
Under ceiling	FXUQ/FUQ	£360.00
Ceiling suspended	FHQ	£340.00

Outdoor units		Price (Ex-VAT)
Splits	All capacities	£460.00
Sky	<71	£460.00
	>71	£490.00
VRV	VRV 5	£490.00
	8-12 HP	£615.00
	14-20 HP	£660.00

Air curtains are the ideal solution to combat the issue of climate separation across retail outlets or office doorways

In conjunction with Biddle, Daikin VRV IV+ heat recovery air curtain solutions combine the benefits of the Biddle air curtain technology with the benefits of Daikin VRV IV+ heat recovery.

Using a combination of rectifier technology, air velocity and temperature control, they deliver greater comfort to staff and customers alike, all year round, in all weathers.

Easy and fast installation of these systems reduces costs and makes expensive water systems, boilers, and gas connections redundant. Integrating a Biddle air curtain with Daikin VRV also eliminates the need to install multiple outdoor units, thereby reducing installation time and costs further. This combination enables Daikin to offer its customers the ultimate environmentally conscious package comprising cooling, heating, outdoor-indoor climate separation and fresh air ventilation.



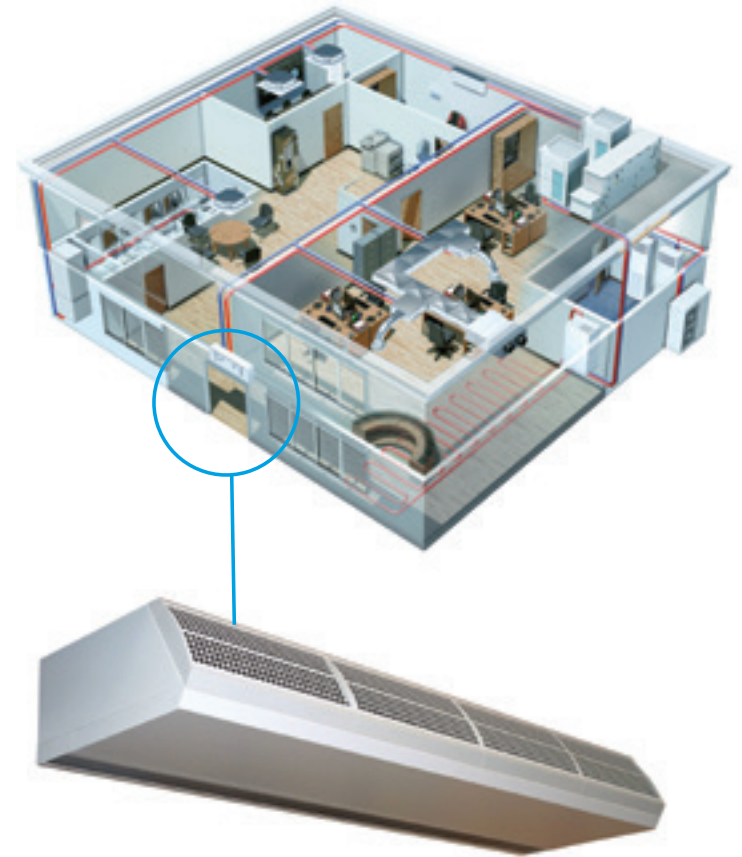
F = Free hanging model



C = Cassette model



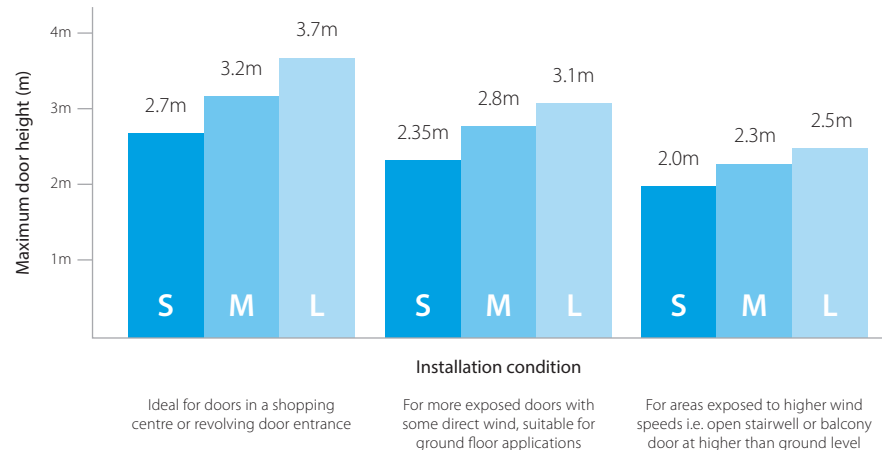
R = Recessed model



Biddle Comfort Air Curtain Range

Features and benefits:

- › Provides virtually free air curtain heating via recovered heat from indoor units in cooling mode
- › Connection to the high COP heat recovery system enables COP's of up to 4.36
- › Short payback times – less than 3 years
- › Air curtain rectifier technology – deeply penetrating airstream
- › Constant air velocity technology – all year round efficiency
- › European patent
- › 1.0, 1.5, 2.0 and 2.5 metre door widths
- › Door heights of up to 3.7 metres
- › Choice of colour RAL9010:White or RAL9006:Grey



Selection

- 1) Use the Door Height graph to determine the Air Curtain size relevant to your application
- 2) When you know the size (S/M/L), refer to specific tables to select the model for your required door width

R-410A

CYVS/M/L - DK - F/C/R



S Biddle Standard Air Curtain
 – SMALL
 – Door Height 2.7m to 2m

Maximum Door Width			1.0			1.5			2.0			2.5		
Mounting Height *2		Max / Min	2.7 / 2.0											
Model name			CYVS100DK80*BC			CYVS150DK80*BC			CYVS200DK100*BC			CYVS250DK140*BC		
Type			* = F	* = C	* = R	* = F	* = C	* = R	* = F	* = C	* = R	* = F	* = C	* = R
Heating Capacity	speed 3	kW	7.40			9.00			11.60			16.20		
Delta T	Inlet = room temperature	speed 3 °K	15			15			15			16		
Power input (50Hz)	Fan only / Heating	kW	0.23 / 0.23			0.35 / 0.35			0.46 / 0.46			0.58 / 0.58		
Dimensions	Height	mm	270	270	270	270	270	270	270	270	270	270	270	270
	Width	mm	1,000	1,000	1,048	1,500	1,500	1,548	2,000	2,000	2,048	2,500	2,500	2,548
	Depth	mm	590	821	561	590	821	561	590	821	561	590	821	561
Weight		kg	56	59	61	66	83	88	83	102	108	107	129	137
Casing	Colour		white RAL9010											
Minimum requiring ceiling void		mm	420			420			420			420		
Fan - Air flow rate	Heating	speed 3 m ³ /sec	0.323			0.485			0.647			0.808		
Sound pressure	Heating	speed 3 dBA	47			49			50			51		
Refrigerant	Type		R-410A											
Piping connections	Liquid (OD) / Gas	inch (mm)	3/8 (9.5) / 5/8 (15.9)			3/8 (9.5) / 5/8 (15.9)			3/8 (9.5) / 5/8 (15.9)			3/8 (9.5) / 3/4 (19)		
Power supply		Phase / Hz / V	1 / 50 / 230											
Trade Unit Price			£3,233.00	£3,195.00	£3,331.00	£4,118.00	£4,079.00	£4,306.00	£4,977.00	£4,938.00	£5,334.00	£5,550.00	£5,513.00	£5,948.00

*2: Mounting Height at base of door curtain air outlet F = Free Hanging / C = Cassette / R = Recessed

M Biddle Standard Air Curtain
 – MEDIUM
 – Door Height 3.2m to 2.3m

Maximum Door Width			1.0			1.5			2.0			2.5		
Mounting Height *2		Max / Min	3.2 / 2.3											
Model name			CYVM100DK80*BC			CYVM150DK80*BC			CYVM200DK100*BC			CYVM250DK140*BC		
Type			* = F	* = C	* = R	* = F	* = C	* = R	* = F	* = C	* = R	* = F	* = C	* = R
Heating capacity	speed 3	kW	9.20			11.00			13.40			19.90		
Delta T	Inlet = room temperature	speed 3 °K	17			14			13			15		
Power input (50Hz)	Fan only / Heating	kW	0.37 / 0.37			0.56 / 0.56			0.75 / 0.75			0.94 / 0.94		
Dimensions	Height	mm	270	270	270	270	270	270	270	270	270	270	270	270
	Width	mm	1,000	1,000	1,048	1,500	1,500	1,548	2,000	2,000	2,048	2,500	2,500	2,548
	Depth	mm	590	821	561	590	821	561	590	821	561	590	821	561
Weight		kg	57	68	66	73	88	93	94	111	117	108	136	144
Casing	Colour		white RAL9010											
Minimum requiring ceiling void		mm	420			420			420			420		
Fan - Air flow rate	Heating	speed 3 m ³ /sec	0.446			0.669			0.892			1.115		
Sound pressure	Heating	speed 3 dBA	50			51			53			54		
Refrigerant	Type		R-410A											
Piping connections	Liquid (OD) / Gas	inch (mm)	3/8 (9.5) / 5/8 (15.9)			3/8 (9.5) / 5/8 (15.9)			3/8 (9.5) / 5/8 (15.9)			3/8 (9.5) / 3/4 (19)		
Power supply		Phase / Hz / V	1 / 50 / 230											
Trade Unit Price			£3,699.00	£3,659.00	£3,795.00	£4,739.00	£4,699.00	£4,906.00	£5,870.00	£5,830.00	£6,225.00	£6,678.00	£6,642.00	£7,068.00

*2: Mounting Height at base of door curtain air outlet F = Free Hanging / C = Cassette / R = Recessed

Notes:

- i) Biddle Remote Controller and connection cable included for Fan Speed Control
- ii) If RTD-20 Connected in Air Curtain mode the Biddle Remote Controller is NOT connected as Fan speed is managed by RTD-20
- iii) Code "BC" is for white finish. Aluminium finish "SC" available on request



L Biddle Standard Air Curtain
– LARGE
 – Door Height 3.7m to 2.5m

Maximum Door Width			1.0			1.5			2.0			2.5		
Mounting Height *2		Max / Min	3.7 / 2.5											
Model name			CYVL100DK125*BC			CYVL150DK200*BC			CYVL200DK250*BC			CYVL250DK250*BC		
Type			* = F	* = C	* = R	* = F	* = C	* = R	* = F	* = C	* = R	* = F	* = C	* = R
Heating Capacity		speed 3 kW	15.6			23.3			29.4			31.1		
Delta T		Inlet = room temperature speed 3 °K	15			15			14			12		
Power Input (50Hz)		Fan only / Heating kW	0.75 / 0.75			1.13 / 1.13			1.50 / 1.50			1.88 / 1.88		
Dimensions		Height mm	370	370	370	370	370	370	370	370	370	370	370	370
		Width mm	1,000	1,000	1,048	1,500	1,500	1,548	2,000	2,000	2,048	2,500	2,500	2,548
		Depth mm	774	1105	745	774	1105	745	774	1105	745	774	1105	745
Weight		kg	76	81	83	100	118	141	126	151	155	157	190	196
Casing		Colour	white RAL9010											
Minimum requiring ceiling void		mm	520			520			520			520		
Fan - Air Flow Rate		Heating speed 3 m ³ /sec	0.861			1.292			1.722			2.153		
Sound Pressure		Heating speed 3 dBA	53			54			56			57		
Refrigerant		Type	R-410A											
Piping Connections		Liquid (OD) / Gas inch (mm)	3/8 (9.5) / 5/8 (15.9)			3/8 (9.5) / 3/4 (19)			3/8 (9.5) / 7/8 (22.2)			3/8 (9.5) / 7/8 (22.2)		
Power Supply		Phase / Hz / V	1 / 50 / 230											
Trade Unit Price			£4,710.00	£4,662.00	£4,804.00	£6,265.00	£6,219.00	£6,414.00	£7,715.00	£7,665.00	£8,050.00	£8,959.00	£8,912.00	£9,384.00

*2: Mounting Height at base of door curtain air outlet F = Free Hanging / C = Cassette / R = Recessed

Accessories:

Accessory Ref	Description	Trade Price
BRC1H52W	Wired touch screen remote controller - White	£105.00
KRCS01-1	Remote room mounted temperature sensor	£59.00
RTD-20 and UK.FB2	Energy control PCB for Sky Air and VRV	£327.00

Notes:

- i) Biddle Remote Controller and connection cable included for Fan Speed Control
- ii) If RTD-20 Connected in Air Curtain mode the Biddle Remote Controller is NOT connected as Fan speed is managed by RTD-20
- iii) Code "BC" is for white finish. Aluminium finish "SC" available on request

R-410A

VRV IV S Series – New Extended Range

VRV IV S-series



Now with:

- > Variable Refrigerant Temperature
- > AHU connection
- > Air curtain connection



Low Height compact 4, 5 & 6 hp
1 Phase

Standard 4, 5 & 6 hp
1 Phase and 3 Phase

Large Capacity 8, 10 & 12 hp
3 Phase



R-410A

VRV IV S-series – RXYSCQ-T

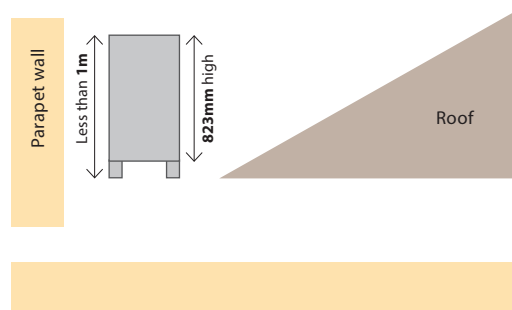
Low Height Compact Mini VRV



Features:

- › New low height Mini VRV, making complying with planning restrictions in towns and cities easier
- › Compact – only 823mm high
- › Lightweight – for simple installation
- › Variable Refrigerant temperature – enhanced efficiency
- › In addition to VRV fan coils, low height Mini VRV is connectable to: Stylish indoor units – Emura, Nexura and Stylish – as well as Air Handling Units and Biddle Air Curtains
- › Single phase

Outdoor Units			RXYSCQ4TV1	RXYSCQ5TV1	RXYSCQ6TV1
Capacity	Nominal Cooling	kW	12.1	14.0	15.5
	Nominal Heating	kW	12.1	14.0	15.5
ηs,c	Seasonal Efficiency Cooling	%	322.8	303.4	281.3
ηs,h	Seasonal Efficiency Heating	%	182.3	185.1	186
Dimensions	Height x Width x Depth	mm	823 x 940 x 460	823 x 940 x 460	823 x 940 x 460
Weight		kg	89	89	89
Refrigerant Circuit	Refrigerant Type		R410A	R410A	R410A
Sound Pressure (Nom)	Cooling	dBA	51.0	52.0	53.00
Sound Power (Nom)	Cooling	dBA	68.0	69.0	70.00
Maximum No of Connectable Units			8	10	13
Electrical Details	Power Supply	Phase / Hz / V		1 / 50 / 230	
	Running Current	amps	19.0	19.0	23.2
	Fuse Rating	amps	32	32	32
Piping Limits	Total Piping length	m	300	300	300
	Maximum Length	m	70 (90 equivalent)	70 (90 equivalent)	70 (90 equivalent)
	Maximum Vertical Rise	m	30	30	30
Piping Connections	Liquid	inch (mm)	3/8 (9.5)	3/8 (9.5)	3/8 (9.5)
	Gas	inch (mm)	5/8 (15.9)	5/8 (15.9)	3/4 (19)
Capacity Index Limit			50~130	62.5~162.5	70~182
Trade Condensing Unit Price			£3,079.00	£3,460.00	£3,861.00



Split Units Compatible with VRV

Split Indoor Units	Emura	Stylish	Perfera Wall Mounted	Floor Mounted	VRV IV (-T series) VRV IV+ (-U series) VRV IV-W+ (-T9 series) Heat Pump		VRV IV-S (-T series) Mini VRV
					FTXJ-M(W/S)	CTXA15(AW/BB/BS/BT)	FTXA(AW/BB/BS/BT)
					•		•
					•		•
					•		•
					•		•

For split accessories refer to the individual product pages

BPMK

Fan Coil connector for Split indoor units



Accessories:

Accessory Ref	Description	Trade Price
KHRQ22M20T	R410A 2 Pipe refnet joint	£35.00

Daikin's range of split indoor units			BPMKS967A2	BPMKS967A3
Dimensions	Height x Width x Depth	mm	180 x 650 x 350	180 x 650 x 350
Weight		kg	7.5	8.0
Total Indoor Capacity		kW	14.2	20.8
Connectable Units			2	3
Electrical Details	Power Supply		1~ 220 - 240V, 50 Hz	1~ 220 - 240V, 50 Hz
	Power Input	kW	0.01	0.01
Piping Limits	Maximum Total - outdoor to BPMK box		55	55
	Distance from BPMK to indoor		15	15
Piping Connections Indoor	Liquid	Inches (mm)	2 x 1/4 (6.4)	3 x 1/4 (6.4)
	Gas	Inches (mm)	2 x 5/8 (15.9)	3 x 5/8 (15.9)
Piping Connections Outdoor	Liquid	Inches (mm)	1 x 3/8 (9.5)	1 x 3/8 (9.5)
	Gas	Inches (mm)	1 x 3/4 (19.0)	1 x 3/4 (19.0)
Trade List Price			£465.00	£497.00

Notes:

- Mini-VRV units are subject to VRV discount level. Split indoor units bought to connect to mini VRV are still subject to Split discount levels. BPMK Boxes are bought at accessories discount levels.

R-410A

LOOP
BY DAIKIN

VRV IV S-series – RXYSQ-T

Standard Mini VRV



Outdoor Units			RXYSQ4TV9	RXYSQ5TV9	RXYSQ6TV9	RXYSQ4TY9	RXYSQ5TY9	RXYSQ6TY9
Capacity	Nominal Cooling	kW	12.1	14.0	15.5	12.1	14.0	15.5
	Nominal Heating	kW	12.1	14.0	15.5	12.1	14.0	15.5
ηs,c	Seasonal Efficiency Cooling	%	278.90	270.10	278.00	269.20	260.50	268.30
ηs,h	Seasonal Efficiency Heating	%	171.60	182.90	192.80	154.40	164.50	174.10
Dimensions	Height x Width x Depth	mm	1345 x 900 x 320	1345 x 900 x 320	1345 x 900 x 320	1345 x 900 x 320	1345 x 900 x 320	1345 x 900 x 320
Weight		kg	104	104	104	104	104	104
Air Flow Rate		m³/sec	1.767	1.767	1.767	1.767	1.767	1.767
Electrical Details	Power Supply	Phase / Hz / V	1 / 50 / 230			3 / 50 / 380~415		
	Running Current	amps	14.6	17.9	21.8	5.04	6.15	7.44
	Starting Current	amps	4	4	4	4	4	4
	Fuse Rating	amps	32	32	32	16	16	16
Refrigerant Circuit	Refrigerant Type		R410A					
Sound Pressure (Nom)		dB(A)	50.0	51.0	51.0	50.0	51.0	51.0
Sound Power (Nom)		dB(A)	68.0	69.0	70.0	68.0	69.0	70.0
Piping Limits	Maximum Length	m	300	300	300	300	300	300
Piping Connections	Liquid	inch (mm)	3/8 (9.5)	3/8 (9.5)	3/8 (9.5)	3/8 (9.5)	3/8 (9.5)	3/8 (9.5)
	Gas	inch (mm)	5/8 (15.9)	5/8 (15.9)	3/4 (19)	5/8 (15.9)	5/8 (15.9)	3/4 (19)
Capacity Index Limit			50 - 130	62.5 - 162.5	70 - 182	50 - 130	62.5 - 162.5	70 - 182
Maximum Number of Connected Indoor Units			8	10	12	8	10	12
Trade Condensing Unit Price			£3,557.00	£3,997.00	£4,462.00	£3,625.00	£4,109.00	£4,564.00

Technologies


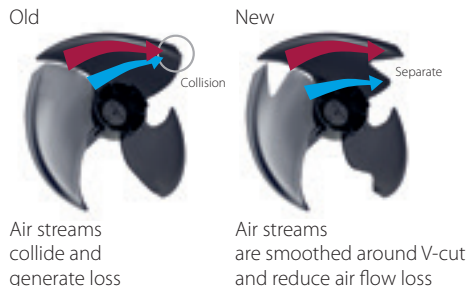
VRV IV S-series

Features

Super aero grille

The spiral shaped ribs are aligned with the direction of discharge flow in order to minimise turbulence and reduce noise.

Improved fan blades



Refrigerant-cooled PCB

- › Reliable cooling because it is not influenced by ambient air temperature
- › Smaller switchbox for smoother air flow through the heat exchanger increasing heat exchange efficiency by 5%

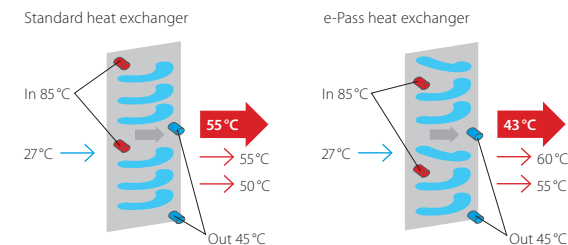


Compressor

- Swing type > **no oil separator**
- Vane and rotor are unified resulting in:
- › Reduced noise level
 - › Longer compressor life
 - › Higher efficiency

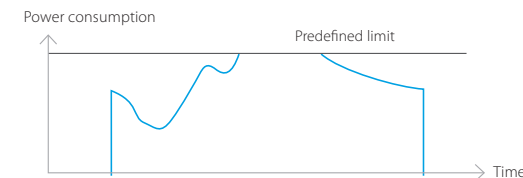
E-Pass heat exchanger

Optimising the heat exchanger's path layout prevents heat being transferred from the overheated gas section to the sub-cooled liquid section, which is a more efficient way to use the heat exchanger.



I-demand function

Limiting maximum power consumption, the newly introduced current sensor minimises the difference between the actual power consumption and the predefined power consumption.



R-410A

VRV IV S-series – RXYSQ-T

High Capacity Mini VRV



Features:

- › High capacity up to 33.5kW nominal cooling
- › Horizontal blow casing
- › Variable Refrigerant Temperature
- › Connection to stylish split fan coils
- › Compact installation – reduction in floor space
- › Available in 8, 10 & 12 hp


Planning requirements in built-up areas require increasingly more innovative products to overcome restrictions, especially on plant visibility.

By having a smaller footprint and weight than its big brother, the extended high capacity Mini VRV range is easier to hide and can help maximise the lettable floor area on a design.

Mini VRV systems deliver VRV performance in a small, convenient package. They offer a compact air conditioning solution with horizontal blow for projects with lower capacity requirements or where discretion is required due to the planning or aesthetic requirements of the application.

Including new features to increase performance, convenience and flexibility, Mini VRV from Daikin will become an even more popular choice for residential and smaller capacity air conditioning applications.

Outdoor Units			RXYSQ8TY1	RXYSQ10TY1	RXYSQ12TY1
Capacity	Nominal Cooling	kW	22.4	28.0	33.5
	Nominal Heating	kW	22.4	28.0	33.5
ηs,c	Seasonal Efficiency Cooling	%	247.30	247.40	256.50
ηs,h	Seasonal Efficiency Heating	%	165.80	162.40	169.60
Dimensions	Height x Width x Depth	mm	1430 x 940x320	1615 x 940 x 460	
Weight		kg	144	175	180
Air Flow Rate		m ³ /sec	2.333	3.033	3.033
Electrical Details	Power Supply	Phase / Hz / V	3 / 50 / 380~415		
	Running Current	amps	11.0	12.1	15.0
	Starting Current	amps	4	4	4
	Fuse Rating	amps	25	25	32
Refrigerant Circuit	Refrigerant Type		R410A		
Sound Pressure (Nom)		dBA	55.0	55.0	57.0
Sound Power (Nom)		dBA	73.0	74.0	76.0
Piping Limits	Maximum Length	m	300	300	300
Piping Connections	Liquid	inch (mm)	3/8 (9.5)	3/8 (9.5)	1/2 (12.7)
	Gas	inch (mm)	3/4 (19)	7/8 (22.2)	1 1/8 (28.6)
Capacity Index Limit			100 - 260	125 - 325	150 - 390
Maximum Number of Connected Indoor Units			17	21	26
Trade Condensing Unit Price			£5,678.00	£6,204.00	£7,597.00



10/12 hp

8 hp

R-410A



VRV IV i-series – SB.RKXYQ-T

VRV IV Condensing Unit for indoor installation

The VRV IV i-series is a truly unique solution for installations where you want a completely invisible finish. The system is installed entirely indoors with only the grilles visible. This makes it ideal for urban environments, where space and planning restrictions are especially challenging.

A cost-effective solution

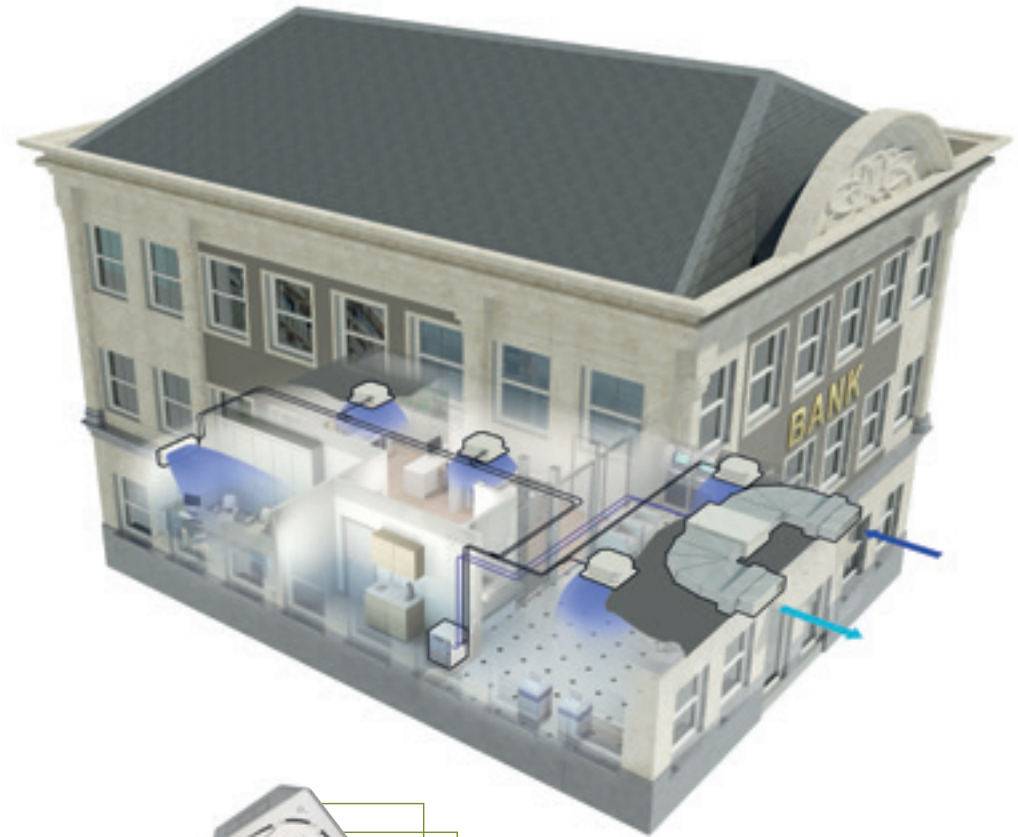
Even when it is possible to install an outdoor unit, there are situations when an indoor installation offers a better solution, such as in areas with a mixture of commercial and residential use.

With the VRV IV i-series, the units are effectively invisible because they are installed indoors. Thanks to their low operating sound, they are highly suited to densely populated areas such as city centres. The dedicated modes reduce sound further to comply with inner-city noise regulations, so there is no need for costly sound insulation.

There is also no need to use a crane for installation on the roof or back of the property as the unit comes in two parts, making the VRV IV i-series easier and more cost-effective to install.

The VRV IV i-series offers:

- › A unique VRV indoor solution: the 'outdoor' air conditioning unit can now be fitted indoors
- › Connection with up to ten indoor units
- › Seamless integration into surrounding architecture
- › Total flexibility for any shop location and building type
- › Easy compliance with planning regulations: the best solution for urban locations
- › A total solution when combined with ventilation units and Biddle air curtains



VRV IV i-series

Total Piping length possibilities RKXYQ5		
(a) =HM < CM	(b) = CM < IU	(c) = (a) + (b)
5	135	140
10	125	135
15	115	130
20	105	125
25	95	120
30	85	115

HM: Heat Exchanger Module
CM: Compressor Module

R-410A**LOOP**
BY DAIKIN

VRV IV i-series – SB.RKXYQ-T

VRV IV Condensing Unit for indoor installation

Unique split unit for indoor installation

Compact and easy to hide, the compressor can be installed at floor level, in a back office, storage room, technical area or kitchen, while the heat exchanger can be installed in a false ceiling space. This means that the air conditioning system is completely invisible and does not take up expensive commercial floor space.

Installation flexibility

- › Unrivalled flexibility because the unit is split into two elements: the heat exchanger and the compressor
- › Lightweight units reduce installation time and effort, making it easy for just two people to transport and install
- › Shorter pipe runs between the indoor units reduces installation costs
- › Easy serviceability: all components can be easily reached

Superior efficiencies

- › Variable Refrigerant Temperature for best seasonal efficiency and comfort
- › Patented V-shape heat exchanger for the most compact unit (400 mm high)
- › Super-efficient centrifugal fans (85% more efficient than equivalent sirocco fan)
- › Inverter fan can be easily adjusted to the length of ductwork
- › Optimised shape for higher air flow and static pressure, resulting in much higher efficiencies when compared with standard outdoor units installed indoors

Compact compressor unit

- › Small footprint maximising usable floor space (600 x 554 mm)
- › Can easily be mounted in a storage room or back office
- › Rotating switchbox for easy maintenance

Total system				SB.RKXYQ	5T8	8T
Capacity range		HP		5		8
Cooling capacity (nom)	Nom.	kW		14.0		22.4
Heating capacity (nom) / Heating capacity (max)				14.0/16.0		22.4 / 25.0
η _{s,c}	Seasonal Efficiency Cooling	%		200.10		149.30
η _{s,h}	Seasonal Efficiency Heating	%		191.10		140.90
Maximum number of connectable indoor units				10		17
Indoor index connection	Min. / Nom. / Max.			62.5 / 125 / 162.5		100 / 200 / 260
Operation range - outdoor air temperature	Cooling	Min.~Max. °CDB				-5.0 ~ 46.0
	Heating	Min.~Max. °CWB				-20.0 ~ 15.5
	Temperature around casing					5.0 ~ 35.0
Refrigerant	Type					R-410A
Piping connections between compressor module (CM) and heat exchanger module (HM)	Liquid	OD	inch (mm)	1/2 (12.7)		1/2 (12.7)
	Gas	OD	inch (mm)	3/4 (19.1)		7/8 (22.2)
Piping connections between compressor module (CM) and indoor units (IU)	Maximum length	m		30		30
	Max height difference - CM below HM	m		10		10
	Max height difference - CM above HM	m		10		10
Piping connections between compressor module (CM) and indoor units (IU)	Liquid		inch (mm)	3/8 (9.5)		3/8 (9.5)
	Gas		inch (mm)	5/8 (15.9)		3/4 (19.1)
	Max total piping length (incl. piping to HM)	m		140		300
	Max length to last IU	m				70 (90 equivalent)
	Max height difference - CM below IU	m		30		30
	Max height difference - CM above IU	m		30		30
	Max height difference - IU - IU	m		15		15

Trading Condensing Unit Price	£5,947.00	£8,664.00
-------------------------------	-----------	-----------

Heat exchanger module				RDXYQ	5T8	8T
Dimensions	Height x Width x Depth	mm		397 x 1456 x 1044		397 x 1456 x 1044
Weight		kg		95		103
Ducting	Suction size	mm		1200 x 300		1200 x 300
	Discharge size	mm		1200 x 300		1200 x 300
	Max ESP	Pa		60 / 150		60 / 150
	Nom. air flow	m ³ /sec		0.917		1.667
Sound pressure level (Cooling)	Nom	dBa		47.0		54.0
Sound Power level (Cooling)	Nom	dBa		77.0		81.0
Drain pipe	OD	mm		32 (VP25)		32 (VP25)
Power supply	Phase / Frequence / Voltage			1~ / 50 Hz / 220-240V		1~ / 50 Hz / 220-240V
Current 50 Hz	Maximum Fuse Amps (MFA)			10		10

Trading Condensing Unit Price	£2,557.00	£3,726.00
-------------------------------	-----------	-----------

Compressor module				RKXYQ	5T8	8T
Dimensions	Height x Width x Depth	mm		701 x 600 x 554		701 x 760 x 554
Weight		kg		79		105
Refrigerant charge		kg		2.0		4.0
Sound pressure level	Nom	dBa		47.0		48.0
Sound power level (cooling)	Nom	dBa		60.0		64.0
Power supply	Phase / Frequence / Voltage			3~ / 50 Hz / 380-415V		3~ / 50 Hz / 380-415V
Current 50 Hz	Maximum Fuse Amps (MFA)			16		20
	Nominal running current (RLA)			5.8		8.6

Trading Condensing Unit Price	£3,390.00	£4,938.00
-------------------------------	-----------	-----------

R-410A

RYYQ-U

Heat Pump VRV IV+

Three revolutionary features:

1. Variable Refrigerant Temperature

Customise your VRV for best seasonal efficiency and comfort:

- › Revolutionary variable refrigerant temperature control automatically adapts the system to individual building and climate requirements for greater efficiency and comfort
- › Continuously adjusts refrigerant temperature to the actual temperature and capacity required
- › Default mode optimised by Daikin for UK conditions with maximum efficiency and comfort
- › Delivers annual cost savings of up to 28%

2. Continuous heating during defrost

The new standard in heating comfort:

- › Unique continuous heating technology makes VRV IV+ Heat Pump the best alternative to traditional heating systems
- › Delivers uninterrupted heat, even during the defrost cycle
- › Maintains comfortable indoor climate at all times

4. VRV configurator

Advanced software for simplified commissioning, servicing, configuration and customisation:

- › Simplified commissioning: graphical interface to configure, commission and upload system settings
- › Simplified servicing: additional 7-segment indicator for easy and quick access to basic functions and error read out
- › Manage systems over multiple sites



R-410A

LOOP
BY DAIKIN

RYYQ-U (up to 20 hp)

VRV IV+ Heat Pump with Continuous Heating



Outdoor Units			RYYQ8U	RYYQ10U	RYYQ12U	RYYQ14U	RYYQ16U	RYYQ18U	RYYQ20U
Capacity	Nominal Cooling	kW	22.40	28.00	33.50	40.00	45.00	50.00	56.00
	Nominal Heating	kW	25.00	31.50	37.50	45.00	50.00	56.50	63.00
Dimensions	Height x Width x Depth	mm	1685 x 930 x 765	1685 x 930 x 765	1685 x 930 x 765	1685 x 1240 x 765	1685 x 1240 x 765	1685 x 1240 x 765	1685 x 1240 x 765
Weight		kg	252	252	252	319	319	378	378
Air Flow Rate		m ³ /sec	2.700	2.917	3.083	3.717	4.333	4.183	4.350
External Static Pressure	High	Pa	78	78	78	78	78	78	78
Electrical Details	Power Supply	Phase / Hz / V	3 / 50 / 380~415						
	Running Current	amps	8.4	11.5	14.2	17.2	20.6	23.4	29.5
	Starting Current	amps	4						
	Fuse Rating	amps	20	25	32	32	40	40	50
Refrigerant Circuit	Refrigerant Type		R410A						
	Refrigerant Charge	kg	5.9	6.0	6.3	10.3	10.4	11.7	11.8
	Additional Charge	kg	data book						
Sound Pressure		dBA	57.0	57.0	61.0	60.0	63.0	62.0	65.0
Sound Power		dBA	78.0	79.1	83.4	80.9	85.6	83.8	87.9
Piping Limits	Maximum Length	m	165	165	165	165	165	165	165
	Maximum Vertical Rise	m	data book						
Piping Connections	Liquid	inch (mm)	3/8 (9.5)	3/8 (9.5)	1/2 (12.7)	1/2 (12.7)	1/2 (12.7)	5/8 (15.9)	5/8 (15.9)
	Gas	inch (mm)	3/4 (19.1)	7/8 (22.2)	1 1/8 (28.6)	1 1/8 (28.6)	1 1/8 (28.6)	1 1/8 (28.6)	1 1/8 (28.6)
Capacity Index Limit			100~260	125~325	150~390	175~455	200~520	225~585	250~650
Maximum Number of Connected Indoor Units			64	64	64	64	64	64	64
Trade Condensing Unit Price			£5,905.00	£6,453.00	£7,901.00	£9,217.00	£10,637.00	£11,851.00	£13,036.00

R-410A

RYYQ-U (22 to 24 hp)

VRV IV+ Heat Pump with Continuous Heating



Outdoor Units			RYYQ22U		RYYQ24U	
			RYMQ10U	RYMQ12U	RYMQ8U	RYMQ16U
Capacity	Nominal Cooling	kW	61.50		67.40	
	Nominal Heating	kW	69.00		75.00	
Dimensions	Height x Width x Depth	mm	1685 x 930 x 765	1685 x 930 x 765	1685 x 930 x 765	1685 x 1240 x 765
Weight		kg	198	198	198	275
Air Flow Rate		m ³ /sec	2.917	3.083	2.700	4.333
External Static Pressure	High	Pa	78	78	78	78
Electrical Details	Power Supply	Phase / Hz / V	3 / 50 / 380~415			
	Running Current	amps	11.5	14.2	8.4	20.6
	Starting Current	amps	4			
	Fuse Rating	amps	25	32	20	40
Refrigerant Circuit	Refrigerant Type		R410A			
	Refrigerant Charge	kg	6.0	6.3	5.9	11.3
	Additional Charge	kg	databook			
Sound Pressure		dBA	57.0	61.0	57.0	63.0
Sound Power		dBA	79.1	83.4	78.0	85.6
Piping Limits	Maximum Length	m	165			165
	Maximum Vertical Rise	m	databook			
Piping Connections	Liquid	inch (mm)	5/8 (15.9)			5/8 (15.9)
	Gas	inch (mm)	1 1/8 (28.6)			1 3/8 (34.9)
Capacity Index Limit			275~715		300~780	
Maximum Number of Connected Indoor Units			64		64	
Trade Condensing Unit Price			£14,354.00		£16,542.00	

R-410A

RYYQ-U (26 to 34 hp)

VRV IV+ Heat Pump with Continuous Heating



Outdoor Units			RYYQ26U		RYYQ28U		RYYQ30U		RYYQ32U		RYYQ34U	
			RYMQ12U	RYMQ14U	RYMQ12U	RYMQ16U	RYMQ12U	RYMQ18U	RYMQ16U	RYMQ16U	RYMQ16U	RYMQ18U
Capacity	Nominal Cooling	kW	73.50		78.50		83.90		90.00		95.40	
	Nominal Heating	kW	82.50		87.50		94.00		100.00		106.50	
Dimensions	Height	mm	1685	1685	1685	1685	1685	1685	1685	1685	1685	1685
	Width	mm	930	1240	930	1240	930	1240	1240	1240	1240	1240
	Depth	mm	765	765	765	765	765	765	765	765	765	765
Weight		kg	198	275	198	275	198	308	275	275	275	308
Air Flow Rate		m ³ /sec	3.083	3.717	3.083	4.333	3.083	4.183	4.333	4.333	4.333	4.183
External Static Pressure	High	Pa	78	78	78	78	78	78	78	78	78	78
Electrical Details	Power Supply	Phase / Hz / V	3 / 50 / 380~415									
	Running Current	amps	14.2	17.2	14.2	20.6	14.2	23.4	20.6	20.6	20.6	23.4
	Starting Current	amps	4									
	Fuse Rating	amps	32	32	32	40	32	40	40	40	40	40
Refrigerant Circuit	Refrigerant Type		R410A									
	Refrigerant Charge	kg	6.3	10.3	6.3	11.3	6.3	11.7	11.3	11.3	11.3	11.7
	Additional Charge	kg	data book									
Sound Pressure		dBA	61.0	60.0	61.0	63.0	61.0	62.0	63.0	63.0	63.0	62.0
Sound Power		dBA	83.4	80.9	83.4	85.6	83.4	83.8	85.6	85.6	85.6	83.8
Piping Limits	Maximum Length	m	165									
	Maximum Vertical Rise	m	data book									
Piping Connections	Liquid	inch (mm)	3/4 (19.1)		3/4 (19.1)		3/4 (19.1)		3/4 (19.1)		3/4 (19.1)	
	Gas	inch (mm)	1 3/8 (34.9)		1 3/8 (34.9)		1 3/8 (34.9)		1 3/8 (34.9)		1 3/8 (34.9)	
Capacity Index Limit			325~845		350~910		375~975		400~1040		425~1105	
Maximum Number of Connected Indoor Units			64		64		64		64		64	
Trade Condensing Unit Price			£17,118.00		£18,538.00		£19,752.00		£21,274.00		£22,488.00	

R-410A



RYYQ-U (36 to 42 hp)

VRV IV+ Heat Pump with Continuous Heating



Outdoor Units			RYYQ36U		RYYQ38U			RYYQ40U			RYYQ42U			
			RYMQ16U	RYMQ20U	RYMQ8U	RYMQ10U	RYMQ20U	RYMQ10U	RYMQ12U	RYMQ18U	RYMQ10U	RYMQ16U	RYMQ16U	
Capacity	Nominal Cooling	kW	97.00		102.40			111.90			118.00			
	Nominal Heating	kW	113.00		119.50			125.50			131.50			
Dimensions	Height	mm	1685	1685	1685	1685	1685	1685	1685	1685	1685	1685		
	Width	mm	1240	1240	930	930	1240	930	1240	930	1240	1240		
	Depth	mm	765	765	765	765	765	765	765	765	765	765		
Weight		kg	275	308	198	198	308	198	198	308	198	275		
Air Flow Rate		m ³ /sec	4.333	4.350	2.700	2.917	4.350	2.917	3.083	4.183	2.917	4.333		
External Static Pressure	High	Pa	78	78	78	78	78	78	78	78	78	78		
Electrical Details	Power Supply	Phase / Hz / V	3 / 50 / 380~415											
	Running Current	amps	20.6	29.5	8.4	11.5	29.5	11.5	14.2	23.4	11.5	20.6		
	Starting Current	amps	4											
	Fuse Rating	amps	40	50	20	25	50	25	32	40	25	40		
Refrigerant Circuit	Refrigerant Type		R410A											
	Refrigerant Charge	kg	11.3	11.8	5.9	6.0	11.8	6.0	6.3	11.7	6.0	11.3		
	Additional Charge	kg	data book											
Sound Pressure		dBA	63.0	65.0	57.0	57.0	65.0	57.0	61.0	62.0	57.0	63.0		
Sound Power		dBA	85.6	87.9	78.0	79.1	87.9	79.1	83.4	83.8	79.1	85.6		
Piping Limits	Maximum Length	m	165											
	Maximum Vertical Rise	m	data book											
Piping Connections	Liquid	inch (mm)	3/4 (19.1)			3/4 (19.1)			3/4 (19.1)			3/4 (19.1)		
	Gas	inch (mm)	1 5/8 (41.3)			1 5/8 (41.3)			1 5/8 (41.3)			1 5/8 (41.3)		
Capacity Index Limit			450~1170			475~1235			500~1300			525~1365		
Maximum Number of Connected Indoor Units			64			64			64			64		
Trade Condensing Unit Price			£23,673.00		£25,394.00			£26,205.00			£27,727.00			

R-410A



RYYQ-U (44 to 48 hp)

VRV IV+ Heat Pump with Continuous Heating



Outdoor Units			RYYQ44U			RYYQ46U			RYYQ48U		
			RYMQ12U	RYMQ16U	RYMQ16U	RYMQ14U	RYMQ16U	RYMQ16U	RYMQ16U	RYMQ16U	RYMQ16U
Capacity	Nominal Cooling	kW	123.50			130.00			135.00		
	Nominal Heating	kW	137.50			145.00			150.00		
Dimensions	Height	mm	1685	1685	1685	1685	1685	1685	1685	1685	1685
	Width	mm	930	1240	1240	1240	1240	1240	1240	1240	1240
	Depth	mm	765	765	765	765	765	765	765	765	765
Weight		kg	198	275	275	275	275	275	275	275	275
Air Flow Rate		m ³ /sec	3.083	4.333	4.333	3.717	4.333	4.333	4.333	4.333	4.333
External Static Pressure	High	Pa	78	78	78	78	78	78	78	78	78
Electrical Details	Power Supply	Phase / Hz / V	3 / 50 / 380~415								
	Running Current	amps	14.2	20.6	20.6	17.2	20.6	20.6	20.6	20.6	20.6
	Starting Current	amps	4								
	Fuse Rating	amps	32	40	40	32	40	40	40	40	40
Refrigerant Circuit	Refrigerant Type		R410A								
	Refrigerant Charge	kg	6.3	11.3	11.3	10.3	11.3	11.3	11.3	11.3	
	Additional Charge	kg	data book								
Sound Pressure		dBA	61.0	63.0	63.0	60.0	63.0	63.0	63.0	63.0	
Sound Power		dBA	83.4	85.6	85.6	80.9	85.6	85.6	85.6	85.6	
Piping Limits	Maximum Length	m	165								
	Maximum Vertical Rise	m	data book								
Piping Connections	Liquid	inch (mm)	3/4 (19.1)			3/4 (19.1)			3/4 (19.1)		
	Gas	inch (mm)	1 5/8 (41.3)			1 5/8 (41.3)			1 5/8 (41.3)		
Capacity Index Limit			550~1430			575~1495			600~1560		
Maximum Number of Connected Indoor Units			64			64			64		
Trade Condensing Unit Price			£29,175.00			£30,491.00			£31,911.00		

R-410A

RYYQ-U (50 to 54 hp)

VRV IV+ Heat Pump with Continuous Heating



Outdoor Units			RYYQ50U			RYYQ52U			RYYQ54U		
			RYMQ16U	RYMQ16U	RYMQ18U	RYMQ16U	RYMQ18U	RYMQ18U	RYMQ18U	RYMQ18U	RYMQ18U
Capacity	Nominal Cooling	kW	140.40			145.80			151.20		
	Nominal Heating	kW	156.50			163.00			169.50		
Dimensions	Height	mm	1685	1685	1685	1685	1685	1685	1685	1685	
	Width	mm	1240	1240	1240	1240	1240	1240	1240	1240	
	Depth	mm	765	765	765	765	765	765	765	765	
	Weight	kg	291	291	308	291	308	308	308	308	
Air Flow Rate		m ³ /sec	4.333	4.333	4.183	4.333	4.183	4.183	4.183	4.183	
External Static Pressure	High	Pa	78	78	78	78	78	78	78	78	
Electrical Details	Power Supply	Phase / Hz / V	3 / 50 / 380~415								
	Running Current	amps	20.6	20.6	23.4	20.6	23.4	23.4	23.4	23.4	
	Starting Current	amps	4								
	Fuse Rating	amps	40	40	40	40	40	40	40	40	
Refrigerant Circuit	Refrigerant Type		R410A								
	Refrigerant Charge	kg	11.3	11.3	11.7	11.3	11.7	11.7	11.7	11.7	
	Additional Charge	kg	data book								
Sound Pressure		dBA	63.0	63.0	62.0	63.0	62.0	62.0	62.0	62.0	
Sound Power		dBA	85.6	85.6	83.8	85.6	83.8	83.8	83.8	83.8	
Piping Limits	Maximum Length	m	165								
	Maximum Vertical Rise	m	data book								
Piping Connections	Liquid	inch (mm)	3/4 (19.1)			3/4 (19.1)			3/4 (19.1)		
	Gas	inch (mm)	1 5/8 (41.3)			1 5/8 (41.3)			1 5/8 (41.3)		
Capacity Index Limit			625~1625			650~1690			675~1755		
Maximum Number of Connected Indoor Units			64			64			64		
Trade Condensing Unit Price			£33,125.00			£34,339.00			£35,553.00		

R-410A

RXYQ-U (8 to 20hp)

VRV IV+ Heat Pump non Continuous Heating



Outdoor Units			RXYQ8U	RXYQ10U	RXYQ12U	RXYQ14U	RXYQ16U	RXYQ18U	RXYQ20U		
Capacity	Nominal Cooling	kW	22.40	28.00	33.50	40.00	45.00	50.40	56.00		
	Nominal Heating	kW	25.00	31.50	37.50	45.00	50.00	56.50	63.00		
Dimensions	Height x Width x Depth	mm	1685 x 930 x 765	1685 x 930 x 765	1685 x 930 x 765	1685 x 1240 x 765	1685 x 1240 x 765	1685 x 1240 x 765	1685 x 1240 x 765		
Weight		kg	198	198	198	275	275	308	308		
Air Flow Rate		m ³ /sec	2.700	2.917	3.083	3.717	4.333	4.183	4.350		
External Static Pressure	High	Pa	78	78	78	78	78	78	78		
Electrical Details	Power Supply	Phase / Hz / V	3 / 50 / 380~415								
	Running Current	amps	8.4	11.5	14.2	17.2	20.6	23.4	29.5		
	Starting Current	amps	4								
	Fuse Rating	amps	20	25	32	32	40	40	50		
Refrigerant Circuit	Refrigerant Type		R410A								
	Refrigerant Charge	kg	5.9	6.0	6.3	10.3	11.3	11.7	11.8		
	Additional Charge	kg	data book								
Sound Pressure		dBA	57.0	57.0	61.0	60.0	63.0	62.0	65.0		
Sound Power		dBA	78.0	79.1	83.4	80.9	85.6	83.8	87.9		
Piping Limits	Maximum Length	m	165	165	165	165	165	165	165		
	Maximum Vertical Rise	m	data book								
Piping Connections	Liquid	inch (mm)	3/8 (9.5)	3/8 (9.5)	1/2 (12.7)	1/2 (12.7)	1/2 (12.7)	5/8 (15.9)	5/8 (15.9)		
	Gas	inch (mm)	3/4 (19.1)	7/8 (22.2)	1 1/8 (28.6)	1 1/8 (28.6)	1 1/8 (28.6)	1 1/8 (28.6)	1 1/8 (28.6)		
Capacity Index Limit			100~260	125~325	150~390	175~455	200~520	225~585	250~650		
Maximum Number of Connected Indoor Units			64	64	64	64	64	64	64		
Trade Condensing Unit Price			£5,611.00	£6,129.00	£7,507.00	£8,777.00	£10,107.00	£11,258.00	£12,384.00		

R-410A



REYQ-U (8 to 12 hp)

VRV IV+ Condensing Units Heat Recovery



Outdoor Units			8 hp Single	10 hp Single	10 hp Multi		12 hp Single
			REYQ8U	REYQ10U	REMQ5U	REMQ5U	REYQ12U
Capacity	Nominal Cooling	kW	22.40	28.00	28.00		33.50
	Nominal Heating	kW	25.00	31.50	32.00		37.50
Dimensions	Height x Width x Depth	mm	1685 x 930 x 765	1685 x 930 x 765	1685 x 930 x 765	1685 x 930 x 765	1685 x 930 x 765
Weight		kg	230	230	230	230	230
Fan	Air Flow Rate	m ³ /sec	2.700	2.917	2.700	2.700	3.084
Electrical Details	Power Supply	Phase / Hz / V	3 / 50 / 380~415				
	Running Current	amps	8.9	11.8	5.3	5.3	15.3
	Starting Current	amps	4				
	Fuse Rating	amps	20	25	20	20	32
Refrigerant Circuit	Refrigerant Type		R410A				
	Refrigerant Charge	kg	9.7	9.8	9.7	9.7	9.9
	Additional Charge	kg	data book				
Sound Pressure		dBA	57.0	57.0	57.0	57.0	61.0
Sound Power		dBA	78.0	79.1	78.0	78.0	83.4
Piping Limits	Maximum Total Length	m	1000				
	Maximum Actual Length	m	165				
Piping Connections - Systems	Liquid	inch (mm)	3/8 (9.5)	3/8 (9.5)	3/8 (9.5)		1/2 (12.7)
	Discharge	inch (mm)	5/8 (15.9)	3/4 (19.1)	3/4 (19.1)		3/4 (19.1)
	Gas	inch (mm)	3/4 (19.1)	7/8 (22.2)	7/8 (22.2)		1 1/8 (28.6)
Capacity Index Limit			100 ~ 260	125 ~ 325	125 ~ 325		150 ~ 390
Maximum Number of Connected Indoor Units			64	64	64		64
Trade Condensing Unit Price			£6,480.00	£7,117.00	£8,894.00		£8,631.00

R-410A



REYQ-U (13 to 16 hp)

VRV IV+ Condensing Units Heat Recovery



Outdoor Units			13 hp Multi		14 hp Single	16 hp Single	16 hp Multi	
			REYQ8U	REMQ5U	REYQ14U	REYQ16U	REYQ8U	REYQ8U
Capacity	Nominal Cooling	kW	36.40		40.00	45.00	44.80	
	Nominal Heating	kW	41.00		45.00	50.00	50.00	
Dimensions	Height x Width x Depth	mm	1685 x 930 x 765	1685 x 930 x 765	1685 x 1240 x 765	1685 x 1240 x 765	1685 x 930 x 765	1685 x 930 x 765
Weight		kg	230	230	314	314	230	230
Fan	Air Flow Rate	m ³ /sec	2.700	2.700	3.717	4.334	2.700	2.700
Electrical Details	Power Supply	Phase / Hz / V	3 / 50 / 380~415					
	Running Current	amps	8.9	5.3	17.4	21.1	8.9	8.9
	Starting Current	amps	4					
	Fuse Rating	amps	20	20	32	40	20	20
Refrigerant Circuit	Refrigerant Type		R410A					
	Refrigerant Charge	kg	9.7	9.7	11.8	11.8	9.7	9.7
	Additional Charge	kg	data book					
Sound Pressure		dBA	57.0	57.0	60.0	63.0	57.0	57.0
Sound Power		dBA	78.0	78.0	81.0	85.6	78.0	78.0
Piping Limits	Maximum Total Length	m	1000					
	Maximum Actual Length	m	165					
Piping Connections - Systems	Liquid	inch (mm)	1/2 (12.7)		1/2 (12.7)	1/2 (12.7)	1/2 (12.7)	
	Discharge	inch (mm)	3/4 (19.1)		7/8 (22.2)	7/8 (22.2)	7/8 (22.2)	
	Gas	inch (mm)	1 1/8 (28.6)		1 1/8 (28.6)	1 1/8 (28.6)	1 1/8 (28.6)	
Capacity Index Limit			162.5 ~ 422.5		175 ~ 455	200 ~ 520	200 ~ 520	
Maximum Number of Connected Indoor Units			64		64	64	64	
Trade Condensing Unit Price			£10,927.00		£10,175.00	£11,989.00	£12,960.00	

R-410A**LOOP**
BY DAIKIN

REYQ-U (18 to 20 hp)

VRV IV+ Condensing Units Heat Recovery



Outdoor Units			18 hp Single	18 hp Multi			20 hp Single	20 hp Multi	
			REYQ18U	REYQ8U	REYQ10U	REYQ20U	REYQ8U	REYQ12U	
Capacity	Nominal Cooling	kW	50.40	50.40			55.90	55.90	
	Nominal Heating	kW	56.50	56.50			63.00	62.50	
Dimensions	Height x Width x Depth	mm	1685 x 1240 x 765	1685 x 930 x 765	1685 x 930 x 765	1685 x 1240 x 765	1685 x 930 x 765	1685 x 930 x 765	
Weight		kg	317	230	230	317	230	230	
Fan	Air Flow Rate	m ³ /sec	4.184	2.700	2.917	4.350	2.917	2.917	
Electrical Details	Power Supply	Phase / Hz / V	3 / 50 / 380~415						
	Running Current	amps	24.6	8.9	11.8	31.1	11.8	11.8	
	Starting Current	amps	4						
	Fuse Rating	amps	40	20	25	50	25	25	
Refrigerant Circuit	Refrigerant Type		R410A						
	Refrigerant Charge	kg	11.8	9.7	9.8	11.8	9.8	9.8	
	Additional Charge	kg	data book						
Sound Pressure		dBA	62.0	57.0	57.0	65.0	57.0	57.0	
Sound Power		dBA	83.8	78.0	79.1	87.9	79.1	79.1	
Piping Limits	Maximum Total Length	m	1000						
	Maximum Actual Length	m	165						
Piping Connections - Systems	Liquid	inch (mm)	5/8 (15.9)	5/8 (15.9)			5/8 (15.9)	5/8 (15.9)	
	Discharge	inch (mm)	7/8 (22.2)	7/8 (22.2)			1 1/8 (28.6)	1 1/8 (28.6)	
	Gas	inch (mm)	1 1/8 (28.6)	1 1/8 (28.6)			1 1/8 (28.6)	1 1/8 (28.6)	
Capacity Index Limit			225 ~ 585	225 ~ 585			250 ~ 650	250 ~ 650	
Maximum Number of Connected Indoor Units			64	64			64	64	
Trade Condensing Unit Price			£13,329.00	£13,597.00			£14,812.00	£15,111.00	

R-410A**LOOP**
BY DAIKIN

REYQ-U (22 to 28 hp)

VRV IV+ Condensing Units Heat Recovery



Outdoor Units			22 hp Multi		24 hp Multi		26 hp Multi		28 hp Multi	
			REYQ10U	REYQ12U	REYQ8U	REYQ16U	REYQ12U	REYQ14U	REYQ12U	REYQ16U
Capacity	Nominal Cooling	kW	61.50		67.40		73.50		78.50	
	Nominal Heating	kW	69.00		75.00		82.50		87.50	
Dimensions	Height x Width x Depth	mm	1685 x 930 x 765	1685 x 930 x 765	1685 x 930 x 765	1685 x 1240 x 765	1685 x 930 x 765	1685 x 1240 x 765	1685 x 930 x 765	1685 x 1240 x 765
Weight		kg	230	230	230	314	230	314	230	314
Air Flow Rate		m ³ /sec	2.917	3.084	2.700	4.334	3.084	3.717	3.084	4.334
Electrical Details	Power Supply	Phase / Hz / V	3 / 50 / 380~415							
	Running Current	amps	11.8	15.3	8	21.1	15.3	17.4	15.3	21.1
	Starting Current	amps	4							
	Fuse Rating	amps	25	32	20	40	32	32	32	40
Refrigerant Circuit	Refrigerant Type		R410A							
	Refrigerant Charge	kg	9.8	9.9	9.7	11.8	9.9	11.8	9.9	11.8
	Additional Charge	kg	data book							
Sound Pressure		dBA	57.0	61.0	57.0	63.0	61.0	60.0	61.0	63.0
Sound Power		dBA	79.1	83.4	78.0	85.6	83.4	81.0	83.4	85.6
Piping Limits	Maximum Total Length	m	1000							
	Maximum Actual Length	m	165							
Piping Connections - Systems	Liquid	inch (mm)	5/8 (15.9)		5/8 (15.9)		3/4 (19)		3/4 (19)	
	Discharge	inch (mm)	1 1/8 (28.6)		1 1/8 (28.6)		1 1/8 (28.6)		1 1/8 (28.6)	
	Gas	inch (mm)	1 1/8 (28.6)		1 3/8 (34.9)		1 3/8 (34.9)		1 3/8 (34.9)	
Capacity Index Limit			275 ~ 715		300 ~ 780		325 ~ 845		350 ~ 910	
Maximum Number of Connected Indoor Units			64		64		64		64	
Trade Condensing Unit Price			£15,748.00		£18,469.00		£18,806.00		£20,620.00	

R-410A



REYQ-U (30 to 36 hp)

VRV IV+ Condensing Units Heat Recovery



Outdoor Units			30 hp Multi		32 hp Multi		34 hp Multi		36 hp Multi	
			REYQ12U	REYQ18U	REYQ16U	REYQ16U	REYQ16U	REYQ18U	REYQ16U	REYQ20U
Capacity	Nominal Cooling	kW	83.90		90.00		95.40		97.00	
	Nominal Heating	kW	94.00		100.00		106.50		113.00	
Dimensions	Height x Width x Depth	mm	1685 x 930 x 765	1685 x 1240 x 765	1685 x 1240 x 765	1685 x 1240 x 765	1685 x 1240 x 765	1685 x 1240 x 765	1685 x 1240 x 765	1685 x 1240 x 765
			Weight	kg	230	317	314	314	314	317
Fan	Air Flow Rate	m ³ /sec	3.084	4.184	4.334	4.334	4.334	4.184	4.334	4.350
			Electrical Details	Power Supply	Phase / Hz / V	3 / 50 / 380~415				
Running Current	amps	15.3		24.6	21.1	21.1	21.1	24.6	21.1	31.1
Starting Current	amps	4								
Fuse Rating	amps	32		40	40	40	40	40	40	50
Refrigerant Circuit	Refrigerant Type		R410A							
	Refrigerant Charge	kg	9.9	11.8	11.8	11.8	11.8	11.8	11.8	11.8
	Additional Charge	kg	data book							
Sound Pressure		dBA	61.0	62.0	63.0	63.0	63.0	62.0	63.0	65.0
	Sound Power	dBA	83.4	83.8	85.6	85.6	85.6	83.8	85.6	87.9
Piping Limits	Maximum Total Length	m	1000							
	Maximum Actual Length	m	165							
Piping Connections - Systems	Liquid	inch (mm)	3/4 (19.1)		3/4 (19.1)		3/4 (19.1)		3/4 (19.1)	
	Discharge	inch (mm)	1 1/8 (28.6)		1 1/8 (28.6)		1 1/8 (28.6)		1 1/8 (28.6)	
	Gas	inch (mm)	1 3/8 (34.9)		1 3/8 (34.9)		1 3/8 (34.9)		1 5/8 (41.3)	
Capacity Index Limit			375 ~ 975		400 ~ 1040		425 ~ 1105		450 ~ 1170	
Maximum Number of Connected Indoor Units			64		64		64		64	
Trade Condensing Unit Price			£21,960.00		£23,978.00		£25,318.00		£26,801.00	

R-410A



REYQ-U (38 to 42 hp)

VRV IV+ Condensing Units Heat Recovery



Outdoor Units			38 hp Multi			40 hp Multi			42 hp Multi		
			REYQ8U	REYQ12U	REYQ18U	REYQ10U	REYQ12U	REYQ18U	REYQ10U	REYQ16U	REYQ16U
Capacity	Nominal Cooling	kW	106.30			111.90			118.00		
	Nominal Heating	kW	119.00			125.50			131.50		
Dimensions	Height x Width x Depth	mm	1685 x 930 x 765	1685 x 930 x 765	1685 x 1240 x 765	1685 x 930 x 765	1685 x 930 x 765	1685 x 1240 x 765	1685 x 930 x 765	1685 x 1240 x 765	1685 x 1240 x 765
			Weight	kg	230	230	317	230	230	317	230
Fan	Air Flow Rate	m ³ /sec	2.700	3.084	4.184	2.917	3.084	4.184	2.917	4.334	4.334
			Electrical Details	Power Supply	Phase / Hz / V	3 / 50 / 380~415					
Running Current	amps	8.9		15.3	24.6	11.8	15.3	24.6	11.8	21.1	21.1
Starting Current	amps	4									
Fuse Rating	amps	20		32	40	25	32	40	25	40	40
Refrigerant Circuit	Refrigerant Type		R410A								
	Refrigerant Charge	kg	9.7	9.9	11.8	9.8	9.9	11.8	9.8	11.8	11.8
	Additional Charge	kg	data book			data book			data book		
Sound Pressure		dBA	57.0	61.0	62.0	57.0	61.0	62.0	57.0	63.0	63.0
Sound Power		dBA	78.0	83.4	83.8	79.1	83.4	83.8	79.1	85.6	85.6
Piping Limits	Maximum Total Length	m	1000			1000			1000		
	Maximum Actual Length	m	165			165			165		
Piping Connections - Systems	Liquid	inch (mm)	3/4 (19.1)			3/4 (19.1)			3/4 (19.1)		
	Discharge	inch (mm)	1 3/8 (34.9)			1 3/8 (34.9)			1 3/8 (34.9)		
	Gas	inch (mm)	1 5/8 (41.3)			1 5/8 (41.3)			1 5/8 (41.3)		
Capacity Index Limit			475 ~ 1235			500 ~ 1300			525 ~ 1365		
Maximum Number of Connected Indoor Units			64			64			64		
Trade Condensing Unit Price			£28,440.00			£29,077.00			£31,095.00		

R-410A**LOOP**
BY DAIKIN

REYQ-U (44 to 48 hp)

VRV IV+ Condensing Units Heat Recovery



Outdoor Units			44 hp Multi			46 hp Multi			48 hp Multi		
			REYQ12U	REYQ16U	REYQ16U	REYQ14U	REYQ16U	REYQ16U	REYQ16U	REYQ16U	REYQ16U
Capacity	Nominal Cooling	kW	123.50			130.00			135.00		
	Nominal Heating	kW	137.50			145.00			150.00		
Dimensions	Height x Width x Depth	mm	1685 x 930 x 765	1685 x 1240 x 765	1685 x 1240 x 765	1685 x 1240 x 765	1685 x 1240 x 765	1685 x 1240 x 765	1685 x 1240 x 765	1685 x 1240 x 765	1685 x 1240 x 765
			Weight	kg	230	314	314	314	314	314	314
Fan	Air Flow Rate	m ³ /sec	3.084	4.334	4.334	3.717	4.334	4.334	4.334	4.334	4.334
			Electrical Details	Power Supply	Phase / Hz / V	3 / 50 / 380~415					
Running Current	amps	15.3		21.1	21.1	17.4	21.1	21.1	21.1	21.1	21.1
Starting Current	amps	4									
Refrigerant Circuit	Fuse Rating	amps	32	40	40	32	40	40	40	40	40
	Refrigerant Type		R410A								
	Refrigerant Charge	kg	9.9	11.8	11.8	11.8	11.8	11.8	11.8	11.8	11.8
Sound Pressure	dBA		data book			data book			data book		
			Additional Charge	kg	data book						
Sound Power	dBA		61.0	63.0	63.0	60.0	63.0	63.0	63.0	63.0	63.0
Piping Limits	Maximum Total Length	m	1000			1000			1000		
	Maximum Actual Length	m	165			165			165		
Piping Connections - Systems	Liquid	inch (mm)	3/4 (19.1)			3/4 (19.1)			3/4 (19.1)		
	Discharge	inch (mm)	1 3/8 (34.9)			1 3/8 (34.9)			1 3/8 (34.9)		
	Gas	inch (mm)	1 5/8 (41.3)			1 5/8 (41.3)			1 5/8 (41.3)		
Capacity Index Limit			550 ~ 1430			575 ~ 1495			600 ~ 1560		
Maximum Number of Connected Indoor Units			64			64			64		
Trade Condensing Unit Price			£32,609.00			£34,153.00			£35,967.00		

R-410A**LOOP**
BY DAIKIN

REYQ-U (50 to 54 hp)

VRV IV+ Condensing Units Heat Recovery



Outdoor Units			50 hp Multi			52 hp Multi			54 hp Multi		
			REYQ16U	REYQ16U	REYQ18U	REYQ16U	REYQ18U	REYQ18U	REYQ18U	REYQ18U	REYQ18U
Capacity	Nominal Cooling	kW	140.40			145.80			151.20		
	Nominal Heating	kW	156.50			163.00			169.50		
Dimensions	Height x Width x Depth	mm	1685 x 1240 x 765	1685 x 1240 x 765	1685 x 1240 x 765	1685 x 1240 x 765	1685 x 1240 x 765	1685 x 1240 x 765	1685 x 1240 x 765	1685 x 1240 x 765	
			Weight	kg	314	314	317	314	317	317	317
Fan	Air Flow Rate	m ³ /sec	4.334	4.334	4.184	4.334	4.184	4.184	4.184	4.184	
			Electrical Details	Power Supply	Phase / Hz / V	3 / 50 / 380~415					
Running Current	amps	21.1		21.1	24.6	21.1	24.6	24.6	24.6	24.6	
Starting Current	amps	4									
Refrigerant Circuit	Fuse Rating	amps	40	40	40	40	40	40	40	40	
	Refrigerant Type		R410A								
	Refrigerant Charge	kg	11.8	11.8	11.8	11.8	11.8	11.8	11.8	11.8	
Sound Pressure	dBA		data book			data book			data book		
			Additional Charge	kg	data book						
Sound Power	dBA		63.0	63.0	62.0	63.0	62.0	62.0	62.0	62.0	
Sound Power	dBA		85.6	85.6	83.8	85.6	83.8	83.8	83.8	83.8	
Piping Limits	Maximum Total Length	m	1000			1000			1000		
	Maximum Actual Length	m	165			165			165		
Piping Connections - Systems	Liquid	inch (mm)	3/4 (19.1)			3/4 (19.1)			3/4 (19.1)		
	Discharge	inch (mm)	1 3/8 (34.9)			1 3/8 (34.9)			1 3/8 (34.9)		
	Gas	inch (mm)	1 5/8 (41.3)			1 5/8 (41.3)			1 5/8 (41.3)		
Capacity Index Limit			625 ~ 1625			650 ~ 1690			675 ~ 1755		
Maximum Number of Connected Indoor Units			64			64			64		
Trade Condensing Unit Price			£37,307.00			£38,647.00			£39,987.00		

R-410A

RXYQQ-U / RQEQ-P3

Replacement VRV-Q

Optimise your business

Tackle more projects in less time:

Due to faster installation, VRV-Q is more cost-effective than replacing the full system with new piping.

Lower installation costs:

Offer customers the overall lowest cost solution and improve your competitive edge.

Easy as one-two-three:

A simple solution: Daikin VRV-Q enables you to handle more projects for more customers in less time and offer them the best price! Everybody wins.

Customer benefits

Always operational

Avoid loss of business

Replacing now prevents unplanned, lengthy disruption of air conditioning systems. It also avoids loss of business for shops, complaints from guests in hotels, lower working efficiency and loss of tenants in offices.

Quick and easy installation

No interruption of daily business while replacing the system, thanks to phased-in, fast installation.

Lower long-term costs

Repairing systems with R22 has been prohibited since 31 December 2014. Installing a technically advanced Replacement VRV-Q system reduces energy consumption and maintenance costs from day one.

New

Now it's possible to connect VRV IV BS boxes, including the small, light Multi BS boxes designed to offer the largest and most flexible range of design and installation options available.

Compare installation steps

Conventional solution

- 1 Recover refrigerant
- 2 Remove units
- 3 Remove refrigerant pipes
- 4 Install new piping/wiring
- 5 Install new units
- 6 Leak test
- 7 Vacuum drying
- 8 Refrigerant charging
- 9 Collect contamination
- 10 Test operation

VRV-Q

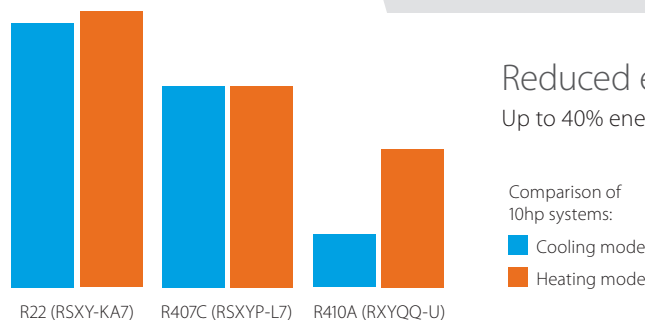
- 1 Recover refrigerant
- 2 Remove units
- 3 Install new units
- 4 Leak test
- 5 Vacuum drying
- 6 Automatic refrigerant charging, cleaning and testing

Re-use existing piping and wiring

Up to 45% shorter installation time

The Daikin low-cost upgrade solution

- ✓ **Reuse drain pipes**
Durable PVC pipes can be easily reused. Only flow tests are required.
- ✓ **Reuse refrigerant pipes**
Pipes used for R22 will also work with VRV-Q, thanks to lower operating pressures of the system.
- ✓ **Reuse refrigerant branch pipes**
There are no restrictions when upgrading from a Daikin VRV system. Other VRF systems require branch pipes to withstand pressure up to 3.3 MPa.
- ! **Replace indoor units and BS boxes**
Contact your local dealer to check compatibility in case you need to keep the indoor units.
- ✓ **Reuse remote control wiring**
Reuse wiring when upgrading from a Daikin VRV system. In other cases, this will depend on the cable type.
- ✓ **Reuse indoor-outdoor wiring**
Restrictions: see remote control wiring.
- ! **Replace outdoor units**



Reduced energy consumption
Up to 40% energy saving

Comparison of 10hp systems:

- Cooling mode
- Heating mode

Key guidelines for a quality replacement with VRV-Q

R22 is a hydrochlorofluorocarbon (HCFC) that was commonly used in air conditioning systems. However, both new and recycled sources of R22 are now banned.

Many systems today are still running on R22. But as R22 is no longer available, now is the time to replace R22 systems. The good news is that Daikin's VRV-Q solution delivers significantly higher energy efficiencies, with the potential of saving up to 50%, compared with installing a completely new system.

Refrigerant branch pipes

Refrigerant branch pipes, including those from other manufacturers, Y-refnets, T-refnets and headers, can be reused under the following conditions:

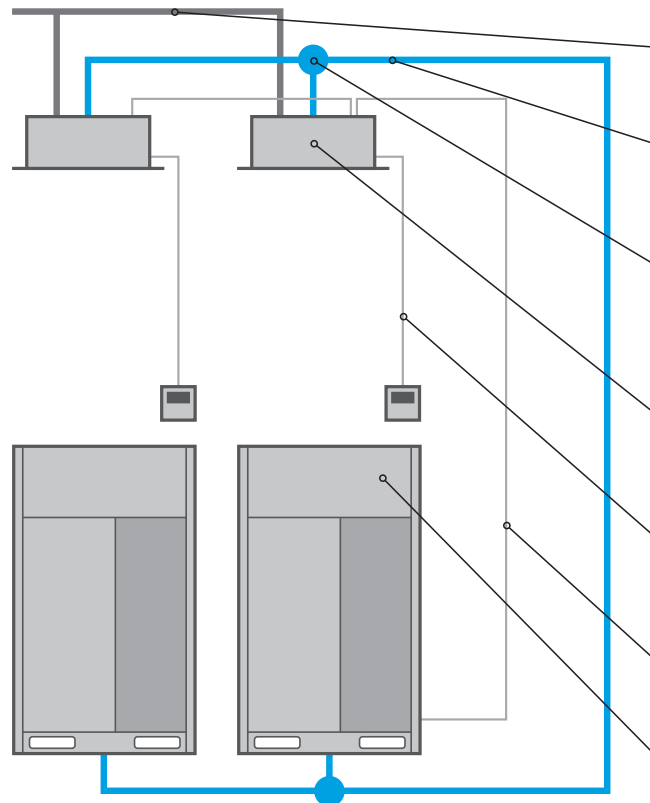
- ✓ Pipes are corrosion-free
- ✓ Pipes are insulated
- ✓ Pipes can withstand a pressure up to 3.3 MPa
- ✓ There are no special components that implement decompression (e.g. oil trap)
- ✓ Installed copper pipework is in suitable condition (piping thickness will generally meet specifications, since the unique Daikin VRV solution operates at lower pressure levels)

Refrigerant oil

Refrigerant piping can be reused if one of the following oils was used: Barrel Freeze, Ethereal, Ester, Ferreol, HAB, MS, Suniso.

Maximum piping lengths and level distances

VRV-Q can be installed for piping systems with a total length up to 300m. See data book for further guidelines.



The Daikin low-cost upgrade solution

- ✓ **Reuse drain pipes**
Durable PVC pipes can be easily reused. Only flow tests are required.
- ✓ **Reuse refrigerant pipes**
Pipes used for R22 will also work with VRV-Q, thanks to lower operating pressures of the system.
- ✓ **Reuse refrigerant branch pipes**
There are no restrictions when upgrading from a Daikin VRV system. Other VRF systems require branch pipes to withstand pressure up to 3.3 MPa.
- ! **Replace indoor units and BS boxes**
Contact your local dealer to check compatibility in case you need to keep the indoor units.
- ✓ **Reuse remote control wiring**
Reuse wiring when upgrading from a Daikin VRV system. In other cases, this will depend on the cable type.
- ✓ **Reuse indoor-outdoor wiring**
Restrictions: see remote control wiring.
- ! **Replace outdoor units**

R-410A



RXYQQ-U (up to 20 hp)

VRV IV-Q Condensing Unit Heat Pump



Outdoor Units			RXYQQ8U	RXYQQ10U	RXYQQ12U	RXYQQ14U	RXYQQ16U	RXYQQ18U	RXYQQ20U
Capacity	Nominal Cooling	kW	22.40	28.00	33.50	40.00	45.00	50.00	56.00
	Nominal Heating	kW	25.00	31.50	37.50	45.00	50.00	56.00	63.00
Dimensions	Height	mm	1685	1685	1685	1685	1685	1685	1685
	Width	mm	930	930	930	1240	1240	1240	1240
	Depth	mm	765	765	765	765	765	765	765
Weight		kg	198	198	198	275	275	308	308
Air Flow Rate		m ³ /sec	2.700	2.917	3.083	3.717	3.883	4.183	4.350
External Static Pressure	High	Pa	78						
Electrical Details	Power Supply	Phase / Hz / V	3 / 50 / 380~415						
	Running Current	amps	8.4	11.5	14.2	17.2	20.6	23.4	29.5
	Starting Current	amps	4						
	Fuse Rating	amps	20	25	32	32	40	40	50
Refrigerant Circuit	Refrigerant Type		R410A						
	Refrigerant Charge	kg	5.9	6.0	6.3	10.3	11.3	11.7	11.8
	Additional Charge	kg	data book						
Sound Pressure	Nom	dBA	57.0	57.0	61.0	60.0	63.0	62.0	65.0
Sound Power	Nom	dBA	78.0	79.1	83.4	80.9	85.6	83.8	87.9
Piping Limits	Maximum Length	m	120						
	Maximum Vertical Rise	m	50						
Piping Connections	Liquid	inch (mm)	3/8 (9.5)	3/8 (9.5)	1/2 (12.7)	1/2 (12.7)	1/2 (12.7)	5/8 (15.9)	5/8 (15.9)
	Gas	inch (mm)	3/4 (19.1)	7/8 (22.2)	1 1/8 (28.6)	1 1/8 (28.6)	1 1/8 (28.6)	1 1/8 (28.6)	1 1/8 (28.6)
Capacity Index Limit			100~260	125~325	150~390	175~455	200~520	225~585	250~650
Maximum Number of Connected Indoor Units			64	64	64	64	64	64	64

Trade Condensing Unit Price	£6,601.00	£7,213.00	£8,367.00	£9,761.00	£11,263.00	£13,212.00	£14,508.00
-----------------------------	-----------	-----------	-----------	-----------	------------	------------	------------

Please see note on page 144 regarding VRV-Q warranty, and contact your local sales office for more information on VRV-Q installation.

R-410A



RXYQQ-U (22 to 28 hp)

VRV IV-Q Condensing Unit Heat Pump



Outdoor Units			RXYQQ22U		RXYQQ24U		RXYQQ26U		RXYQQ28U	
			RXYQQ10U	RXYQQ12U	RXYQQ8U	RXYQQ16U	RXYQQ12U	RXYQQ14U	RXYQQ12U	RXYQQ16U
Capacity	Nominal Cooling	kW	61.50		67.40		73.50		78.50	
	Nominal Heating	kW	69.00		75.00		82.50		87.50	
Dimensions	Height	mm	1685	1685	1685	1685	1685	1685	1685	1685
	Width	mm	930	930	930	1240	930	1240	930	1240
	Depth	mm	765	765	765	765	765	765	765	765
Weight		kg	198	198	198	275	198	275	198	275
Air Flow Rate		m ³ /sec	2.917	3.083	2.100	3.883	3.083	3.717	3.083	3.883
External Static Pressure	High	Pa	78							
Electrical Details	Power Supply	Phase / Hz / V	3 / 50 / 380~415							
	Running Current	amps	11.5	14.2	8.4	20.6	14.2	17.2	14.2	20.6
	Starting Current	amps	4							
	Fuse Rating	amps	25	32	20	40	32	32	32	40
Refrigerant Circuit	Refrigerant Type		R410A							
	Refrigerant Charge	kg	6.0	6.3	5.29	11.3	6.3	10.3	6.3	11.3
	Additional Charge	kg	data book							
Sound Pressure	Nom	dBA	57.0	61.0	57.0	63.0	61.0	60.0	61.0	63.0
Sound Power	Nom	dBA	79.1	83.4	78.0	85.6	83.4	80.9	83.4	85.6
Piping Limits	Maximum Length	m	120							
	Maximum Vertical Rise	m	50							
Piping Connections	Liquid	inch (mm)	5/8 (15.9)		5/8 (15.9)		3/4 (19.1)		3/4 (19.1)	
	Gas	inch (mm)	1 1/8 (28.6)		1 3/8 (34.9)		1 3/8 (34.9)		1 3/8 (34.9)	
Capacity Index Limit			275~715		300~780		325~845		350~910	
Maximum Number of Connected Indoor Units			64		64		64		64	

Trade Condensing Unit Price	£15,580.00	£17,864.00	£18,128.00	£19,630.00
-----------------------------	------------	------------	------------	------------

Please see note on page 144 regarding VRV-Q warranty, and contact your local sales office for more information on VRV-Q installation.

R-410A**LOOP**
BY DAIKIN

RXYQQ-U (30 to 36 hp)

VRV IV-Q Condensing Unit Heat Pump



Outdoor Units			RXYQQ30U		RXYQQ32U		RXYQQ34U		RXYQQ36U	
			RXYQQ12U	RXYQQ18U	RXYQQ16U	RXYQQ16U	RXYQQ16U	RXYQQ18U	RXYQQ16U	RXYQQ20U
Capacity	Nominal Cooling	kW	83.50		90.00		95.00		101.00	
	Nominal Heating	kW	93.50		100.00		106.00		113.00	
Dimensions	Height	mm	1685	1685	1685	1685	1685	1685	1685	1685
	Width	mm	930	1240	1240	1240	1240	1240	1240	1240
	Depth	mm	765	765	765	765	765	765	765	765
Weight		kg	198	308	275	275	275	308	275	308
Air Flow Rate		m ³ /sec	3.083	4.183	3.883	3.883	3.883	4.183	3.883	4.350
External Static Pressure	High	Pa	78							
Electrical Details	Power Supply	Phase / Hz / V	3 / 50 / 380~415							
	Running Current	amps	14.2	23.4	20.6	20.6	20.6	23.4	20.6	29.5
	Starting Current	amps	4							
	Fuse Rating	amps	32	40	40	40	40	40	40	50
Refrigerant Circuit	Refrigerant Type		R410A							
	Refrigerant Charge	kg	6.3	11.7	11.3	11.3	11.3	11.7	11.3	11.8
	Additional Charge	kg	data book							
Sound Pressure	Nom	dBA	61.0	62.0	63.0	63.0	63.0	62.0	63.0	65.0
Sound Power	Nom	dBA	83.4	83.8	85.6	85.6	85.6	83.8	85.6	87.9
Piping Limits	Maximum Length	m	120							
	Maximum Vertical Rise	m	50							
Piping Connections	Liquid	inch (mm)	3/4 (19.1)		3/4 (19.1)		3/4 (19.1)		3/4 (19.1)	
	Gas	inch (mm)	1 3/8 (34.9)		1 3/8 (34.9)		1 3/8 (34.9)		1 5/8 (41.3)	
Capacity Index Limit			375~975		400~1040		425~1105		450~1170	
Maximum Number of Connected Indoor Units			64		64		64		64	

Trade Condensing Unit Price	£21,579.00	£22,526.00	£24,475.00	£25,771.00
------------------------------------	-------------------	-------------------	-------------------	-------------------

Please see note on page 144 regarding VRV-Q warranty, and contact your local sales office for more information on VRV-Q installation.

R-410A**LOOP**
BY DAIKIN

RXYQQ-U (38 to 42 hp)

VRV IV-Q Condensing Unit Heat Pump



Outdoor Units			RXYQQ38U			RXYQQ40U			RXYQQ42U		
			RXYQQ8U	RXYQQ10U	RXYQQ20U	RXYQQ10U	RXYQQ12U	RXYQQ18U	RXYQQ10U	RXYQQ16U	RXYQQ16U
Capacity	Nominal Cooling	kW	106.40			111.50			118.00		
	Nominal Heating	kW	119.50			125.00			131.50		
Dimensions	Height	mm	1685	1685	1685	1685	1685	1685	1685	1685	1685
	Width	mm	930	930	1240	930	930	1240	930	1240	1240
	Depth	mm	765	765	765	765	765	765	765	765	765
Weight		kg	198	198	308	198	198	308	198	275	275
Air Flow Rate		m ³ /sec	2.100	2.917	4.350	2.917	3.083	4.183	2.917	3.883	3.883
External Static Pressure	High	Pa	78								
Electrical Details	Power Supply	Phase / Hz / V	3 / 50 / 380~415								
	Running Current	amps	8.4	11.5	29.5	11.5	14.2	23.4	11.5	20.6	20.6
	Starting Current	amps	4								
	Fuse Rating	amps	20	25	50	25	32	40	25	40	40
Refrigerant Circuit	Refrigerant Type		R410A								
	Refrigerant Charge	kg	5.9	6.0	11.8	6.0	6.3	11.7	6.0	11.3	11.3
	Additional Charge	kg	data book								
Sound Pressure	Nom	dBA	57.0	57.0	65.0	57.0	61.0	62.0	57.0	63.0	63.0
Sound Power	Nom	dBA	78.0	79.1	87.9	79.1	83.4	83.8	79.1	85.6	85.6
Piping Limits	Maximum Length	m	120								
	Maximum Vertical Rise	m	50								
Piping Connections	Liquid	inch (mm)	3/4 (19.1)			3/4 (19.1)			3/4 (19.1)		
	Gas	inch (mm)	1 5/8 (41.3)			1 5/8 (41.3)			1 5/8 (41.3)		
Capacity Index Limit			475~1235			500~1300			525~1365		
Maximum Number of Connected Indoor Units			64			64			64		

Trade Condensing Unit Price	£28,322.00	£28,792.00	£29,739.00
------------------------------------	-------------------	-------------------	-------------------

Please see note on page 144 regarding VRV-Q warranty, and contact your local sales office for more information on VRV-Q installation.

R-410A

RQCEQ-P3 (28.0 to 45.0 kW)

VRV III-Q Condensing Unit Heat Recovery



Outdoor Units			RQCEQ280P3		RQCEQ460P3		
			RQEQ140P3	RQEQ140P3	RQEQ140P3	RQEQ140P3	RQEQ180P3
Capacity	Nominal Cooling	kW	28.00		45.00		
	Nominal Heating	kW	32.00		52.00		
Dimensions	Height	mm	1680	1680	1680	1680	1680
	Width	mm	635	635	635	635	635
	Depth	mm	765	765	765	765	765
Weight		kg	175	175	175	175	175
Air Flow Rate		m ³ /sec	1.583	1.583	1.583	1.583	1.833
External Static Pressure	High	Pa	78		78		
Electrical Details	Power Supply	Phase	3ph				
		Hz	50				
		V	380~415				
	Running Current	amps	5.5	5.5	5.5	5.5	8.0
	Starting Current	amps	4		4		
	Fuse Rating	amps	16	16	16	16	20
	Refrigerant Circuit	Refrigerant Type	R410A				
	Refrigerant Charge	kg	10.3	10.3	10.3	10.3	10.6
	Additional Charge	kg	data book				
Sound Pressure	Nom	dBA	54.0	54.0	54.0	54.0	58.0
Piping Limits	Maximum Length	m	120				
	Maximum Vertical Rise	m	50				
Piping Connections	Liquid	inch (mm)	3/8 (9.5)		1/2 (12.7)		
	Gas	inch (mm)	7/8 (22.2)		1 1/8 (28.6)		
	Discharge	inch (mm)	3/4 (19.1)		7/8 (22.2)		
Capacity Index Limit			140~325		230~520		
Maximum Number of Connected Indoor Units			21		34		
Trade Condensing Unit Price			£8,544.00		£14,036.00		

R-410A

RQCEQ-P3 (50.0 to 63.6 kW)

VRV III-Q Condensing Unit Heat Recovery



Outdoor Units			RQCEQ500P3			RQCEQ540P3		
			RQEQ140P3	RQEQ180P3	RQEQ180P3	RQEQ180P3	RQEQ180P3	RQEQ180P3
Capacity	Nominal Cooling	kW	50.00			54.00		
	Nominal Heating	kW	56.00			60.00		
Dimensions	Height	mm	1680	1680	1680	1680	1680	1680
	Width	mm	635	635	635	635	635	635
	Depth	mm	765	765	765	765	765	765
Weight		kg	175	175	175	175	175	175
Air Flow Rate		m ³ /sec	1.583	1.833	1.833	1.833	1.833	1.833
Electrical Details	Power Supply	Phase	3ph					
		Hz	50					
		V	380~415					
	Running Current	amps	5.5	8.0	8.0	8.0	8.0	8.0
	Starting Current	amps	4					
	Fuse Rating	amps	16	20	20	20	20	20
	Refrigerant Circuit	Refrigerant Type	R410A					
	Refrigerant Charge	kg	10.3	10.6	10.6	10.6	10.6	10.6
	Additional Charge	kg	data book					
Sound Pressure	Nom	dBA	54.0	58.0	58.0	58.0	58.0	58.0
Piping Limits	Maximum Length	m	120					
	Maximum Vertical Rise	m	50					
Piping Connections	Liquid	inch (mm)	5/8 (15.9)			5/8 (15.9)		
	Gas	inch (mm)	1 1/8 (28.6)			1 1/8 (28.6)		
	Discharge	inch (mm)	7/8 (22.2)			7/8 (22.2)		
Capacity Index Limit			250~585			270~650		
Maximum Number of Connected Indoor Units			39			43		
Trade Condensing Unit Price			£15,256.00			£16,476.00		

Please see note on page 144 regarding VRV-Q warranty, and contact your local sales office for more information on VRV-Q installation.

R-410A

RQCEQ-P3 (71.2 to 74.4 kW)

VRV III-Q Condensing Unit Heat Recovery



Outdoor Units			RQCEQ712P3				RQCEQ744P3			
			RQEQ140P3	RQEQ180P3	RQEQ180P3	RQEQ212P3	RQEQ140P3	RQEQ180P3	RQEQ212P3	RQEQ212P3
Capacity	Nominal Cooling	kW	71.20				74.40			
	Nominal Heating	kW	78.40				80.80			
Dimensions	Height	mm	1680	1680	1680	1680	1680	1680	1680	1680
	Width	mm	635	635	635	635	635	635	635	635
	Depth	mm	765	765	765	765	765	765	765	765
Weight		kg	175	175	175	179	175	175	179	179
Air Flow Rate		m ³ /sec	1.583	1.833	1.833	1.833	1.583	1.833	1.833	1.833
Electrical Details	Power Supply	Phase	3ph							
		Hz	50							
		V	350~415							
	Running Current	amps	5.5	8.0	8.0	11.5	5.5	8.0	11.5	11.5
	Starting Current	amps	4				4			
	Fuse Rating	amps	16	20	20	25	16	20	25	25
Refrigerant Circuit	Refrigerant Type		R410A							
	Refrigerant Charge	kg	10.3	10.6	10.6	11.2	10.3	10.6	11.2	11.2
	Additional Charge	kg	data book							
Sound Pressure	Nom	dBA	54.0	58.0	58.0	60.0	54.0	58.0	60.0	60.0
Piping Limits	Maximum Length	m	120							
	Maximum Vertical Rise	m	50							
Piping Connections	Liquid	inch (mm)	5/8 (15.9)				3/4 (19.1)			
	Gas	inch (mm)	1 1/8 (28.6)				1 3/8 (34.9)			
	Discharge	inch (mm)	1 (25)				1 (25)			
Capacity Index Limit			356~780				372~845			
Maximum Number of Connected Indoor Units			52				56			
Trade Condensing Unit Price			£21,731.00				£22,714.00			

R-410A

RQCEQ-P3 (81.6 to 84.8 kW)

VRV III-Q Condensing Unit Heat Recovery



Outdoor Units			RQCEQ816P3			
			RQEQ180P3	RQEQ212P3	RQEQ212P3	RQEQ212P3
Capacity	Nominal Cooling	kW	81.60			
	Nominal Heating	kW	87.20			
Dimensions	Height	mm	1680	1680	1680	1680
	Width	mm	635	635	635	635
	Depth	mm	765	765	765	765
Weight		kg	175	179	179	179
Air Flow Rate		m ³ /sec	1.833	1.833	1.833	1.833
Electrical Details	Power Supply	Phase	3ph			
		Hz	50			
		V	380~415			
	Running Current	amps	8.0	11.5	11.5	11.5
	Starting Current	amps	4			
	Fuse Rating	amps	20	25	25	25
Refrigerant Circuit	Refrigerant Type		R410A			
	Refrigerant Charge	kg	10.6	11.2	11.2	11.2
	Additional Charge	kg	data book			
Sound Pressure	Nom	dBA	58.0	60.0	60.0	60.0
Piping Limits	Maximum Length	m	120			
	Maximum Vertical Rise	m	50			
Piping Connections	Liquid	inch (mm)	3/4 (19.1)			
	Gas	inch (mm)	1 3/8 (34.9)			
	Discharge	inch (mm)	1 1/8 (28.6)			
Capacity Index Limit			408~910			
Maximum Number of Connected Indoor Units			60			
Trade Condensing Unit Price			£24,917.00			

Please see note on page 144 regarding VRV-Q warranty, and contact your local sales office for more information on VRV-Q installation.

R-410A

VRV-Q Warranty

Warranty and site services

The warranty for VRV-Q systems operates under different conditions from our standard warranty. To ensure complete suitability of the existing site, a choice of optional warranty and special site services packages are available from Daikin Airconditioning UK Ltd. These choices will ensure the VRV-Q system is designed and commissioned to provide the client with complete 'peace of mind' operation.

The choices include:

- Pre-order checks on the existing pipework and fan coils installed on the clients' site to ensure suitability for VRV-Q installation
- Commissioning of the new VRV-Q installation to ensure correct and efficient operation

Warranty options for three or five years are available depending on the qualification criteria and the type of system being installed.

Commissioning Log Books should be available for inspection by Daikin Airconditioning UK Ltd if required.

The tables below provide an overview of the choices. For full details please contact your local sales office.



VRV-Q Warranty Choices

1. VRV-Q combined with [new](#) fan coil units

Warranty Package Level	For Site with New Fan Coils	
	non D1	D1/D1+
Condensing Unit Warranty Period	3 Years	5 Years
Fan Coil Unit Warranty Period	3 Years	5 Years
Site Pre-Order Inspection	By trained approved engineer ⁽¹⁾ OR by Daikin Airconditioning UK Ltd (additional cost)	
Commissioning	By approved engineer ⁽¹⁾ (subsequent projects) OR by Daikin Airconditioning UK Ltd (additional cost)	

2. VRV-Q combined with [existing](#) fan coil units

Warranty Package Level	For Site with Existing Fan Coils	
	non D1	D1/D1+
Condensing Unit Warranty Period	3 Years	5 Years
Existing Fan Coil Unit Warranty Period	0 Years	0 Years
Site Pre-Order Inspection	By trained approved engineer ⁽¹⁾⁽²⁾ OR by Daikin Airconditioning UK Ltd (additional cost)	
Commissioning	By approved engineer ⁽¹⁾ (subsequent projects) OR by Daikin Airconditioning UK Ltd (additional cost)	

Notes:

⁽¹⁾ Approved engineer to sign commissioning report and be able to identify DAUK official training programme attended, SE19 VRV-Q required

⁽²⁾ Trained approved engineer to collect 2 hours of data per system from the service checker for assessment

Daikin Support Options	Cost	Code
Site pre-order inspection per system*	£209.00	UK.SFV/N/INSP
Site pre-inspection (existing fan coils) including 2 hour service checker analysis per system*	£341.00	UK.SFV/E/INSP
Daikin commissioning per system*	£477.00	UK.SFV/SYCOMM
Daikin full day commissioning assistance	£671.00	UK.SFV/FULLCOMM

*System is defined as a maximum of 3 connected condensers. All prices shown are Net. No further discount can be applied.

VRV-Q Warranty Detail

Approved engineer

An approved engineer is an engineer who:

1. Is suitably registered in accordance with F-gas regulations
2. Has successfully completed a Daikin Airconditioning UK Ltd VRV Air Cooled installation and commissioning course within the last 3 years
3. Has completed SE19 VRV-Q course in the past 3 years

Net price

Net price, exclusive of VAT and subject to our standard terms and conditions. No other discounts are applicable.

Prices shown for site pre-order inspection and commissioning are for work undertaken during normal working hours between 09:00 and 17:30. Any request for attendance to site out of these hours is subject to additional charges.

Warranty

To activate the warranty, the Daikin Airconditioning UK Ltd VRV Commissioning Log Book will need to be fully completed and submitted to Daikin Airconditioning UK Ltd FQS department for checking. Upon receipt and validation that all required details are provided and satisfactory, Daikin Airconditioning UK Ltd will issue a confirmation letter that the warranty is activated. Where Daikin Airconditioning UK Ltd will complete the commissioning, we will provide a copy of the Commissioning Log Book to the installation contractor. Except where mentioned above, our standard warranty conditions will apply. If none of the packaged options are chosen, then the warranty will be limited to a standard 12 month parts only cover.

Site pre-order inspection

Where required, Daikin Airconditioning UK Ltd will attend the site to check the suitability of the existing equipment and pipework for connection to VRV-Q. Where it is not possible to check operation or equipment condition, this will also be highlighted in the final report, and appropriate recommendations made.



If an approved engineer carries out the site inspection, then a Daikin Airconditioning UK Ltd supplied form shall be completed and submitted to our FQS department for checking and approval prior to any order being accepted.

The pre-order site inspection will include the following items:

- **Existing system(s) capacity** – necessary to estimate required system load for the new system
 - Record all the model numbers and the serial numbers for the indoor and the outdoor units and indicate actual installed system combinations
- **Check status of the existing indoor units** – necessary if the existing units are to be reused
 - Check filter condition
 - Check coil condition
 - Check fan motor operation – select fan only and check for air movement and for unusual noise and vibration
- **Installed pipework details** – necessary to check compliance with the manufacturer's specification and assess install quality. This would highlight any required rectification prior to the installation of the new system
 - Provide as installed pipework diagrams. If not available, provide as installed pipe work schematics from information gathered on site
 - Check the distance from the outdoor to the farthest indoor along the pipe work route
 - Check the distance from the first Refnet fitting to the farthest indoor unit
 - Check the height difference between the outdoor and the lowest indoor when the outdoor is situated above the indoor units or height difference between the outdoor and the highest indoor if the outdoor is situated below the indoor units
 - Check the height difference between the highest and the lowest indoor connected to the same system
 - Provide the lengths of all installed pipe sizes

- Check the installation position and angle of the Refnet Joints
- Check the condition of the pipe insulation
- Check the adequacy of the existing pipe supports
- **Installed communication and control wiring** – necessary to check compliance with the manufacturer's specification, suitability for the new system and suitability for new controls specification
 - Check sizes and type of the interconnecting communication cables between indoor units, outdoor units and any central control systems
 - Check the separation between the power wiring and the installed controls wiring
- **Power wiring to the outdoor units** – necessary to check suitability for the new outdoor units
 - Check supply voltage
 - Check number of outlets available adjacent to the outdoor units compound
 - Check fuse/MCB sizes and types
 - Check status of the isolators
- **System health checks** – it is important to know if the existing systems are operating to their optimum. If there are issues which may affect the new installation they need to be identified and rectified before installation of the new system. A comprehensive list of the operating data can be collected by connecting a VRV Checker to each system and recording a minimum of one hour operation data for analysis. This data should be sent back to Daikin Airconditioning UK Ltd FQS department for analysis
 - Operate the whole system in cooling for ½ hour and in heating for ½ hour to collect representative data
 - Send data to Daikin Airconditioning UK Ltd FQS department for analysis

VRV-Q Warranty Detail

- **System history check** – although the new VRV-Q system is designed to re-use existing pipework and in some cases existing indoor units it is still necessary to know the existing systems operational history to judge its integrity for the new application
 - Check for presence of leak protection dye and acid level – use total test kit
 - Ensure that no Acid Away chemical has ever been added to the system refrigerant charge
- **Existing system controls** – investigate currently installed local controls, centralised controls and connection to the third party systems. This is particularly necessary if any existing controls are planned to be re-used

Commissioning

Dependant on the requirement, either an approved engineer or Daikin Airconditioning UK Ltd will provide system commissioning on the completed installation. As mentioned in the warranty section above, a completed log book will need to be submitted to activate the warranty.

Commissioning where not provided by Daikin Airconditioning UK Ltd, can only be completed by an approved engineer.

Where Daikin Airconditioning UK Ltd provides commissioning as part of the package this shall include:

- Check installation of new units – ensure new piping is installed correct to Daikin specification
- Check power supplies – local isolators, MCB rating
- Fill in model number data, serial numbers etc. to commissioning log book
- Initialise VRV System and ensure all units communicate
- Set up additional control systems – ITC, Bacnet and provide demonstration
- Charge additional refrigerant
- Perform "Test" operation – including "Automatic" charging function
- Connect service checker and monitor operation – Cool>Heat>Heat

Recovery

- Complete Commissioning Log Book
- Provide additional comments and recommendations if necessary
- Leave operation set as required by client

Prior to our site attendance the following shall be completed:

- All communication wiring is complete and terminated correctly
- All electrical work is complete and correct (supply wiring type and size – Breaker size correct)
- All systems piping has been pressure tested to 33 Bar
- All systems piping has been evacuated to < 5 Torr
- All systems piping has been measured and is available for our information
- Sufficient additional refrigerant is available on the day

Any other works other than those detailed above are excluded.

DNSS (Daikin Network Service System)

Where Daikin Airconditioning UK Ltd provide DNSS this shall include the following items:

- Commissioning of DNSS system (on-site service)
- GPRS router and SIM (this will be property of Daikin Airconditioning UK Ltd)
- Remote energy saving service
- 24/7 monitoring of VRV operating data
- Instant notification of system malfunction (email) 7 days a week
- Malfunction prediction service (during office hours 09.00 - 17.30)
- Bi-annual energy saving report indicating electricity cost saving and reduction in CO₂ emissions
- Recommendations to improve operating settings
- Issue of a DNSS user pack

All of the above will be provided for the warranty period of the VRV (either 3 or 5 years) depending on the package selected.

Prior to our site attendance the following shall be completed:

- A device compatible with DNSS is installed on site – Daikin Intelligent Manager, Daikin Intelligent Touch Controller or Daikin LC controller. (Not included in the price of the monitoring package)
- All electrical work is complete and correct (supply wiring type and size – breaker size correct) also F1/F2 communications are installed
- A full set of as installed drawings are available – indicating system configurations, installation locations and room references

- A power source is installed for the GPRS modem near the control device – this can be powered from a standard socket
- A connection to the internet is available – for areas where there is poor GPRS coverage a LAN or analogue phone connection must be installed near the control device. (Installation and rental costs are not included in the price of the monitoring package)
- Full access must be made available to the VRV equipment and if any access equipment is required Daikin UK must be informed prior to the site visit
- A list of contacts must be issued to Daikin Airconditioning UK Ltd (these are the contacts that should be e-mailed or telephoned in the event of a malfunction or error with the air conditioning system). If these change in the future, information will be given in the user pack for how to notify Daikin Airconditioning UK Ltd of the changes

This is an extract from the Daikin publication "Warranty and Site Services Package for VRV-Q". Please contact your local sales office to receive a copy and obtain further information.

R-410A

LOOP
BY DAIKIN

RWEYQ-T9

Water Cooled VRV

Water Cooled VRV is perfectly suited for:

- › Geothermal applications with heating provided even at low water temperatures (-10°C)
- › A high degree of design flexibility to maximise efficiency and space
- › Internal installation, low sound, comfortably meeting planning requirements
- › Very small footprint, when space is a valuable commodity
- › Highly efficient operation
- › Less refrigerant than an equivalent air cooled VRV to meet refrigerant quantity legislation with ease
- › Simple integration with district heating and cooling networks
- › Meets ECA requirements (subject to approval)



The Water Cooled VRV W+ has been completely redesigned to be even larger in capacity and small on footprint.

Along with all of the familiar VRV IV technologies such as Variable Refrigerant Temperature control and simple commissioning tools, VRV W+ incorporates new technology to make it the perfect fit for applications where space is at a premium.

New with VRV W+


- › Heat Pump and Heat Recovery, standard and geothermal models all in the same unified machine
- › 9 additional system combinations
- › 40% more capacity from a single condenser
- › Smallest footprint
- › **120kW in less than 0.43m² of floor space**
- › Use any combination of condensers to achieve the desired capacity
- › Reliable Low and High temperature hot water production
- › Air Handling Unit Connectivity
- › **Zero heat dissipation from the condensers**
***Unique – no need to cool the plant area**

*Unique: Zero heat dissipation feature

Now there is no need to cool down the plant room when using water cooled condensers. Traditional units release heat from the compressor and PCB's into the plant room.

VRV W+ is unique in that it is self-cooling, making the condensers heat neutral wherever they are installed. This means reduced costs and easier installation.

- › Highest efficiency
- › Simple maintenance
 - Remove all panels for service and maintenance without disconnecting refrigerant or water pipework
 - Rotating switch box
- › Fully configurable inverter controlled water flow control



R-410A


Heat Pump and Heat Recovery
RWEYQ-T9 (8 to 18 hp)

VRV IV W+ Water Cooled Condensing Units



Outdoor Units			RWEYQ8T9	RWEYQ10T9	RWEYQ12T9	RWEYQ14T9	RWEYQ16T		RWEYQ18T	
							RWEYQ8T9	RWEYQ8T9	RWEYQ8T9	RWEYQ10T9
Capacity	Nominal Cooling	kW	22.4	28.0	33.5	40.0	44.8		50.4	
	Nominal Heating	kW	25.0	31.5	37.5	45.0	50		56.5	
η _{s,c}	Seasonal Efficiency Cooling	%	326.80	307.80	359.00	330.70	307.6		308.7	
η _{s,h}	Seasonal Efficiency Heating	%	524.30	465.90	436.00	397.10	459.2		491.1	
Dimensions	Height	mm	980	980	980	980	980	980	980	980
	Width	mm	767	767	767	767	767	767	767	767
	Depth	mm	560	560	560	560	560	560	560	560
Weight		kg	185	185	185	185	185	185	185	185
Electrical Details	Power Supply	Phase /Hz/v	3ph / 50 / 400				3ph / 50 / 400		3ph / 50 / 400	
	Running Current	amps	6.5	9.0	10.0	12.6	6.5	6.5	6.5	9.0
	Starting Current	amps	4	4	4	4	4	4	4	4
	Fuse Rating	amps	25	25	25	25	25	25	25	25
Refrigerant Circuit	Refrigerant Type		R410A				R410A		R410A	
	Refrigerant Charge	kg	7.9	7.9	9.6	9.6	7.9	7.9	7.9	7.9
	Additional Charge	kg	data book				data book		data book	
Sound Power		dB(A)	65.0	71.0	72.0	74.0	65.0	65.0	65.0	71.0
Sound Pressure		dB(A)	48.0	50.0	56.0	58.0	48.0	48.0	48.0	50.0
Piping Limits	Maximum Length	m	165	165	165	165	165		165	
	Maximum Vertical Rise	m	50m if outdoor above IU / 40m if outdoor below IU				50m if outdoor above IU / 40m if outdoor below IU		50m if outdoor above IU / 40m if outdoor below IU	
Piping Connections	Liquid	inch (mm)	3/8 (9.5)	3/8 (9.5)	1/2 (12.7)	1/2 (12.7)	1/2 (12.7)		5/8 (15.9)	
	Gas Heat Pump	inch (mm)	3/4 (19.1)	7/8 (22.2)	1 1/8 (28.6)	1 1/8 (28.6)	1 1/8 (28.6)		1 1/8 (28.6)	
	Gas Heat recovery	inch (mm)	3/4 (19.1)	7/8 (22.2)	1 1/8 (28.6)	1 1/8 (28.6)	1 1/8 (28.6)		1 1/8 (28.6)	
	Discharge (HR only)	inch (mm)	5/8 (15.9)	3/4 (19.1)		7/8 (22.2)	7/8 (22.2)		7/8 (22.2)	
	Drain	Outlet	14mm OD / 10mm ID per module				14mm OD / 10mm ID per module		14mm OD / 10mm ID per module	
	Water	Inlet & Outlet	ISO 228 - G1 1/4 B External thread - Per module				ISO 228 - G1 1/4 B External thread - Per module		ISO 228 - G1 1/4 B External thread - Per module	
Capacity	VRV Indoor units	%	50-130	50-130	50-130	50-130	50-130		50-130	
Index Limit	HR VRV I/U & HT Hydrobox	%	50-150	50-150	50-150	50-150	50-150		50-150	
Maximum Number of Connected Indoor Units			64	64	64	64	64		64	
Trade Condensing Unit Price			£7,247.00	£8,720.00	£10,389.00	£12,032.00	£14,494.00		£15,967.00	

Notes:

Daikin has introduced the new VRV IV W+ Water Cooled condensing unit to complement the rest of the VRV range. The water cooled system has a number of advantages over an air cooled system:

- > High efficiencies & suitable for tall multi-storied buildings due to no limitations of water piping length & can be used with open and closed loop ground source systems
- > Wide operation range with inlet water temperatures of +10°C to +45°C (possible down to -10°C in heating with the use of glycol) & the system offers greater efficiency in heating mode as there is no defrost cycle required for the water loop

R-410A**LOOP**
BY DAIKINHeat Pump and Heat Recovery
RWEYQ-T9 (20 to 28 hp)

VRV IV W+ Water Cooled Condensing Units



Outdoor Units			RWEYQ20T		RWEYQ22T		RWEYQ24T		RWEYQ26T		RWEYQ28T		
			RWEYQ10T9	RWEYQ10T9	RWEYQ10T9	RWEYQ12T9	RWEYQ12T9	RWEYQ12T9	RWEYQ12T9	RWEYQ14T9	RWEYQ14T9	RWEYQ14T9	RWEYQ14T9
Capacity	Nominal Cooling	kW	56		61.5		67		73.5		80		
	Nominal Heating	kW	63		69		75		82.5		90		
η _{s,c}	Seasonal Efficiency Cooling	%	298.10		311.30		342.60		322.50		306.10		
η _{s,h}	Seasonal Efficiency Heating	%	466.80		447.90		434.50		406.90		387.90		
Dimensions	Height	mm	980	980	980	980	980	980	980	980	980	980	
	Width	mm	767	767	767	767	767	767	767	767	767	767	
	Depth	mm	560	560	560	560	560	560	560	560	560	560	
Weight		kg	185	185	185	185	185	185	185	185	185	185	
Electrical Details	Power Supply	Phase /Hz/v	3ph / 50 / 400		3ph / 50 / 400		3ph / 50 / 400		3ph / 50 / 400		3ph / 50 / 400		
	Running Current	amps	9	9	9	10	10	10	10	12.6	12.6	12.6	
	Starting Current	amps	4	4	4	4	4	4	4	4	4	4	
	Fuse Rating	amps	25	25	25	25	25	25	25	25	25	25	
Refrigerant Circuit	Refrigerant Type		R410A		R410A		R410A		R410A		R410A		
	Refrigerant Charge	kg	7.9	7.9	7.9	9.6	9.6	9.6	9.6	9.6	9.6	9.6	
	Additional Charge	kg	data book		data book		data book		data book		data book		
Sound Power		dB(A)	71.0	71.0	71.0	72.0	72.0	72.0	72.0	74.0	74.0	74.0	
Sound Pressure		dB(A)	50.0	50.0	50.0	56.0	56.0	56.0	56.0	58.0	58.0	58.0	
Piping Limits	Maximum Length	m	165		165		165		165		165		
	Maximum Vertical Rise	m	50m if outdoor above IU / 40m if outdoor below IU		50m if outdoor above IU / 40m if outdoor below IU		50m if outdoor above IU / 40m if outdoor below IU		50m if outdoor above IU / 40m if outdoor below IU		50m if outdoor above IU / 40m if outdoor below IU		
Piping Connections	Liquid	inch (mm)	5/8 (15.9)		5/8 (15.9)		5/8 (15.9)		3/4 (19.1)		3/4 (19.1)		
	Gas Heat Pump	inch (mm)	1 1/8 (28.6)		1 1/8 (28.6)		1 3/8 (34.9)		1 3/8 (34.9)		1 3/8 (34.9)		
	Gas Heat recovery	inch (mm)	1 1/8 (28.6)		1 1/8 (28.6)		1 3/8 (34.9)		1 3/8 (34.9)		1 3/8 (34.9)		
	Discharge (HR only)	inch (mm)	1 1/8 (28.6)		1 1/8 (28.6)		1 1/8 (28.6)		1 1/8 (28.6)		1 1/8 (28.6)		
	Drain	Outlet		14mm OD / 10mm ID per module		14mm OD / 10mm ID per module		14mm OD / 10mm ID per module		14mm OD / 10mm ID per module		14mm OD / 10mm ID per module	
				10mm ID per module		10mm ID per module		10mm ID per module		10mm ID per module		10mm ID per module	
Water	Inlet & Outlet		ISO 228 - G1 1/4 B External thread - Per module		ISO 228 - G1 1/4 B External thread - Per module		ISO 228 - G1 1/4 B External thread - Per module		ISO 228 - G1 1/4 B External thread - Per module		ISO 228 - G1 1/4 B External thread - Per module		
Capacity	VRV Indoor units	%	50-130		50-130		50-130		50-130		50-130		
Index Limit	HR VRV I/U & HT Hydrobox	%	50-150		50-150		50-150		50-150		50-150		
Maximum Number of Connected Indoor Units			64		64		64		64		64		
Trade Condensing Unit Price			£17,440.00		£19,109.00		£20,778.00		£22,421.00		£24,064.00		

Notes:

The VRV IV W+ Water Cooled system is supplied as a common unit and can be used in either heat pump and heat recovery modes, from size 8 to 42 all using a three phase power supply. The system is fully compatible with the full range of existing VRV fan coils and controls packages. It should be installed in a plant room.

R-410A



Heat Pump and Heat Recovery
RWEYQ-T9 (30 to 34 hp)

VRV IV W+ Water Cooled Condensing Units



Outdoor Units			RWEYQ30T			RWEYQ32T			RWEYQ34T		
			RWEYQ10T9	RWEYQ10T9	RWEYQ10T9	RWEYQ10T9	RWEYQ10T9	RWEYQ12T9	RWEYQ10T9	RWEYQ12T9	RWEYQ12T9
Capacity	Nominal Cooling	kW	84			89.5			95		
	Nominal Heating	kW	94.5			100.5			106.5		
η _{s,c}	Seasonal Efficiency Cooling	%	308.30			318.20			342.50		
η _{s,h}	Seasonal Efficiency Heating	%	467.20			456.10			447.00		
Dimensions	Height	mm	980	980	980	980	980	980	980	980	980
	Width	mm	767	767	767	767	767	767	767	767	767
	Depth	mm	560	560	560	560	560	560	560	560	560
Weight		kg	185	185	185	185	185	185	185	185	
Electrical Details	Power Supply	Phase /Hz/v	3ph / 50 / 400			3ph / 50 / 400			3ph / 50 / 400		
	Running Current	amps	9	9	9	9	9	10	9	10	10
	Starting Current	amps	4	4	4	4	4	4	4	4	
	Fuse Rating	amps	25	25	25	25	25	25	25	25	25
Refrigerant Circuit	Refrigerant Type		R410A			R410A			R410A		
	Refrigerant Charge	kg	7.9	7.9	7.9	7.9	7.9	9.6	7.9	9.6	9.6
	Additional Charge	kg	data book			data book			data book		
Sound Power		dB(A)	71.0	71.0	71.0	71.0	71.0	72.0	71.0	72.0	72.0
Sound Pressure		dB(A)	50.0	50.0	50.0	50.0	50.0	56.0	50.0	56.0	56.0
Piping Limits	Maximum Length	m	165			165			165		
	Maximum Vertical Rise	m	50m if outdoor above IU / 40m if outdoor below IU			50m if outdoor above IU / 40m if outdoor below IU			50m if outdoor above IU / 40m if outdoor below IU		
Piping	Liquid	inch (mm)	3/4 (19.1)			3/4 (19.1)			3/4 (19.1)		
Connections	Gas Heat Pump	inch (mm)	1 3/8 (34.9)			1 3/8 (34.9)			1 3/8 (34.9)		
	Gas Heat recovery	inch (mm)	1 3/8 (34.9)			1 3/8 (34.9)			1 3/8 (34.9)		
	Discharge (HR only)	inch (mm)	1 1/8 (28.6)			1 1/8 (28.6)			1 1/8 (28.6)		
	Drain	Outlet	14mm OD / 10mm ID per module			14mm OD / 10mm ID per module			14mm OD / 10mm ID per module		
	Water	Inlet & Outlet	ISO 228 - G1 1/4 B External thread - Per module			ISO 228 - G1 1/4 B External thread - Per module			ISO 228 - G1 1/4 B External thread - Per module		
Capacity	VRV Indoor units	%	50-130			50-130			50-130		
Index Limit	HR VRV I/U & HT Hydrobox	%	50-150			50-150			50-150		
Maximum Number of Connected Indoor Units			64			64			64		
Trade Condensing Unit Price			£26,160.00			£27,829.00			£29,498.00		

Notes:

Daikin has introduced the new VRV IV W+ Water Cooled condensing unit to complement the rest of the VRV range. The water cooled system has a number of advantages over an air cooled system:

- › High efficiencies & suitable for tall multi-storied buildings due to no limitations of water piping length & can be used with open and closed loop ground source systems
- › Wide operation range with inlet water temperatures of +10°C to +45°C (possible down to -10°C in heating with the use of glycol) & the system offers greater efficiency in heating mode as there is no defrost cycle required for the water loop

R-410A**LOOP**
BY DAIKINHeat Pump and Heat Recovery
RWEYQ-T9 (36 to 42 hp)

VRV IV W+ Water Cooled Condensing Units



Outdoor Units			RWEYQ36T			RWEYQ38T			RWEYQ40T			RWEYQ42T		
			RW-EYQ12T9	RW-EYQ12T9	RW-EYQ12T9	RW-EYQ12T9	RW-EYQ12T9	RW-EYQ14T9	RW-EYQ12T9	RW-EYQ14T9	RW-EYQ14T9	RW-EYQ14T9	RW-EYQ14T9	RW-EYQ14T9
Capacity	Nominal Cooling	kW	100.5			107.0			113.5			120		
	Nominal Heating	kW	112.5			120.0			127.5			135		
η _{s,c}	Seasonal Efficiency Cooling	%	352.30			338.80			341.40			332.90		
η _{s,h}	Seasonal Efficiency Heating	%	438.50			419.40			404.40			391.20		
Dimensions	Height	mm	980	980	980	980	980	980	980	980	980	980	980	
	Width	mm	767	767	767	767	767	767	767	767	767	767	767	
	Depth	mm	560	560	560	560	560	560	560	560	560	560	560	
Weight		kg	185	185	185	185	185	185	185	185	185	185		
Electrical Details	Power Supply	Phase /Hz/v	3ph / 50 / 400			3ph / 50 / 400			3ph / 50 / 400			3ph / 50 / 400		
	Running Current	amps	10	10	10	10	10	12.6	10	12.6	12.6	12.6	12.6	
	Starting Current	amps	4	4	4	4	4	4	4	4	4	4	4	
	Fuse Rating	amps	25	25	25	25	25	25	25	25	25	25	25	
Refrigerant Circuit	Refrigerant Type		R410A			R410A			R410A			R410A		
	Refrigerant Charge	kg	9.6	9.6	9.6	9.6	9.6	9.6	9.6	9.6	9.6	9.6		
	Additional Charge	kg	data book			data book			data book			data book		
Sound Power		dBA	72.0	72.0	72.0	72.0	72.0	74.0	72.0	74.0	74.0	74.0	74.0	
Sound Pressure		dBA	56.0	56.0	56.0	56.0	56.0	58.0	56.0	58.0	58.0	58.0	58.0	
Piping Limits	Maximum Length	m	165			165			165			165		
	Maximum Vertical Rise	m	50m if outdoor above IU / 40m if outdoor below IU			50m if outdoor above IU / 40m if outdoor below IU			50m if outdoor above IU / 40m if outdoor below IU			50m if outdoor above IU / 40m if outdoor below IU		
Piping Connections	Liquid	inch (mm)	3/4 (19.1)			3/4 (19.1)			3/4 (19.1)			3/4 (19.1)		
	Gas Heat Pump	inch (mm)	1 5/8 (41.3)			1 5/8 (41.3)			1 5/8 (41.3)			1 5/8 (41.3)		
	Gas Heat recovery	inch (mm)	1 5/8 (41.3)			1 5/8 (41.3)			1 5/8 (41.3)			1 5/8 (41.3)		
	Discharge (HR only)	inch (mm)	1 1/8 (28.6)			1 3/8 (34.9)			1 3/8 (34.9)			1 3/8 (34.9)		
	Drain	Outlet	14mm OD / 10mm ID per module			14mm OD / 10mm ID per module			14mm OD / 10mm ID per module			14mm OD / 10mm ID per module		
	Water	Inlet & Outlet	ISO 228 - G1 1/4 B External thread - Per module			ISO 228 - G1 1/4 B External thread - Per module			ISO 228 - G1 1/4 B External thread - Per module			ISO 228 - G1 1/4 B External thread - Per module		
Capacity	VRV Indoor units	%	50-130			50-130			50-130			50-130		
Index Limit	HR VRV I/U & HT Hydrobox	%	50-150			50-150			50-150			50-150		
Maximum Number of Connected Indoor Units			64			64			64			64		
Trade Condensing Unit Price			£31,167.00			£32,810.00			£34,453.00			£36,096.00		

Notes:

The VRV IV W+ Water Cooled system is supplied as a common unit and can be used in either heat pump and heat recovery modes, from size 8 to 42 all using a three phase power supply. The system is fully compatible with the full range of existing VRV fan coils and controls packages. It should be installed in a plant room.

R-410A

BS-Q-A

VRV IV+ Branch Selector Boxes – Heat Recovery

The VRV IV+ Heat Recovery series has a range of BS boxes, designed to offer unrivalled flexibility, enabling you to install and adapt the systems in as little time, effort and cost as possible.

Main features:

- › Unlimited unused ports
- › Smaller, lighter and quieter than comparable products
- › Fan coils up to 140 class can be attached to a single port

All VRV IV+ Heat Recovery, VRV III-Q replacement and Water Cooled VRV (RWEYQ-T9) now use VRV IV+ Multi Boxes.



Single Boxes for VRV IV+ Heat Recovery (REYQ-U / RWEYQ-T9 / RQEQ-P3)			Single Boxes		
			BS1Q10A	BS1Q16A	BS1Q25A
Dimensions	H x W x D	mm	207 x 388 x 326		
Weight		kg	12	12	15
Total Indoor Capacity			15 ~ 100	101 ~ 160	161 ~ 250
Number of Fan Coil Units			6	8	8
Electrical Details	Power Supply	Phase / Hz / V	1 / 50 / 230		
	Power Input	kW	0.005		
	Fuse Rating	amps	5		
Piping Limits	Level Difference	m	data book		
	Maximum Length	m	data book		
Piping Connections Indoor	Liquid	inch (mm)	3/8 (9.5)	3/8 (9.5)	3/8 (9.5)
	Gas	inch (mm)	5/8 (15.9)	5/8 (15.9)	7/8 (22.2)
Piping Connections Outdoor	Liquid	inch (mm)	3/8 (9.5)	3/8 (9.5)	3/8 (9.5)
	Suction	inch (mm)	5/8 (15.9)	5/8 (15.9)	7/8 (22.2)
	Discharge	inch (mm)	1/2 (12.7)	1/2 (12.7)	3/4 (19.1)
Trade Accessory Price			£442.00	£485.00	£558.00

Multi Boxes for VRV IV+ Heat Recovery (REYQ-U / RWEYQ-T9 / RQEQ-P3)			Multi Boxes					
			BS4Q14AV1B	BS6Q14AV1B	BS8Q14AV1B	BS10Q14AV1B	BS12Q14AV1B	BS16Q14AV1B
Dimensions	H x W x D	mm	298 x 370 x 430	298 x 580 x 430		298 x 820 x 430		298 x 1060 x 430
Weight		kg	17	24	26	35	38	50
Branches per box			4	6	8	10	12	16
Capacity index of each branch			140 or less					
Number of Fan Coil Units per branch			5 per branch					
Total Indoor Capacity Index			400 or less	600 or less	750 or less			
Total number of Fan Coil units per box			20	30	40	50	60	64
Electrical Details	Power Supply	Phase / Hz / V	1 / 50 / 230					
	Power Input	kW	0.043	0.064	0.086	0.107	0.129	0.172
	Fuse Rating	amps	5	5	5	5	5	5
Piping Limits	Level Difference	m	Data Book					
	Maximum Length	m	Data Book					
Piping Connections Indoor	Liquid	inch (mm)	3/8 (9.5)	3/8 (9.5)	3/8 (9.5)	3/8 (9.5)	3/8 (9.5)	3/8 (9.5)
	Gas	inch (mm)	5/8 (15.9)	5/8 (15.9)	5/8 (15.9)	5/8 (15.9)	5/8 (15.9)	5/8 (15.9)
Piping Connections Outdoor	Liquid	inch (mm)	3/8 (9.5)	1/2 (12.7)	1/2 (12.7)	5/8 (15.9)	5/8 (15.9)	3/4 (19.1)
	Suction	inch (mm)	7/8 (22.2)	1 1/8 (28.6)	1 1/8 (28.6)	1 1/8 (28.6)	1 1/8 (28.6)	1 3/8 (34.9)
	Discharge	inch (mm)	3/4 (19.1)	3/4 (19.1)	3/4 (19.1)	1 1/8 (28.6)	1 1/8 (28.6)	1 1/8 (28.6)
Trade Accessory Price			£2,017.00	£2,761.00	£3,631.00	£4,365.00	£5,349.00	£6,511.00

Accessories:

Accessory Ref	Description	Trade Price
KHRP26A250T	Junction pipe kit to link two Multi BS ports to connect 20 and 25kW fan coils	£367.00
KHFP26M224	Stop valve kit for multi BS box future expansion without refrigerant recovery	£119.00
KHFP26A100C	Pipe closing kit for unused ports	£58.00
EKBSVQLNP	Sound reduction kit for single BS box	£106.00
KDDN26A4	Sound reduction kit for 4 ports BS box	£1,543.00
KDDN26A8	Sound reduction kit for 6-8 ports BS box	£1,822.00
KDDN26A12	Sound reduction kit for 10-12 ports BS box	£2,099.00
KDDN26A16	Sound reduction kit for 16 ports BS box	£2,379.00

VRV Accessories

VRV IV+ Branch Selector Boxes with Pre-fitted Valves


One of the main benefits of the Daikin VRV multi BS boxes is the flexibility they offer when changing the layout of the system to cater for the changing tenant needs on a building.

To further increase the flexibility of the BS boxes, we now offer the full range of multi BS boxes with **pre-fitted valves**. Having valves pre-installed on the boxes can save considerable time and effort on site.

Pre-installed valves allow:

- > Indoor units to be added without altering system pipework
- > New units can be added without having to remove refrigerant from the rest of the system
 - Avoid having to pump down / vac out / recharge the whole system
 - Saves many hours when altering systems

Note: Providing index is not increased above the next pipework threshold or the BS box index limit.



Model No	UK.BS4Q14AV1/FSV	UK.BS6Q14AV1/FSV	UK.BS8Q14AV1/FSV	UK.BS10Q14AV1/FSV	UK.BS12Q14AV1/FSV	UK.BS16Q14AV1/FSV
No. of Ports	4	6	8	10	12	16
Original Depth	mm 430					
Original Weight	kg 17	kg 24	kg 26	kg 35	kg 38	kg 50
Weight with Valves*	kg 22	kg 31	kg 34	kg 45	kg 49	kg 64
BS Box Price	£2,017.00	£2,761.00	£3,631.00	£4,365.00	£5,349.00	£6,511.00
Valve Modification Price**	£324.00	£470.00	£616.00	£770.00	£919.00	£1,178.00

* Approx

** Not subject to standard trade discount

R-410A

RXYSQ, RXYQ, RYYQ, REYQ, RWEYQ

VRV Condensing Unit Refnet Joints



Refnet Header



Refnet Joint

For Outdoor Units	2-Pipe System Refrigerant Sizing between Refnet Joints and Indoor/Outdoor Units RXYSQ / RXYQ / RYYQ / RWEYQ				Trade Price	
	Total Capacity of Indoor Units	Liquid Pipe (inch)	Suction Pipe (inch)	Refnet Selection		
RXYSQ-A	Below 32	1/4	3/8	KHRQ22M20TA	£59.00	
	32 to 100	1/4	1/2	KHRQ22M20TA	£59.00	
	Above 100	3/8	5/8	KHRQ22M20TA	£59.00	
RXYSQ / RXYSQ4-6T	Below 62.5	1/4	1/2	KHRQ22M20T	£35.00	
	62.5 to 162.5	3/8	5/8	KHRQ22M20T	£35.00	
RXYQ-U / RYYQ8-54U / RWEYQ8-42T9	Below 150	3/8	5/8	KHRQ22M20T	£35.00	
	150 to below 200	3/8	3/4	KHRQ22M20T	£35.00	
	200 to below 290	3/8	7/8	KHRQ22M29T9	£44.00	
	290 to below 420	1/2	1 1/8	KHRQ22M64T	£45.00	
	420 to 639	5/8	1 1/8	KHRQ22M64T	£45.00	
	640 and above	Please contact your local sales office for selection			KHRQ22M75T	£61.00
				Refnet Header - For capacity index smaller than 290	KHRQ22M29H	£149.00
				Refnet Header - For capacity index 290 up to 639	KHRQ22M64H	£183.00
				Refnet Header - For capacity index 640 and larger	KHRQ22M75H	£239.00
				Condensing Unit Branch Kit - 2 Module RXYQ, RYYQ, RWEYQ	BHFQ22P1007	£100.00
				Condensing Unit Branch Kit - 3 Module RXYQ, RYYQ	BHFQ22P1517	£201.00
				Condensing Unit Branch Kit - 2 Module RXYQQ	BHFP22P36C	£124.00
				Condensing Unit Branch Kit - 3 Module RXYQQ	BHFP22P54C	£250.00

For Outdoor Units	3-Pipe System Refrigerant Sizing between Refnet Joints and Indoor/Outdoor Units REYQ / RWEYQ				Trade Price	
	Total Capacity of Indoor Units	Liquid Pipe (inch)	Discharge Pipe (inch)	Suction Pipe (inch)		Refnet Selection
RWEYQ8-42T9 / REYQ-U	Below 150	3/8	1/2	5/8	KHRQ23M20T	£51.00
	150 to below 200	3/8	5/8	3/4	KHRQ23M20T	£51.00
	200 to below 290	3/8	3/4	7/8	KHRQ23M29T9	£69.00
	290 to below 420	1/2	3/4	1 1/8	KHRQ23M64T	£74.00
	420 to 639	5/8	1 1/8	1 1/8	KHRQ23M64T	£74.00
640 and above	Please contact your local sales office for selection			KHRQ23M75T	£93.00	
				Refnet Header - For capacity index smaller than 290	KHRQ23M29H	£207.00
				Refnet Header - For capacity index 290 up to 639	KHRQ23M64H	£249.00
				Refnet Header - For capacity index 640 and larger	KHRQ23M75H	£350.00
				Condensing Unit Branch Kit - 2 Module REYQ, RWEYQ	BHFQ23P907	£189.00
				Condensing Unit Branch Kit - 3 Module REYQ, RWEYQ	BHFQ23P1357	£383.00
				Condensing Unit Branch Kit - 2 Module RQEQ	BHFP26P36C	£214.00
				Condensing Unit Branch Kit - 3 Module RQEQ	BHFP26P63C	£436.00
				Condensing Unit Branch Kit - 4 Module RQEQ	BHFP26P84C	£576.00

VRV Accessories

Mini Building Management System



User friendly

- › Intuitive user interface
- › Visual layout view and direct access to indoor unit main functions
- › All functions directly accessible via touch screen or via web interface



Flexibility in size
From 64 up to an infinite number
of groups



Smart energy management

- › Monitoring if energy use is according to plan
- › Helps to detect origins of energy waste
- › Powerful schedules guarantee correct operation throughout the year
- › Save energy by interlocking A/C operation with other equipment such as heating

Flexibility

- › Cross-pillar integration (heating, air conditioning, applied systems, refrigeration, air handling units)
- › BACnet protocol for 3rd party products integration
- › I/O for integration of equipment such as lights, pumps etc. on WAGO modules
- › Modular concept for small to large applications
- › Control up to 512 indoor unit groups via one ITM and combine multiple ITM via the web interface

Easy servicing and commissioning

- › Remote refrigerant containment check preventing on-site visit
- › Simplified troubleshooting
- › Save time on commissioning thanks to the pre-commissioning tool
- › Auto registration of indoor units



Plug & Play



Split



Sky Air



VRV



Fan coils



Chillers and AHU



Refrigeration

Functions overview



Management

- › Web access (via HTML5)
- › Power Proportional Distribution (option)
- › Operational history (malfunctions, operation hours, ...)
- › Smart energy management
 - monitor if energy use is according to plan
 - detect origins of energy waste
- › Setback function
- › Sliding temperature

Control

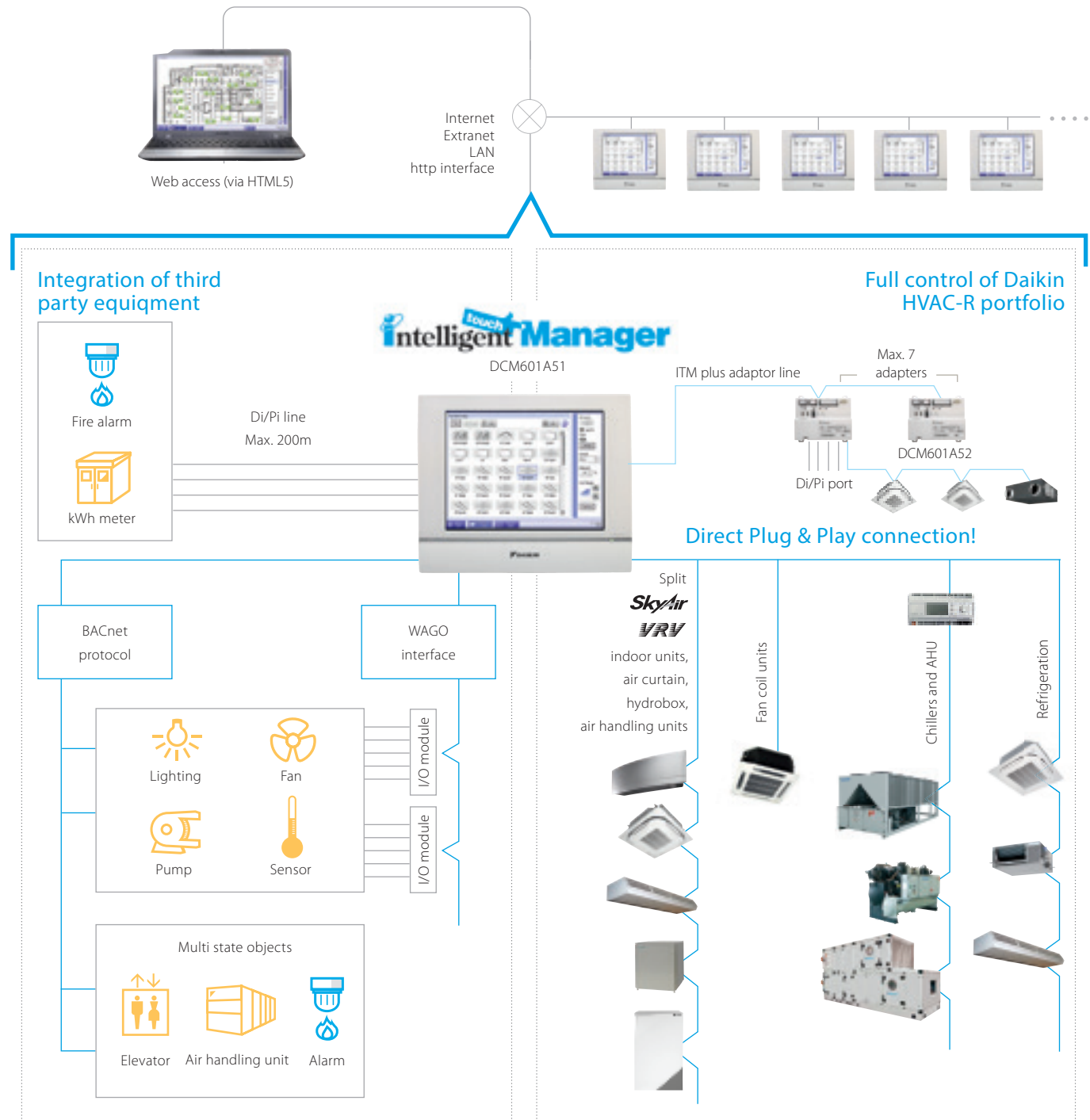
- › Individual control
- › Schedule setting (weekly schedule, yearly calendar, seasonal schedule)
- › Interlock control
- › Setpoint limitation
- › Temperature limit

Connectable to

- › DX Split, Sky Air, VRV
- › Chillers (via POL638.70 controller)
- › Daikin AHU
- › Fan coils
- › Daikin Altherma Flex type
- › LT and HT hydroboxes
- › Air curtains
- › WAGO I/O, AO and PI
- › BACnet protocol
- › WAGO Interface

VRV Accessories

System Overview



PMS Interface DCM010A51

Hotel Interface Connecting Daikin HVAC with Oracle Property Management Systems

Features

- › User-friendly interface for easy front desk support in hotels, conference centres, etc.
- › Compatible with Oracle Opera PMS (formerly known as Micros Fidelio)
- › Automated push of indoor unit settings based on the Opera PMS Check-In and Check-Out commands
- › Energy-saving thanks to the possibility to limit temperature setpoint
- › Up to five customised operation profiles based on weather conditions
- › Available in 23 languages
- › Up to 2,500 units / rooms can be managed



Room view showing room status: check-in, check-out, pre-heating / cooling status, room temperature and A/C status

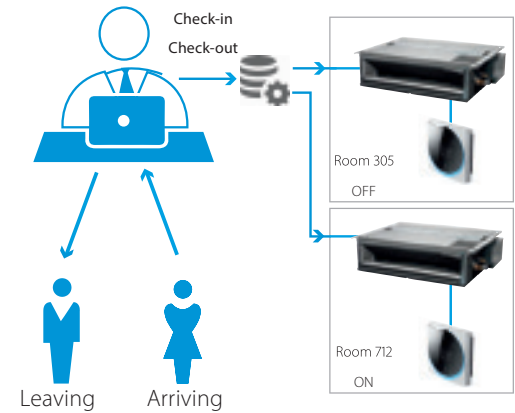
HVAC settings can be easily observed and changed by the reception desk

Multiple room types (bed-room, meeting room, ...) can be defined with customised A/C settings for each type

Hotel case example:

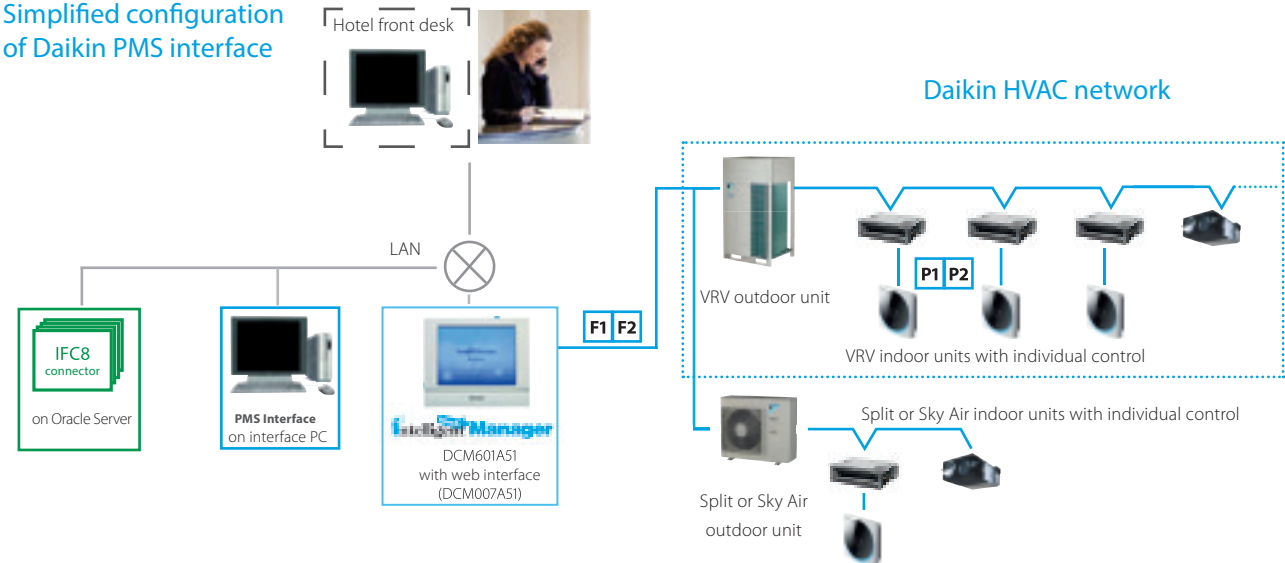
- › On check-in the HVAC for the room is automatically switched on
- › On check-out the HVAC for the room is automatically switched off
- › Improved hotel customer experience by pre-heating / cooling of booked rooms

Hotel front desk



Check-Out room 305 Check-In room 712

Simplified configuration of Daikin PMS interface









VRV Accessories

Centralised Control Solutions



Model	Description	Trade Price
 DCM601A51	I-Touch manager central touch screen controller, with integral web server and email function	£2,942.00
 DCM601A52	I-Touch manager Expansion Module for up to 64 fan coil units and 4 x kWh Meters	£923.00
 DCM002A51	Proportional Power Distribution add-on for I-Touch manager. Provides ability for tenant billing	£2,293.00
 DCM007A51	HTTP open protocol software for BMS Integration	£1,219.00
 DCM008A51	Energy Navigator Software for I-Touch manager. For on screen energy monitoring	£3,567.00
 DCM009A51	BACNet Client protocol for controlling & monitoring 3rd party products	£1,567.00



Model	Description	Trade Price
 DCM010A51	PMS Interface software for Opera check-in system	£2,765.00
 DCS302A52	Adaptor PCB for external on/off control of I-Touch controller and I-Touch Manager	£135.00
 DTA103A51	Adaptor PCB for on/off control of external device from I-Touch controller and I-Touch manager	£399.00
 WAGO Interface System	Modular interface system for connection to 3rd Party devices such as lights, pumps, PIR sensors, access card readers, etc. Enables the iTM to control external devices and provide customised interlocks for automation and energy saving logic	POA
 UK.ITM/R32/LEAKDE	R32 leak detection alarm output panel	£695*
 UK.IAMC	Leak detection alarm buzzer and lamp panel for mounting in a central building supervisor location	£482.00
 UK.IMAN/CONFIG1	I-Manager Off site configuration per FCU	£7.00
 UK.IMAN/CONFIG2	I-Manager Off site configuration & graphical layout per FCU. (Allow 4 weeks from order to delivery)	£10.00
 UK.FS1	On site commissioning for PPD or Energy Navigator Software	£619.00
 UK.IMAN/SITE TRAIN	On Site customer training for I Touch Manager System	£619.00

* Trade Price - No discount will be applied



VRV Accessories

Centralised Control Solutions

Intelligent touch Controller











Model	Description	Trade Price
	DCS601C51 Intelligent touch controller for up to 64 fan coil units	£2,476.00
	KJB411A Recessed Fixing box for I-Touch controller	£89.00
	DCS302A52 Adaptor PCB for external on/off control of I-Touch controller and I-Touch Manager	£135.00
	DTA103A51 Adaptor PCB for on/off control of external device from I-Touch controller and I-Touch manager	£399.00
	DCS007A51 HTTP open protocol software for BMS integration	£1,219.00
	UK.IC Config I-Touch controller - off site configuration charge (please contact your sales office for info/prices)	POA











Intelligent Tablet Controller

Model	Description	Trade Price
	DCC601A51 Intelligent Tab Controller, with I/O module and power supply unit	£768.00
	AL-CCD07-VESA-1 Intelligent Tab Controller wired screen c/w holder	£738.00

VRV Accessories

Control and BMS Interfaces (supplied separately)

VRV Control and BMS Interfaces											
	KRP2A52	KRP4A53	RTD-NET	RTD-10		RTD-20	RTD-HO	KLIC-DI	DMS504B51	DMS502A51	EKMBDXB
Interface Method	System	Unit/Group	Unit/Group	Unit/Group		Unit/Group	Unit/Group	Unit/Group	System	System	System
Control Protocol	Daikin	Daikin	Modbus	Modbus	-	Modbus	Modbus	KNX	LONWorks	BACnet	Modbus
0-10 Volt control	-	-	-	-	✓	✓	-	-	-	-	-
Resistance control	✓	✓	-	-	✓	✓	-	-	-	-	-
Control Functions											
On/Off	✓	✓	✓	✓	✓	✓	✓	✓	✓	✓	✓
SetPoint	✓	✓	✓	✓	✓	✓	✓	✓	✓	✓	✓
Operating Mode	-	-	✓	✓	✓	✓	✓	✓	✓	✓	✓
Fan Speed	-	-	✓	✓	✓	✓	✓	✓	✓	✓	✓
Louver Setting	-	-	✓	✓	✓	✓	✓	✓	-	✓	✓
VAM Damper control	-	-	✓	✓	✓	✓	-	-	-	-	-
Control Prohibit / Restrict settings	-	-	✓	✓	✓	✓	✓	-	✓	✓	✓
Temperature SetPoint Limits	-	-	✓	✓	-	✓	✓	✓	-	-	✓
Scene Creation	-	-	-	-	-	-	-	✓	-	-	-
Monitoring Functions											
On/Off	✓	✓	✓	✓	-	✓	✓	✓	✓	✓	✓
Temperature Set Point	-	-	✓	✓	-	✓	✓	✓	✓	✓	✓
Operating Mode	-	-	✓	✓	-	✓	✓	✓	✓	✓	✓
Thermostat On	-	-	✓	✓	✓	✓	✓	-	✓	✓	✓
Fan Operation	-	-	✓	✓	-	✓	✓	✓	✓	✓	✓
Louvre Position	-	-	✓	✓	-	✓	✓	✓	-	✓	✓
Fault	✓	✓	✓	✓	✓	✓	✓	✓	✓	✓	✓
Fault Code	-	-	✓	✓	-	✓	✓	✓	✓	✓	✓

VRV Control and BMS Interfaces										
	KRP2A52	KRP4A53	RTD-NET	RTD-10	RTD-20	RTD-HO	KLIC-DI	DMS504B51	DMS502A51	EKMBDXB

Monitoring Functions (continued)

Remote Controller temperature	-	-	✓	✓	-	✓	✓	-	✓	✓	✓
Remote Controller Mode	-	-	✓	✓	-	✓	✓	-	-	-	-
Number of Units	-	-	✓	✓	-	✓	✓	-	-	-	-
Return Air Temperature (Average/Min/Max)	-	-	✓	✓	-	✓	✓	-	✓	✓	-
Coil In/Out temperature	-	-	✓	✓	-	✓	✓	-	-	-	-
Filter Alarm	-	-	✓	✓	-	✓	✓	✓	✓	✓	✓
Defrost Operation	-	-	✓	✓	✓	✓	✓	-	-	-	✓

Integral Functions (BMS system not req'd)

Temperature Set Back	-	-	-	-	-	✓	✓	-	-	-	-
Temperature Setpoint Limitation	-	-	-	✓	✓	✓	✓	-	-	-	-
Key Card + Window Contact	-	-	-	-	-	✓	✓	-	-	-	-
Heating Interlock	-	-	-	✓	✓	-	-	-	-	-	-
Run / Standby	-	-	-	-	✓	-	-	-	-	-	-

Prices

Interface	KRP2A52	KRP4A53	RTD-NET	RTD-10	RTD-20	RTD-HO	KLIC-DI	DMS504B51	DMS502A51	EKMBDXB
Trade Price	£232.00	£87.00	£215.00	£275.00	£297.00	£275.00	£243.00	£1,527.00	£4,906.00	£2,577.00

Associated Items

Mounting Box (FXFO, FXCQ, FXZQ, FXUQ, FXHQ, FXDQ, FXAQ)	UK.FB2	UK.FB2	UK.FB2	UK.FB2	UK.FB2	UK.FB2	-	-	-	-
Trade Price	£30.00	£30.00	£30.00	£30.00	£30.00	£30.00	-	-	-	-
Expansion PCB for additional unit connection	-	-	-	-	-	-	-	-	DAM411B51	-
Trade Price	-	-	-	-	-	-	-	-	£1,145.00	-
Pulse input PCB for kWh meter input	-	-	-	-	-	-	-	-	DAM412B51	-
Trade Price	-	-	-	-	-	-	-	-	£611.00	-

Monitor and control your systems, no matter where you are

Daikin Cloud Solutions



Daikin Cloud Solutions offer three distinct cloud-based control and monitoring solutions to suit the type of equipment installed.

Utilising enhanced control, monitoring and prediction logic, Daikin Cloud Solutions offer real-time data to help identify cost-saving opportunities, increase the lifetime of your equipment and reduce the risk of unexpected issues.

	iTab Cloud	Daikin Cloud Service	Daikin on Site
Hardware			
Compatible systems	VRV, Sky Air, Splits, Air curtains & VAM units	VRV, Sky Air, Splits, Air curtains, VAM units, hydrobox & Mod L-Smart	Chiller & Modular AHU
Minimum Hardware	iTab controller (DCC601A51)	iTab controller (DCC601A51) or Intelligent Touch Manager (DCM601A51) & Security gateway	DoS Modem or Customer supplied ethernet connection
Connection to cloud	Customer supplied ethernet connection	Customer supplied ethernet connection or optional Daikin supplied 4G router (Sim card supplied)	Daikin supplied Sim card for insertion into DoS Modem
Optional hardware	Local ethernet screen (AL-CCD07-VESA-1)	4G router for cloud connection (Router required if remote access to iTM required)	N/A
Applications			
Typical Applications	Retail / Domestic	Hotel / Offices / Commercial / Educational	Hotel / Offices / Commercial / Educational
Typical installation size	Small	Medium / Large	Medium / Large
Features			
Day to Day control of system	Yes - Package A	Yes if Daikin supplied 4G router, else no.	Yes
Automatic control features*	Scheduling & Interlock control	Scheduling, Interlock control, Setback, Heat/Cool Changeover & Fabric Protection	None
Multi-Installation benchmarking	Yes - Package A	No	No
Energy Data reporting	Yes - Package A	Yes	Yes - requires additional kWhr meter to be installed
End of year system report	No	Yes	No
Fault reporting via Cloud interface &/or email	Yes - Package A	Yes	Yes
Fault prediction via Cloud interface &/or email	Yes - Package B	Yes	No
Indoor unit operation data	Yes - Package B	Yes	No
Outdoor unit operation data	Yes - Package B	Yes	Yes

* Requires access to Day to Day control.

Remote control and energy visualisation

Puts you in the driving seat of your energy management

- ✓ Control and monitor your premises, wherever you are
- ✓ Centralised control and monitoring of all your premises
- ✓ Check errors remotely without having to go on-site
- ✓ Visualise energy consumption and reduce energy waste by comparing different premises

Remote support and diagnostics

Daikin specialist supervision, so you can focus on your core business

- ✓ Early warning of system deviations to maximise system uptime and avoid emergency repairs**
- ✓ Service providers have access to operational data, so they arrive prepared
- ✓ Remote expert assistance in case of errors

Flexible solution

Manage your premises according to your needs, using a local control or remotely via Daikin Cloud Solutions, or a combination of both.

Control*, no matter where you are


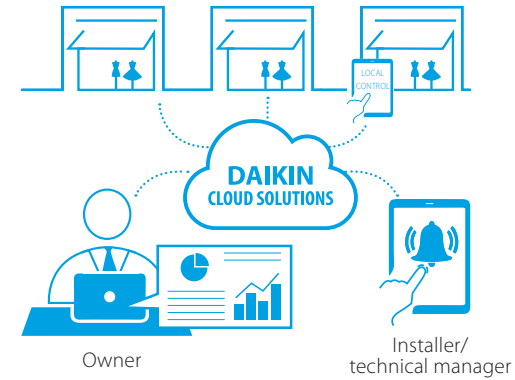
Daikin Cloud Solutions gives you full control of one or more premises wherever you are, using your PC, tablet or smartphone.

Predictive logic for VRV to prevent breakdowns

The operational data is continuously analysed by Daikin algorithms to predict potential failures and avoid unexpected costs.

Multi-site monitoring

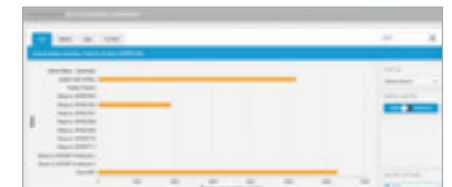
From one to an infinite number of sites



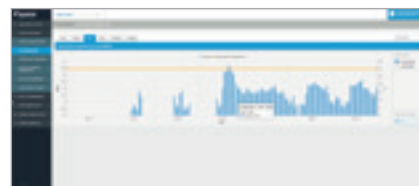
1. Monitor and control your system



2. Compare energy use with target



3. Compare energy use from multiple sites



4. Detailed energy consumption follow up



5. Follow up of alarm and fault prediction

* Remote Control function via Daikin Cloud Service only available for sites with an Intelligent Tablet controller
 ** Only available for VRV systems

iTab Cloud		
Model	Description	Trade Price - No discount will be applied
SV0630017	Package A - 2 years initial fee	£216.00
SV0630023	Package A - 5 years initial fee	£480.00
SV0630039	Package A - 7 years initial fee	£625.00
SV0630045	Package A - 10 years initial fee	£910.00
UK.FS1	Optional commissioning assistance	£619.00

Packages including operational data and fault notification items A & B are also available. Please ask your sales engineer for details.

Following the end of the initial period, the contract reverts to an annual online renewal.

Daikin Cloud Service		
Description		Trade Price - No discount will be applied
Secure gateway - for client supplied ethernet connection when using Intelligent Touch Manager		POA
Secure gateway c/w 4G router - for day to day control when using Intelligent Touch Manager		POA
UK.FS.DCS/S-SCRIPT	Annual Subscription Fee per SITE [based on one ITM]	£529.00
UK.FS.DCS/PACKAGE1	Annual Service Licence Fee per system	£165.00

The site fee is due annually, along with the fee per system installed on the site.

Daikin on Site		
Model	Description	Trade Price - No discount will be applied
UK.FS.DOS/Premium	DoS Premium Version (Access per Chiller or AHU)	£400.00
UK.FS.DOS/Partner	DoS Partner Version (Access per Chiller or AHU)	£245.00
UK.FS.DOS/INSTALL	One off cost per Chiller for installation of Modem if not undertaken at commissioning or existing unit	£360.00
UK.FS.DOS/MODEM	One off cost per Chiller for Modem if Option 155 (DoS Modem) not factory mounted If LAN available on site Modem not required	£265.00



Always up-to-date and in control

Daikin Cloud Solutions use standard web browsers, so are suitable for any web-compatible devices and operate in real time. Users log in to the Daikin Cloud Solutions portal to access plant information without any need for special cables or extra software.



Operational data insights deliver long-term savings

The main benefit of the Daikin Cloud Solution is that both your system data and process data are collected and stored centrally during the system's lifecycle. The data is available whenever needed to make evaluations and to provide valuable information about the system's operating state, reliability and efficiency.

Daikin Cloud Service is the ideal tool for optimising maintenance and operating costs long term, and for giving you a documented view of your system's capacity requirements.



High security

You can trust Daikin Cloud Solutions to be secure in all aspects such as data privacy, data transport and storage security.

- › Data transport is encrypted (HTTPS) to prevent wiretapping and man-in-the-middle attacks
- › Data privacy conforming to EU/GDPR
- › Data storage within EEA

VRV Accessories

VRV Wi-Fi adapter



Wi-Fi adapter

Provide your customers with enhanced control of their air conditioning systems with the Daikin Wi-Fi adapter and free downloadable App for smartphone or tablet.

Benefits:

Manually and automatically control the environment using your smartphone.

From switching between heat and cooling, setting the required temperature and fan speed, setting minimum comfort levels and time clocking your air conditioning, the climate will be maintained to meet your requirements.

- › **Multiple users** – Each user can be given their own account and allocated unit(s). Users can even share access to the same unit(s).
- › **Voice control** – Control your air conditioning via Google Assistant or Amazon Alexa voice control device.

*Broadband internet connection, Wi-Fi connection or Mobile data connection required.

Note: Also compatible with Sky Air units.

Features:

Basic Operations

- › On/Off
- › Operation mode
- › Air flow direction
- › Time clocking
- › Set point & room temperature
- › Fan speed


Multiple schedules can be created to time clock rooms or zones. This permits multiple units to be controlled to the required conditions automatically.

In the event of an operational issue, the error and associated code will be displayed, to aid in the reinstatement of your system.

The group control function allows for individual control of each room and control of the property as a whole.

An unlimited number of rooms and multiple properties can be controlled by a single account.


Indication of the ambient temperature and a weather forecast for the locale surrounding the property allows the user to adjust the system settings to meet their requirements.

Model	Description	Trade Price
AZA16WSCDK1	 Wi-Fi adapter to connect to on-line server* One adapter required per fan coil unless group control of connected fan coils required, then one adapter per group	£247.00

*No annual charge is required to access this service.

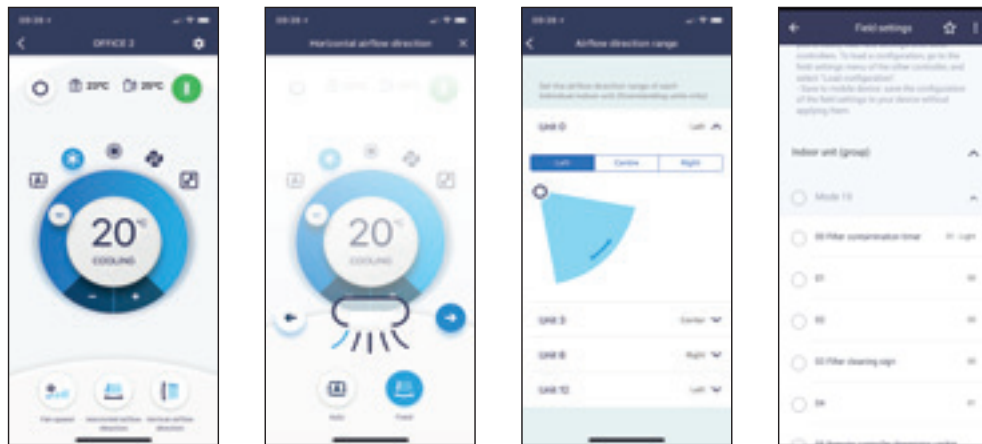
VRV Accessories

Wired remote controller: user-friendly, touch screen, premium design



Madoka
Wired Remote Controller

- › Sleek and elegant design
- › Intuitive touch button control
- › 2 display view: standard and detailed
- › Access to basic function (on/off, mode, setpoint, fan speed, louvres, filter sign & reset, error & code)
- › 3 colours to match any interior design
- › Compact, only 85x85mm
- › Real time clock with auto update to daylight saving time



Access advanced settings via your smartphone

A series of energy-saving functions that can be individually selected

- › Temperature range limit
- › Setback function
- › Presence & floor sensor setting
- › KWh indication⁽²⁾
- › Set temperature auto reset
- › Off timer

Temperature range limit avoids excessive heating or cooling

Save energy by constraining the lower temperature limit in cooling and upper temperature limit in heating mode.

kWh indication keeps track of your consumption

The kWh indication shows an indicative electricity consumption of the last day/month/year.

Other functions

- › Up to 3 independent schedules can be set, so the user can easily change the schedule throughout the year (i.e. summer, winter, midseason)
- › Possibility to individually restrict menu function
- › Selection of quiet mode functions⁽¹⁾

(1) Only available on RZAG*, RZASG*, RZQG*, RZA-D

(2) For Sky Air FBA, FCAG and FCAHG pair combinations only



Cost-effective solution for infrastructure cooling applications









- › Only in combination with RZAG* / RZQG*
- › Duty rotation


After a certain period of time, the operating unit will go into standby and the standby unit will take over, increasing lifetime of the system
Rotation interval can be set from 6h, 12h, 24h, 72h, 96h, weekly

- › Back-up operation: if one unit fails, the other unit will automatically start



VRV Accessories

Remote Controllers (supplied loose)

VRV Remote Control Options	Model	Description	Related Fan Coil	Trade Price
Hard Wired Controllers				
	BRC1H52W	Wired touch screen remote controller - White	All	£105.00
	BRC1H52S	Wired touch screen remote controller - Silver	All	£110.00
	BRC1H52K	Wired touch screen remote controller - Black	All	£114.00
	UK.BRC1H/BRA/POL	Metal clad Madoka remote controller - Polished Brass	All	£239.00
	UK.BRC1H/CHR/POL	Metal clad Madoka remote controller - Polished Chrome	All	£239.00
	UK.BRC1H/CHR/BRU	Metal clad Madoka remote controller - Brushed Chrome	All	£239.00
	BRC1E53A	Wired remote controller with full text menu, Energy features and 7 Day Time Clock	All	£116.00
	BRP7A51 and UK.FB2	Digital input adaptor for Key card and Window switch contacts with programmable logic	For use with Simplified controllers	£107.00

VRV Remote Control Options	Model	Description	Related Fan Coil	Trade Price
Infra Red Controllers				
	BRC4C61	Wireless remote controller (Heat Pump)	FXKQ-MA	£177.00
	BRC4C62	Wireless remote controller (Heat Pump)	FXDQ-M9	£177.00
	BRC4C65	Wireless remote controller (Heat Pump)	FXMQ-P7, FXLQ-P, FXNQ-A, FXDQ-A, FXSQ-A, FXMQ-MB	£200.00
	BRC7C58	Wireless remote controller (Heat Pump)	FXUQ-A	£200.00
	BRC7C52	Wireless remote controller (Heat Pump)	FXCQ-A	£200.00
	BRC7EA628	Wireless remote controller (Heat Pump)	FXAQ-A	£170.00
	BRC7EA630	Wireless remote controller (Heat Pump)	FXAA-A	£170.00
	BRC7F530W	Wireless remote controller (Heat Pump) for White Ceiling Decoration Panel	FXZQ-A, FXZA-A + BYFQ60CW	£200.00
	BRC7F530S	Wireless remote controller (Heat Pump) for Silver Ceiling Decoration Panel	FXZQ-A, FXZA-A + BYFQ60CS	£200.00
	BRC7EB530W	Wireless remote controller (Heat Pump) for Old Style Decoration Panel	FXZQ-A, FXZA-A + BYFQ60B3	£200.00
	BRC7FA532F	Wireless remote controller (Heat Pump) White Panels *NOT compatible with self cleaning panel	FXFQ-B + FXFA-A	£200.00
	BRC7FA532FB	Wireless remote controller (Heat Pump) Black Panels *NOT compatible with self cleaning panel	FXFQ-B + FXFA-A	£200.00
	BRC7FB532F	Wireless remote controller (Heat Pump) White designer panel	FXFQ-B, FXFA-A	£133.00
	BRC7FB532FB	Wireless remote controller (Heat Pump) Black designer panel	FXFQ-B, FXFA-A	£133.00
	BRC7G53	Wireless remote controller (Heat Pump)	FXHQ-A	£200.00

Madoka Shrouds

	UK.BRC1H52/SHR/WHT	White wall shroud for Madoka remote controller	BRC1H52W, BRC1H52S & BRC1H52K	£23.00
	UK.BRC1H52/SHR/BLK	Black wall shroud for Madoka remote controller		£23.00

Sold at listed price. No discounts will apply.

VRV Accessories

Fan Coil Accessories (supplied separately)

Model	Description	Related Unit	Trade Price
 BYCQ140EGF	Roundflow cassette decoration panel - white with self cleaning filter	FXFQ-B, FXFA-A	£405.00
BYCQ140EW	Roundflow cassette decoration panel - white with white louvres	FXFQ-B, FXFA-A	£210.00
BYCQ140EB	Roundflow cassette decoration panel - black	FXFQ-B, FXFA-A	£205.00
BYCQ140EGFB	Roundflow cassette decoration panel - black with self cleaning filter	FXFQ-B, FXFA-A	£445.00
 BYCQ140EP	Roundflow cassette designer decoration panel - white	FXFQ-B, FXFA-A	£353.00
BYCQ140EPB	Roundflow cassette designer decoration panel - black	FXFQ-B, FXFA-A	£389.00
BYFQ60CS	Fully Flat Cassette Decoration Panel - Silver	FXZQ-A	£260.00
BYFQ60CW	Fully Flat Cassette Decoration Panel - White	FXZQ-A	£260.00
 BYFQ60B3	Fully Flat Cassette Decoration Panel - Old Style (FXZQ-MA style) [compatible with previous model FXZQ-M9]	FXZQ-A, FXFA-A	£223.00
BYFQ60C4S	Fully Flat Cassette Decoration Panel - Silver	FXZA-A	£260.00
BYFQ60C4W	Fully Flat Cassette Decoration Panel - White	FXZA-A	£260.00
 EKRS22	Lead to permit BYFQ60B3 to be employed with FXZA-A	FXZA-A	£7.00
EKRS23	Lead to permit BYFQ60C4S & BYFQ60C4W to be employed with FXZQ-A	FXZQ-A	£7.00
 KDBHQ56B140	Sealing member for air discharge outlet	FXFQ-B	£117.00
BDBHQ44C60	Sealing member for air discharge outlet - Fully Flat cassette	FXZQ-A	£118.00
 KDDP55C160-1 (Suction chamber) KDDP55D160-2 (connecting chamber)	Fresh air intake kit for up to 20% fresh air (Not compatible with self-cleaning decoration panel)	FXFQ-B	£303.00
KDDQ50A140	Fresh air intake kit for up to 20% fresh air	FXHQ-A	£208.00
 UK.RC1	1x200mm Return air spigot	FXSQ/A 15 / 20 / 25 / 32 A	£91.00
UK.RC2	2x200mm Return air spigot	FXSQ/A 40 / 50 A	£96.00
UK.RC3	FXSQ/A 63 / 80 A	FXSQ/A 63 / 80 A	£106.00
UK.RC3A	3x200mm Return air spigot	FXSQ/A 63 / 80 A	£115.00
UK.RC4	4x200mm Return air spigot	FXSQ/A 100 / 125 A	£143.00
 UK.SF1	1x200mm Supply air spigot	FXSQ/A 15 / 20 / 25 / 32 A	£77.00
UK.SF2	2x200mm Supply air spigot	FXSQ/A 40 / 50 A	£88.00
UK.SF3	2x200mm Supply air spigot	FXSQ/A 63 / 80 A	£96.00
UK.SF3A	3x200mm Supply air spigot	FXSQ/A 63 / 80 A	£103.00
UK.SF4	4x200mm Supply air spigot	FXSQ/A 100 / 125 A	£129.00
UK.SF4L	4x200mm Supply air spigot	FXSQ140A	£141.00

Model	Description	Related Unit	Trade Price
 UK.RAC5	2x150mm Return air spigot	FXDQ/A 15 / 20 / 25 / 32 A	£93.00
UK.RAC6	3x150mm Return air spigot	FXDQ/A 40 / 50 A	£102.00
UK.RAC7	4x150mm Return air spigot	FXDQ/A 63 A	£119.00
 UK.SAF5	2x150mm Supply air spigot	FXDQ/A 15 / 20 / 25 / 32 A	£83.00
UK.SAF6	3x150mm Supply air spigot	FXDQ/A 40 / 50 A	£89.00
UK.SAF7	4x150mm Supply air spigot	FXDQ/A 63 A	£104.00
 UK.FF7/P	Filter frame and filter	FXMQ 100 to 125	£146.00
UK.FF8	Filter frame and filter	FXMQ 200 to 250	£182.00
 KRCS01-4	Remote room mounted temperature sensor	FXZQ-A, FXCQ-A, FXHQ-A, FXMQ-MB, FXUQ-A, FXSQ-A, FXMQ-P7, FXDQ-A3, FXNQ-A	£51.00
KRCS01-1	Remote room mounted temperature sensor	FXKQ-MA, FXAQ-A, FXLQ-P	£59.00
KRCS01-7B	Remote room mounted temperature sensor	FXFQ-B, FXFA-A	£62.00
KRCS01-8B	Remote room mounted temperature sensor	FXAA-A, FXDA-A, FXSA-A, FXZA-A	£109.00
 UK.KRCS01/BUTTON	Discreet button type room mounted temperature sensor	All except FXAA-A, FXDA-A, FXSA-A, FXZA-A	£55.00
 K.RSS	Wireless room mounted temperature sensor and receiver	All except FXMQ-MB, FXFQ-B, FXAA-A, FXDA-A, FXFA-A, FXSA-A, FXZA-A	£116.00
 RS-SE	Service and Configuration Tool for K.RSS	All except FXMQ-MB, FXFQ-B, FXAA-A, FXDA-A, FXFA-A, FXSA-A, FXZA-A	£120.00
 EKEWTSC	Wire Harness	Required for FXAQ-A to connect to K.RSS	£9.00
DTA114A61	Multi-tenant PCB	All	£129.00
 ERP01A50	R32 Leak detection status PCB	FXSA-A	£62.00
ERP01A51	R32 Leak detection status PCB	FXAA-A, FXDA-A, FXFA-A	£67.00
ERP02A50	R32 Leak detection status PCB	FXZA-A	£125.00

VRV Accessories

Condensing Unit Accessories (supplied separately)

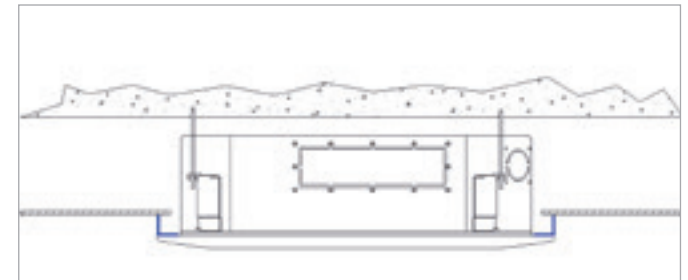
Model	Description	Related Unit	Trade Price
BRP2A81	Adaptor PCB for Heat Cool selection terminals	RYYQ-U, RWEYQ-T9, SB.RKXYQ8T	£133.00
EBRP2B	Adaptor PCB for Heat Cool selection terminals	RXYSQ4-6T8V	£66.00
EKCHSC	Fixing box for Cool/Heat selector switch	RXYSQ4-6T8Y, SB.RKXYQ5T, RXYSA-A	£16.00
KJB111A	Cool/Heat selector switch	RXYSQ4-6T, RYYQ-U, RWEYQ-T9, SB.RKXYQ-T, RXYSA-A	£17.00
KRC19-26	Cool/Heat selector switch for use with BRP2A81, EBRP2B or EKCHSC	RYYQ-U, BS1Q-A, RXYSQ4-6T & RWEYQ-T9, SB.RKXYQ-T	£39.00
EKPCCAB1	VRV Configurator Software Connection Cable. Software available from My.daikin.co.uk	RYYQ-U, REYQ-U, RXYSCQ-T, RXYSQ-T, SB.RKXYQ-T	£231.00
DTA104A62 and UK.FB2	Low Noise Operation / Demand PCB for outdoor unit control	RYYQ-U, REYQ-U, RXYSCQ-T, RXYSQ-T, SB.RKXYQ-T, RWEYQ-T9	£320.00
K.CGL	Condensing Unit Guard size 100-140 including RXYSQ		£463.00
Strip & Rebuild of Condensing Units	VRV Condensing Units stripped down for delivery to site where lifting into position is difficult with traditional methods. Units are rebuilt on site by Daikin UK Engineers and fully retested.		POA

VRV Accessories

Cassette Collar

Where there is insufficient ceiling void depth to install a ceiling cassette, Daikin can offer a collar to fill the void between unit facia and ceiling.

Manufactured from epoxy coated steel for durability, the collar is easily supported by the unit facia and requires no additional fixings. The collar is offered up to the fan coil unit body and held in place by the facial panel. The facia is secured to the fan coil unit body as per standard.



Model	Depth	Related Unit	Trade Price – No Discount will apply
UK.BYQ/DSC/50MM	50mm		£156.00
UK.BYQ/DSC/100MM	100mm	FCAG-B, FCAHG-H, FXFQ-B & FXFA-A with BYQ Facia	£169.00
UK.BYQ/DSC/150MM	150mm		£182.00

VRV Accessories

VRV Refrigerant Leak Detection System

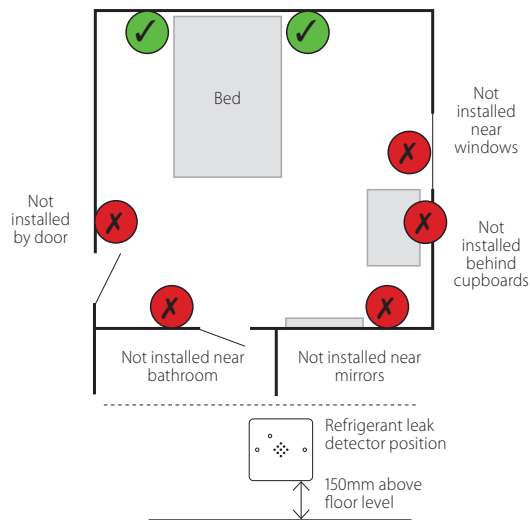
Refrigerant leak detection systems can be required by the Safety of Building Occupants, BS-EN378. Daikin has a solution that can help meet requirements for leak detection within enclosed spaces.




Refrigerant Leak Detection Alarm

1) The standard BS-EN378 requires that systems containing R410A refrigerant gas, such as VRV, meet the requirements regarding maximum system refrigerant volumes that could leak within Hotel Bedroom or other similar Category Class A spaces. If these limitations are exceeded, there must be an alarm system installed within each room where this limit is not met. The alarm system must alert the occupier through both audible and visual indication, and must also alert building staff such as supervisors, night porters etc. There is no specific requirement for the alarm system to be linked to the refrigerant system to pump down or stop the operation, although this can be configured if required by the client.

2) For A2L refrigerants such as R32, EN60355-2-40 applies with regards to flammability. As the refrigerant limit for flammability is more stringent than that for toxicity (as governed by BS-EN378), the flammability limit must be applied. This limit is applied by design and/or the inclusion of safety measures within the air conditioning system. Where these safety measures are required, they are already built into the Daikin system. The UK.MVR300/R32 listed below does not meet the requirements of EN60355-2-40, and as such can only be employed as a warning device, and not as a means of meeting the requirements of EN60355-2-40.

It is recommended that guidance on the selection and installation of these systems is obtained from your local Daikin UK sales office.



Model	Description	Related Unit	Trade Price
 UK.RDEM-W/ht	White single gang room based refrigerant gas detector. C/W power supply unit and terminals for connection to alarm network or VRV fan coil to force system shut down	All	£344.00
 UK.RDEM-Wh/ Curve	Curved white single gang room based refrigerant gas detector. C/W power supply unit and terminals for connection to alarm network or VRV fan coil to force system shut down	All	£368.00
 UK.RDEM-St/St	Stainless steel single gang room based refrigerant gas detector. C/W power supply unit and terminals for connection to alarm network or VRV fan coil to force system shut down	All	£368.00
 UK.IMEC-RAD-32	Network alarm hub for connection of up to 32 room alarms c/w webpage configuration screen. Hub can be connected in a pyramid formation for connection to a central alarm indicator panel (UK.IAMC)	All	£2,197.00
 UK.IMEC-RAD-64	Network alarm hub for connection of up to 64 room alarms c/w webpage configuration screen. Hub can be connected in a pyramid formation for connection to a central alarm indicator panel (UK.IAMC)	All	£3,033.00
 UK.MVR300	Room based refrigerant gas detector with remote room mounted stainless steel fascia plate. Provides local audible and visual alarm notification. Terminals for connection to alarm network and optional connection to VRV Fan coil to force system shut down	All	£320.00
 UK.MVR300/R32	R32 room based refrigerant gas detector with remote room mounted stainless steel fascia plate. Provides local audible and visual alarm notification. Terminals for connection to alarm network and optional connection to VRV Fan coil to force system shut down	All	£336.00
 UK.IAMC	Alarm buzzer and lamp panel for mounting in a central building supervisor location	All	£482.00

VRV Accessories

Daikin Precision Piping Method

What is the Daikin precision piping method?

It is a method in which standard and customised sections of pipework are manufactured in a 'factory' environment. Preparation, bending, brazing and finally testing are carried out under controlled conditions. The sections are then delivered to site.

What are the benefits? The quality of pipework is consistent. This is especially important, given the increasing cost of refrigerant. It also means that an increased number of projects can be handled as time on site is reduced, and there is less need to outsource installation work when skilled labour is in short supply.

Modular PPM: This is when modular systems of PPM are manufactured, thus standardising the approved methodology for how installations should be carried out. This maximises space benefits and ease of maintenance.

Special Projects PPM: This is for bespoke projects which require PPM for a number of reasons e.g. complex piping, health and safety (no hot works allowed) or simply the desire for quality. Please contact Daikin to discuss your requirements and pricing.

Special PPM example



Modular PPM example



UK case study

Using the Great Eastern Project as a test case clearly demonstrates the saving on construction lead time by using PPM. The key element in this case study was to design for PPM: once the project was secured, PPM was manufactured in advance to reduce time on-site to just assembly. In this case study, we estimate a 20-30% reduction in skilled labour duration spent on site. This enabled labour to be deployed on other projects and also reduced the time spent on-site, speeding up the overall project delivery.

Modular PPM VRV Heat Recovery Condenser Outlet Sections

Unit HP	Combo #	Pipe dimensions - Inch [mm]			Total weight [Kg]	W [mm]	H [mm]	D [mm]	Piping Kit A For 8HP Left Handed	Piping Kit A For 8HP Right Handed	List price
		Liquid	Discharge	Gas							
8	A	3/8 (9.5)	5/8 (15.9)	3/4 (19.1)	1.29	300	300	400	UK.DA3PPM8/A/L	UK.DA3PPM8/A/R	£410.00
10	B	3/8 (9.5)	3/4 (19.1)	7/8 (22.2)	1.84	300	300	400	UK.DA3PPM10/B/L	UK.DA3PPM10/B/R	£433.00
12	C	1/2 (12.7)	3/4 (19.1)	1 1/8 (28.6)	2.51	300	300	400	UK.DA3PPM12-13/C/L	UK.DA3PPM12-13/C/R	£440.00
13	C	1/2 (12.7)	3/4 (19.1)	1 1/8 (28.6)	2.51	300	300	400	UK.DA3PPM12-13/C/L	UK.DA3PPM12-13/C/R	£455.00
14	D	1/2 (12.7)	7/8 (22.2)	1 1/8 (28.6)	2.84	300	300	400	UK.DA3PPM14-16/D/L	UK.DA3PPM14-16/D/R	£461.00
16	D	1/2 (12.7)	7/8 (22.2)	1 1/8 (28.6)	2.84	300	300	400	UK.DA3PPM14-16/D/L	UK.DA3PPM14-16/D/R	£461.00
16 [8+8]	D	1/2 (12.7)	7/8 (22.2)	1 1/8 (28.6)	2.84	300	300	400	UK.DA3PPM14-16/D/L	UK.DA3PPM14-16/D/R	£461.00
18	E	5/8 (15.9)	7/8 (22.2)	1 1/8 (28.6)	2.92	300	300	400	UK.DA3PPM18/E/L	UK.DA3PPM18/E/R	£466.00
18[8+10]	E	5/8 (15.9)	7/8 (22.2)	1 1/8 (28.6)	2.92	300	300	400	UK.DA3PPM18/E/L	UK.DA3PPM18/E/R	£466.00
20	F	5/8 (15.9)	1 1/8 (28.6)	1 1/8 (28.6)	3.49	300	300	400	UK.DA3PPM20-24/F/L	UK.DA3PPM20-24/F/R	£481.00
20[10+10]	F	5/8 (15.9)	1 1/8 (28.6)	1 1/8 (28.6)	3.49	300	300	400	UK.DA3PPM20-24/F/L	UK.DA3PPM20-24/F/R	£481.00
22	F	5/8 (15.9)	1 1/8 (28.6)	1 1/8 (28.6)	3.49	300	300	400	UK.DA3PPM20-24/F/L	UK.DA3PPM20-24/F/R	£481.00
24	F	5/8 (15.9)	1 1/8 (28.6)	1 3/8 (34.9)	3.85	300	300	400	UK.DA3PPM24-26/F/L	UK.DA3PPM24-26/F/R	£503.00
26	G	3/4 (19)	1 1/8 (28.6)	1 3/8 (34.9)	4.08	300	300	400	UK.DA3PPM26-36/G/L	UK.DA3PPM26-36/G/R	£519.00
28	G	3/4 (19)	1 1/8 (28.6)	1 3/8 (34.9)	4.08	300	300	400	UK.DA3PPM26-36/G/L	UK.DA3PPM26-36/G/R	£519.00
30	G	3/4 (19.1)	1 1/8 (28.6)	1 3/8 (34.9)	4.08	300	300	400	UK.DA3PPM26-36/G/L	UK.DA3PPM26-36/G/R	£519.00
32	G	3/4 (19.1)	1 1/8 (28.6)	1 3/8 (34.9)	4.08	300	300	400	UK.DA3PPM26-36/G/L	UK.DA3PPM26-36/G/R	£519.00
34	G	3/4 (19.1)	1 1/8 (28.6)	1 3/8 (34.9)	4.08	300	300	400	UK.DA3PPM26-36/G/L	UK.DA3PPM26-36/G/R	£519.00
36	G	3/4 (19.1)	1 1/8 (28.6)	1 5/8 (41.3)	5.06	300	300	400	UK.DA3PPM26-36/G/L	UK.DA3PPM26-36/G/R	£541.00
38	H	3/4 (19.1)	1 3/8 (34.9)	1 5/8 (41.3)	5.42	300	300	400	UK.DA3PPM38-54/H/L	UK.DA3PPM38-54/H/R	£563.00
40	H	3/4 (19.1)	1 3/8 (34.9)	1 5/8 (41.3)	5.42	300	300	400	UK.DA3PPM38-54/H/L	UK.DA3PPM38-54/H/R	£563.00
42	H	3/4 (19.1)	1 3/8 (34.9)	1 5/8 (41.3)	5.42	300	300	400	UK.DA3PPM38-54/H/L	UK.DA3PPM38-54/H/R	£563.00
44	H	3/4 (19.1)	1 3/8 (34.9)	1 5/8 (41.3)	5.42	300	300	400	UK.DA3PPM38-54/H/L	UK.DA3PPM38-54/H/R	£563.00
46	H	3/4 (19.1)	1 3/8 (34.9)	1 5/8 (41.3)	5.42	300	300	400	UK.DA3PPM38-54/H/L	UK.DA3PPM38-54/H/R	£563.00
48	H	3/4 (19.1)	1 3/8 (34.9)	1 5/8 (41.3)	5.42	300	300	400	UK.DA3PPM38-54/H/L	UK.DA3PPM38-54/H/R	£563.00
50	H	3/4 (19.1)	1 3/8 (34.9)	1 5/8 (41.3)	5.42	300	300	400	UK.DA3PPM38-54/H/L	UK.DA3PPM38-54/H/R	£563.00
52	H	3/4 (19.1)	1 3/8 (34.9)	1 5/8 (41.3)	5.42	300	300	400	UK.DA3PPM38-54/H/L	UK.DA3PPM38-54/H/R	£563.00
54	H	3/4 (19.1)	1 3/8 (34.9)	1 5/8 (41.3)	5.42	300	300	400	UK.DA3PPM38-54/H/L	UK.DA3PPM38-54/H/R	£563.00

VRV Accessories

DGT Fireless Joint

A combination of rubber packing and screwed metal body offers gas-tight and rigid connections without any brazing.


Patented "leverage method" mechanically holds the pipe and prevents it from pull-out.

The benefits of using DGT

- › Safety
 - › No brazing required: eliminate fire hazard
 - › No fire watcher required
- › Quality Assurance
 - › No special tools required
 - › No special skills worker required
 - › High quality and consistency of installation

The mechanism

As the nut turns, the "B" point of leverage corns are compressed and encroached on the surface of the pipe. When the pull-out force increases, the corns are encroached deeper to prevent the pipe from becoming loose.



Where can you use the DGT joints?

Applicable Fluids	
Refrigerant	R32, R410A
Refrigerant oil	Ether oil
Maximum Pressure	43.4 Bar
Minimum Pressure	-755mmHg
Maximum Temperature	130°C
Minimum Temperature	-45°
Standard	ISO 14903

Excellent performance

Thanks to the unique double sealing method, the sealing performance is secured over a long period, even under severe conditions of high pressures and extreme temperatures.

Fire free connections

No brazing is needed on site, reducing installation cost and time and increasing the quality of the final installation.

Authorised standards

Full compliance with ISO 14903, proving safety and reliability of the system.

Durable under high pressure

Using the leverage method, the pull-out resistance is more than four times the maximum operating pressure.



Easy installation

Low torque tightening means installation can be completed with only one or two turns of a nut, without any special tools being required (only wrenches or spanners are used).

Split / Sky Air Units Compatible with VRV	Standard Joints (same size piping on each side)						
	Box Model Name	No. of joints/box	Price/Box	Dimensions			Weight (g)
				ND φ	AF (mm)	L (mm)	
	UK.DGT-1/4	10	£120.00	1/4" (6.4mm)	19	46.2	106
	UK.DGT-3/8	10	£130.00	3/8" (9.5mm)	22	51.4	139
	UK.DGT-1/2	10	£150.00	1/2" (12.7mm)	23.8	82.3	170
	UK.DGT-5/8	10	£170.00	5/8" (15.9mm)	29.7	82.8	236
	UK.DGT-3/4	5	£110.00	3/4" (19.1mm)	35	85.5	327
	UK.DGT-7/8	5	£125.00	7/8" (22.2mm)	38	93.5	401
	UK.DGT-1_1/8	5	£150.00	1 1/8" (28.6mm)	45	99.5	546
	UK.DGT-1_3/8	5	£170.00	1 3/8" (34.9mm)	51.1	101.5	686
	UK.DGT-1_5/8	5	£295.00	1 5/8" (41.3mm)	58.3	103.5	881

Daikin UK Price Book 2022

Ventilation

Residential Ventilation Solutions	173
Commercial Ventilation Solutions	180
VAM-FC/J8	182
VAM Filter Options	183
VAM-FC/J Weatherproof Enclosures	184
DX Module for VAM	185
VKM-GBM	186
Modular L	187
Modular P	188
Modular R	189
AHU Filter Options	190

For larger ventilation capacities from 2,000m³/hr to 15,000m³/hr see the Daikin modular AHU on pages 187-190 of this section, or for further detail, please see pages 300-305 of the Applied section.

The importance of residential ventilation

Thanks to stringent building regulations, new residential buildings are now well-insulated. A well-insulated property helps to minimise heat loss by preventing warm air from escaping, keeping the interior dry, warm and comfortable. Insulation also reduces reliance on domestic heating appliances to maintain a comfortable indoor environment, which in turn lowers energy bills.

While there are clear advantages in insulating properties, the building also needs to be able to breathe. Humid and stale air needs to be removed to create a comfortable environment. According to BEAMA, around 65% of homes in the UK suffer from poor air quality, including a toxic mix of mould, condensation and certain cleaning and building products. Residents affected by poor indoor quality can suffer from skin irritation, asthma, breathing difficulties and heart disease.

However, the answer is at hand. By employing a centralised ventilation system with heat recovery, indoor air quality can be significantly improved. In order to provide a residential ventilation solution Daikin is partnering with specialist company DUCO. As a specialist in managing indoor air quality, Daikin offers a range of innovative solutions. We provide a one-stop-shop for our network of professional customers; DUCO's Centralised Heat Recovery Ventilation (CHRV) system along with a complete range of accessories for ducting.



DucoBox Energy Comfort



DucoBox Energy Premium

DUCO offers end-to-end solutions

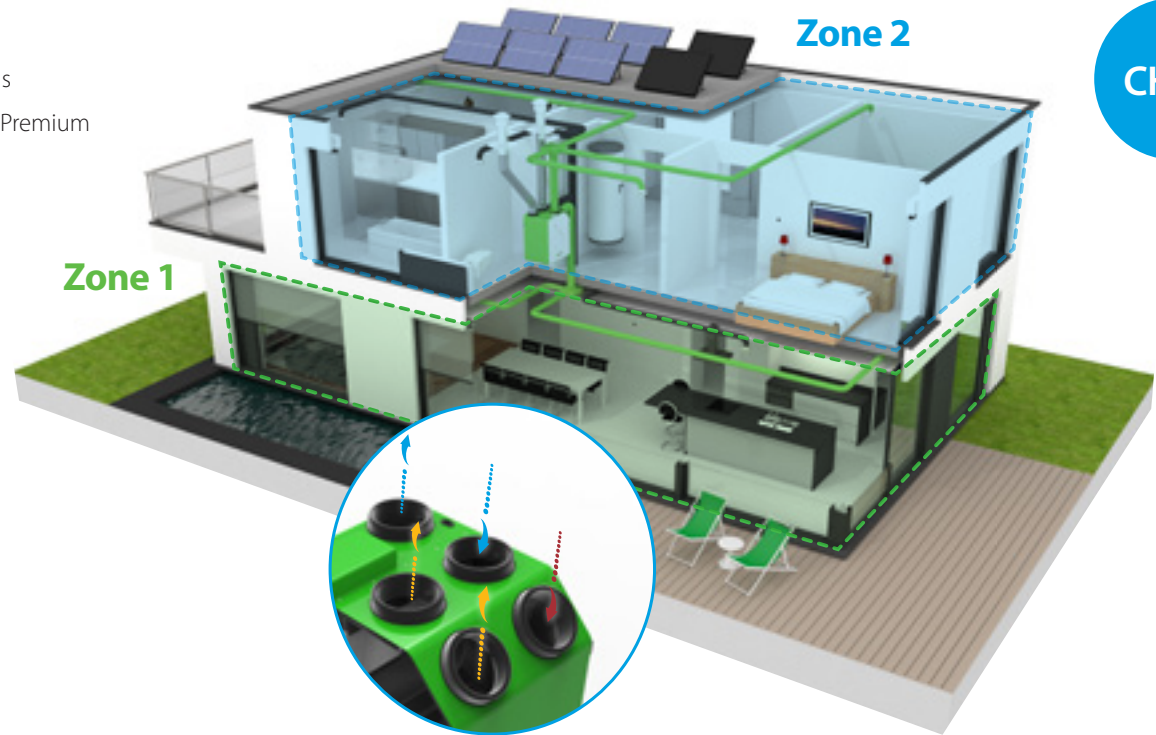
- › High-quality solutions complying with the highest Daikin quality standards
- › Two types to meet the requirements: DUCO Energy Comfort + DUCO Energy Premium
- › One-stop-shop for end-to-end ventilation solution
- › Smart demand control
- › One of the quietest systems
- › Automatic calibration
- › Optimal indoor air quality due to 2 zone control

Only at Daikin

The DUCO Box Energy Premium features a two-zone valve that helps regulate the airflow to the area where it is needed the most.

Sensors meticulously detect the residents' movements throughout the home. This makes it possible to automatically determine where, when and how much ventilation is required.

By controlling the two zones separately, the consumption of the EC fans is reduced considerably, thus achieving an A+ Energy label.



DucoFlex – Complete air duct system for CHRV systems

✓ Low Noise Air Ducts

- › Low air-resistance
- › Maximum comfort

✓ 100% Service

- › Support from the research department
- › One-stop-shop:
one brand = one ventilation solution

✓ Complete Air Duct System

- › One solution for every type of ventilation system
- › Suitable for CHRV units

✓ 'Click & Go' System

- › Handy click system
- › Minimum parts and fittings
- › Save time = save money

DucoBox Energy Comfort - First choice for building projects

With its adjustable capacity of up to 325 m³/h, this smart and silent ventilation unit is the ideal solution for apartments and houses due to its compact size. The left/right switch is 100% software-driven, thanks to the patented principle of double bypass. The dynamic air distribution filters, together with the smart demand control based on CO₂ and humidity, ensure exceptional efficiency within this compact unit.



Versions

Type	Supply / Extract Airflow Rate at 150 Pa	Frost protection	Reference number
DucoBox Energy Comfort 325	325 m ³ /h	Imbalance*	00004591

* Supply flow rate slows down so that more warm air passes across the heat exchanger to prevent freezing up.

Technical specifications

Physical Properties			
Dimensions	Height x Width x Depth	mm	705 x 700 x 525
Weight		kg	21
Casing	Coated sheet steel + EPP		
Colours	White + black		
Connections	Interior diameter: Ø 160 mm		
Condensate drain	Ø 32 mm (1 ¼") (2x)		
Heat exchanger	PET / Polystyrene		
Interior material	EPP / PP / ABS		
Power plug cable length	2 m (from top of device)		
Mounting	Wall mounting (standard) - Floor mounting optional		


Electrical Characteristics	
Maximum electrical capacity	111.5W
325 m ³ /h at 150 Pa	
Power supply	230 V, 50 Hz via 3-core power cable with earthed plug
Plugs	0-10 V in/outputs
Motor type	DC
IP class	IP40
Efficiency	91.1 % (EN 13141-7)

Miscellaneous	
Energy Class	With 2 sensors: A+. Others: A
Filters	Supply air: Standard: ISO 16890 Coarse 65 % (= G4) Exhaust air: Standard: ISO 16890 Coarse 65 % (= G4)
Summer bypass	Full (100% modulating)
Frost protection	Imbalance
Fans	EC fan with curved blades
Automatic configuration	Yes (constant pressure)
Constant flow control	Yes
Controls	Integrated display Use via control switches and room sensors Optionally via smartphone / tablet (if communication print in device*)
Sensors	Integrated: pressure, temperature, humidity (via optional box sensor), onboard switch contact External: CO ₂ (via optional room sensor), humidity (via optional room sensor), external switch contact (voltage-free input) (optional)
Communication	Standard: DUCO RF, DUCO Wired, Switch contact Can be expanded with communication print: ModBus, PWM-IN, PWM-OUT, Switch contact (3x), Ethernet, Micro SD-card slot

* Optional PCB to communicate via Modbus, PWM-IN / PWM-OUT, 3 x Switch Sensor (volt-free input), Ethernet, Micro SD card slot.

Making life easy for installers

- ✓ **L/R switch: 100% software-based**
 This unit is very user-friendly because physical interventions are not necessary. The left/right switch is carried out 100% by software thanks to a patented principle of double bypass.
- ✓ **Patented principle of double bypass**
 For maximum efficiency.
- ✓ **Dynamic Airflow Filters**
 For maximum efficiency.
- ✓ **Compact and light unit: 705 x 700 x 525 mm**
 Weighing just 21kg, the lightweight unit can easily be installed by one person. With its compact dimensions, the unit is ideal for a small technical space.
- ✓ **Smart copy function**
 Thanks to a 'copy' function integrated on a software level, the installer can copy the settings and parametrisation of one DucoBox Energy Comfort onto the next DucoBox Energy Comfort. This is particularly useful in a serial construction with the same types of houses.
- ✓ **Automatic calibration**
 Relying on the principles of calibration at constant pressure, this method achieves a 50% saving on calibration time. DUCO saves you time.
- ✓ **Low power consumption due to energy-efficient EC motors**
- ✓ **Smart demand control based on CO₂ and/or humidity measurement**



DucoBox Energy Premium

Versions

Type	Supply / Extract Airflow Rate at 150 Pa	2- Zone System	Frost protection	Orientation	Reference number
DucoBox Energy Premium 325	325 m³/h	No	Imbalance*	Left	00004456
				Right	00004460
		Yes		Left	00004458
				Right	00004462
DucoBox Energy Premium 400	400m³/h	No		Left	00004464
				Right	00004468
		Yes		Left	00004466
				Right	00004470

* Supply flow rate slows down so that more warm air passes across the heat exchanger to prevent freezing up.

Technical specifications

Physical Properties		
Dimensions	Height x Width x Depth	
Weight		
Casing	Coated sheet steel	
Colours	White + green	
Connections	Interior diameter: Ø 160 mm - Exterior diameter: Ø 190 mm	
Condensate drain	Ø 32 mm (1 ¼")	
Heat exchanger	PET / Polystyrene	
Interior material	EPP / PP / ABS	
Power plug cable length	2 m (connected at the top side of the unit)	
Mounting	Wall mounting (standard) - Floor mounting optional	
Electrical Characteristics		
	325	400
Maximum electrical capacity at 150 Pa	120 W (2 x 60 W)	183 W (2 x 91,5 W)
Power supply	230 V, 50 Hz via 3-core power cable with earthed plug	
Plugs	0-10 V in/outputs	
Motor type	DC	
IP class	IP40	
Efficiency	89.0% (EN 13141-7)	88.0% (EN 13141-7)
Miscellaneous		
Energy Class	With 2 sensors: A+. Others: A	
Filters	Supply air: Standard: ISO 16890 Coarse 65% (≈ G4) Supply air: Optional: ISO 16890 ePM1 70% (≈ F7) Exhaust air: Standard: ISO 16890 Coarse 65% (≈ G4)	
Summer bypass	Full (100% modulating)	
Frost protection	Imbalance	
Fans	EC fan with curved blades	
Automatic configuration	Yes (constant pressure)	
Constant flow control	Yes	
Controls	Integrated display Use via control switches and room sensors Optionally via smartphone / tablet (if communication print in device*)	
Sensors	Integrated: pressure, temperature, humidity (via optional box sensor), onboard switch contact External: CO ₂ (via optional room sensor), humidity (via optional room sensor), external switch contact (voltage-free input) (optional)	
Communication	Standard: DUCO RF, DUCO Wired, Switch contact Can be expanded with communication print: ModBus, PWM-IN, PWM-OUT, Switch contact (3x), Ethernet, Micro SD-card slot	

* Optional PCB to communicate via Modbus, PWM-IN / PWM-OUT, 3 x Switch Sensor (volt-free input), Ethernet, Micro SD card slot

This CHRV with heat recovery is ideal for installation in an energy-neutral home of the future. The automatic calibration and integrated two-zone control with demand control ensure ultra-quiet, intelligent and energy-saving operation.



- Patented two-zone system (optional)**
 The day and night zone are controlled separately by a valve integrated into the unit itself. Steering can happen based on time schedules or CO₂ or humidity measurements, thereby significantly improving the energy efficiency.
- Smart humidity measurement and pressure sensors**
- Heat exchanger for maximum efficiency**
- One of the quietest CHRV solutions**
- Favourable fan positioning**
- Two standard air filters**
- Automatic calibration**
 The automatic calibration, based on the principle of constant pressure, allows for very fast and accurate calibration. This efficiently reduces set-up time to 50%, saving you time and money.

DUCO residential ventilation material list

Type	Reference	Description	Trade Price
CHRV	00004591	Comfort 325	£1,340.00
	00004456	Premium 325 / 1 Zone LEFT	£1,837.00
	00004460	Premium 325 / 1 Zone RIGHT	£1,837.00
	00004458	Premium 325 / 2 Zone LEFT	£2,119.00
	00004462	Premium 325 / 2 Zone RIGHT	£2,119.00
	00004464	Premium 400 / 1 Zone LEFT	£2,071.00
	00004468	Premium 400 / 1 Zone RIGHT	£2,071.00
	00004466	Premium 400 / 2 Zone LEFT	£2,353.00
	00004470	Premium 400 / 2 Zone RIGHT	£2,353.00



Category	Reference	Description	Energy Comfort	Energy Premium	Trade Price
Accessories	00004251	Communication print (PCB for communication via ModBus, PWM-IN/OUT, 3 x Switch Sensors, Ethernet, Micro SD)	✓	✓	£152.00
	00004376	Flat siphon	✓	✓	£50.00
	00004547	Filter set 2 x Coarse 65% (G4)	✓		£49.00
	00004416	Filter set 1 x Coarse 65% (G4) & 1 ePM1 70% (F7)		✓	£34.00
	00004417	Filter set 2 x Coarse 65% (G4)		✓	£32.00
Controls	00004174	Switching contact RF / 230V	✓	✓	£101.00
	00004545	Humidity Box Sensor	✓		£152.00



Category	Reference	Description	Energy Comfort	Energy Premium	Trade Price
Controls	00004374	Humidity Box Sensor		✓	£152.00
	00004600	User controller RF / BAT Wireless White	✓	✓	£63.00
	00004602	User controller RF / BAT Wired White	✓	✓	£127.00
	00004604	CO ₂ sensor + controller RF / Wired white	✓	✓	£249.00
	00004606	Humidity sensor + controller RF / Wired white	✓	✓	£152.00
Vents	00004637	CO ₂ sensor without command RF / Wired white	✓	✓	£189.00
	00004179	DucoVent Design Square (extract)	✓	✓	£65.00
	00004226	DucoVent Design Square XL (supply / extract)	✓	✓	£65.00
	00004211	DucoVent Design Rounded Square (extract)	✓	✓	£65.00
	00004227	DucoVent Design Rounded Square XL (supply / extract)	✓	✓	£65.00
	00004210	DucoVent Design Round (supply / extract)	✓	✓	£65.00
	00004178	DucoVent Basic (supply / extract)	✓	✓	£13.00
	00004552	Circular air duct D63 - 50m	✓	✓	£119.00
	00004674	Circular air duct D75 - 50m	✓	✓	£148.00
	00004692	Circular air duct D90 - 50m	✓	✓	£177.00
DucoFlex	00004563	Floor plenum 12 x 63 - D180	✓	✓	£118.00
	00004565	Floor plenum 12 x 63 - 2 oval	✓	✓	£118.00
	00004564	Ceiling plenum 12 x 63 - D180	✓	✓	£118.00
	00004687	Distribution box (floor / ceiling) 4 oval air ducts (F) D160	✓	✓	£49.00
	00004701	Distribution box (floor / ceiling) 3 oval air ducts (F) + 1 oval air duct (M)	✓	✓	£49.00
	00004681	90° Splitter vent connector long - oval/ D125	✓	✓	£15.00



Category	Reference	Description	Energy Comfort	Energy Premium	Trade Price	
DucoFlex	00004682	90° Splitter vent connector short - oval/ D125	✓	✓	£13.00	
	00004684	Adapter 3 x 63 oval	✓	✓	£18.00	
	00004685	Adapter 2 x 75 oval	✓	✓	£20.00	
	00004686	Adapter 2 x 90 oval	✓	✓	£21.00	
	00004566	Connector riser round D160 - 2 oval	✓	✓	£30.00	
	00004567	Oval rigid W163 x H68 - 1.15m	✓	✓	£13.00	
	00004568	Oval rigid - Connection Pieces	✓	✓	£5.00	
	00004609	Oval Rigid - 90° horizontal (can be split into 45°)	✓	✓	£12.00	
	00004699	Oval Rigid - 90° vertical	✓	✓	£13.00	
	00004700	Horizontal connector D160 - 2 oval	✓	✓	£23.00	
	00004638	Horizontal connector D125 - 1 oval	✓	✓	£16.00	
	00004553	O-ring D63 (10 units)	✓	✓	£12.00	
	00004675	O-ring D75 (10 units)	✓	✓	£16.00	
	00004676	O-ring D90 (10 units)	✓	✓	£20.00	
	00004554	Coupling D63	✓	✓	£5.00	
	00004677	Coupling D75	✓	✓	£8.00	
	00004678	Coupling D90	✓	✓	£8.00	
	00004679	Elbow 90° D75	✓	✓	£18.00	
	00004680	Elbow 90° D90	✓	✓	£21.00	
	00004599	Duct cutter D63	✓	✓	£47.00	
00004688	Duct cutter D75	✓	✓	£50.00		
00004689	Duct cutter D90	✓	✓	£55.00		

Category	Reference	Description	Energy Comfort	Energy Premium	Trade Price	
DucoFlex	00004569	Star Round Rigid Duct D160 - 1000mm - Insulated EPP	✓	✓	£25.00	
	00004570	Star Round Rigid Duct D180 - 1000mm - Insulated - EPS	✓	✓	£29.00	
	00004571	Star Elbow 90° - D160 - Insulated - EPP	✓	✓	£15.00	
	00004572	Star Elbow 90° - D180 - Insulated - EPS	✓	✓	£21.00	
	00004573	Star Elbow 45° - D160 - Insulated - EPP	✓	✓	£13.00	
	00004574	Star Elbow 45° - D180 - Insulated - EPS	✓	✓	£20.00	
	00004575	Star Connection Piece D160 - Insulated - EPP	✓	✓	£4.00	
	00004576	Star Connection D180 - insulated - EPS	✓	✓	£7.00	
	00004627	Wall terminal white D160	✓	✓	£81.00	
	00004582	Roof terminal Compact D160 - Slate	✓	✓	£70.00	
	00004578	Roof terminal D160 / D180	✓	✓	£114.00	
	00004581	Roof terminal for flat roofs D160 / D180	✓	✓	£32.00	
	00004579	Roof terminal tile D160/180	✓	✓	£122.00	
	00004631	Silencer D160 (M/M) - 1000mm	✓	✓	£37.00	
	00004632	Silencer D180 (M/M) - 1000mm	✓	✓	£38.00	
	00004587	Silencer Semi Rigid D160 - 1000mm	✓	✓	£53.00	
	00004588	Silencer Semi Rigid D180 - 1000mm	✓	✓	£63.00	

Commercial Ventilation Solutions

Daikin offers a variety of solutions, from small heat recovery ventilation to large-scale air handling units. Our solutions provide fresh air ventilation to homes or commercial outlets such as offices, hotels, stores and more.

Ventilation solutions

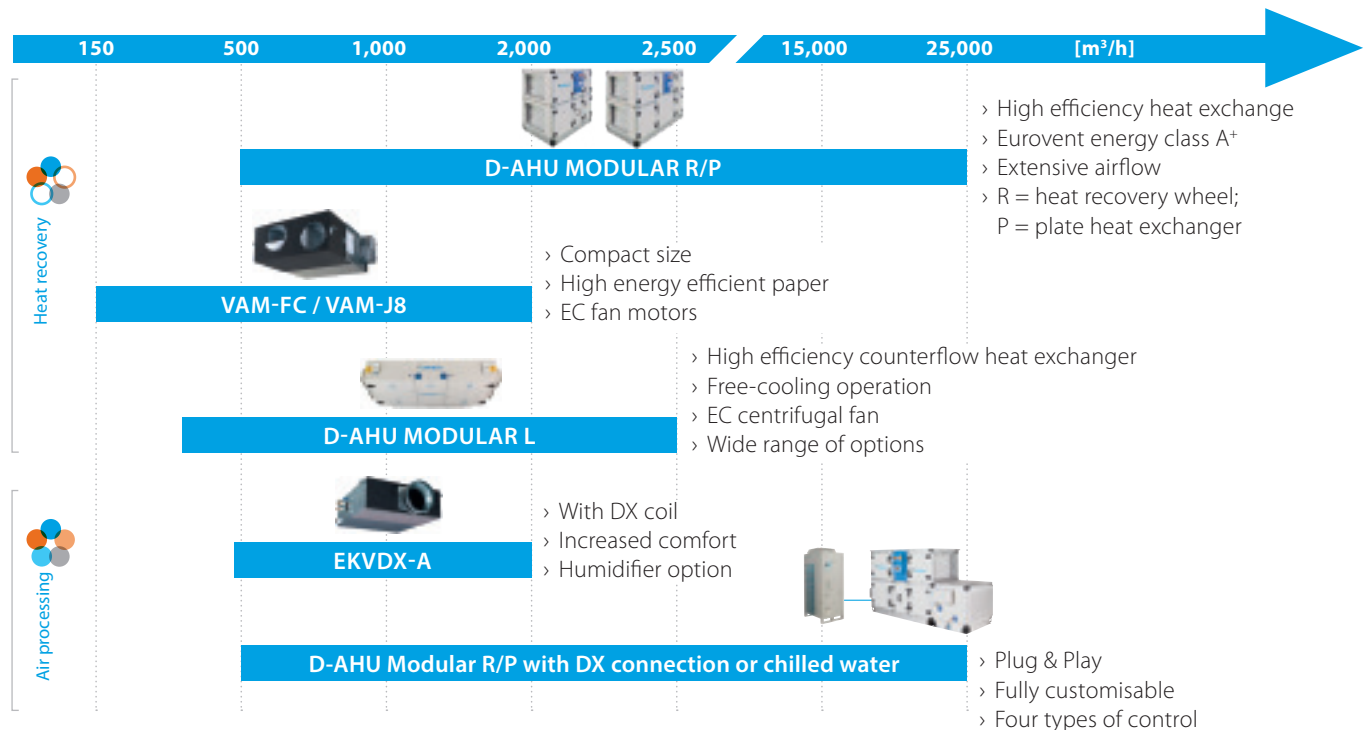
- Daikin offers state-of-the-art ventilation solutions that can easily be integrated into any project.
- > High-quality solutions complying with the highest Daikin quality standards
 - > Seamless integration of all products to provide the best indoor climate
 - > All Daikin products connected to a single controller for complete control of the HVAC system

Heat reclaim ventilation – Ventilation with heat recovery as standard

Proper ventilation is a key component of climate control in buildings, offices and shops and part of the EU requirements. Our heat recovery units can recover both sensible and latent heat, substantially reducing the air conditioning load by up to 40%. The range starts from as low as 150 m³/h to 2,000 m³/h (VAM) and goes up to 25,000 m³/h (Modular AHU).

Ventilation with DX connection – Control over fresh air temperature

Daikin offers a range of R-410A inverter condensing units to be used in combination with Daikin AHUs for ultimate control over the fresh air. There are four control possibilities when combining AHU and Daikin outdoor units hence offering all the required flexibility for any installation. Indoor units can be combined with the same outdoor unit to reduce the installation costs. For false-ceiling installations where space is a constraint, the VKM can fit perfectly to deliver fresh air at a comfortable temperature and it has an optional humidification element.



Modular R

- > Pre-configured sizes
- > Plug & Play concept
- > EC fan technology
- > Heat recovery wheel (sorption and sensible technology)
- > Compact design



Modular L

- > Pre-configured sizes
- > Plug & Play concept
- > EC Fan technology
- > High efficiency aluminium counterflow plate heat exchanger
- > Low height unit
- > For false ceiling applications



Modular P

- > Pre-configured sizes
- > Plug & Play concept
- > EC Fan technology
- > High efficiency aluminium counterflow plate heat exchanger
- > Compact design



VAM-FC/J8

VAM-FC/J utilise paper heat exchangers to exchange heat energy. This can be in the form of sensible and latent capacity. Suitable for the majority of fresh air applications. Efficiencies in excess of 80% according to the JIS standard.



Using VRV and ERQ condensing units for connection to air handling units



High efficiency – Daikin heat pumps are renowned for their high energy efficiency. Integrating the AHU with a heat recovery system is even more effective since an office system can frequently be in cooling mode. At the same time, the outdoor air is too cold to be brought inside in an unconditioned state. In this case, heat from the offices is merely transferred to heat the cold incoming fresh air.

Fast response to changing loads – resulting in high comfort levels. Daikin ERQ and VRV units respond rapidly to fluctuations in supply air temperature, resulting in a steady indoor temperature and resultant high comfort levels for the end-user. The ultimate is the VRV range which improves comfort even more by offering continuous heating, also during defrost.

Easy design and installation – The system is easy to design and install since no additional water systems such as boilers, tanks and gas connections etc. are required. This also reduces both the total system investment and running cost.

Daikin fresh air package

- › If the pre-sized fresh air solution does not match the need.
- › Plug & Play connection between VRV/ERQ and the entire D-AHU modular range.
- › Factory fitted and welded control and expansion valve kits.

Benefits for the installer

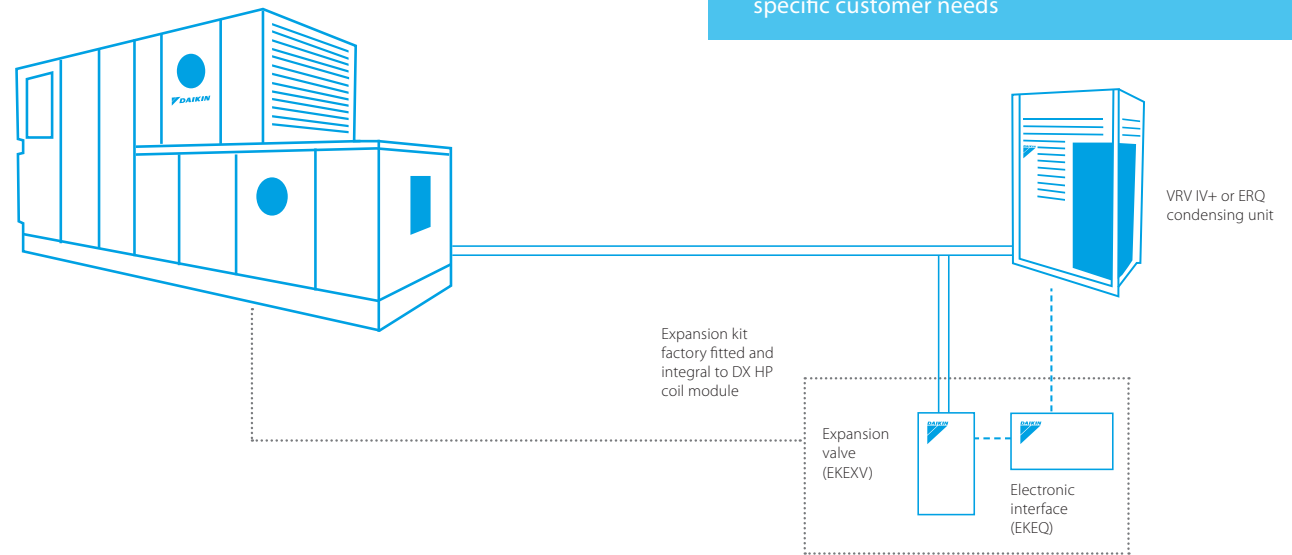
- › Simple precise commissioning through pre-programmed DDC controller
- › Reduced installation time thanks to internal electrical wiring and external terminal connections avoiding drilling into unit panels
- › Flush-mounted electrical control panel avoiding risk of damage during transport and installation

Benefits for the consultant

- › Quick selection tool - in-house developed web software with improved user interface allowing for a professional report in a few clicks
- › Unlimited configuration options

Benefits for the end-user

- › Energy-efficient controls, allowing the user to determine a wide range of settings, resulting in excellent operational flexibility
- › Safe operation - fully integrated electrical panel for units taller than 80cm
- › Amazing tailor-made capability to meet the specific customer needs



Ventilation

Achieving high indoor air quality for building occupants is an essential factor in HVAC design, especially in light of building regulations and the airtight nature of modern buildings.

Daikin offers a range of options that enable control of fresh air into commercial and residential spaces. For flow rates of up to 0.556m³/s, our VAM / VKM range of heat recovery ventilation products can efficiently deliver controlled fresh air to meet your design priorities. For larger fresh air requirements, see our AHU range on pages 187-190 of this section, or for further detail, please see pages 300-305 of the Applied section.

VAM-FC/J8 Total Heat Exchanger

Our popular range of Total Heat Exchangers (VAM) are fully compliant with the lot 6 Ecodesign requirements and rated under the EN 308* testing standard. VAM units recover waste energy from the exhaust airstream to minimise running costs and reduce the carbon footprint of the building.

Eliminates up to 73% of the additional heating and cooling loads caused by introducing fresh air



VAM-FC/J8 Total Heat Exchanger

			VAM150FC9	VAM250FC9	VAM350J8	VAM500J8	VAM650J8	VAM800J8	VAM1000J8	VAM1500J8	VAM2000J8
Dimensions (excluding switch box & transitions)	Height	mm	285	285	305	305	368	368	368	731	731
	Width	mm	776	776	1113	1113	1354	1354	1354	1354	1354
	Depth	mm	525	525	866	866	920	1172	1172	1172	1172
Weight		kg	24	24	46.5	46.5	61.5	76.5	76.5	160	160
Duct Connection Diameter		mm	100	150	200	200	250	250	250	2 x 250**	2 x 250**
Air Flow Rate	Ultra-High	m³/hr	150	250	350	500	650	800	1000	1500	2000
	High	m³/hr	140	230	300	425	550	680	850	1275	1700
	Low	m³/hr	105	155	200	275	350	440	550	825	1100
	Ultra-High	m³/sec	0.042	0.069	0.097	0.139	0.181	0.222	0.278	0.417	0.556
	High	m³/sec	0.039	0.064	0.083	0.118	0.153	0.189	0.236	0.354	0.472
	Low	m³/sec	0.029	0.043	0.056	0.076	0.097	0.122	0.153	0.229	0.306
External Static Pressure	Ultra-High	Pa	90	70	90	90	90	90	90	90	90
	High	Pa	87	63	70	70	70	70	70	70	70
	Low	Pa	40	25	50	50	50	50	50	50	50
Sound Pressure Level (Heat Exchange Mode)	Ultra-High	dB(A)	27.0	28.0	34.5	37.5	39.0	39.0	42.0	42.0	45.0
	High	dB(A)	26.0	26.0	32.0	35.0	36.0	36.0	38.5	39.0	41.5
Electrical Details	Power Supply	V / Hz / Phase	230 / 50 / 1								
	Running Current	A	0.9	0.9	1.6	2.1	2.8	4.4	4.9	8.8	9.8
	Max Fuse Size	A	16	16	16	16	16	16	16	16	16

Trade Unit Price	£534.00	£639.00	£948.00	£1,210.00	£1,481.00	£1,745.00	£1,999.00	£3,053.00	£3,982.00
-------------------------	----------------	----------------	----------------	------------------	------------------	------------------	------------------	------------------	------------------

* For full details of specifications relating to EN308 please see the technical data book. ** 1 x 350 if optional plenum chambers EKPLEN200 are used.

Optional Accessory Compatibility	VAM150FC9	VAM250FC9	VAM350J8	VAM500J8	VAM650J8	VAM800J8	VAM1000J8	VAM1500J8	VAM2000J8
Inlet Heater Battery+	GSIEKA10009	GSIEKA15018	GSIEKA20024		GSIEKA25030		GSIEKA35530		

+ Heater battery does NOT require PCB adaptor to connect to VAM. UK.VH-CK VAM EHBX24 conversion kit cable included.
 ++ EKPLEN200 is required to connect VH5B to VAM1500 / 2000 J.

Optional Inlet Heater Battery	GSIEKA10009	GSIEKA15018	GSIEKA20024	GSIEKA25030	GSIEKA35530
Capacity	kW	0.9	1.8	2.4	3.0
Recommended Fuse Size	A	6	10	16	16
Duct Diameter	mm	100	150	200	250
Trade Unit Price	£387.00	£414.00	£495.00	£539.00	£613.00

Accessories:

Accessory Ref	Description	Trade Price
BRC1H52W	Wired touch screen remote controller - White	£105.00
BRC1H52S	Wired touch screen remote controller - Silver	£110.00
BRC1H52K	Wired touch screen remote controller - Black	£114.00
KRP2A52 and UK.FB2	System adaptor PCB for remote on/off, status indication and temperature setting	£262.00
RTD-Net and UK.FB2	Modbus Interface PCB for Sky Air and VRV	£245.00
RTD-20 and UK.FB2	Energy control PCB for Sky Air and VRV	£327.00
KRP50-2	PCB Adaptor for VAM-FC series connection to humidifier	£138.00
BRP4A50A	PCB Adaptor for VAM-FC9 & VAM-J8 Series connection to 3rd party heater or humidifier	£155.00
EKMP65VAM	Mounting Plate for adaptor PCB installation on VAM650J8	£38.00
EKMPVAM	Mounting Plate for adaptor PCB installation on VAM1500 / 2000 J8	£35.00
EKAFVJ50F6	Air filter for VAM350 / 500 J8 : ePM10 70% (M6)	£137.00

Accessory Ref	Description	Trade Price
EKAFVJ50F7	Air filter for VAM350 / 500 J8 : ePM1 55% (F7)	£151.00
EKAFVJ50F8	Air filter for VAM350 / 500 J8 : ePM1 70% (F8)	£168.00
EKAFVJ65F6	Air filter for VAM650J8: ePM10 70% (M6)	£151.00
EKAFVJ65F7	Air filter for VAM650J8: ePM1 55% (F7)	£168.00
EKAFVJ65F8	Air filter for VAM650J8: ePM1 70% (F8)	£186.00
EKAFVJ100F6	Air filter for VAM800 / 1000 / 1500 / 2000 J8 : ePM10 70% (M6)	£184.00
EKAFVJ100F7	Air filter for VAM800 / 1000 / 1500 / 2000 J8 : ePM1 55% (F7)	£203.00
EKAFVJ100F8	Air filter for VAM800 / 1000 / 1500 / 2000 J8 : ePM1 70% (F8)	£225.00
BRYMA65	CO ₂ Sensor for VAM350 / 500 / 650 J8	£492.00
BRYMA100	CO ₂ Sensor for VAM800 / 1000 J8	£492.00
BRYMA200	CO ₂ Sensor for VAM1500 / 2000 J8	£492.00
EKPLEN200	Plenum chamber for VAM1500 / 2000 J8 (4 required per VAM) 350mm duct	£80.00

CO₂ sensors for VAM-J range minimise running costs, delivering only the ventilation amounts required to maintain your indoor air quality

Notes:


- i) Please contact your local sales office for required options when combined operation with an air conditioning system is required.
- ii) Only one filter is required to cover the whole of one side of the heat exchanger, even if the heat exchanger has two sections. For VAM 1500/2000 two filters are required.
- iii) VKM models must be connected as the slave indoor unit of a standard VRV indoor unit and share the same BRC1H* remote controller and BS-Q box (If connected to Heat Recovery).

VAM filter options to suit your application

A range of VAM filter options is available to suit different outdoor air quality levels and indoor air quality requirements. The VAM-J range comes with a standard G3 filter. However, this can be upgraded to suit your particular situation and application.

Filter overview

FILTERS	Number of filters	U4 (pre-filter + filter for supply air, pre-filter + filter for exhaust)
	Standard filters	G3
	Optional filters	M6, F7, F8
	Optional pre-filters	G3, M6
	Filter replacement trigger	Fan power based
	Previous EN 13779 compliance	Up to IDA2 / ODA2
	New EN 16798-3:2012 compliance	Up to SUP2 / ODA3



Filter selection and unit set-up

- > Choose the required air flow
- > Select the filter [see tables right]
- > Add up the pressure drops of the duct system on-site and the filter pressure drop at the design air flow rate [see data book for filter characteristics]
- > Compare with unit performance characteristics to see resulting airflow and ESP

Outdoor Air Environment

Table 1

Outdoor air quality	
ODA 1	Pure air
ODA 2	High concentration of particles in air
ODA 3	High concentration gas pollution and particles
Indoor air quality	
IDA 1	Optimum quality air [required in hospitals, laboratories, nurseries etc]
IDA 2	Good air quality [required in offices, residential environments, museums etc]
IDA 3	Medium air quality [required in commercial buildings, cinemas, theatres, hotels, bars, gyms, computer rooms]

Filter option specifications

All filters are to EN779:2012 standard.

Table 2

Outdoor air quality	Indoor air quality		
	IDA 1	IDA 2	IDA 3
ODA 1	NA	ePM ₁ 70% (F8)	ePM ₁ 50% (F7)
ODA 2	NA	ePM ₁₀ 70% (M6) ePM ₁ 70% (F8)	ePM ₁₀ 75% (M5) ePM ₁ 50% (F7)
ODA 3	NA	NA	ePM ₁₀ 75% (M5) ePM ₁ 50% (F7)

Filter pressure drop for selected unit at nominal air flow rate

Table 3

Unit	Airflow [m3/Hr]	ePM10 70% (M6)	ePM1 55% (F7)	ePM1 70% (F8)
VAM350J8	350	39 Pa	52 Pa	88 Pa
VAM500J8	500	65 Pa	87 Pa	148 Pa
VAM650J8	650	61 Pa	83 Pa	140 Pa
VAM800J8	800	89 Pa	121 Pa	206 Pa
VAM1000J8	1000	80 Pa	109 Pa	185 Pa
VAM1500J8	1500	79 Pa	106 Pa	181 Pa
VAM2000J8	2000	80 Pa	109 Pa	185 Pa

See data book for additional information on pressure drop/airflow curves

Use the following material numbers for ordering

Table 4

Filter grade	VAM 350J8	VAM 500J8	VAM 650J8	VAM 800J8	VAM 1000J8	VAM 1500J8	VAM 2000J8
ePM10 70% (M6)	EKAFVJ50F6	EKAFVJ50F6	EKAFVJ65F6	EKAFVJ100F6	EKAFVJ100F6	EKAFVJ100F6 x 2	EKAFVJ100F6 x 2
	£137.00	£137.00	£151.00	£184.00	£184.00	£368.00	£368.00
ePM1 55% (F7)	EKAFVJ50F7	EKAFVJ50F7	EKAFVJ65F7	EKAFVJ100F7	EKAFVJ100F7	EKAFVJ100F7 x 2	EKAFVJ100F7 x 2
	£151.00	£151.00	£168.00	£203.00	£203.00	£406.00	£406.00
ePM1 70% (F8)	EKAFVJ50F8	EKAFVJ50F8	EKAFVJ65F8	EKAFVJ100F8	EKAFVJ100F8	EKAFVJ100F8 x 2	EKAFVJ100F8 x 2
	£168.00	£168.00	£186.00	£225.00	£203.00	£450.00	£450.00

VAM-FC/J


Weatherproof Enclosures for VAM Total Heat Exchangers

As VAM units are designed for internal installation, they will need a weatherproof enclosure if installed outside a building.

We can offer fully weatherproofed housings for the VAM range, which are rated IP44 to make them suitable for outdoor installation. The VAM units are fitted into the enclosure and delivered to site for fuss-free installation.

Please note:

- › The prices quoted are for the enclosure, fitting of the VAM into the enclosure and standard delivery. The VAM unit cost is not included.
- › Pre heaters cannot be used with the VAM weatherproof enclosures.



Lead time: Six weeks

Applicable units: All VAM units (not VKM)

Standard weatherproof enclosure

	UK.VAM150/ WPENC	UK.VAM250/ WPENC	UK.VAM350J/ WPENC	UK.VAM500J/ WPENC	UK.VAM650J/ WPENC	UK.VAM800J/ WPENC	UK.VAM1000J/ WPENC	UK.VAM1500J/ WPENC	UK.VAM2000J/ WPENC
VAM Price (discountable)	£534.00	£639.00	£948.00	£1,210.00	£1,481.00	£1,745.00	£1,999.00	£3,053.00	£3,982.00
Weather Enclosure + Modification (non-discountable)	£942.00	£942.00	£1,075.00	£1,075.00	£1,235.00	£1,567.00	£1,567.00	£1,968.00	£1,968.00
Total Trade Price	£1,476.00	£1,581.00	£2,023.00	£2,285.00	£2,716.00	£3,312.00	£3,566.00	£5,021.00	£5,950.00

Flat pack versions are available on request. Please contact Daikin UK for details. *EKPLEN200 accessory is NOT required for use of the weatherproof enclosure for VAM1500 / 2000 J

Flat pack weatherproof enclosure

Flat Pack W/P Enclosure VAM150-250 FC	Flat Pack W/P Enclosure VAM350-500 J8	Flat Pack W/P Enclosure VAM650 J8	Flat Pack W/P Enclosure VAM800-1000 J8	Flat Pack W/P Enclosure VAM1500-2000 J8
UK.WPENC1	UK.WPENC/J/2	UK.WPENC/J/3	UK.WPENC/J/4	UK.WPENC/J/5
£905.00	£1,037.00	£1,197.00	£1,390.00	£1,791.00

On-site assembly procedure available on request

Please speak to your local sales engineer to discuss your requirements.

EKVDX-A

DX Module for VAM

The new EKVDX-A/VAM-J8 is a fresh air pre-treatment solution.

The EKVDX-A DX coil module: a unit based on the FXSA-A VRV indoor unit (without its fan).

The new VAM-J8 range: mechanically same as the current VAM-J series but upgraded from PCB and control software point of view to allow cooperation with the DX coil module.

The two units are connected between them with the use of a field supplied duct as well with necessary wiring for the control.



DX Module for VAM

				EKVDX32A	EKVDX50A	EKVDX80A	EKVDX100A
Power input - 50Hz	Cooling/Heating	Nom.	kW	0.035 / 0.035	0.035 / 0.035	0.035 / 0.035	0.035 / 0.035
Casing / Insulation	Material	Galvanised steel plate / Opcell and anti-sweat material					
Dimensions	Unit	Height	mm	250	250	250	250
		Width	mm	550	700	1000	1400
		Depth	mm	809	809	809	809
Weight	Unit		kg	19.0	23.4	30.1	37.7
Operation range	Around unit		°CDB	0 - 40	0 - 40	0 - 40	0 - 40
	On coil temperature	Cooling Max. Heating Min.	°CDB	35	35	35	35
Piping connections	Liquid	OD	inch (mm)	1/4 (6.35)	1/4 (6.35)	1/4 (6.35)	1/4 (6.35)
	Gas	OD	inch (mm)	1/2 (12.7)	1/2 (12.7)	1/2 (12.7)	1/2 (12.7)
	Drain		mm	VP20 Outdoor Diameter 26. ID (diameter sign to be added)20			
Refrigerant	Type	R410A/R32					
	GWP	2087.5/675					
Power supply	Phase / Frequency / Voltage		ph / Hz / V	1ph / (50/60) / 220-240			
Trade Unit Price				£897.00	£993.00	£1,164.00	£1,619.00

				EKVDX32A + VAM500J8	EKVDX50A + VAM650J8	EKVDX50A + VAM800J8	EKVDX80A + VAM1000J8	EKVDX100A + VAM1500J8	EKVDX100A + VAM2000J8
Cooling capacity	Total (VAM+DX coil) DX coil	Ultra high fan speed	kW	5.10	7.10	8.60	9.30	15.40	18.40
		High fan speed	kW	3.40	4.80	5.50	5.70	9.50	11.20
		High fan speed	kW	2.70	4.10	4.40	4.50	8.80	9.20
Heating capacity	Total (VAM+DX coil) DX coil	Ultra high fan speed	kW	6.70	8.50	11.00	11.90	18.70	22.90
		Ultra high fan speed	kW	4.20	5.10	6.90	7.00	10.80	13.00
		High fan speed	kW	3.60	4.60	5.80	6.30	9.60	11.70
Air flow rate - 50Hz	Heat exchange mode	Ultra high	m ³ /h	500.00	650.00	800.00	1000.00	1500.00	2000.00
		High	m ³ /h	425.00	550.00	680.00	850.00	1275.00	1700.00
		Bypass mode	Ultra high	m ³ /h	500.00	650.00	800.00	1000.00	1500.00
	High	m ³ /h	425.00	550.00	680.00	850.00	1275.00	1700.00	
	External static pressure - 50Hz	Maximum	Pa	81.00	73.00	133.00	106.00	154.00	92.50
		Ultra high	Pa	51.90	43.00	23.70	26.00	43.60	12.10
High		Pa	39.00	33.90	19.40	21.40	35.10	11.90	
Sound pressure level - 50Hz	Cooling	Ultra high (nominal)	dBA	32.00	34.00	35.50	40.50	38.50	43.50
		High (nominal)	dBA	30.50	32.00	34.00	38.00	37.00	40.00
		Ultra high (nominal)	dBA	32.50	34.50	36.00	40.50	39.00	44.00
	Heating	High	dBA	31.50	32.00	34.00	38.50	37.00	40.50
		Maximum fuse amps (MFA)	A	6.00	6.00	6.00	6.00	16.00	16.00

VKM-GBM

Total Heat Exchanger with DX Coil and Humidification

- › Energy saving ventilation using indoor heating, cooling and moisture recovery
- › Creates a high quality indoor environment by pre conditioning incoming fresh air
- › Humidification of the incoming air results in comfortable indoor humidity level, even during heating
- › Ideal solution for shops, restaurants or offices requiring maximum floor space for furniture, decorations and fittings
- › Free cooling possible when outdoor temperature is below indoor temperature (eg. during nighttime)
- › Low energy consumption thanks to DC fan motor
- › Prevent energy losses from over-ventilation while improving indoor air quality with optional CO2 sensor
- › Shorter installation time thanks to easy adjustment of nominal air flow rate, so less need for dampers compared with traditional installation.
- › Specially developed heat exchange element with High Efficiency Paper (HEP)
- › Can operate in over- and under pressure



Total Heat Exchanger with DX Coil and Humidification

				VKM50GBM	VKM80GBM	VKM100GBM	
Power input - 50Hz	Heat exchange mode	Nom.	Ultra high	kW	0.270	0.330	0.410
			High	kW	0.230	0.280	0.365
			Low	kW	0.170	0.192	0.230
Fresh air conditioning load	Cooling			kW	4.71	7.46	9.12
	Heating			kW	5.58	8.79	10.69
Humidifier	System				Natural evaporating type		
	Amount			kg/h	2.7	4.0	5.4
	Feed water pressure			MPa		0.02 ~ 0.49	
	Elements	Quantity			1		2
Dimensions	Height x Width x Depth		mm	387 x 1764 x 832	387 x 1764 x 1214		
Weight			kg	100	119	123	
Temperature Exchange Efficiency	Ultra high / High / Low		%	76.0 / 76.0 / 77.5	78.0 / 78.0 / 79.0	74.0 / 74.0 / 76.5	
Fan	Air flow rate - 50Hz	Heat exchange mode	Ultra high	m ³ /h	500	750	950
			High	m ³ /h	500	750	950
			Low	m ³ /h	440	640	820
			Ultra high	m ³ /sec	0.139	0.208	0.264
			High	m ³ /sec	0.139	0.208	0.264
			Low	m ³ /sec	0.122	0.178	0.228
			External static pressure - 50Hz	Ultra high / High / Low	Pa	200 / 150 / 120	205 / 155 / 105
Sound pressure level 50Hz	Heat exchange mode	Ultra high / High / Low	dB(A)	38.0 / 36.0 / 34.0	40.0 / 37.5 / 35.5	40.0 / 38.0 / 35.0	
Connection duct diameter			mm	200	250		
Piping connections	Liquid		Inch (mm)	1/4 (6.4)			
	Gas		Inch (mm)	1/2 (12.7)			
	Water supply		Inch (mm)	1/4 (6.4)			
	Drain			PT3/4 external thread			
Electrical Details	Power Supply		V / Hz / Phase	230 / 50 / 1			
	Running Current		A	3.25			
	Max Fuse Size		A	6			
Trade Unit Price				£3,022.00	£3,771.00	£4,219.00	

Air Handling Units

Modular-L AHU with high efficiency heat recovery



Energy efficiency and indoor air quality

- › Available in Pro and Smart versions
- › Six predefined sizes
- › IE4 premium efficiency motor
- › High efficiency plate heat exchanger for heat recovery, all aluminium construction eliminates cross-contamination of air flows
- › Advanced control option on Pro version utilising Siemens MicroTech control platform
- › Simplified control option on Smart version utilising P1/P2 platform
- › Easy installation
- › Very low height
- › Wide operating limits
- › Free cooling capability
- › Economy and Night mode operation
- › Bacnet & Modbus modules available as an option

EC fan

- › Supplied with ePM1 50% (F7) supply air filter as standard
- › Air flow or pressure control (Variable Air Volume – Constant Air Volume)
- › Nominal air flow programmed at factory

Simple, quick installation

The Modular series' Plug & Play design is more than just a convenient feature for installers. It offers cost-saving benefits as there is no need for expensive adjustments before the unit is commissioned. Plug & Play makes everyone's life simpler, safer and more economical.

D-AHU Modular L - Base Unit							
Unit Nominal Performance	Size	ALB02*B(S)	ALB03*B(S)	ALB04*B(S)	ALB05*B(S)	ALB06*B(S)	ALB07*B(S)
	Supply/Extract Airflow [m³/s]	0.08	0.17	0.33	0.42	0.64	0.75
	Thermal Efficiency [%]	93	93	93	92	94	93
	Maximum ESP [Pa]	160	100	175	150	150	140
	Nominal Fan Current - Supply and Extract [A]	0.52	1.17	1.91	2.48	4.39	5.39
	Nominal Power Input [kW]	0.12	0.27	0.44	0.57	1.01	1.24
	SFPv [kW/m³/s]	1.50	1.50	1.50	1.50	1.50	1.50
	Electrical Supply [V-Ph-Hz]	230-1-50	230-1-50	230-1-50	230-1-50	230-1-50	230-1-50
	Length [mm]	1660	1800	2000	2000	2000	2000
	Width [mm]	920	1100	1600	1600	2000	2000
	Height [mm]	280	350	415	415	500	500
	Weight [kg]	125	180	270	280	355	360
	Duct Connection Size (mm)	Width 250 Height 150	400 200	500 300	500 300	700 400	700 400
	Sound Power Level - Lw dB(A) ⁽¹⁾	53	61	62	58	63	60
Sound Pressure Level - Lp dB(A) ⁽²⁾	34	39	41	37	46	41	
Trade Air Handling Unit Price - Pro Series⁽³⁾	ALB02*B	ALB03*B	ALB04*B	ALB05*B	ALB06*B	ALB07*B	
	£4,719.00	£5,564.00	£7,285.00	£8,157.00	£10,442.00	£11,113.00	
Trade Air Handling Unit Price - Smart Series⁽³⁾⁽⁴⁾	ALB02*BS	ALB03*BS	ALB04*BS	ALB05*BS	ALB06*BS	ALB07*BS	
	£4,167.00	£5,020.00	£6,748.00	£7,620.00	£9,908.00	£10,596.00	

* Indicates handing of unit, R=Right Hand, L = Left Hand. (S) Indicates Modular Light Smart. ⁽¹⁾ Sound Power Level. ⁽²⁾ Sound Pressure Level according to EN3744, Surrounding, Directivity (Q=2) at a distance of 1.5m. ⁽³⁾ Price includes, ePM1 50% (F7) Filter, Mineral wool insulation, Aluzinc internal skin and Aluzinc Pre-Painted external skin. ⁽⁴⁾ Units require BRC1E53C wired remote controller or Madoka BRC1H519(W,S,K).

Notes: Ancillary modules include Silencers, Electric Frost Coils and various Heating/Cooling Coil Modules will be delivered loose for installation at site. Final pricing will be dependent on actual selection configuration and additional modules required. Above pricing will provide a sufficiently accurate indication for budget purposes. The SFP figure shown in the above table is based at the nominal airflow and nominal ESP shown.

Please contact your local sales office for further information on selection at different working conditions and supply of consumable spare parts such as replacement filters.

Modular-L Options and Accessories:

Item	Model	Size					
		ALB02	ALB03	ALB04	ALB05	ALB06	ALB07
Compact filters							
ISO Coarse 55% (G4)	ALF**G4A	£19.00	£21.00		£27.00		£30.00
ePM10 55% (M5)	ALF**M5A	£55.00	£74.00		£103.00		£124.00
ePM1 50% (F7)	ALF**F7A	£57.00	£80.00		£105.00		£127.00
ePM1 80% (F9)	ALF**F9A	£62.00	£84.00		£111.00		£131.00
Silencer							
900 mm depth	ALS**90A	£209.00	£306.00		£412.00		£590.00
Sensors***							
CO2	ALP00COA				£462.00		
Humidity (%RH)	ALP00HUA				£267.00		
Temperature	ALP00TEA				£55.00		
Coil Modules***							
Electric pre -heating	ALD**HEFA	£1,230.00	£1,282.00		£1,710.00		£2,240.00
Electric post - heating	ALD**HESA	£1,248.00	£1,314.00		£2,031.00		£2,240.00
Water cooling (post - heating)	ALD**CWSA	£819.00	£947.00		£1,144.00		£1,565.00
Water heating (pre/post - heating)	ALD**HWUA	£370.00	£390.00		£555.00		£763.00
Mechanical accessories							
Sliding rail access doors	ALA**RLA	£131.00	£140.00		£159.00		£172.00
Valves***							
2-way water heating	ALV**HW2A	£59.00	£65.00		£87.00		£95.00
3-way water heating	ALV**HW3A	£74.00	£87.00		£95.00		£103.00
2-way water cooling	ALV**CW2A	£59.00	£59.00		£87.00		£95.00
3-way water cooling	ALV**CW3A	£74.00	£87.00		£95.00		£103.00
Electrical accessories***							
Modulating actuator	ALE00AMVA				£227.00		
Controls***							
Module Bacnet Pol 908	ALC00908A				£244.00		
Module Modbus Pol 902	ALC00902A				£156.00		
Pol 822 Room unit	ALC00822A				£104.00		
Module Pol 895 (Commissioning)	ALC00895A				£277.00		

Notes: ** Denotes model size number - Where accessories are common across model sizes the larger model dictates accessory code, Example G4 Compact Filter for ALB06 & ALB07 = ALF07G4A
*** These accessories are not compatible with the Modular L Smart Series

ADT

Air Handling Units

Modular-P AHU with high efficiency Plate Heat Exchanger



Energy efficiency and indoor air quality

- > 10 predefined sizes
- > IE4 premium efficiency motor
- > High efficiency plate heat exchanger for heat recovery, all aluminium construction eliminates cross-contamination of air flows
- > Compact design
- > Advanced control features
- > Easy installation
- > Indoor air quality compliant with VDI 6022 hygiene guideline
- > Operating limits from -25 °C, -40 °C with electric heaters, up to +46 °C ambient temperature
- > VRV IV and ERQ coupling capability
- > Indoor and outdoor versions
- > Free cooling capability
- > Economy and Night mode operation
- > Bacnet & Modbus modules available as an option

EC fan

- > Air flow or pressure control (Variable Air Volume – Constant Air Volume)
- > Nominal air flow programmed at factory
- > Reduced noise with option NRLS

Simple, quick installation

The Modular-series' Plug & Play design is more than just a convenient feature for installers. It offers cost-saving benefits as there is no need for expensive adjustments before the unit is commissioned. Plug & Play makes everyone's life simpler, safer and more economical.

		D-AHU Modular P - Base Unit c/w Plate Heat Exchanger & DX Module									
		ADT01ECD1	ADT02ECD1	ADT03ECD1	ADT04ECD1	ADT05ECD1	ADT06ECD1	ADT07ECD1	ADT08ECD1	ADT09ECD1	ADT10ECD1
Unit Nominal Performance	Size										
	Supply/Extract Airflow [m³/s]	0.50	0.61	0.98	1.31	1.67	1.89	2.33	3.51	4.02	5.28
	Temp Efficiency Winter [%]	91.70	91.90	91.30	91.10	90.80	91.30	91.10	91.10	91.40	91.10
	Temp Efficiency Summer [%]	82.70	83.10	82.10	81.80	81.50	82.10	81.80	81.90	82.30	82.90
	ESP Nominal [Pa]	250	250	250	250	250	250	250	250	250	250
	Nominal Fan Current - Supply/Extract [A]	3.3/3.3	3.1/3.1	1.9/1.9	3.0/3.0	3.8/3.8	4.0/4.0	5.3/5.3	7.7/7.7	4.0/4.0	5.3/5.3
	Power Input Supply, Nominal [kW]	0.5	0.65	1.01	1.4	1.75	2.02	2.44	3.71	2 x 2.15	2 x 2.77
	Power Input Extract, Nominal [kW]	0.52	0.67	1.06	1.47	1.86	2.1	2.55	3.88	2 x 2.24	2 x 2.92
	SFPv [kW/m³/s]	1.88	1.98	1.94	2.00	2.00	2.00	1.98	2.00	2.00	1.99
	Electrical Supply [V-Ph-Hz]	230-1-50	230-1-50	400-3+N-50	400-3+N-50	400-3+N-50	400-3+N-50	400-3+N-50	400-3+N-50	400-3+N-50	400-3+N-50
	Length [mm]	2730	2900	3310	3360	3500	3910	4040	4540	4760	4890
	Depth [mm]	720	820	990	1200	1400	1400	1600	1940	1940	2300
	Height (Including Base Frame) [mm]	1320	1320	1540	1740	1740	1920	1920	2180	2460	2570
	Weight [kg]	402	421	591	695	882	956	1082	1618	1894	2305
	DX Total Cooling Capacity [kW]	5.0	6.2	10.0	13.6	17.4	19.6	24.4	36.8	42.3	55.00
	Outdoor Unit Nominal Cooling Power Input [kW]	-	-	-	3.51	4.53	5.22	5.22	2 x 5.22	2 x 5.22	2 x 7.42
Sound Power Level - Lw dB(A)	72	77	74	77	77	77	78	81	81	82	
Trade Air Handling Unit Price	POA	POA	POA	POA	POA	POA	POA	POA	POA	POA	
Matched Air Cooled Condensing Unit	Model	-	-	ERQ100AV1	ERQ125AV1	ERQ200AW1	ERQ200AW1	ERQ250AW1	ERQ200AW1	ERQ200AW1	ERQ250AW1

		D-AHU Modular P - Base Unit c/w Plate Heat Exchanger & CHW Module									
		ADT01ECW1	ADT02ECW1	ADT03ECW1	ADT04ECW1	ADT05ECW1	ADT06ECW1	ADT07ECW1	ADT08ECW1	ADT09ECW1	ADT10ECW1
Unit Nominal Performance	Size										
	Supply/Extract Airflow [m³/s]	0.50	0.60	0.98	1.29	1.67	1.89	2.33	3.51	4.26	5.28
	Temp Efficiency Winter [%]	91.70	92.00	91.30	91.10	90.80	91.30	91.10	91.10	91.20	91.10
	Temp Efficiency Summer [%]	82.70	83.20	82.10	81.90	81.50	82.10	81.80	81.90	82.00	81.80
	ESP nominal [Pa]	250	250	250	250	250	250	250	250	250	250
	Nominal Fan Current - Supply/Extract [A]	3.3/3.3	3.1/3.1	4.6/4.6	3.0/3.0	3.8/3.8	4.0/4.0	5.3/5.3	7.7/7.7	4.5/4.5	5.3/5.3
	Power Input Supply, Nominal [kW]	0.52	0.66	1.12	1.42	1.82	2.1	2.54	3.85	2 x 2.36	2 x 2.90
	Power Input Extract, Nominal [kW]	0.52	0.65	1.11	1.44	1.86	2.1	2.55	3.88	2 x 2.36	2 x 2.92
	SFPv [kW/m³/s]	1.90	1.95	2.00	2.00	2.00	2.00	1.98	2.00	2.00	2.00
	Electrical Supply [V-Ph-Hz]	230-1-50	230-1-50	400-3+N-50	400-3+N-50	400-3+N-50	400-3+N-50	400-3+N-50	400-3+N-50	400-3+N-50	400-3+N-50
	Length [mm]	2730	2900	3310	3360	3500	3910	4040	4540	4760	4890
	Depth [mm]	720	820	990	1200	1400	1400	1600	1940	1940	2300
	Height (Including Base Frame) [mm]	1320	1320	1540	1740	1740	1920	1920	2180	2460	2570
	Weight [kg]	401	420	591	696	885	961	1086	1616	1893	2308
	Total Cooling Capacity [kW]	3.9	4.8	8.0	10.9	14.0	16.0	19.3	29.2	35.4	43.3
	Outdoor Unit Nominal Cooling Power Input [kW]	1.27	1.61	2.57	3.9	5.8	5.8	7.59	13.5	13.5	15.4
Sound Power Level - Lw dB(A)	73	77	77	77	78	77	78	81	81	83	
Trade Air Handling Unit Price	POA	POA	POA	POA	POA	POA	POA	POA	POA	POA	
Matched Air Cooled Reverse Cycle Chiller	Model	EWYQ004 BVP-H	EWYQ005 BVP-H	EWYQ008 BVP-H	EWYA011 DW1P-H	EWYQ016 CWP-H	EWYQ016 CWP-H	EWYQ021 CWP-H	EWYQ032 CWP-H	EWYQ032 CWP-H	EWYQ040 CWP-H

Notes:

Sound Power Level - Supply Air Unit Outlet.
 Data sheets for above selections are available on request.
 Ancillary modules include Dual or Single Silencers, Electric or LPHW Frost Coils, Humidifier and various Heating/Cooling Coil Modules.
 Final pricing will be dependent on actual selection configuration and additional modules required. Above pricing will provide a sufficiently accurate indication for budget purposes.

Please contact your local sales office for further information on selection at different working conditions and supply of consumable spare parts such as replacement filters.

Air Handling Units

Modular-R AHU with high efficiency Rotary Heat Exchanger



Energy efficiency and indoor air quality

- › 10 predefined sizes
- › IE4 premium efficiency motor
- › High efficiency heat wheel (heat recovery)
- › Compact design
- › Advanced control features
- › Easy installation
- › Indoor air quality compliant with VDI 6022 hygiene guideline
- › Operating limits from -25 °C, -40 °C with electric heaters, up to +46 °C ambient temperature
- › VRV IV and ERQ coupling capability
- › Indoor and outdoor versions
- › Free cooling capability
- › Economy and Night mode operation
- › Monitoring and control through Daikin ITM

EC fan

- › Air flow or pressure control (Variable Air Volume – Constant Air Volume)
- › Nominal air flow programmed at factory
- › Reduced noise with option NRLS

Simple, quick installation

The Modular series' Plug & Play design is more than just a convenient feature for installers. It offers cost-saving benefits as there is no need for expensive adjustments before the unit is commissioned. Plug & Play makes everyone's life simpler, safer and more economical.

		D-AHU Modular R - Base Unit c/w Thermal Wheel & DX Module									
Unit Nominal Performance	Size	ADT01FCD1	ADT02FCD1	ADT03FCD1	ADT04FCD1	ADT05FCD1	ADT06FCD1	ADT07FCD1	ADT08FCD1	ADT09FCD1	ADT10FCD1
	Supply/Extract Airflow [m³/s]	0.42	0.52	0.97	1.43	1.86	2.05	2.80	3.63	4.07	5.83
	Temp Efficiency Winter [%]	80.50	81.90	80.30	80.90	80.60	81.00	80.40	79.60	80.70	80.00
	Temp Efficiency Summer [%]	79.90	81.20	79.70	80.30	80.00	80.40	79.70	79.00	80.10	79.40
	ESP nominal [Pa]	250	250	250	250	250	250	250	250	250	250
	Nominal Fan Current - Supply/Extract [A]	3.3/3.3	3.1/3.1	1.9/1.9	4.1/4.1	3.8/3.8	4.0/4.0	9.0/9.0	7.7/7.7	4.0/4.0	9.0/9.0
	Power Input Supply, Nominal [kW]	0.46	0.58	1.06	1.59	1.99	2.26	3.06	3.88	2 x 2.25	2 x 3.18
	Power Input Extract, Nominal [kW]	0.45	0.56	1.02	1.54	1.93	2.18	2.94	3.74	2 x 2.18	2 x 3.05
	SFPv [kW/m³/s]	2.00	2.00	1.97	2.00	1.94	1.99	1.97	1.94	1.99	1.97
	Electrical Supply [V-Ph-Hz]	230-1-50	230-1-50	400-3+N-50	400-3+N-50	400-3+N-50	400-3+N-50	400-3+N-50	400-3+N-50	400-3+N-50	400-3+N-50
	Length [mm]	2400	2400	2500	2620	2780	2980	3100	3150	2980	3100
	Depth [mm]	720	820	990	1200	1400	1400	1600	1940	1940	2300
	Height (Including Base Frame) [mm]	1320	1320	1540	1740	1740	1920	1920	2180	2460	2570
	Weight [kg]	385	414	555	667	848	895	1070	1501	1606	1986
	DX Total Cooling Capacity [kW]	3.9	4.6	8.7	13.0	16.9	18.6	25.4	34.1	37.8	52.9
	Outdoor Unit Nominal Cooling Power Input [kW]	-	-	-	3.51	4.53	5.22	7.42	2 x 4.53	2 x 5.22	2 x 7.42
Sound Power Level - Lw dB(A)	73	76	74	78	79	79	84	81	81	88	
Trade Air Handling Unit Price	POA	POA	POA	POA	POA	POA	POA	POA	POA	POA	
Matched Air Cooled Condensing Unit	Model	-	-	-	ERQ125AV1	ERQ140AV1	ERQ200AW1	ERQ250AW1	2 x ERQ200AW1	2 x ERQ200AW1	2 x ERQ250AW1

		D-AHU Modular R - Base Unit c/w Thermal Wheel & CHW Module									
Unit Nominal Performance	Size	ADT01FCW1	ADT02FCW1	ADT03FCW1	ADT04FCW1	ADT05FCW1	ADT06FCW1	ADT07FCW1	ADT08FCW1	ADT09FCW1	ADT10FCW1
	Supply/Extract Airflow [m³/s]	0.42	0.51	0.96	1.42	1.86	2.04	2.81	3.63	4.06	5.83
	Temp Efficiency Winter [%]	80.70	82.00	80.40	81.00	80.60	81.10	80.40	79.60	80.80	80.00
	Temp Efficiency Summer [%]	80.10	81.30	79.80	80.30	80.00	80.40	79.70	79.00	80.10	79.40
	ESP nominal [Pa]	250	250	250	250	250	250	250	250	250	250
	Nominal Fan Current - Supply/Extract [A]	3.3/3.3	3.1/3.1	4.6/4.6	4.1/4.1	3.8/3.8	4.0/4.0	9.0/9.0	7.7/7.7	4.0/4.0	9.0/9.0
	Power Input Supply, Nominal [kW]	0.46	0.58	1.11	1.59	2.02	2.29	3.13	3.95	2 x 2.28	2 x 3.25
	Power Input Extract, Nominal [kW]	0.44	0.55	1.05	1.52	1.93	2.17	2.95	3.74	2 x 2.17	2 x 3.05
	SFPv [kW/m³/s]	2.00	1.99	2.00	2.00	1.94	1.99	1.98	1.94	2.00	1.97
	Electrical Supply [V-Ph-Hz]	230-1-50	230-1-50	400-3+N-50	400-3+N-50	400-3+N-50	400-3+N-50	400-3+N-50	400-3+N-50	400-3+N-50	400-3+N-50
	Length [mm]	2400	2400	2500	2620	2780	2980	3100	3150	2980	3100
	Depth [mm]	720	820	990	1200	1400	1400	1600	1940	1940	2300
	Height (Including Base Frame) [mm]	1320	1320	1540	1740	1740	1920	1920	2180	2460	2570
	Weight [kg]	383	413	555	668	850	900	1074	1499	1601	1988
	Total Cooling Capacity [kW]	3.0	3.6	6.8	10.2	13.3	14.7	19.8	26.5	29.2	41.5
	Outdoor Unit Nominal Cooling Power Input [kW]	-	-	2.56	3.9	5.52	5.8	7.47	9.45	12.7	15.1
Sound Power Level - Lw dB(A)	74	76	77	78	79	79	85	81	81	88	
Trade Air Handling Unit Price	POA	POA	POA	POA	POA	POA	POA	POA	POA	POA	
Matched Air Cooled Reverse Cycle Chiller	Model	EWYQ004 BVP-H	EWYQ004 BVP-H	EWYQ008 BVP-H	EWYA011 DW1P-H	EWYA014 DW1P-H	EWYQ016 CWP-H	EWYQ021 CWP-H	EWYQ025 CWP-H	EWYQ032 CWP-H	EWYQ040 CWP-H

Notes:

Sound Power Level - Supply Air Unit Outlet.
 Data sheets for above selections are available on request.
 Ancillary modules include Dual or Single Silencers, Electric or LPHW Frost Coils, Humidifier and various Heating/Cooling Coil Modules.
 Final pricing will be dependent on actual selection configuration and additional modules required. Above pricing will provide a sufficiently accurate indication for budget purposes.

Please contact your local sales office for further information on selection at different working conditions and supply of consumable spare parts such as replacement filters.

AHU Filter options for your AHU from our partner at AAF



Chevronet

- › High dust holding capacity and long service life
- › Lightweight and easy to install
- › The Chevronet filter is designed as pre-filtration for use in industrial and commercial heating, ventilation and air conditioning systems



VariCel EcoPak

- › These filters are used as both prefilters and main filters in industrial and commercial HVAC installations
- › The VariCel EcoPak filter can be used in place of panel filters. The upgrade in efficiency results in an improved filtration of fine particles



VariCEL VXL-E

- › High dust holding capacity for facilitating a long service life and fewer changeouts
- › Final filtration in central air handling systems and industrial installations
- › Usage in front of HEPA filter for critical cleanroom processes

Item	Type	AAF Filter Model	Dimensions	Modular AHU Size / No. Of Filters									
				01	02	03	04	05	06	07	08	09	10
Filter	G4 Panel Filter	Chevronet	592 x 490 x 48	1	1	1	2	2	2	3			3
			592 x 287 x 48			1		1	1		3	3	1
			592 x 592 x 48								3	3	3
	M6 Compact Filter	VariCel EcoPak	592 x 287 x 48			1		1	1		3	3	1
			592 x 490 x 48	1	1	1	2	2	2	3			3
			592 x 592 x 48								3	3	3
	F7 Bag Filter	VariCEL VXL-E	590 x 490 x 292	1	1	1	2	2	2	3			3
			592 x 287 x 292			1		1	1		3	3	1
			592 x 592 x 292								3	3	3
	F9 Bag Filter	VariCEL VXL-E	592 x 490 x 292	1	1	1	2	2	2	3			3
			592 x 287 x 292			1		1	1		3	3	1
			592 x 592 x 292								3	3	3

The above table shows the number of filters fitted to each Modular AHU Size 1 to 10. **For example**, if you have a Size 10 unit with G4 Panel filters and F7 Bag Filters it will have:-

- 3 No. Chevronet 592 x 490 x 48
- 1 No. Chevronet 592 x 287 x 48
- 3 No. Chevronet 592 x 592 x 48
- 3 No. VariCEL VXL-E 592 x 490 x 292
- 1 No. VariCEL VXL-E 592 x 287 x 292
- 3 No. VariCEL VXL-E 592 x 592 x 292

The below materials are complete kits to replace or upgrade the filters in the Modular AHU series.

If we take the example on the left as a size 10 Modular AHU, to replace these filters, select SB.ADF10G4 + SB.ADF10F7. You can also select to upgrade the F7 to an F9 by selecting SB.ADF10F9.

Replacement Filter Kits

Material	Description	Trade Price
UK.ADF01G4	G4 Filters Modular ADT AHU Size 01	£8.00
UK.ADF01F7	F7 Filters Modular ADT AHU Size 01	£75.00
UK.ADF01F9	F9 Filters Modular ADT AHU Size 01	£79.00
UK.ADF02G4	G4 Filters Modular ADT AHU Size 02	£8.00
UK.ADF02F7	F7 Filters Modular ADT AHU Size 02	£75.00
UK.ADF02F9	F9 Filters Modular ADT AHU Size 02	£79.00
UK.ADF03G4	G4 Filters Modular ADT AHU Size 03	£8.00
UK.ADF03F7	F7 Filters Modular ADT AHU Size 03	£75.00
UK.ADF03F9	F9 Filters Modular ADT AHU Size 03	£79.00
UK.ADF04G4	G4 Filters Modular ADT AHU Size 04	£17.00
UK.ADF04F7	F7 Filters Modular ADT AHU Size 04	£150.00
UK.ADF04F9	F9 Filters Modular ADT AHU Size 04	£159.00
UK.ADF05G4	G4 Filters Modular ADT AHU Size 05	£17.00
UK.ADF05F7	F7 Filters Modular ADT AHU Size 05	£150.00
UK.ADF05F9	F9 Filters Modular ADT AHU Size 05	£159.00

Material	Description	Trade Price
UK.ADF06G4	G4 Filters Modular ADT AHU Size 06	£17.00
UK.ADF06F7	F7 Filters Modular ADT AHU Size 06	£150.00
UK.ADF06F9	F9 Filters Modular ADT AHU Size 06	£159.00
UK.ADF07G4	G4 Filters Modular ADT AHU Size 07	£25.00
UK.ADF07F7	F7 Filters Modular ADT AHU Size 07	£225.00
UK.ADF07F9	F9 Filters Modular ADT AHU Size 07	£238.00
UK.ADF08G4	G4 Filters Modular ADT AHU Size 08	£22.00
UK.ADF08F7	F7 Filters Modular ADT AHU Size 08	£127.00
UK.ADF08F9	F9 Filters Modular ADT AHU Size 08	£143.00
UK.ADF09G4	G4 Filters Modular ADT AHU Size 09	£22.00
UK.ADF09F7	F7 Filters Modular ADT AHU Size 09	£127.00
UK.ADF09F9	F9 Filters Modular ADT AHU Size 09	£143.00
UK.ADF10G4	G4 Filters Modular ADT AHU Size 10	£25.00
UK.ADF10F7	F7 Filters Modular ADT AHU Size 10	£225.00
UK.ADF10F9	F9 Filters Modular ADT AHU Size 10	£238.00

Daikin ProShop for quick and easy Split, Sky Air, VAM and IAQ quotes and orders

The new ProShop platform enables you to generate quotes and place orders for Split, Sky Air, VAM and Air Purifier products online, at any time of day or night – and on any device.

Visit ProShop here:





Daikin UK Price Book 2022

Heating

Air-to-Water Heat Pump	193	Hybrid Heat Pump	240
Low Temperature Monobloc Heat Pump	197	Hybrid (R410A) Heat Pump	240
Low Temperature R-Split (R32) Heat Pump	201	Hybrid Monobloc (R32) Heat Pump	243
Low Temperature H-Split (R32) Heat Pump	209	Gas Boiler	246
High Temperature H-Split (R32) Heat Pump	213		
Daikin Buffer Vessels	220	Flue Accessories	247
Hot Water Cylinders and Thermal Stores	221		
High Temperature R-Split (R410A) Heat Pump	226	Smart Controls	251
Altherma 3 WS for collective applications	232		
Air Cooled Scroll Chiller (R32) Heat Pump	234	Heat Pump Convector	254
Daikin Altherma Flex Heat Pump	237		
		Underfloor Heating	258

Since 26th September 2017, the Energy Related Product Directive (Lot 1 Tier 2) limits the scope of the Daikin Altherma Flex range produced after this date to hot water production only.

Daikin Heating Systems



Daikin Altherma air-to-water heat pump offers a renewable energy heating and hot water solution, ideally suited for the UK housing market. The system uses heat pump technology with Daikin's advanced inverter compressor and utilises air as a renewable heat source. As a result, Daikin Altherma delivers high seasonal efficiencies, low running costs and reduced carbon emissions compared with traditional systems. Launched in 2006, with more than 900,000 Daikin Altherma renewable heating systems already sold across Europe, Daikin Altherma is a leading name in air-to-water heat pumps.

Daikin Altherma offers the most comprehensive and flexible range of air-to-water heat pumps in the market today, suitable for houses, flats and both new build and refurbishment projects. The range is available in Low Temperature (Split, H-Split and Monobloc models) as well as High Temperature and Hybrid models. Daikin Altherma High Temperature can deliver water temperatures of up to 70°C, providing an ideal solution for boiler replacement in harder to treat properties.

Solar thermal systems can be combined with Daikin Altherma to provide a fully integrated renewable energy solution. Daikin Altherma systems are recognised renewable energy solutions that can reduce hot water energy costs by up to 60% compared with traditional fossil fuel systems.



As a leading heating supplier, Daikin's product portfolio comprises a wide range of highly energy-efficient renewable energy systems, providing the right heating solution for any application and requirement.

Daikin is at the forefront of the drive for energy-efficient heat pump technology. We recognise that heat pumps and the use of renewable energy from the surrounding air are the answer to meet the future challenges of energy efficiency and carbon reduction targets.

Daikin's renewable energy solutions provide a real alternative to current and future problems associated with conventional heating systems such as increasing primary energy costs and unacceptably high environmental impact.

All Daikin Altherma air-to-water heat pumps* are certified by the Microgeneration Certification Scheme (MCS). Please check the MCS website for the latest list of accredited Daikin Altherma air-to-water heat pumps.



MCS HP006



011-7S1016F

* Excluding Daikin Altherma Flex Type and Daikin Altherma Hybrid II when used with the 3rd party gas boiler

Air-to-Water Heat Pump

Daikin Altherma air-to-water heat pump is available in the following models:

Low Temperature Monobloc Heat Pump 5-16 class

- › All key hydraulics built-in, e.g. expansion vessel and circulation pump
- › Sealed refrigerant circuit with no F-gas needed for installation
- › A redesigned compact outdoor unit for high capacities

Low Temperature R-Split (R32) Heat Pump 4-8 class

- › Available as a floor standing unit with an integrated domestic hot water tank
- › Latest inverter technology providing high efficiencies and low running costs
- › Unique Daikin 'Bluevolution' technology
- › Advanced controls incorporating the 'Daikin Eye'
- › Leaving water temperature up to 65°C
- › Easy to install, commission and control
- › Stylish modern design

Low Temperature R-Split (R32) Heat Pump 11-16 class

- › Wall hung or floor standing integrated indoor units
- › Flexible indoor and outdoor unit siting up to 50m apart



Low Temperature H-Split (R32) Heat Pump 11-16 class

- › Available as a floor standing unit with an integrated domestic hot water tank
- › Reduced environmental impact thanks to the usage of R32 refrigerant
- › Outdoor unit with sealed refrigerant circuit, reducing risk of refrigerant leakage

High Temperature Split (R32) Heat Pump 8-18 class

- › Leaving water temperature up to 70°C (65°C for class 8, 10 & 12)
- › Distinctive new design single fan casing
- › Compact dimensions allow for small installation space
- › Sleek design that blends in with other household appliances

High Temperature Split (R410A) Heat Pump 11-16 class

- › Providing flow temperatures up to 80°C



* Daikin offers a 3 year warranty as standard on the Daikin Altherma range, except Daikin Altherma Flex Type. D1 and D1+ customers benefit from an extended 5 year warranty.

R-32 **R-410A** **R-134a**

Air-to-Water Heat Pump Combination Table

Daikin has a full range of air-to-water heat pumps to suit many installation requirements and applications.

Use the table below to help select the right combination of equipment.

	Outdoor	Indoor	DHW cylinder	or	Thermal store
LT Monobloc 5-7 class	<p>R-410A</p>  <p>EDLQ05-07 (page 197)</p>	 <p>Wiring centre EKCB07CV3 (page 197) Back-up heater (optional) EKMBUHC3V3 (page 197)</p>	 <p>UK.PPC150-300 (page 223)</p>  <p>SB.EKHWSU150-300D (page 224)</p>	or	 <p>EKHWP300-500(P)B (page 225)</p>
LT Monobloc 9-16 class	<p>R-32 BLUEEVOLUTION</p>  <p>E(D/B)LA11-16D3V3/D3W1 (page 199 - 200)</p>		 <p>UK.PPC/R32150-300 (page 222)</p>  <p>SB.EKHWSU150-300D (page 224)</p>	or	 <p>EKHWP300-500(P)B (page 225)</p>
LT R-Split 4-8 class	<p>R-32 BLUEEVOLUTION</p>  <p>ERGA04-08EVA (page 202)</p>	 <p>EHB(H/X)04-08E6V (page 203)</p>	 <p>SB.EKHWSU150-300D (page 224)</p>	or	 <p>EKHWP300-500(P)B (page 225)</p>
LT Integrated 4-8 class	<p>R-32 BLUEEVOLUTION</p>  <p>ERGA04-08 (page 202)</p>	 <p>EHVH-SU-E6V (page 204)</p>			
NEW LT R-Split 11-16 class	<p>R-32 BLUEEVOLUTION</p>  <p>ERLA011-016DV3/W1 (page 206)</p>	 <p>EBB(H/X)11-16D6V/9W (page 207)</p>	 <p>SB.EKHWSU150-300D (page 224)</p>	or	 <p>EKHWP300-500(P)B (page 225)</p>

	Outdoor	Indoor	DHW cylinder	or	Thermal store
NEW LT Integrated 11-16 class	R-32 BLUEEVOLUTiON  ERLA011-016DV3/W1 (page 206)	 EBVH16SU-D6V (page 208)			
LT H-Split 11-16 class	R-32 BLUEEVOLUTiON  EPGA11-16DV7 (page 210)	 EAB(H/X)16D6V7/9W7 (page 211)	 SB.EKHWSU150-300D (page 224)	or	 EKHWP300-500(P)B (page 225)
LTH-Split integrated 11-16 class	R-32 BLUEEVOLUTiON  EPGA11-16DV7 (page 210)	 EAVH16SU-D6V7 (page 212)			
NEW H HT 08-18 class	R-32 BLUEEVOLUTiON  EPRA08-12EV3/W1 (page 214) EPRA14-18DV37/W17 (page 217)	 ETB(H/X)12E6V/E9W (page 215) ETB(H/X)16E6V7/E9W7 (page 218)	 SB.EKHWSU150-300D (page 224)	or	 EKHWP300-500(P)B (page 225)
NEW H HT 08-18 class	R-32 BLUEEVOLUTiON  EPRA08-12EV3/W1 (page 214) EPRA14-18DV37/W17 (page 217)	 ETVH12SU-E6V (page 216) ETVH16SU-E6V7 (page 219)			
HT R-Split 11-16 class	R-410A  ERSQ011-016 (page 226)	 EKHBRD011-016 (page 227 / 239)	 UK.EKHTSU200-260AC (page 227)	or	 EKHWP300-500(P)B (page 225)



R-410A

EDLQ

Low Temperature Monobloc Heat Pump (5-7 Class)



Accessories:

Accessory Ref	Description	Trade Price
EKRUCBL2	User interface	£110.00
EKRUCBS	Optional simplified room thermostat	£103.00
EKPCCAB4	PC cable – to upload field settings from PC to unit or spare controller	£237.00
EKRSC1	Optional remote outdoor temperature sensor (see note)	£78.00
KRCS01-1	Optional remote indoor temperature sensor (see note)	£59.00
EK2CB07CV3	Optional Wiring centre - for remote alarm monitoring, run and fault indication and bivalent operation	£278.00
K.FF600ASN	Pair of flexi-feet, 100mm height, for mounting outdoor unit	£60.00
K.CWBXL	Wall brackets for outdoor units (250kg, 660mm long, 2 arms)	£88.00
K.CWBXLSS	Wall brackets for outdoor units (250kg, 660mm long, 2 arms) - Stainless Steel	£355.00
K.DT2	Condensate drip tray (1100 X 400 x 25mm)	£75.00
K.DTFB	Floor bracket kit to mount drip tray to pair flexi-feet or wall bracket	£51.00
K.HOSE750	Pair of flexible hoses (Length 750mm, 19mm tough PVC coat insulation, 1" FBSP, 28mm compression)	£87.00
K.HOSE750EL	Pair of flexible hoses with elbow (Length 750mm, 19mm tough PVC coat insulation, 1" FBSP, 28mm compression)	£125.00
K.CG750S	Outdoor unit guard	£359.00
K.FERNOXTF1	Fernox magnetic filter 1"	£120.00
K.FERNOXTF1FL	Fernox magnetic filter 1" and F1 inhibitor fluid (500ml)	£141.00
BRP069A62	Daikin ONECTA App	£157.00
K.ELECMETV	Electric meter for domestic RHI - Single-phase (Metering for performance compliant) MID Class A electric meter to measure the electricity consumption of the Daikin Altherma heat pump	£141.00
K.ELECMETW	Electric meter for domestic RHI - Three-phase (Metering for performance compliant) MID Class A electric meter to measure the electricity consumption of the Daikin Altherma heat pump	£254.00
EKUMBPART	Third party tank connection kit - Dry pocket sensor	£231.00
EKCC8-W	Sequence Controller	£835.00
DCOM-LT/IO	Daikin Altherma I/O (Sequence Controller/Voltage/Resistance/Smart Grid) Gateway	£266.00
DCOM-LT/MB	Daikin Altherma Modbus Gateway	£260.00

Outdoor Unit			EDLQ05CV3	EDLQ07CV3
Trade Unit Price			£2,341.00	£2,732.00
User Interface (must be ordered separately)			EKRUCBL2	EKRUCBL2
Description			Class 5, 1-phase	Class 7, 1-phase
Function			Heating Only	Heating Only
Dimensions	Height x Width x Depth	mm	735 x 1090 x 350	735 x 1090 x 350
Weight		kg	76	80
Capacity	Heating (a/b)	kW	4.40 / 4.03	7.00 / 6.90
Input	Heating (a/b)	kW	0.88 / 1.13	1.55 / 2.02
COP	Heating (a/b)		5.00 / 3.58	4.52 / 3.42
Seasonal space heating efficiency	Space heating (Average climate) 35°C	Class	A++	A++
		Efficiency	172	163
	Space heating (Average climate) 55°C	SCOP	4.39	4.14
		Class	A++	A++
		Efficiency	125	125
		SCOP	3.20	3.22
Operation Range	Heating	°C	-25 ~ +25	-25 ~ +25
	Hot Water	°C	-25 ~ +35	-25 ~ +35
Sound pressure/Power level		dBA	48 / 61	49 / 62
Refrigerant charge	R-410A	kg	1.30	1.45
Power supply			1-phase / 230V / 50Hz	1-phase / 230V / 50Hz
Recommended Fuses		Amps	16	16
Pump	No. of speeds		Inverter Controlled	Inverter Controlled
Expansion vessel volume		litres	7	7
Water connections	Diameter	Inch	1" (male)	1" (male)
Max piping length OU to cylinder		m	10	10
Minimum water volume without back-up heater		litres	20	20
Minimum water volume with back-up heater		litres	10	10
Minimum flow rate		l/min	12	12
SAP ID	55°C/45°C/35°C		102421 / 102422 / 102432	102431 / 102432 / 102433

Nominal capacity and nominal input tested according to EN 14511 at the following conditions

Heating a: Ambient air temperature 7°C and leaving water temperature 35°C (A7 W35)

Heating b: Ambient air temperature 7°C and leaving water temperature 45°C (A7 W45)

Sound pressure level measured at 1m from the unit

WIRING CENTRE			EKCB07CV3
Description			Wiring centre
Trade Unit Price			£278.00
To use with			EDLQ05~07CV3
Dimensions	Depth	mm	97
	Width	mm	340
	Height	mm	360

BACK UP HEATER KIT (OPTIONAL)			EKMBUHC3V3
Description			Back up heater kit (3kW)
Trade Unit Price			£569.00
Nominal rating		kW	3
Dimensions	Depth	mm	210
	Width	mm	250
	Height	mm	560
Power supply			1-phase / 230V / 50Hz
Recommended fuses	3 kW 1ph 230V	Amps	16
Water connections	Diameter	inch	1" (male)

Features:

- › The small Daikin Altherma Monobloc is ideal for smaller properties
- › In this system, water pipes, rather than refrigerant lines, run from the outdoor unit to indoors which means that no special refrigerant handling is necessary
- › The optional back-up heater is installed indoors

Notes:

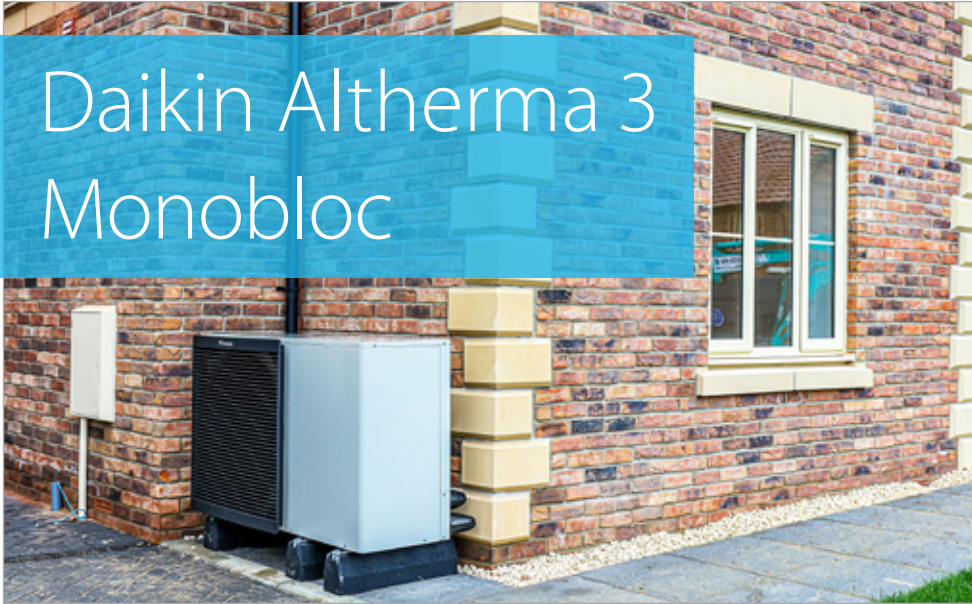
- User interface (EKRUCBL2) must be ordered with every EDLQ05-07



Notes:

- Only one optional remote sensor can be installed
- Wiring centre must be ordered when the system is using third party controls, with domestic hot water operation and/or installed with a back-up heater
- For compatible cylinders, see page 221

Daikin Altherma 3 Monobloc



BLUEEVOLUTION

The Daikin Altherma 3 Monobloc is the first all-in-one Monobloc unit to be added to the third generation Daikin Altherma range, featuring the latest controls and low environmental impact R32 technology.



This new addition to the Daikin Altherma 3 range offers higher capacity monobloc units, in 9, 11, 14 and 16 class, all delivered in a market-leading compact single fan casing, making it ideal for new buildings and large renovations.

High performance in low ambient conditions

With an operation range down to -25°C, the system delivers in the harshest of conditions. The unit also has high performance of 60°C leaving water temperature down to -7°C ambient. The capacities vary depending on the design conditions, ambient temperature and leaving water temperature selected, so please check the capacity curves in the data books available on my.daikin.co.uk, or use our Heating Solutions Navigator design tool on Stand By Me to complete your selection.

A redesigned outdoor unit

The new Daikin Altherma 3 Monobloc offers a modern, single fan design, with compact dimensions and a sleek black grill, providing an unobtrusive and versatile outdoor unit suitable for a wide range of house types.

All-in-one Monobloc unit

The Daikin Altherma 3 Monobloc is an outdoor only unit including an enclosed refrigerant circuit. It is an all-in-one concept with all key hydraulics included such as the pump, flow sensor, and water pressure sensor in the outdoor unit. The system requires no indoor unit, only a user interface and a stand-alone domestic hot water tank.

Reduced environmental impact

Daikin Altherma 3 Monobloc uses R32 refrigerant, which is more energy-efficient and has a lower global warming potential (GWP) than refrigerants such as R410A, requiring 30% less refrigerant charge than an R410A equivalent unit. This means that you can reduce your customers' environmental impact even further by installing a Daikin Altherma 3 Monobloc heat pump with R32.

Ideal where space is at a premium

The Daikin Altherma 3 Monobloc is the ideal solution for homes where indoor space is at a premium. With a reduced size casing of only 870mm height and a total volume of less than 0.6m³, the unit meets permitted development rights requirements. This will result in a faster project completion time, avoiding any delays caused by planning approvals.

Low Temperature Monobloc Heat Pump (9-16 Class)



Accessories:

Accessory Ref	Description	Trade Price
BRC1HHDW	Madoka Heating - White	£92.00
BRC1HHDS	Madoka Heating - Silver	£92.00
BRC1HHDK	Madoka Heating - Black	£92.00
BRP069A78	Daikin ONECTA App - Wi-fi module [SD Card]	£31.00
EKRELSG	Smart grid relay kit (high voltage)	£81.00
EKPCCAB4	PC cable - to upload field settings from PC to unit	£237.00
AFVALVE1	Anti-freeze valve for glycol free systems (two required per heat pump)	£100.00
EKFLSW1	Optional flow switch (See note)	£81.00
EKRSC1	Optional remote temperature sensor for outdoor unit (See note)	£78.00
KRCS01-1	Optional remote temperature sensor for indoor unit (See note)	£59.00
EKRP1HBA	Optional PCB kit for remote alarm monitoring, fault indication, solar interlock and bivalent operation	£135.00
EKRP1AHT	Optional PCB kit for demand control, power consumption control and power limitation	£135.00
UK.FF600S1503	Three flexi-feet, height 150mm, to mount the outdoor unit	£110.00
UK.CWBXXL3A-B	Wall bracket for outdoor unit (250kg, 780mm long, 3 arms, black)	£172.00
UK.DT4	Condensate drip tray (1420 x 500 x 50mm)	£105.00
UK.DTFB3	Floor bracket kit to mount drip tray for 3 flexi-feet or wall bracket	£80.00
K.HOSE750	Pair of flexible hoses	£87.00
K.HOSE750EL	Pair of flexible hoses with elbow	£125.00
K.FERNOXTF1	Fernox magnetic filter 1"	£120.00
K.FERNOXTF1FL	Fernox magnetic filter 1" and F1 inhibitor fluid (500ml)	£141.00
EKEPRHLT5H	Thermal store (500l) connection kit - For heating only models (for R32 H HT, H-Split, Ref Split and Monobloc)	£183.00
EKEPRHLT5X	Thermal store (500l) connecting kit - For reversible models (for R32 H HT, H-Split, Ref Split and Monobloc)	£256.00

Outdoor Unit	Single Phase				Three Phase			
	EDLA09D3V3	EDLA11D3V3	EDLA14D3V3	EDLA16D3V3	EDLA09D3W1	EDLA11D3W1	EDLA14D3W1	EDLA16D3W1
Trade Unit Price	£3,874.00	£4,204.00	£4,513.00	£4,885.00	£4,029.00	£4,373.00	£4,694.00	£5,075.00
Description	Class 9	Class 11	Class 14	Class 16	Class 9	Class 11	Class 14	Class 16
Function	Heating Only	Heating Only	Heating Only	Heating Only	Heating Only	Heating Only	Heating Only	Heating Only
Dimensions ^[1]	Height x Width x Depth mm	870 x 1380 x 460	870 x 1380 x 460	870 x 1380 x 460	870 x 1380 x 460	870 x 1380 x 460	870 x 1380 x 460	870 x 1380 x 460
Weight	kg	149	149	149	149	149	149	149
Nominal capacity	Heating (a/b) kW	9.37/9.00	10.6/9.82	12.0/12.5	16.0/16.0	9.37/9.00	10.6/9.82	12.0/12.5
	Cooling kW	-	-	-	-	-	-	-
Nominal input	Heating (a/b) kW	1.91/2.43	2.18/2.68	2.46/3.42	3.53/4.56	1.91/2.43	2.18/2.68	2.46/3.42
COP	Heating (a/b)	4.91/3.71	4.83/3.66	4.87/3.64	4.53/3.51	4.91/3.72	4.83/3.66	4.87/3.64
Seasonal space heating efficiency	Space heating (Average climate) 35°C	Class A+++	Class A+++	Class A+++	Class A+++	Class A+++	Class A+++	Class A+++
	Efficiency	186	182	182	182	186	182	182
	SCOP	4.72	4.64	4.62	4.62	4.72	4.64	4.62
	Space heating (Average climate) 55°C	Class A++	Class A++	Class A++	Class A++	Class A++	Class A++	Class A++
	Efficiency	133	130	132	130	133	130	132
	SCOP	3.39	3.32	3.37	3.33	3.39	3.32	3.37
EER	Cooling	-	-	-	-	-	-	-
Operation range	Heating °C	-25 ~ 35	-25 ~ 35	-25 ~ 35	-25 ~ 35	-25 ~ 35	-25 ~ 35	-25 ~ 35
	Cooling °C	-	-	-	-	-	-	-
	Hot water °C	-25 ~ 35	-25 ~ 35	-25 ~ 35	-25 ~ 35	-25 ~ 35	-25 ~ 35	-25 ~ 35
Sound power level	Heating	62	62	62	62	62	62	62
Refrigerant charge (factory)	R32	3.8	3.8	3.8	3.8	3.8	3.8	3.8
Power supply		1-phase / 230V / 50Hz	1-phase / 230V / 50Hz	1-phase / 230V / 50Hz	1-phase / 230V / 50Hz	3-Phase / 400V / 50Hz	3-Phase / 400V / 50Hz	3-Phase / 400V / 50Hz
Recommended fuses	Outdoor unit	A	A	A	A	A	A	A
Pump	No. of speeds	32	32	32	32	13	13	13
		Inverter controller	Inverter controller	Inverter controller	Inverter controller	Inverter controller	Inverter controller	Inverter controller
Expansion vessel volume	litres	8	8	8	8	8	8	8
Water connections (diameter)	inch	1" (male)	1" (male)	1" (male)	1" (male)	1" (male)	1" (male)	1" (male)
Minimum water volume	litres	20	20	20	20	20	20	20
Minimum flow rate	Cooling/Heating above 5°C	l/min	20	20	20	20	20	20
	Heating below -5°C	l/min	22	22	22	22	22	22
	Hot water	l/min	28	28	28	28	28	28
Maximum piping distance to tank	m	10	10	10	10	10	10	10
Maximum level difference	m	5	5	5	5	5	5	5
SAP ID	55°C/45°C/35°C	105231/105232/105233	105343/105344/105345	105239/105240/105241	105247/105248/105249	105279/105280/105281	105351/105352/105353	105287/105288/105289
								105319/105320/105321

Nominal capacity and nominal input tested according to EN 14511 at the following conditions:
 Heating a: Ambient air temperature 7°C and leaving water temperature 35°C (A7 W35)
 Heating b: Ambient air temperature 7°C and leaving water temperature 45°C (A7 W45)
 Cooling: Ambient air temperature 35°C and leaving water temperature 7°C (A35 W7)
 Sound pressure level measured at 1m from the unit
^[1] Excludes aesthetic grill

Accessory Ref	Description	Trade Price
EKEPRHLT3HX	Thermal store (300l) connection kit - For heating only and reversible models (for R32 H HT, H-Split, Ref Split and Monobloc)	£140.00
EKUMBPART	Third party tank connection kit - Dry pocket sensor	£231.00
K.ELECMETV	Electric meter for domestic RHI - Single-phase (Metering for performance compliant) MID Class A electric meter to measure the electricity consumption of the Daikin Altherma heat pump	£141.00
K.ELECMETW	Electric meter for domestic RHI - Three-phase (Metering for performance compliant) MID Class A electric meter to measure the electricity consumption of the Daikin Altherma heat pump	£254.00
EKCC8-W	Sequence Controller	£835.00
DCOM-LT/IO	Daikin Altherma I/O (Sequence Controller/Voltage/Resistance/Smart Grid) Gateway	£266.00
DCOM-LT/MB	Daikin Altherma Modbus Gateway	£260.00

Notes:

- i) User interface (MMI) is supplied with outdoor unit
- ii) EKFLSW1 must be ordered if glycol is present within the system
- iii) Only one optional remote sensor can be installed

R-32 BLUEEVOLUTION

NEW EBLA

Low Temperature Monobloc Heat Pump (9-16 Class)



Accessories:

Accessory Ref	Description	Trade Price
BRC1HHDW	Madoka Heating - White	£92.00
BRC1HHDS	Madoka Heating - Silver	£92.00
BRC1HHDK	Madoka Heating - Black	£92.00
BRP069A78	Daikin ONECTA App - Wi-fi module [SD Card]	£31.00
EKRELSG	Smart grid relay kit (high voltage)	£81.00
EKPCCAB4	PC cable - to upload field settings from PC to unit	£237.00
AFVALVE1	Anti-freeze valve for glycol free systems (two required per heat pump)	£100.00
EKFLSW1	Optional flow switch (See note)	£81.00
EKRSC1	Optional remote temperature sensor for outdoor unit (See note)	£78.00
KRCS01-1	Optional remote temperature sensor for indoor unit (See note)	£59.00
EKRP1HBA	Optional PCB kit for remote alarm monitoring, fault indication, solar interlock and bivalent operation	£135.00
EKRP1AHT	Optional PCB kit for demand control, power consumption control and power limitation	£135.00
UK.FF600S1503	Three flexi-feet, height 150mm, to mount the outdoor unit	£110.00
UK.CWBXXL3A-B	Wall bracket for outdoor unit (250kg, 780mm long, 3 arms, black)	£172.00
UK.DT4	Condensate drip tray (1420 x 500 x 50mm)	£105.00
UK.DTFB3	Floor bracket kit to mount drip tray for 3 flexi-feet or wall bracket	£80.00
K.HOSE750	Pair of flexible hoses	£87.00
K.HOSE750EL	Pair of flexible hoses with elbow	£125.00
K.FERNOXTF1	Fernox magnetic filter 1"	£120.00
K.FERNOXTF1FL	Fernox magnetic filter 1" and F1 inhibitor fluid (500ml)	£141.00
EKEPRHLT5H	Thermal store (500l) connection kit - For heating only models (for R32 H HT, H-Split, Ref Split and Monobloc)	£183.00
EKEPRHLT5X	Thermal store (500l) connecting kit - For reversible models (for R32 H HT, H-Split, Ref Split and Monobloc)	£256.00

Outdoor Unit			Single Phase				Three Phase			
			EBLA09D3V3	EBLA11D3V3	EBLA14D3V3	EBLA16D3V3	EBLA09D3W1	EBLA11D3W1	EBLA14D3W1	EBLA16D3W1
Trade Unit Price			£4,572.00	£4,961.00	£5,326.00	£5,764.00	£4,755.00	£5,160.00	£5,540.00	£5,988.00
Description			Class 9	Class 11	Class 14	Class 16	Class 9	Class 11	Class 14	Class 16
Function			Reversible	Reversible	Reversible	Reversible	Reversible	Reversible	Reversible	Reversible
Dimensions ^[1]	Height x Width x Depth	mm	870 x 1380 x 460	870 x 1380 x 460	870 x 1380 x 460	870 x 1380 x 460	870 x 1380 x 460	870 x 1380 x 460	870 x 1380 x 460	870 x 1380 x 460
Weight		kg	149	149	149	149	149	149	149	149
Nominal capacity	Heating (a/b)	kW	9.37/9.00	10.6/9.82	12.0/12.5	16.0/16.0	9.37/9.00	10.6/9.82	12.0/12.5	16.0/16.0
	Cooling	kW	9.35/9.1	11.6/11.5	12.8/12.7	14.0/15.3	9.35/9.04	11.6/11.5	12.8/12.7	14.0/15.3
Nominal input	Heating (a/b)	kW	1.91/2.43	2.18/2.68	2.46/3.42	3.53/4.56	1.91/2.43	2.18/2.68	2.46/3.42	3.53/4.56
COP	Heating (a/b)		4.91/3.71	4.83/3.66	4.87/3.64	4.53/3.51	4.91/3.72	4.83/3.66	4.87/3.64	5.43/3.51
Seasonal space heating efficiency	Space heating (Average climate) 35°C	Class	A+++	A+++	A+++	A+++	A+++	A+++	A+++	A+++
		Efficiency	190	186	185	185	190	186	185	185
	Space heating (Average climate) 55°C	Class	A++	A++	A++	A++	A++	A++	A++	A++
		Efficiency	135	132	134	132	135	132	134	132
		SCOP	3.44	3.37	3.42	3.37	3.44	3.37	3.42	3.37
EER	Cooling		3.35/5.34	3.26/5.31	3.16/5.04	3.06/4.74	3.35/3.34	3.26/5.31	3.16/5.04	3.06/4.74
Operation range	Heating	°C	-25 ~ 35	-25 ~ 35	-25 ~ 35	-25 ~ 35	-25 ~ 35	-25 ~ 35	-25 ~ 35	-25 ~ 35
	Cooling	°C	10 ~ 43	10 ~ 43	10 ~ 43	10 ~ 43	10 ~ 43	10 ~ 43	10 ~ 43	10 ~ 43
	Hot water	°C	-25 ~ 35	-25 ~ 35	-25 ~ 35	-25 ~ 35	-25 ~ 35	-25 ~ 35	-25 ~ 35	-25 ~ 35
Sound power level	Heating	dB(A)	62	62	62	62	62	62	62	62
Refrigerant charge (factory)	R32	kg	3.8	3.8	3.8	3.8	3.8	3.8	3.8	3.8
Power supply			1-phase / 230V / 50Hz	1-phase / 230V / 50Hz	1-phase / 230V / 50Hz	1-phase / 230V / 50Hz	3-Phase / 400V / 50Hz	3-Phase / 400V / 50Hz	3-Phase / 400V / 50Hz	3-Phase / 400V / 50Hz
Recommended fuses	Outdoor unit	A	32	32	32	32	13	13	13	13
Pump	No. of speeds		Inverter controller	Inverter controller	Inverter controller	Inverter controller	Inverter controller	Inverter controller	Inverter controller	Inverter controller
Expansion vessel volume		litres	8	8	8	8	8	8	8	8
Water connections (diameter)		inch	1" (male)	1" (male)	1" (male)	1" (male)	1" (male)	1" (male)	1" (male)	1" (male)
Minimum water volume		litres	20	20	20	20	20	20	20	20
Minimum flow rate	Cooling/Heating above 5°C	l/min	20	20	20	20	20	20	20	20
	Heating below -5°C	l/min	22	22	22	22	22	22	22	22
	Hot water	l/min	28	28	28	28	28	28	28	28
Maximum piping distance to tank		m	10	10	10	10	10	10	10	10
Maximum level difference		m	5	5	5	5	5	5	5	5
SAP ID		55°C/45°C/35°C	105255/105256/105257	105327/105328/105329	105263/105264/105265	105271/105272/105273	105295/105296/105297	105335/105336/105337	105303/105304/105305	105311/105312/105313

Nominal capacity and nominal input tested according to EN 14511 at the following conditions:

Heating a: Ambient air temperature 7°C and leaving water temperature 35°C (A7 W35)

Heating b: Ambient air temperature 7°C and leaving water temperature 45°C (A7 W45)

Cooling: Ambient air temperature 35°C and leaving water temperature 7°C (A35 W7)

Sound pressure level measured at 1m from the unit

[1] Excludes aesthetic grill

Accessory Ref	Description	Trade Price
EKEPRHLT3HX	Thermal store (300l) connection kit - For heating only and reversible models (for R32 H HT, H-Split, Ref Split and Monobloc)	£140.00
EKUMBPART	Third party tank connection kit - Dry pocket sensor	£231.00
K.ELECMETV	Electric meter for domestic RHI - Single-phase (Metering for performance compliant) MID Class A electric meter to measure the electricity consumption of the Daikin Altherma heat pump	£141.00
K.ELECMETW	Electric meter for domestic RHI - Three-phase (Metering for performance compliant) MID Class A electric meter to measure the electricity consumption of the Daikin Altherma heat pump	£254.00
EKCC8-W	Sequence Controller	£835.00
DCOM-LT/IO	Daikin Altherma I/O (Sequence Controller/Voltage/Resistance/Smart Grid) Gateway	£266.00
DCOM-LT/MB	Daikin Altherma Modbus Gateway	£260.00

Notes:

- User interface (MMI) is supplied with outdoor unit
- EKFLSW1 must be ordered if glycol is present within the system
- Only one optional remote sensor can be installed

Daikin Altherma 3 R-Split



BLUEEVOLUTION

The Daikin Altherma 3 R-Split is available in two indoor options; a wall hung unit or an integrated floor standing unit. Both feature the latest controls and low environmental impact R32 technology.



Easy to install

- › Delivered ready to work: all key hydraulic elements are already factory mounted
- › The new design allows all servicing to be undertaken from the front and all piping to be accessed at the top of the unit
- › Stylish modern outlook
- › The outdoor unit is tested and charged with refrigerant, resulting in reduced installation time


Easy commissioning

- › Integrated high-resolution colour interface
- › Commissioning wizard will have the full system ready to work in a maximum of nine easy steps
- › Configuration can take place remotely and settings uploaded to the unit after installation

Easy to control

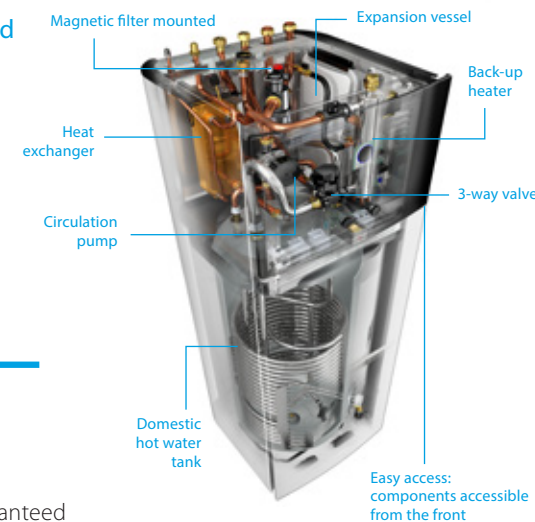
- › The combined effect of the Daikin Altherma weather dependent set-point controls and its inverter compressor maximises the efficiency of the new Daikin Altherma 3 with R32 Bluevolution technology at each outdoor temperature, ensuring consistent room temperatures at all times
- › Home temperature settings can be adjusted on a daily basis via the Daikin Residential Controller app. This online controller allows adjustment of home comfort levels to suit individual preferences while achieving further energy efficiencies

Wall mounted unit



- › High Flexibility for installation with Daikin domestic hot water tanks
- › Compact unit with small installation (almost no side clearance is required)
- › Can be combined with a space separate domestic hot water tank up to 300 litres, with or without solar support
- › Stylish modern design
- › Compatible with the Daikin Onecta app
- › Voice control available

Floor standing unit with integrated domestic hot water tank



- › Compact and yet 100% comfort guaranteed
- › All components and connections are factory mounted
- › Compact 595 x 625 mm installation footprint required
- › Minimum electrical input with constantly available hot water
- › Modern stylish design available in white
- › Compatible with the Daikin Onecta app
- › Voice control available

R-32 BLUEEVOLUTION

Single Phase ERGA-EVA

Low Temperature R-Split (R32) Heat Pump (outdoor)



Outdoor Units			Single Phase		
			ERGA04EVA	ERGA06EVA	ERGA08EVA
Description			Class 4	Class 6	Class 8
Trade Unit Price			£1,412.00	£1,441.00	£1,929.00
Dimensions	Height x Width x Depth	mm	740 x 884 x 388	740 x 884 x 388	740 x 884 x 388
Weight		kg	58.5	58.5	58.5
Nominal capacity	Heating (a/b)	kW	4.30 / 4.60	6.00 / 5.90	7.50 / 7.80
	Cooling (c/d)	kW	5.56 / 4.37	5.96 / 4.87	6.25 / 5.35
Nominal input	Heating (a/b)	kW	0.85 / 1.26	1.24 / 1.69	1.63 / 2.23
	Cooling (c/d)	kW	0.94 / 1.14	1.06 / 1.33	1.16 / 1.51
Seasonal space heating efficiency*	Space heating (Average climate) 35°C	Class	A+++	A+++	A+++
		Efficiency	176	176	179
		SCOP	4.48	4.47	4.56
	Space heating (Average climate) 55°C	Class	A++	A++	A++
		Efficiency	127	127	128
		SCOP	3.26	3.25	3.27
COP	Heating (a/b)		5.10 / 3.65	4.85 / 3.50	4.60 / 3.50
EER	Cooling (c/d)		5.94 / 3.84	5.61 / 3.67	5.40 / 3.54
Operation range	Heating	°C	-25~25	-25~25	-25~25
	Cooling	°C	10~43	10~43	10~43
	Hot water	°C	-25~35	-25~35	-25~35
Sound pressure / power level	Heating	dB(A)	44 / 58	47 / 60	49 / 62
	Cooling	dB(A)	48 / 61	49 / 62	50 / 62
Refrigerant charge	R-32	kg	1.5	1.5	1.5
Piping connections	Liquid	inch	1/4 "	1/4 "	1/4 "
	Gas	inch	5/8 "	5/8 "	5/8 "
Maximum piping length OU to IU		m	30	30	30
Power supply			1-phase / 230V / 50Hz	1-phase / 230V / 50Hz	1-phase / 230V / 50Hz
Recommended fuses	A		16	16	16
SAP ID (Heating only combination)	55°C/45°C/35°C		105087 / 105088 / 105089	105103 / 105104 / 105105	105135 / 105136 / 105137
SAP ID (Reversible combination)	55°C/45°C/35°C		105095 / 105096 / 105097	105111 / 105112 / 105113	105143 / 105144 / 105145
SAP ID (Integrated combination 180L)	55°C/45°C/35°C		105167 / 105168 / 105169	105183 / 105184 / 105185	105199 / 105200 / 105201
SAP ID (Integrated combination 230L)	55°C/45°C/35°C		105175 / 105176 / 105177	105191 / 105192 / 105193	105207 / 105208 / 105209

Nominal capacity and nominal input tested according to EN 14511

Heating (a): Ambient air temperature 7°CDB and leaving water temperature 35°C (A7/W35). Heating (b): Ambient air temperature 7°CDB and leaving water temperature 45°C (A7/W45)

Cooling (c): Ambient air temperature 35°C and leaving water temperature 18°C (A35/W18). Cooling (d): Ambient air temperature 35°C and leaving water temperature 7°C (A35/W7)

Sound pressure / power measured according to EN 12102 under conditions of EN 14825

Heating and Cooling EHBH(X)-E

Low Temperature R-Split (R32) Heat Pump (wall hung)



Indoor Unit (wall hung)			Single Phase			
			EHBH04E6V	EHBH08E6V	EHBX04E6V	EHBX08E6V
Trade Unit Price			£1,725.00	£1,757.00	£1,854.00	£1,893.00
Compatible outdoor unit			ERGA04EVA	ERGA06-08EVA	ERGA04EVA	ERGA06-08EVA
User interface (Must be ordered separately)			BRC1HHD(W/S/K)	BRC1HHD(W/S/K)	BRC1HHD(W/S/K)	BRC1HHD(W/S/K)
Function			Heating Only	Heating Only	Reversible	Reversible
Casing	Colour		White	White	White	White
	Material		Resin + Sheet Metal	Resin + Sheet Metal	Resin + Sheet Metal	Resin + Sheet Metal
Dimensions	Height x Width x Depth	mm	840 x 440 x 390	840 x 440 x 390	840 x 440 x 390	840 x 440 x 390
Weight		kg	38	38	38	38
Leaving water temperature range	Heating	°C	18 ~ 65	18 ~ 65	18 ~ 65	18 ~ 65
	Cooling	°C			5 ~ 22	5 ~ 22
Pump	No. of speeds		Inverter controlled	Inverter controlled	Inverter controlled	Inverter controlled
Expansion vessel volume		litres	10	10	10	10
Minimum water volume		litres	10	10	10	10
Minimum flow rate		l/min	12	12	12	12
Water connections		inch	1" (female)	1" (female)	1" (female)	1" (female)
Back-up heater nominal running current	4kW 1ph 230V	A	17.4	17.4	17.4	17.4
	6kW 1ph 230V	A	26.1	26.1	26.1	26.1

Accessories:

Accessory Ref	Description	Trade Price
BRC1HHDW	Madoka Heating - White	£92.00
BRC1HHD5	Madoka Heating - Silver	£92.00
BRC1HHDK	Madoka Heating - Black	£92.00
EKPCCAB4	PC cable – to upload field settings from PC to unit	£237.00
EKRSC1	Optional remote temperature sensor for outdoor unit*	£78.00
KRCS01-1	Optional remote temperature sensor for indoor unit*	£59.00
EKRP1HBA	Optional PCB kit for remote alarm monitoring, run and fault indication, solar interlock for heat pump and bivalent operation	£135.00
EKFT008D	U-beams to mount the ERGA04-08 outdoor units	£106.00
EKDP008D	Drainpan and U-beams for ERGA04-08 outdoor units	£151.00
EKDPH008C	Outdoor unit drain pan heater for ERGA04-08	£231.00
K.FF600ASN	Pair of flexi-feet, 100mm height, for mounting outdoor unit	£60.00
K.CWBXL	Wall brackets for outdoor units (250kg, 660mm long, 2 arms)	£88.00
K.CWBXLSS	Wall brackets for outdoor units (250kg, 660mm long, 2 arms) - Stainless Steel	£355.00
K.DT1	Condensate drip tray (800 x 400 x 50mm)	£68.00
K.DTFB	Floor bracket kit to mount drip tray to pair flexi-feet or wall bracket	£51.00
K.CGM	Outdoor unit cage guard for ERGA04-08	£388.00
BRP069A62	Daikin ONECTA App	£157.00
EKUMBPART	Third party tank connection kit - Dry pocket sensor	£231.00
EKUHWG3D	G3 Kit (must be ordered separately)	£170.00
EKCC8-W	Sequence Controller	£835.00
DCOM-LT/IO	Daikin Altherma I/O (Sequence Controller/Voltage/Resistance/Smart Grid) Gateway	£266.00
DCOM-LT/MB	Daikin Altherma Modbus Gateway	£260.00

Notes:

- i) * Only one optional remote sensor can be installed. Sensor connects to indoor unit.
- ii) For compatible cylinders, see page 221

R-32 BLUEEVOLUTION

Heating EHVH-SU-E

Low Temperature R-Split (R32) Heat Pump (Integrated)



Indoor Units (floor standing)			EHVH04SU18E6V	EHVH04SU23E6V	EHVH08SU18E6V	EHVH08SU23E6V
Trade Unit Price			£3,153.00	£3,342.00	£3,153.00	£3,342.00
Compatible outdoor unit			ERGA04EVA	ERGA04EVA	ERGA06/08EVA	ERGA06/08EVA
User interface (must be ordered separately)			BRC1HHD(W/S/K)	BRC1HHD(W/S/K)	BRC1HHD(W/S/K)	BRC1HHD(W/S/K)
G3 Kit (must be ordered separately)			EKUHWG3D	EKUHWG3D	EKUHWG3D	EKUHWG3D
Function			Heating only	Heating only	Heating only	Heating only
Casing	Colour		White	White	White	White
	Material		Resin + Sheet Metal	Resin + Sheet Metal	Resin + Sheet Metal	Resin + Sheet Metal
Dimensions	Height x Width x Depth	mm	1,650 x 595 x 625	1,850 x 595 x 625	1,650 x 595 x 625	1,850 x 595 x 625
Weight	Unit / Packed Unit	kg	119 / 135	128 / 144	119 / 135	128 / 144
Operating range	Heating	Min-Max.	18°C - 65°C	18°C - 65°C	18°C - 65°C	18°C - 65°C
	DHW	Max.	60°C ^[1]	60°C ^[1]	60°C ^[1]	60°C ^[1]
Sound power level	Nom.	dB(A)	42	42	42	42
Sound pressure level	Nom.	dB(A)	28	28	28	28
Tank	Water Volume	Litres	180	230	180	230
	Maximum water pressure	bar	10	10	10	10
	Material		Stainless steel (EN 1.4521)	Stainless steel (EN 1.4521)	Stainless steel (EN 1.4521)	Stainless steel (EN 1.4521)
	Load profile EN16147		L	XL	L	XL
	Standing heat loss	W	56	73	56	73
	Energy efficiency rating		A+	A+	A+	A+
	Standing heat loss @ 45K dT	kWh/24h	1.4	1.8	1.4	1.8
Hydraulic characteristics	Water connections DHW / Recirc	inch	G 3/4" (female)	G 3/4" (female)	G 3/4" (female)	G 3/4" (female)
	Water connections Space heating	inch	G 1" (female)	G 1" (female)	G 1" (female)	G 1" (female)
Minimum water volume		litres	20	20	20	20
Minimum flow rate		l/min	12	12	12	12
Backup heater power supply ^[2]	Phase		1~ / 3~	1~ / 3~	1~ / 3~	1~ / 3~
	Frequency	Hz	50	50	50	50
	Voltage	V	230	230	230	230
	Maximum capacity	kW	6 (2 step) ^[3]	6 (2 step) ^[3]	6 (2 step) ^[3]	6 (2 step) ^[3]
	Maximum running current	A	26	26	26	26
	Recommended fuse rating	A	20 ^[4]	20 ^[4]	20 ^[4]	20 ^[4]

^[1] Tank temperature up to 70°C possible with booster heater only operation (if available in the system).

^[2] Power supply is for backup heater only. Indoor unit switch box and circulation pump are supplied via the outdoor unit.

^[3] Backup heater steps electronically setup on the indoor unit interface.

^[4] 4 pole 20A curve 400V tripping class C (refer to wiring diagram).

Daikin Altherma Low Sound Cover



EKLN08A1

Low Sound Cover for Altherma 3 R-Split (Class 4, 6 and 8 only)

Daikin is launching a new Low Sound Cover for its Daikin Altherma ranges, providing enhanced noise reduction for home heating in urban areas. Unobtrusive and easy to fit, the new Low Sound Cover is capable of reducing noise levels by up to 3dBA, without affecting performance (which represents a reduction by half in audible sound level).

Versatile good looks

Designed to be discreet, the new Daikin Altherma Low Sound Cover presents a clean and modern look. The cover can be combined with a range of Daikin Altherma outdoor units, and the latest Daikin Altherma 3 R Split series (ERGA4/6/8E).

Simple installation

The Low Sound Cover is supplied flat packed, with simple instructions enabling easy assembly on-site. The Low Sound Cover is the latest in a series of Daikin innovations, all designed to enhance our high performance, low energy solutions by offering reduced visibility and flexible configurations for use in urban areas.

Technical Specification			EKLN08A1
Trade Unit Price			£1,185.00
Dimensions	Height	mm	970
	Width	mm	1190
	Depth	mm	714
Weight	Unit	kg	84.5

Compatibility	
Material	Description
ERGA4/6/8E	Altherma 3 R Split



R-32 BLUEEVOLUTION

Single Phase ERLA-DV3

Three Phase ERLA-DW1

Low Temperature R-Split Heat Pump (11-16 Class)



Outdoor Units			Single Phase			Three Phase		
			ERLA11DV3	ERLA14DV3	ERLA16DV3	ERLA11DW1	ERLA14DW1	ERLA16DW1
Description			Class 11	Class 14	Class 16	Class 11	Class 14	Class 16
Trade Unit Price			£3,138.00	£3,615.00	£3,952.00	£3,443.00	£3,970.00	£4,339.00
Dimensions	Height x Width x Depth	mm	870 x 1100 x 460	870 x 1100 x 460	870 x 1100 x 460	870 x 1100 x 460	870 x 1100 x 460	870 x 1100 x 460
Weight		kg	101	101	101	101	101	101
Nominal capacity	Heating (a/b)	kW	10.60 / 9.82	12.00 / 12.50	16.00 / 16.00	10.60 / 9.82	12.00 / 12.50	16.00 / 16.00
	Cooling (a/b)	kW	11.20 / 12.00	13.10 / 13.30	13.80 / 15.90	11.20 / 12.00	13.10 / 13.30	13.80 / 15.90
Nominal input	Heating (a/b)	kW	2.18/2.68	2.46/3.42	3.53/4.56	2.18/2.68	2.46/3.42	3.53/4.56
	Cooling (a/b)	kW	3.43/2.52	4.32/2.86	4.68/3.82	3.43/2.52	4.32/2.86	4.68/3.82
COP	Heating (a/b)		4.83/3.66	4.87/3.64	4.53/3.51	4.83/3.66	4.87/3.64	4.53/3.51
Seasonal space heating efficiency*	Space heating (Average climate) 35°C	Class	A+++	A+++	A+++	A+++	A+++	A+++
		Efficiency	182	181	181	182	181	181
		SCOP	4.63	4.60	4.61	4.63	4.60	4.61
	Space heating (Average climate) 55°C	Class	A++	A++	A++	A++	A++	A++
		Efficiency	126	126	130	126	126	130
		SCOP	3.23	3.22	3.32	3.23	3.22	3.32
EER	Cooling		4.75	4.66	4.16	4.75	4.66	4.16
Operation range	Heating	°C	-25~35	-25~35	-25~35	-25~35	-25~35	-25~35
	Cooling	°C	10~43	10~43	10~43	10~43	10~43	10~43
	Hot water	°C	-25~35	-25~35	-25~35	-25~35	-25~35	-25~35
Sound pressure / power level	Heating	dB(A)	48 / 62	48 / 62	48 / 62	48 / 62	48 / 62	48 / 62
	Cooling	dB(A)	48 / 62	48 / 62	48 / 62	48 / 62	48 / 62	48 / 62
Refrigerant charge	R-32	kg	3.8	3.8	3.8	3.8	3.8	3.8
Piping connections	Liquid	inches (mm)	3/8 (9.5)	3/8 (9.5)	3/8 (9.5)	3/8 (9.5)	3/8 (9.5)	3/8 (9.5)
	Gas	inches (mm)	5/8 (15.9)	5/8 (15.9)	5/8 (15.9)	5/8 (15.9)	5/8 (15.9)	5/8 (15.9)
Max piping length OU to IU		m	50	50	50	50	50	50
Min pipe length OU to IU		m	3	3	3	3	3	3
Power supply			1-phase / 230V / 50Hz	1-phase / 230V / 50Hz	1-phase / 230V / 50Hz	3-phase / 400V / 50Hz	3-phase / 400V / 50Hz	3-phase / 400V / 50Hz
Recommended fuses		A	32	32	32	16	16	16
SAP ID (Heating only combination)		TBC	TBC	TBC	TBC	TBC	TBC	TBC
SAP ID (Integrated combination)		TBC	TBC	TBC	TBC	TBC	TBC	TBC

* When combined with matching indoor unit

Nominal capacity and nominal input tested according to EN 14511 at the following conditions:

Heating a: Ambient air temperature 7°C and leaving water temperature 35°C (A7 W35) Heating b: Ambient air temperature 7°C and leaving water temperature 45°C (A7 W45)

Cooling: Ambient air temperature 35°C and leaving water temperature 7°C (A35 W7)

Sound pressure level measured at 1m from the unit

Features:

- › This split system consists of an outdoor unit and an indoor hydrobox wall mounted as integrated floor standing that can be connected to all standard low temperature radiators and underfloor heating systems
- › All models have extra features to withstand severe winter conditions

Notes:

- i) Some units are available on special request with Blygold treatment to offer additional protection in coastal environments. Please contact your local sales office for further information

Heating Only EBBH
Heating and Cooling EBBX

Low Temperature R-Split Hydrobox (wall hung)



Indoor Unit (wall hung)			Single Phase		Single Phase / Three Phase*		Single Phase		Single Phase / Three Phase*	
			EBBH11D6V	EBBH16D6V	EBBH11D9W	EBBH16D9W	EBBX11D6V	EBBX16D6V	EBBX11D9W	EBBX16D9W
Trade Unit Price			£2,223.00	£2,223.00	£2,382.00	£2,382.00	£2,390.00	£2,390.00	£2,560.00	£2,560.00
User interface (must be ordered separately)			BRC1HHD(W/S/K)	BRC1HHD(W/S/K)	BRC1HHD(W/S/K)	BRC1HHD(W/S/K)	BRC1HHD(W/S/K)	BRC1HHD(W/S/K)	BRC1HHD(W/S/K)	BRC1HHD(W/S/K)
Compatible outdoor unit			ERLA11DV3	ERLA14-16DV3	ERLA11DV3/W1	ERLA14-16DV3/W1	ERLA11DV3	ERLA14-16DV3	ERLA11DV3/W1	ERLA14-16DV3/W1
Function			Heating Only	Heating Only	Heating Only	Heating Only	Reversible	Reversible	Reversible	Reversible
Dimensions	Height x Width x Depth	mm	840 x 440 x 390	840 x 440 x 390	840 x 440 x 390	840 x 440 x 390	840 x 440 x 390	840 x 440 x 390	840 x 440 x 390	840 x 440 x 390
	Leaving water temperature range	Heating °C	15 ~ 60	15 ~ 60	15 ~ 60	15 ~ 60	15 ~ 60	15 ~ 60	15 ~ 60	15 ~ 60
Pump	Cooling °C		-	-	-	-	5 ~ 22	5 ~ 22	5 ~ 22	5 ~ 22
	No. of speeds		Inverter controlled	Inverter controlled	Inverter controlled	Inverter controlled	Inverter controlled	Inverter controlled	Inverter controlled	Inverter controlled
Expansion vessel volume		litres	10	10	10	10	10	10	10	10
Minimum water volume		litres	20	20	20	20	20	20	20	20
Minimum flow rate		l/min	22	22	22	22	22	22	22	22
Water connections		inch	1" (female)	1" (female)	1" (female)	1" (female)	1" (female)	1" (female)	1" (female)	1" (female)
Back-up heater power supply [2]	Phase		1~	1~	3~	3~	1~	1~	3~	3~
	Frequency	Hz	50	50	50	50	50	50	50	50
	Voltage	V	230	230	400	400	230	230	400	400
	Maximum capacity [3]	kW	6 (2 step)	6 (2 step)	9 (2 step)	9 (2 step)	6 (2 step)	6 (2 step)	9 (2 step)	9 (2 step)
	Maximum running current	A	26	26	13	13	26	26	13	13
	Recommended fuse rating [4]	A	20	20	20	20	20	20	20	20

[1] Tank temperature up to 75°C possible with backup heater only operation (or booster, if available in the system).

[2] Power supply is for backup heater only. Indoor unit switch box and circulation pump are supplied via the outdoor unit.

[3] Backup heater steps electronically setup on the indoor unit interface.

[4] 4 pole 20A curve 400V tripping class C (refer to wiring diagram)

Features:

- Available in heating only or heating/cooling versions
- A choice of back-up heaters 3, 6 or 9kW
- Heating / cooling hydroboxes must be ordered with drain pan kit

Notes:

- * Only one optional remote sensor can be installed. Sensor connects to indoor unit
- ** Recommended to achieve minimum outdoor unit ground clearance of 150mm
- SD Card BRP069A78 must be purchased for the WLAN/Cloud connectivity. BRP069A71 has the same functionality but will only be required in case of bad connectivity in location of the indoor unit
- Please note that due to the regulations around the use of R32, where the refrigerant charge in the system is ≥ 1.84 kg, you need to ensure that the requirements on the minimum floor area are met for the indoor unit's installation. Please contact your local pre sales technical team who will calculate this by using a tool. Please note that there are no requirements for the minimum floor area, if a chimney is installed on the indoor unit and directed outside the building.

Accessories:

Accessory Ref	Description	Trade Price
BRC1HHDW	Madoka Heating - White	£92.00
BRC1HHDS	Madoka Heating - Silver	£92.00
BRC1HHDK	Madoka Heating - Black	£92.00
EKRELSG	Smart grid relay kit (high voltage)	£81.00
EKPCCAB4	PC cable - to upload field settings from PC to unit	£237.00
EKRSC1	Optional remote temperature sensor for outdoor unit*	£78.00
KRCS01-1	Optional remote temperature sensor for indoor unit*	£59.00
EKRP1HBA	Optional PCB kit for remote alarm monitoring, run and fault indication and bivalent operation	£135.00
EKRP1AHT	Optional PCB for upto 4 digital inputs for power limitation	£135.00
UK.FF600H150	Pair of flexi-feet for mounting outdoor unit, 150mm tall**	£71.00
UK.CBR2XXL-B	Wall bracket for outdoor unit (250 Kg, 780mm long arm, 2 arms, black)	£121.00
UK.CBR2XXL	Wall bracket for outdoor unit (250 Kg, 780mm long arm, 2 arms, ivory white)	£149.00
UK.DT4	Condensate drip tray (1420 x 500 x 50mm)	£105.00
K.DTFB	Floor bracket kit to mount drip tray to pair flexi feet or wall bracket	£51.00
EKUMBPART	Third party tank connection kit for dry pocket (contains 3 way valve, tank sensor and contactor)	£231.00

Accessory Ref	Description	Trade Price
BRP069A78	Daikin ONECTA App WLAN SD Card (See note)	£31.00
BRP069A71	Daikin ONECTA App (See note)	£35.00
K.FERNOXTF1	Fernox magnetic filter 1"	£120.00
K.FERNOXTF1FL	Fernox magnetic filter 1" and F1 inhibitor fluid (500ml)	£141.00
K.ELECMETV	Electric meter for domestic RHI - Single-phase (Metering for performance compliant) MID Class A electric meter to measure the electricity consumption of the Daikin Altherma heat pump	£141.00
K.ELECMETW	Electric meter for domestic RHI - Three-phase (Metering for performance compliant) MID Class A electric meter to measure the electricity consumption of the Daikin Altherma heat pump	£254.00
EKCC8-W	Sequence Controller	£835.00
DCOM-LT/IO	Daikin Altherma I/O (Sequence Controller/Voltage/Resistance/Smart Grid) Gateway	£260.00
DCOM-LT/MB	Daikin Altherma Modbus Gateway	£266.00

R-32 BLUEEVOLUTION

Single Phase EBVH-D6V

Low Temperature R-Split Hydrobox (indoor)



Indoor Units			Single Phase Only	
Trade Unit Price			EBVH16SU23D6V	
			£3,989.00	
User interface (must be ordered separately)			BRC1HHD(W/S/K)	
G3 Kit (must be ordered separately)			EKUHWG3D	
Compatible outdoor unit			ERLA11-16DV3/W1	
Function			Heating only	
Casing			White	
Colour				
Material			Pre-coated sheet metal	
Dimensions	Height x Width x Depth	mm	1855 x 634 x 595	
Weight		kg	133	
Sound power level	Nom.	dBA	44	
Sound pressure level	Nom.	dBA	30	
Operating range	Space heating	°C	15°C-60°C	
	DHW	°C	25°C-60°C	
Domestic hot water	Material		Stainless steel (EN 1.4521)	
	Water volume	litres	230	
	Tapping profile according to EN16147		L	
	ERP heat losses	W	73	
	ERP efficiency rating		C	
	Standing losses @ 60°C	kWh/24h	1.8	
	Max operating pressure	Bar	10	
	Immersion heater	kW	-	
	Hydraulic characteristics	Available back up heater	kW	6
		Water connections DHW	inch	G 3/4" (female)
Water connections space heating		inch	G 1" (female)	
Minimum water volume		litres	20	
Minimum flow rate		l/min	22	
Power supply		V	1-phase / 230V / 50Hz	
Back-up heater	3kW/6kW 1ph 230V	A	20	
fuse rating				

Accessories:

Accessory Ref	Description	Trade Price
BRC1HHDW	Madoka Heating - White	£92.00
BRC1HHD5	Madoka Heating - Silver	£92.00
BRC1HHDK	Madoka Heating - Black	£92.00
EKRELSG	Smart grid relay kit (high voltage)	£81.00
EKPCCAB4	PC cable – to upload field settings from PC to unit	£237.00
EKRSC1	Optional remote temperature sensor for outdoor unit*	£78.00
KRCS01-1	Optional remote temperature sensor for indoor unit*	£59.00
EKRP1HBA	Optional PCB kit for remote alarm monitoring, run and fault indication and bivalent operation	£135.00
EKRP1AHT	Optional PCB for upto 4 digital inputs for power limitation	£135.00
UK.FF600H150	Pair of flexi-feet for mounting outdoor unit, 150mm tall**	£71.00
UK.CBR2XXL-B	Wall bracket for outdoor unit (250 Kg, 780mm long arm, 2 arms, black)	£121.00
UK.CBR2XXL	Wall bracket for outdoor unit (250 Kg, 780mm long arm, 2 arms, ivory white)	£149.00
UK.DT4	Condensate drip tray (1420 x 500 x 50mm)	£105.00
K.DTFB	Floor bracket kit to mount drip tray to pair flexi feet or wall bracket	£51.00
EKUMBPART	Third party tank connection kit for dry pocket (contains 3 way valve, tank sensor and contactor)	£231.00

Accessory Ref	Description	Trade Price
BRP069A78	Daikin ONECTA App WLAN SD Card (See note)	£31.00
BRP069A71	Daikin ONECTA App (See note)	£35.00
K.FERNOXTF1	Fernox magnetic filter 1"	£120.00
K.FERNOXTF1FL	Fernox magnetic filter 1" and F1 inhibitor fluid (500ml)	£141.00
K.ELECMETV	Electric meter for domestic RHI - Single-phase (Metering for performance compliant) MID Class A electric meter to measure the electricity consumption of the Daikin Altherma heat pump	£141.00
K.ELECMETW	Electric meter for domestic RHI - Three-phase (Metering for performance compliant) MID Class A electric meter to measure the electricity consumption of the Daikin Altherma heat pump	£254.00
EKCC8-W	Sequence Controller	£835.00
DCOM-LT/IO	Daikin Altherma I/O (Sequence Controller/Voltage/Resistance/Smart Grid) Gateway	£260.00
DCOM-LT/MB	Daikin Altherma Modbus Gateway	£266.00
EKUHWG3D	G3 Kit (must be ordered separately)	£170.00

Notes:

- * Only one optional remote sensor can be installed. Sensor connects to indoor unit
- ** Recommended to achieve minimum outdoor unit ground clearance of 150mm
- SD Card BRP069A78 must be purchased for the WLAN/Cloud connectivity. BRP069A71 has the same functionality but will only be required in case of bad connectivity in location of the indoor unit
- Please note that due to the regulations around the use of R32, where the refrigerant charge in the system is ≥ 1.84 kg, you need to ensure that the requirements on the minimum floor area are met for the indoor unit's installation. Please contact your local pre sales technical team who will calculate this by using a tool. Please note that there are no requirements for the minimum floor area, if a chimney is installed on the indoor unit and directed outside the building.

Daikin Altherma 3

H-Split (R32) Heat Pump System 11-16 Class



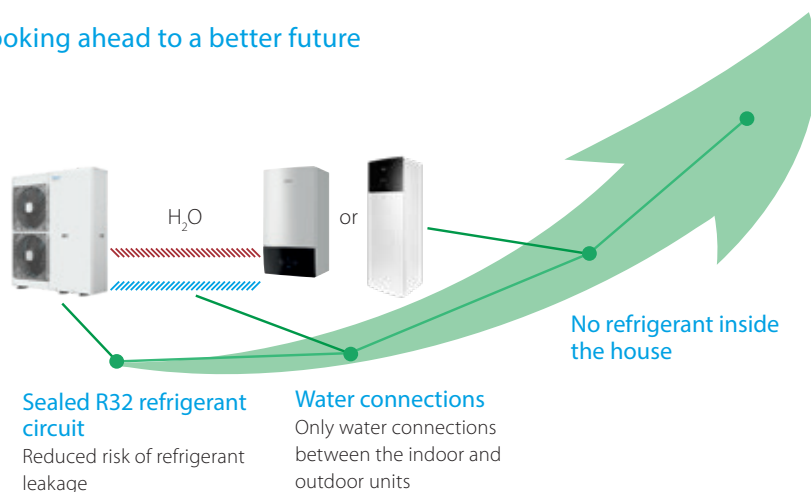
BLUEVOLUTION

Powered by Bluevolution with R32

Bluevolution technology combines highly efficient compressor technology developed by Daikin together with the future of refrigerants: R32

The hydrosplit concept

Looking ahead to a better future



With R32, the future is now

Pioneers in the use of R32 in air-to-water heat pumps, Daikin places an absolute priority on reduction of our environmental impact.

Hydrosplit delivers safety and efficiency

Leaving water temperature

With a leaving water temperature of 60 °C at -10 °C outside, the Daikin Altherma 3 H-Split heat pump is perfect for:

- › New build applications using underfloor heating
- › Renovation applications using radiators

Energy performance

Using R32, the heat pump reaches the highest energy performances represented by the energy labels.

Indoor units designed for flexibility and ease of installation

- › Modern design to blend in with surroundings
- › Stylish on-board graphic controls with remote access options
- › Setup wizard for rapid commissioning
- › Front access to electrical and hydronic components for ease of installation
- › Integrated back-up heater in 6 or 9kW
- › Combine with heat pump convectors or underfloor heating
- › For hot water solutions, the wall hung unit combines with Daikin hot water tanks

Higher capacity at low ambient temperatures

- › Equipped with a new gas injection compressor designed to operate down to -28°C outside air temperature
- › Significantly improved capacity at low ambient temperatures, with a 35% increase at -7°C compared to its predecessor

Low sound mode

For more sensitive urban areas, a low sound mode reduces the sound level by -3 dB(A)

Available in heating only (EABH-D and EAVH-D) and reversible (EABX-D) models

Daikin Altherma 3 H-Split operates in a single mode, or combination of modes:

- › Domestic hot water
- › Heating
- › Cooling
- › Heating and cooling (wall hung only)

R-32 BLUEEVOLUTION

Single Phase EPGA-DV

Low Temperature H-Split (R32) Heat Pump (11-16 Class)



Outdoor Units			Single Phase		
			EPGA11DV7	EPGA14DV7	EPGA16DV7
Description			Class 11	Class 14	Class 16
Trade Unit Price			£3,186.00	£3,710.00	£4,050.00
Dimensions	Height x Width x Depth	mm	1440 x 1160 x 380	1440 x 1160 x 380	1440 x 1160 x 380
Weight		kg	143	143	143
Nominal capacity	Heating (a/b)	kW	11.10 / 11.30	14.50 / 14.50	16.50 / 15.60
	Cooling (c/d)	kW	10.50 / 10.70	11.10 / 11.90	13.50 / 11.90
Nominal input	Heating (a/b)	kW	2.16 / 2.91	2.91 / 3.96	3.45 / 4.21
	Cooling (c/d)	kW	2.21 / 3.30	2.72 / 3.97	3.42 / 3.97
Seasonal space heating efficiency*	Space heating (Average climate) 35°C	Class	A++	A+++	A+++
		Efficiency	175	178	182
		SCOP	4.44	4.51	4.61
	Space heating (Average climate) 55°C	Class	A++	A++	A++
		Efficiency	130	132	134
		SCOP	3.32	3.37	3.43
COP	Heating (a/b)		5.15 / 3.88	4.99 / 3.65	4.78 / 3.71
EER	Cooling (c/d)		4.75 / 3.23	4.09 / 2.99	3.94 / 2.99
Operation range	Heating	°C	-28 to +35	-28 to +35	-28 to +35
	Cooling	°C	+10 to +43	+10 to +43	+10 to +43
	Domestic Hot water	°C	-28 to +35	-28 to +35	-28 to +35
Sound pressure / power level	Heating	dB(A)	48 / 64	49 / 64	52 / 66
	Cooling	dB(A)	55 / 68	55 / 68	55 / 68
Refrigerant charge	R-32	kg	3.5	3.5	3.5
Water Connections (Diameter)		inch	1" (Male)	1" (Male)	1" (Male)
Maximum piping length OU to IU ^[1]		m	10 ^[1]	10 ^[1]	10 ^[1]
Power supply			1-phase / 230V / 50Hz	1-phase / 230V / 50Hz	1-phase / 230V / 50Hz
Recommended fuses		A	32	32	32
SAP ID (Heating only combination)		55°C/45°C/35°C	TBC	TBC	TBC
SAP ID (Reversible combination)		55°C/45°C/35°C	TBC	TBC	TBC
SAP ID (Integrated combination 180L)		55°C/45°C/35°C	TBC	TBC	TBC
SAP ID (Integrated combination 230L)		55°C/45°C/35°C	TBC	TBC	TBC

Nominal capacity and nominal input tested according to EN 14511

Heating (a): Ambient air temperature 7°CDB and leaving water temperature 35°C (A7/W35). Heating (b): Ambient air temperature 7°CDB and leaving water temperature 45°C (A7/W45)

Cooling (c): Ambient air temperature 35°C and leaving water temperature 18°C (A35/W18). Cooling (d): Ambient air temperature 35°C and leaving water temperature 7°C (A35/W7)

Sound pressure / power measured according to EN 12102 under conditions of EN 14825

^[1] Spare pump capacity can be utilised to extend the interconnecting pipe length. All design parameters must be known to calculate longer pipe lengths.

Heating and Cooling EABH(X)-D

Low Temperature H-Split (R32) Heat Pump (Wall Hung)



Indoor Unit (wall hung)			Single Phase			
			EABH16D6V7	EABH16D9W7	EABX16D6V7	EABX16D9W7
Trade Unit Price			£2,369.00	£2,704.00	£2,763.00	£2,867.00
Compatible outdoor unit			EPGA11-16DV7	EPGA11-16DV8	EPGA11-16DV9	EPGA11-16DV10
User interface (Must be ordered separately)			BRC1HHD(W/S/K)	BRC1HHD(W/S/K)	BRC1HHD(W/S/K)	BRC1HHD(W/S/K)
Function			Heating Only	Heating Only	Reversible	Reversible
Dimensions	H x W x D	mm	840 x 440 x 390	840 x 440 x 390	840 x 440 x 390	840 x 440 x 390
Leaving water temperature range	Heating	°C	+18 to +65	+18 to +65	+18 to +65	+18 to +65
	Cooling	°C	-	-	+5 to +22	+5 to +22
Pump	No. of speeds		Inverter controlled	Inverter controlled	Inverter controlled	Inverter controlled
Expansion vessel volume		litres	10	10	10	10
Minimum water volume		litres	20	20	20	20
Minimum flow rate		l/min	20	20	20	20
Water connections		Inch	1" (female)	1" (female)	1" (female)	1" (female)
Back-up heater fuse rating	6kW 1ph 230V	A	32	-	32	-
	9kW 3ph 400V	A	-	16	-	16

Notes: i) Back-up heaters are three step control, 1 phase 2-4-6 kW and 3 phase 3-6-9 kW
These systems will change to EABH-D6V7/D9W7 beginning of 2022. The performance will remain the same however the SAP ID for the new range of these products will be different.

Accessories:

Accessory Ref	Description	Trade Price
BRC1HHDW	Madoka Heating - White	£92.00
BRC1HHD5	Madoka Heating - Silver	£92.00
BRC1HHDK	Madoka Heating - Black	£92.00
AFVALVE1	Anti-freeze valve for glycol free systems (two required per heat pump)	£100.00
EKPCCAB4	PC cable – to upload field settings from PC to unit	£237.00
EKRSC1	Optional remote temperature sensor for outdoor unit*	£78.00
KRCS01-1	Optional remote temperature sensor for indoor unit*	£59.00
EKRPHBA	Optional PCB kit for remote alarm monitoring, run and fault indication, solar interlock for heat pump and bivalent operation	£135.00
UK.FF600S1503	Three flexi-feet, height 150mm, to mount the outdoor unit	£110.00
UK.DT5	Condensate drip tray (1400 x 400 x 50mm)	£86.00
UK.CWBXL3A	Wall bracket for outdoor unit (250kg, 660mm long, 3 arms, ivory)	£137.00
UK.DTFB3	Floor bracket kit to mount drip tray for 3 flexi-feet or wall bracket	£80.00
K.HOSE750	Pair of flexible hoses (Length 750mm, 19mm tough PVC coated insulation, 1" FBSP x 28mm compression)	£87.00
K.HOSE750EL	Pair of flexible hoses with elbow (Length 750mm, 19mm tough PVC coated insulation, 1" FBSP x 28mm compression)	£125.00
BRP069A62	Daikin ONECTA App	£157.00
EKUMBPART	Third party tank connection kit - Dry pocket sensor	£231.00
K.ELECMETV	Electric meter for domestic RHI - Single-phase (Metering for performance compliant) MID Class A electric meter to measure the electricity consumption of the Daikin Altherma heat pump	£141.00
K.ELECMETW	Electric meter for domestic RHI - Three-phase (Metering for performance compliant) MID Class A electric meter to measure the electricity consumption of the Daikin Altherma heat pump	£254.00
EKUHWG3D	G3 Kit (must be ordered separately)	£170.00
EKCC8-W	Sequence Controller	£835.00
DCOM-LT/IO	Daikin Altherma I/O (Sequence Controller/Voltage/Resistance/Smart Grid) Gateway	£266.00
DCOM-LT/MB	Daikin Altherma Modbus Gateway	£260.00

Notes:

- i) * Only one optional remote sensor can be installed. Sensor connects to indoor unit.
- ii) For compatible cylinders, see page 221.
- iii) Outdoor unit requires mounting on three flexi-feet.
- vi) ** Recommended to achieve minimum outdoor unit ground clearance of 150mm.

R-32 BLUEEVOLUTION

Heating EAVH-SU-D

Low Temperature H-Split (R32) Heat Pump (Integrated)



Indoor Unit (floor standing)			Single Phase	
			EAVH16SU18D6V7	EAVH16SU23D6V7
Trade Unit Price			£4,056.00	£4,135.00
Compatible outdoor unit			EPGA11/14/16DV	EPGA11/14/16DV
User interface (must be ordered separately)			BRC1HHD(W/S/K)	BRC1HHD(W/S/K)
G3 Kit (must be ordered separately)			EKUHWG3D	EKUHWG3D
Function			Heating only	Heating only
Casing			White	White
Colour			White	White
Material			Resin + Sheet Metal	Resin + Sheet Metal
Dimensions	Height x Width x Depth	mm	1,650 x 595 x 625	1,850 x 595 x 625
Weight	Unit / Packed Unit	kg	109 / 126	118 / 135
Operating range	Heating	Min-Max.	15°C - 60°C	15°C - 60°C
	DHW	Max.	60°C ^[1]	60°C ^[1]
Sound power level	Nom.	dBA	44	44
Sound pressure level	Nom.	dBA	30	30
Tank	Water Volume	Litres	180	230
	Maximum water pressure	bar	10	10
Material			Stainless steel (EN 1.4521)	Stainless steel (EN 1.4521)
Load profile EN16147			L	XL
Standing heat loss			56	73
Energy efficiency rating			A	A
Standing heat loss @ 45K dT			1.4	1.8
Hydraulic characteristics	Water connections Indoor/outdoor	inch	G 1" (female)	G 1" (female)
	Water connections DHW / Recirc	Inch	G 3/4" (female)	G 3/4" (female)
	Water connections Space heating	inch	G 1" (female)	G 1" (female)
Minimum water volume		litres	20	20
Minimum flow rate		l/min	20	20
Backup heater power supply ^[2]	Phase		1~ / 3~	1~ / 3~
	Frequency	Hz	50	50
	Voltage	V	230	230
	Maximum capacity	kW	6 (2 step) ^[3]	6 (2 step) ^[3]
	Maximum running current	A	26	26
	Recommended fuse rating	A	20 ^[4]	20 ^[4]

[1] Tank temperature up to 75°C possible with booster heater only operation (if available in the system).

[2] Power supply is for backup heater only. Indoor unit switch box and circulation pump are supplied via the outdoor unit.

[3] Backup heater steps electronically setup on the indoor unit interface.

[4] 4 pole 20A curve 400V tripping class C (refer to wiring diagram).

Daikin Altherma 3

H HT (R32) Heat Pump System 8 -18 class

The Daikin Altherma 3 H HT is the first Daikin outdoor unit with a distinctive new design. The single fan reduces noise levels, while the black front grill blends into any setting.

The Daikin Altherma 3 H HT is the pinnacle of acoustic comfort and heating performance, thanks to the latest design developments. Several major components have been enhanced to achieve this excellence - such as a double injection compressor and a single fan even on large capacity units - all wrapped up in a brand-new casing.

The H HT High Temperature Heat Pump is now available with the wall mounted and integrated floor-standing indoor unit options.

BLUEVOLUTION



Daikin wall mounted unit

The Daikin Altherma 3 split wall mounted unit offers heating and cooling with optimum flexibility for a quick and easy installation.

High flexibility for installation and domestic hot water connection

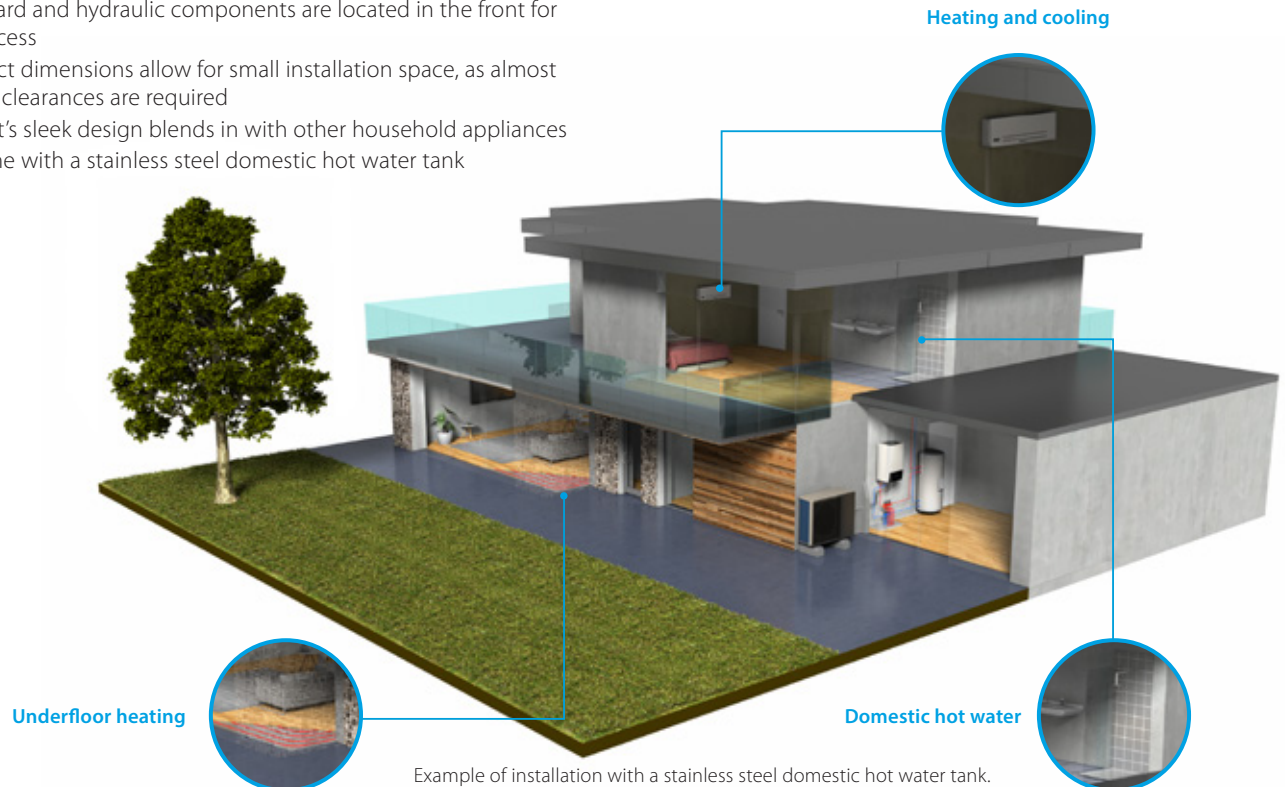
- › Inclusion of all hydraulic components means no third party components are required
- › PCB board and hydraulic components are located in the front for easy access
- › Compact dimensions allow for small installation space, as almost no side clearances are required
- › The unit's sleek design blends in with other household appliances
- › Combine with a stainless steel domestic hot water tank

Daikin floor standing unit

The Daikin Altherma floor standing unit delivers heating and domestic hot water all in one integrated system.

All-in-one system to save installation space and time

- › Reduced footprint 595 x 600 mm
- › 180 or 230 litre tank options
- › All hydraulic components on top for easy installation and maintenance
- › Black top high-resolution MMI controller [User Interface] and Daikin Eye to show status
- › WLAN SD card supplied as standard for the Residential Control App as well as Cloud Interface
- › Smart Grid Ready



Example of installation with a stainless steel domestic hot water tank.

R-32 BLUEEVOLUTION

Single Phase / Three Phase EPRA-EV3/W1

Daikin Altherma 3 H HT Heat Pump (8-12 Class)



Outdoor Units			Single Phase			Three Phase		
			EPRA08EV3	EPRA10EV3	EPRA12EV3	EPRA08EW1	EPRA10EW1	EPRA12EW1
Description			Class 8	Class 10	Class 12	Class 8	Class 10	Class 12
Trade Unit Price			£3,724	£4,015	£4,320	£3,910	£4,216	£4,536
Dimensions ^[1]	Height x Width x Depth	mm	990 x 1270 x 460	990 x 1270 x 460	990 x 1270 x 460	990 x 1270 x 460	990 x 1270 x 460	990 x 1270 x 460
Weight		kg	118	118	118	118	118	118
Nominal capacity	Heating (a/b)	kW	8.71/8.68	9.38/10.03	9.77/10.85	8.71/8.68	9.38/10.03	9.77/10.85
	Cooling (c/d)	kW	10.33/7.89	11.77/7.97	12.66/8.62	10.89/7.33	11.77/7.97	12.66/8.62
Nominal input	Heating (a/b)	kW	3.68/4.41	4.10/5.29	4.36/5.77	3.54/4.33	3.94/5.08	4.19/5.56
	Cooling (c/d)	kW	2.37/2.50	2.86/2.66	3.27/2.97	2.41/2.29	2.76/2.57	3.15/2.87
Seasonal space heating efficiency (Heating Only Indoor Unit)	Space heating (Average climate) 35°C	Class	A+++	A+++	A+++	A+++	A+++	A+++
		Efficiency	184	186	186	190	191	191
		SCOP	4.69	4.71	4.71	4.81	4.84	4.84
	Space heating (Average climate) 55°C	Class	A++	A++	A++	A++	A++	A++
		Efficiency	134	134	134	138	138	138
		SCOP	3.41	3.43	3.43	3.52	3.53	3.53
Seasonal space heating efficiency (Reversible Indoor Unit)	Space heating (Average climate) 35°C	Class	A+++	A+++	A+++	A+++	A+++	A+++
		Efficiency	188	190	190	195	196	196
		SCOP	4.79	4.82	4.82	4.95	4.98	4.98
	Space heating (Average climate) 55°C	Class	A++	A++	A++	A++	A++	A++
		Efficiency	136	136	136	141	141	141
		SCOP	3.47	3.48	3.48	3.59	3.60	3.60
COP	Heating (e/f)		4.92	4.92	4.92	5.10	5.10	5.10
EER	Cooling (c/d)		3.00 / 5.56	3 / 5.56	2.96 / 5.56	3.28 / 5.75	3.10 / 5.75	3.01 / 5.75
Operation range	Heating	°C	-28 to +25	-28 to +25	-28 to +25	-28 to +25	-28 to +25	-28 to +25
	Cooling	°C	+10 to +43	+10 to +43	+10 to +43	+10 to +43	+10 to +43	+10 to +43
	Domestic Hot water	°C	-28 to +35	-28 to +35	-28 to +35	-28 to +35	-28 to +35	-28 to +35
Sound pressure / power level	Heating	dB(A)	40.6 / 54.0	40.6 / 54.0	40.6 / 54.0	40.6 / 54.0	40.6 / 54.0	40.6 / 54
	Cooling	dB(A)	47.4 / 60.6	48.5 / 61.5	47.0 / 60.1	47.4 / 60.6	48.5 / 61.5	48.5 / 61.5
Refrigerant charge	R-32	kg	3.25	3.25	3.25	3.25	3.25	3.25
Water Connections (Diameter)		inch	1" (Male)	1" (Male)	1" (Male)	1" (Male)	1" (Male)	1" (Male)
Piping length OU to IU ^[2]		m	10 ^[2]	10 ^[2]	10 ^[2]	10 ^[2]	10 ^[2]	10 ^[2]
Power supply			1-phase / 230V / 50Hz	1-phase / 230V / 50Hz	1-phase / 230V / 50Hz	3-phase / 400V / 50Hz	3-phase / 400V / 50Hz	3-phase / 400V / 50Hz
Recommended fuses		A	32	32	32	16	16	16

Nominal capacity and nominal input tested according to EN 14511

Heating (a): Ambient air temperature -2°CDB and leaving water temperature 55°C (A-2/W55). Heating (b): Ambient air temperature -2°CDB and leaving water temperature 65°C (A-2/W65)

Cooling (c): Ambient air temperature 35°C and leaving water temperature 18°C (A35/W18). Cooling (d): Ambient air temperature 35°C and leaving water temperature 7°C (A35/W7)

Heating (e): Ambient air temperature 7°CDB and leaving water temperature 35°C (A7/W35). Heating (f): Ambient air temperature 7°CDB and leaving water temperature 45°C (A7/W45)

Sound pressure / power measured according to EN 12102 under conditions of EN 14825

^[1] Excludes aesthetic grill

^[2] Spare pump capacity can be utilised to extend the interconnecting pipe length using the Daikin HSN pipe sizing tool.

Heating and Cooling ETBH(X)-E

Daikin Altherma 3 H HT Heat Pump (Wall Hung)



Indoor Unit (wall hung)			Heating Only		Heating and Cooling	
			ETBH12E6V	ETBH12E9W	ETBX12E6V	ETBX12E9W
Trade Unit Price			£1,791	£1,868	£1,791	£1,868
Compatible outdoor unit			EPRA08-12EV/EW1	EPRA08-12EV/EW1	EPRA08-12EV/EW1	EPRA08-12EV/EW1
Compatible DHW Cylinders			EKHWSU-D	EKHWSU-D	EKHWSU-D	EKHWSU-D
User interface (Must be ordered separately)			BRC1HHD(W/S/K)	BRC1HHD(W/S/K)	BRC1HHD(W/S/K)	BRC1HHD(W/S/K)
Function			Heating Only	Heating Only	Reversible	Reversible
Dimensions	Height x Width x Depth	mm	840 x 440 x 390	840 x 440 x 390	840 x 440 x 390	840 x 440 x 390
Operating range	Heating	°C	+18 to +65	+18 to +65	+18 to +65	+18 to +65
	Cooling	°C	-	-	+5 to +25	+5 to +25
	Domestic hot water ^[1]	°C	+10 to 75	+10 to 75	+10 to 75	+10 to 75
Pump	No. of speeds		Inverter controlled	Inverter controlled	Inverter controlled	Inverter controlled
Expansion vessel volume		litres	10	10	10	10
Minimum water volume		litres	20	20	20	20
Minimum flow rate		l/min	20	20	20	20
Water connections		inch	1" (female)	1" (female)	1" (female)	1" (female)
Backup heater power supply ^[2]	Phase		1~ / 3~	3~	1~ / 3~	3~
	Frequency	Hz	50	50	50	50
	Voltage	V	230	400	230	400
	Maximum capacity ^[3]	kW	6 (2 step)	9 (2 step)	6 (2 step)	9 (2 step)
	Maximum running current	A	26	13	26	13
	Recommended fuse rating ^[4]	A	20	20	20	20

[1] Tank temperature up to 75°C possible with backup heater only operation (or booster, if available in the system).

[2] Power supply is for backup heater only. Indoor unit switch box and circulation pump are supplied via the outdoor unit.

[3] Backup heater steps electronically setup on the indoor unit interface.

[4] 4 pole 20A curve 400V tripping class C (refer to wiring diagram)

Notes:

- i) * Only one optional remote sensor can be installed. Sensor connects to indoor unit.
- ii) ** Recommended to achieve minimum outdoor unit ground clearance of 150mm.
- iii) SD Card BRP069A78 is supplied as standard. This option will only be required in case of bad connectivity in location of the indoor unit

Accessories:

Accessory Ref	Description	Trade Price
BRC1HHDW	Madoka Heating - White	£92.00
BRC1HHDS	Madoka Heating - Silver	£92.00
BRC1HHDK	Madoka Heating - Black	£92.00
EKRELSG	Smart grid relay kit (high voltage)	£81.00
AFVALVE1	Anti-freeze valve for glycol free systems (two required per heat pump)	£100.00
EKPCAB4	PC cable – to upload field settings from PC to unit	£237.00
EKRSC1	Optional remote temperature sensor for outdoor unit*	£78.00
KRCS01-1	Optional remote temperature sensor for indoor unit*	£59.00
EKR1HBA	Optional PCB kit for remote alarm monitoring, run and fault indication and bivalent operation	£135.00
EKR1AHT	Optional PCB for upto 4 digital inputs for power limitation	£135.00
UK.FF600H150	Pair of flexi-feet for mounting outdoor unit, 150mm tall**	£71.00
UK.CBR2XXL-B	Wall bracket for outdoor unit (250 Kg, 780mm long arm, 2 arms, black)	£121.00
UK.CBR2XXL	Wall bracket for outdoor unit (250 Kg, 780mm long arm, 2 arms, ivory white)	£149.00
UK.DT4	Condensate drip tray (1420 x 500 x 50mm)	£105.00
K.DTFB	Floor bracket kit to mount drip tray to pair flexi feet or wall bracket	£51.00
K.HOSE750	Pair of flexible hoses (Length 750mm, 19mm tough PVC coated insulation, 1" FBSP x 28mm compression)	£87.00

Accessory Ref	Description	Trade Price
K.HOSE750EL	Pair of flexible hoses with elbow (Length 750mm, 19mm tough PVC coated insulation, 1" FBSP x 28mm compression)	£125.00
EKUMBPART	Third party tank connection kit for dry pocket (contains 3 way valve, tank sensor and contactor)	£231.00
BRP069A71	Daikin ONECTA App (See note)	£35.00
K.ELECMETV	Electric meter for domestic RHI - Single-phase (Metering for performance compliant) MID Class A electric meter to measure the electricity consumption of the Daikin Altherma heat pump	£141.00
K.ELECMETW	Electric meter for domestic RHI - Three-phase (Metering for performance compliant) MID Class A electric meter to measure the electricity consumption of the Daikin Altherma heat pump	£254.00
EKCC8-W	Sequence Controller	£835.00
DCOM-LT/IO	Daikin Altherma I/O (Sequence Controller/Voltage/Resistance/Smart Grid) Gateway	£266.00
DCOM-LT/MB	Daikin Altherma Modbus Gateway	£260.00

R-32 BLUEEVOLUTION

NEW Heating ETVH-E

High Temperature H-Split (R32) Heat Pump (Integrated)



Indoor Units (Floor Standing)			Single Phase	
			ETVH12SU18E6V	ETVH12SU23E6V
Trade Unit Price			£3,045.00	£3,105.00
Compatible outdoor unit			EPRA08-12EV/EW1	EPRA08-12EV/EW1
User interface (must be ordered separately)			BRC1HHD(W/S/K)	BRC1HHD(W/S/K)
G3 Kit (must be ordered separately)			EKUHWG3D	EKUHWG3D
Function			Heating only	Heating only
Casing	Colour		White	White
	Material		Resin + Sheet Metal	Resin + Sheet Metal
Dimensions	Height x Width x Depth	mm	1,650 x 595 x 625	1,850 x 595 x 625
Weight	Unit / Packed Unit	kg	108 / 127	117 / 136
Operating range	Heating	Min-Max.	10°C - 65°C	10°C - 65°C
	DHW	Max.	65°C(1)	65°C(1)
Sound power level	Nom.	dB(A)	44	44
Sound pressure level	Nom.	dB(A)	30	30
Tank	Water Volume	Litres	180	230
	Maximum water pressure	bar	10	10
	Material		Stainless steel (EN 1.4521)	Stainless steel (EN 1.4521)
	Load profile EN16147		L	XL
	Standing heat loss	W	56	73
Energy efficiency rating			B	C
	Standing heat loss @ 45K dT	kWh/24h	1.4	1.8
Hydraulic characteristics	Water connections Indoor / outdoor	inch	G 1" (female)	G 1" (female)
	Water connections DHW / Recirc	inch	G 3/4" (female)	G 3/4" (female)
	Water connections Space heating	inch	G 1" (female)	G 1" (female)
Minimum water volume		litres	20	20
Minimum flow rate		l/min	20	20
Backup heater power supply ^[2]	Phase		1~ / 3~	1~ / 3~
	Frequency	Hz	50	50
	Voltage	V	230	230
	Maximum capacity	kW	6 (2 step) ^[3]	6 (2 step) ^[3]
	Maximum running current	A	26	26
	Recommended fuse rating	A	20 ^[4]	20 ^[4]

[1] Tank temperature up to 75°C possible with booster heater only operation (if available in the system).


[2] Power supply is for backup heater only. Indoor unit switch box and circulation pump are supplied via the outdoor unit.

[3] Backup heater steps electronically setup on the indoor unit interface.

[4] 4 pole 20A curve 400V tripping class C (refer to wiring diagram)

Single Phase / Three Phase EPRA-DV37/W17

Daikin Altherma 3 H HT Heat Pump (14-18 Class)



Outdoor Units			Single Phase			Three Phase		
			EPRA14DV37	EPRA16DV37	EPRA18DV37	EPRA14DW17	EPRA16DW17	EPRA18DW17
Description			Class 14	Class 16	Class 18	Class 14	Class 16	Class 18
Trade Unit Price			£4,528.00	£4,961.00	£5,513.00	£4,761.00	£5,195.00	£5,751.00
Dimensions ^[1]	Height x Width x Depth	mm	990 x 1270 x 460	990 x 1270 x 460	990 x 1270 x 460	990 x 1270 x 460	990 x 1270 x 460	990 x 1270 x 460
Weight		kg	146	146	146	151	151	151
Nominal capacity	Heating (a/b)	kW	10.17 / 10.12	11.57 / 11.51	12.11 / 12.04	10.39 / 10.26	11.82 / 11.67	12.37 / 12.21
	Cooling (c/d)	kW	10.55 / 6.90	11.51 / 7.88	12.46 / 8.86	10.55 / 6.90	11.51 / 7.88	12.46 / 8.86
Seasonal space heating efficiency (Heating Only Indoor Unit)	Space heating (Average climate) 35°C	Class	A+++	A+++	A+++	A+++	A+++	A+++
		Efficiency	177	177	177	186	186	186
		SCOP	4.51	4.51	4.51	4.71	4.71	4.71
	Space heating (Average climate) 55°C	Class	A++	A++	A++	A++	A++	A++
		Efficiency	140	140	140	140	140	140
		SCOP	3.58	3.58	3.58	3.57	3.57	3.57
Seasonal space heating efficiency (Reversible Indoor Unit)	Space heating (Average climate) 35°C	Class	A+++	A+++	A+++	A+++	A+++	A+++
		Efficiency	180	180	180	180	180	180
		SCOP	4.57	4.57	4.57	4.57	4.57	4.57
	Space heating (Average climate) 55°C	Class	A++	A++	A++	A++	A++	A++
		Efficiency	142	142	142	142	142	142
		SCOP	3.62	3.62	3.62	3.63	3.63	3.63
COP	Heating (e/f)		4.86 / 3.70	4.86 / 3.70	4.86 / 3.70	4.50 / 3.56	4.50 / 3.56	4.50 / 3.56
EER	Cooling (c/d)		4.13 / 2.70	4.11 / 2.69	4.09 / 2.68	4.13 / 2.70	4.11 / 2.69	4.09 / 2.68
Operation range	Heating	°C	-28 to +35	-28 to +35	-28 to +35	-28 to +35	-28 to +35	-28 to +35
	Cooling	°C	+10 to +43	+10 to +43	+10 to +43	+10 to +43	+10 to +43	+10 to +43
	Domestic Hot water	°C	-28 to +35	-28 to +35	-28 to +35	-28 to +35	-28 to +35	-28 to +35
Sound pressure / power level	Heating	dBA	43 / 54	44 / 54	48 / 54	43 / 54	43 / 54	48 / 54
	Cooling	dBA	43 / 54	44 / 54	48 / 54	43 / 54	43 / 54	48 / 54
Refrigerant charge	R-32	kg	4.2	4.2	4.2	4.2	4.2	4.2
Water Connections (Diameter)		inch	1" (Male)	1" (Male)	1" (Male)	1" (Male)	1" (Male)	1" (Male)
Piping length OU to IU ^[2]		m	10 ^[2]	10 ^[2]	10 ^[2]	10 ^[2]	10 ^[2]	10 ^[2]
Power supply			1-phase / 230V / 50Hz	1-phase / 230V / 50Hz	1-phase / 230V / 50Hz	3-phase / 400V / 50Hz	3-phase / 400V / 50Hz	3-phase / 400V / 50Hz
Recommended fuses		A	32	32	32	16	16	16

Nominal capacity and nominal input tested according to EN 14511

Heating (a): Ambient air temperature -2°CDB and leaving water temperature 55°C (A-2/W55). Heating (b): Ambient air temperature -2°CDB and leaving water temperature 65°C (A-2/W65)

Cooling (c): Ambient air temperature 35°C and leaving water temperature 18°C (A35/W18). Cooling (d): Ambient air temperature 35°C and leaving water temperature 7°C (A35/W7)

Heating (e): Ambient air temperature 7°CDB and leaving water temperature 35°C (A7/W35). Heating (f): Ambient air temperature 7°CDB and leaving water temperature 45°C (A7/W45)

Sound pressure / power measured according to EN 12102 under conditions of EN 14825

^[1] Excludes aesthetic grill

^[2] Spare pump capacity can be utilised to extend the interconnecting pipe length using the Daikin HSN pipe sizing tool.

R-32 BLUEEVOLUTION

Heating and Cooling ETBH(X)-E

Daikin Altherma 3 H HT Heat Pump (Wall Hung)



Indoor Unit (wall hung)			Heating Only		Heating and Cooling	
			ETBH16E6V7	ETBH16E9W7	ETBX16E6V7	ETBX16E9W7
Trade Unit Price			£1,885.00	£1,967.00	£2,233.00	£2,319.00
Compatible outdoor unit			EPRA14-18DV37/DW17	EPRA14-18DV37/DW17	EPRA14-18DV37/DW17	EPRA14-18DV37/DW17
Compatible DHW Cylinders			EKHWSU-D	EKHWSU-D	EKHWSU-D	EKHWSU-D
User interface (Must be ordered separately)			BRC1HHD(W/S/K)	BRC1HHD(W/S/K)	BRC1HHD(W/S/K)	BRC1HHD(W/S/K)
Function			Heating Only	Heating Only	Reversible	Reversible
Dimensions	Height x Width x Depth	mm	840 x 440 x 390	840 x 440 x 390	840 x 440 x 390	840 x 440 x 390
Operating range	Heating	°C	+18 to +70	+18 to +70	+18 to +70	+18 to +70
	Cooling	°C	-	-	+5 to +25	+5 to +25
	Domestic hot water ^[1]	°C	+10 to 75	+10 to 75	+10 to 75	+10 to 75
Pump	No. of speeds		Inverter controlled	Inverter controlled	Inverter controlled	Inverter controlled
Expansion vessel volume		litres	10	10	10	10
Minimum water volume		litres	20	20	20	20
Minimum flow rate		l/min	25	25	25	25
Water connections		inch	1" (female)	1" (female)	1" (female)	1" (female)
Backup heater power supply ^[2]	Phase		1~ / 3~	3~	1~ / 3~	3~
	Frequency	Hz	50	50	50	50
	Voltage	V	230	400	230	400
	Maximum capacity ^[3]	kW	6 (2 step)	9 (2 step)	6 (2 step)	9 (2 step)
	Maximum running current	A	26	13	26	13
	Recommended fuse rating ^[4]	A	20	20	20	20

[1] Tank temperature up to 75°C possible with backup heater only operation (or booster, if available in the system).

[2] Power supply is for backup heater only. Indoor unit switch box and circulation pump are supplied via the outdoor unit.

[3] Backup heater steps electronically setup on the indoor unit interface.

[4] 4 pole 20A curve 400V tripping class C (refer to wiring diagram)

Notes:

- i) * Only one optional remote sensor can be installed. Sensor connects to indoor unit.
- ii) ** Recommended to achieve minimum outdoor unit ground clearance of 150mm.
- iii) SD Card BRP069A78 is supplied as standard. This option will only be required in case of bad connectivity in location of the indoor unit

Accessories:

Accessory Ref	Description	Trade Price
BRC1HHDW	Madoka Heating - White	£92.00
BRC1HHDS	Madoka Heating - Silver	£92.00
BRC1HHDK	Madoka Heating - Black	£92.00
EKRELSG	Smart grid relay kit (high voltage)	£81.00
AFVALVE1	Anti-freeze valve for glycol free systems (two required per heat pump)	£100.00
EKPCAB4	PC cable – to upload field settings from PC to unit	£237.00
EKRSC1	Optional remote temperature sensor for outdoor unit*	£78.00
KRCS01-1	Optional remote temperature sensor for indoor unit*	£59.00
EKR1HBA	Optional PCB kit for remote alarm monitoring, run and fault indication and bivalent operation	£135.00
EKR1AHT	Optional PCB for upto 4 digital inputs for power limitation	£135.00
UK.FF600H150	Pair of flexi-feet for mounting outdoor unit, 150mm tall**	£71.00
UK.CBR2XXL-B	Wall bracket for outdoor unit (250 Kg, 780mm long arm, 2 arms, black)	£121.00
UK.CBR2XXL	Wall bracket for outdoor unit (250 Kg, 780mm long arm, 2 arms, ivory white)	£149.00
UK.DT4	Condensate drip tray (1420 x 500 x 50mm)	£105.00
K.DTFB	Floor bracket kit to mount drip tray to pair flexi-feet or wall bracket	£51.00

Accessory Ref	Description	Trade Price
K.HOSE750	Pair of flexible hoses (Length 750mm, 19mm tough PVC coated insulation, 1" FBSP x 28mm compression)	£87.00
K.HOSE750EL	Pair of flexible hoses with elbow (Length 750mm, 19mm tough PVC coated insulation, 1" FBSP x 28mm compression)	£125.00
EKUMBPART	Third party tank connection kit for dry pocket (contains 3 way valve, tank sensor and contactor)	£231.00
BRP069A71	Daikin ONECTA App (See note)	£35.00
K.ELECMETV	Electric meter for domestic RHI - Single-phase (Metering for performance compliant) MID Class A electric meter to measure the electricity consumption of the Daikin Altherma heat pump	£141.00
K.ELECMETW	Electric meter for domestic RHI - Three-phase (Metering for performance compliant) MID Class A electric meter to measure the electricity consumption of the Daikin Altherma heat pump	£254.00
EKCC8-W	Sequence Controller	£835.00
DCOM-LT/IO	Daikin Altherma I/O (Sequence Controller/Voltage/Resistance/Smart Grid) Gateway	£266.00
DCOM-LT/MB	Daikin Altherma Modbus Gateway	£260.00

High Temperature H-Split (R32) Heat Pump (Integrated)



Indoor Units (Floor Standing)			Single Phase	
			ETVH16SU18E6V7	ETVH16SU23E6V7
Trade Unit Price			£3,205.00	£3,269.00
Compatible outdoor unit			EPRA14/16/18DV37/W17	EPRA14/16/18DV37/W17
User interface (must be ordered separately)			BRC1HHD(W/S/K)	BRC1HHD(W/S/K)
G3 Kit (must be ordered separately)			EKUHWG3D	EKUHWG3D
Function			Heating only	Heating only
Casing			White	White
Colour				
Material			Resin + Sheet Metal	Resin + Sheet Metal
Dimensions				
Height x Width x Depth			mm	1,650 x 595 x 625
Weight				
Unit / Packed Unit			kg	109 / 126
Operating range				
Heating			Min-Max.	10°C - 63°C
DHW			Max.	63°C ^[1]
Sound power level				
Nom.			dBA	44
Sound pressure level				
Nom.			dBA	30
Tank				
Water Volume			Litres	180
Maximum water pressure			bar	10
Material				Stainless steel (EN 1.4521)
Load profile EN16147				L
Standing heat loss			W	56
Energy efficiency rating				C
Standing heat loss @ 45K dT			kWh/24h	1.8
Hydraulic characteristics				
Water connections Indoor / outdoor			inch	G 1" (female)
Water connections DHW / Recirc			inch	G 3/4" (female)
Water connections Space heating			inch	G 1" (female)
Minimum water volume			litres	20
Minimum flow rate			l/min	20
Backup heater power supply ^[2]				
Phase				1~ / 3~
Frequency			Hz	50
Voltage			V	230
Maximum capacity			kW	6 (2 step) ^[3]
Maximum running current			A	26
Recommended fuse rating			A	20 ^[4]

[1] Tank temperature up to 75°C possible with booster heater only operation (if available in the system).

[2] Power supply is for backup heater only. Indoor unit switch box and circulation pump are supplied via the outdoor unit.

[3] Backup heater steps electronically setup on the indoor unit interface.

[4] 4 pole 20A curve 400V tripping class C (refer to wiring diagram)



Daikin Buffer Vessels

Our Daikin buffer vessels can be used for installations with all Daikin Altherma air source heat pumps. These buffer vessels can be used as a volumiser to provide the minimum water volume required in the primary circuit for the correct operation of the system as well as the defrost cycle. Available in 10L and 20L options for both the large and small sized air source heat pumps, including our monobloc system when used with the backup heater.

Key features:

- › High quality duplex stainless steel material
- › Highly insulated with injection polyurethane insulation
- › BSI audited ISO9001 Certified Quality Management
- › Primary Pipe Work connections 28mm Compression
- › Can be located both horizontally and vertically



Buffer Vessel		UK.INBUFFER/10L	UK.INBUFFER/20L
Description		10L Inline Buffer Vessel	20L Inline Buffer Vessel
Trade Unit Price		£229	£250
Nominal Capacity	litres	10	20
Shipping Dimensions H x W x D	mm	700 x 300 x 300	700 x 300 x 300
Cylinder Dimensions H x W x D	mm	396 x 270 x 270	696 x 270 x 270
Weight Empty	kg	7	10
Weight Full	kg	17	30
Weight Packaged	kg	8	11
Vessel Material		Duplex Stainless Steel	
Connection Size/Type		28mm Compression	
Insulation Type		Polyurethane (PU) Insulation with CO2 Blowing Agent	
Insulation Thickness	mm	35	
Maximum working pressure	bar	6	
Maximum Flow Rate	litres/min	60	
Standing Heat Loss	W	18	22
ERP Rating		A	A
			

Hot Water Cylinders and Thermal Stores









Energy-efficient hot water storage

Our high performance cylinders and thermal stores are designed to meet the demand for the domestic hot water across a range of applications. With low heat losses and large coil areas, Daikin hot water cylinders are manufactured in consideration of all the requirements which come with our modern lifestyles.

With so many different designs and shapes to choose from, our customers can have a peace of mind by knowing that they can select a cylinder which will meet all the specifications for their project.

All our cylinders are WRAS approved, with most of them having ErP ratings of B. When choosing our cylinders, you can rest assured that these products provide high efficiency with minimum heat loss and therefore help to protect the environment.

All our indirectly heated unvented cylinders as well as thermal stores come with a promise to deliver a high quality and reliable performance.

Hot Water Cylinder EKHWSU-D	Hot Water Cylinder EKHWSU-BA	Pre-Plumbed Cylinder UK.PPC	Pre-Plumbed R32 Cylinder UK.PPC/R32	HT Split Hot Water Cylinder EKHTSU	Therma Store EKHWP-PB
Compatible with <ul style="list-style-type: none"> • EDLQ05-07C • E(D/B)LA11-16D • EHBH/X04-08E • EBBH/X11-16D • EABH/X-D • ETB(H/X)-E • EHY2KOMB28/35A(add EKTH3) 	Compatible with <ul style="list-style-type: none"> • EHBH/X-D • EDLQ05-07C • EDLQ011-016C 	Compatible with <ul style="list-style-type: none"> • EDLQ05-07C • EDLQ011-016C 	Compatible with <ul style="list-style-type: none"> • EB/DLA09-16 	Compatible with <ul style="list-style-type: none"> • EKHBRD-AD • HXHD (VRV) 	Compatible with <ul style="list-style-type: none"> • EDLQ05-07C • E(D/B)LA11-16D • EHBH/X04-08E • EBBH/X11-16D • EABH/X-D • ETB(H/X)-E • EKHBRD-AD
					

Note: According to G3 building regulations, all cylinders [except the thermal store] must be used with the G3 kit

R-32 BLUEEVOLUTION

NEW UK.PPC/R32

Pre-Plumbed R32 Cylinder



Features:

- › Plug & play installation, all key hydraulics included to ensure a fast and easy installation
- › The perfect partner to the Daikin Altherma Monobloc
- › Available with the wiring box for separate connections and local power supply for the immersion heater
- › With on board pump and 20L buffer vessel, these pre plumbed cylinders can also be used as a hydraulic separation between the primary and secondary circuits.
- › Optimise floor space, our slimline model has a small footprint, making it ideal for smaller properties
- › Maximum performance, built-in 20 litre buffer vessel, which can also be used as hydraulic separation and pre-fitted pump and magnetic filter to ensure the best performance from the Daikin Altherma Monobloc
- › Pre-fitted with 20 litre buffer vessel / hydraulic separator, G3 kit (expansion vessel supplied loose), wiring box, 3-way valve, on board pump, magnetic filter, automatic air vents, dual immersion heaters and thermostatic mixing valve

Domestic hot water cylinder			UK.PPC150/R32	UK.PPC180/R32	UK.PPC210/R32	UK.PPC250/R32	UK.PPC300/R32
Description			150l pre-plumbed cylinder	180l pre-plumbed cylinder	210l pre-plumbed cylinder	250l pre-plumbed cylinder	300l pre-plumbed cylinder
Trade Unit Price			£1,940.00	£2,035.00	£2,047.00	£2,073.00	£2,442.00
Suitable for			Daikin Altherma R32 Monobloc				
Energy efficiency class			B	B	C	C	C
Standing heat loss (ErP)	W		54	58	63	88	96
Storage volume	litres		148	179	209	248	301
Standing heat loss	kWh/24h		1.29	1.39	1.50	2.10	2.29
Max water temperature	°C		90	90	90	90	90
Pump	Quantity		1	1	1	1	1
	Nr of Speeds		PWM	PWM	PWM	PWM	PWM
	Nominal ESP	kPa	80	80	80	80	80
	Power Input	W	52	52	52	52	52
Primary immersion heater capacity	kW		3	3	3	3	3
Primary immersion heater power supply			1-phase / 230V / 50Hz	1-phase / 230V / 50Hz	1-phase / 230V / 50Hz	1-phase / 230V / 50Hz	1-phase / 230V / 50Hz
Primary immersion heater recommended fuses	A		16	16	16	16	16
Secondary immersion heater capacity	kW		3	3	3	3	3
Secondary immersion heater power supply			1-phase / 230V / 50Hz	1-phase / 230V / 50Hz	1-phase / 230V / 50Hz	1-phase / 230V / 50Hz	1-phase / 230V / 50Hz
Secondary immersion heater recommended fuses	A		16	16	16	16	16
Height	mm		1550	1676	1864	2164	2165
Diameter	mm		550	550	550	550	600
Empty weight	kg		48	58	61	73	88
Material inside cylinder			Stainless steel 2304				
Piping connections (diameter)	Water inlet H/E	mm	28	28	28	28	28
	Water outlet H/E	mm	28	28	28	28	28
	Cold water in	mm	22	22	22	22	22
	Hot water out	mm	22	22	22	22	22
	Space heating flow	mm	28	28	28	28	28
	Space heating return	mm	28	28	28	28	28

Domestic hot water cylinder			UK.PPC150SL/R32	UK.PPC180SL/R32
Description			150l slimline pre-plumbed cylinder	180l slimline pre-plumbed cylinder
Trade Unit Price			£2,015.00	£2,163.00
Suitable for			Daikin Altherma R32 Monobloc	
Energy efficiency class			B	B
Standing heat loss (ErP)	W		52	58
Storage volume	litres		152	178
Standing heat loss	kWh/24h		1.23	1.39
Max water temperature	°C		90	90
Pump	Quantity		1	1
	Nr of Speeds		PWM	PWM
	Nominal ESP	kPa	80	80
	Power Input	W	52	52
Primary immersion heater capacity	kW		3	3
Primary immersion heater power supply			1-phase / 230V / 50Hz	1-phase / 230V / 50Hz
Primary immersion heater recommended fuses	A		16	16
Secondary immersion heater capacity	kW		3	3
Secondary immersion heater power supply			1-phase / 230V / 50Hz	1-phase / 230V / 50Hz
Secondary immersion heater recommended fuses	A		16	16
Height	mm		1869	2085
Diameter	mm		475	475
Empty weight	kg		61	69
Material inside cylinder			Stainless steel 2304	
Piping connections (diameter)	Water inlet H/E	mm	28	28
	Water outlet H/E	mm	28	28
	Cold water in	mm	22	22
	Hot water out	mm	22	22
	Space heating flow	mm	28	28
	Space heating return	mm	28	28

R-410A

UK.PPC

Pre-Plumbed Cylinder



Domestic hot water cylinder			UK.PPC150	UK.PPC180	UK.PPC210	UK.PPC250	UK.PPC300
Description			150l pre-plumbed cylinder	180l pre-plumbed cylinder	210l pre-plumbed cylinder	250l pre-plumbed cylinder	300l pre-plumbed cylinder
Trade Unit Price			£2,086.00	£2,190.00	£2,208.00	£2,237.00	£2,650.00
Suitable for			Daikin Altherma R410a Monobloc				
Energy efficiency class			B	B	C	C	C
Standing heat loss (ErP)	W		54	58	63	88	96
Storage volume	litres		148	179	209	248	301
Standing heat loss	kWh/24h		1.29	1.39	1.50	2.10	2.29
Max water temperature	°C		90	90	90	90	90
Primary immersion heater capacity	kW		3	3	3	3	3
Primary immersion heater power supply			1-phase / 230V / 50Hz	1-phase / 230V / 50Hz	1-phase / 230V / 50Hz	1-phase / 230V / 50Hz	1-phase / 230V / 50Hz
Primary immersion heater recommended fuses	A		16	16	16	16	16
Secondary immersion heater capacity	kW		3	3	3	3	3
Secondary immersion heater power supply			1-phase / 230V / 50Hz	1-phase / 230V / 50Hz	1-phase / 230V / 50Hz	1-phase / 230V / 50Hz	1-phase / 230V / 50Hz
Secondary immersion heater recommended fuses	A		16	16	16	16	16
Height	mm		1550	1676	1864	2164	2165
Diameter	mm		550	550	550	550	600
Empty weight	kg		46	56	59	71	86
Material inside cylinder			Stainless steel 2304				
Piping connections (diameter)	Water inlet H/E	mm	28	28	28	28	28
	Water outlet H/E	mm	28	28	28	28	28
	Cold water in	mm	22	22	22	22	22
	Hot water out	mm	22	22	22	22	22

Domestic hot water cylinder			UK.PPC150SL	UK.PPC180SL
Description			150l slimline pre-plumbed cylinder	180l slimline pre-plumbed cylinder
Trade Unit Price			£2,172.00	£2,337.00
Suitable for			Daikin Altherma R410a Monobloc	
Energy efficiency class			B	B
Standing heat loss (ErP)	W		52	58
Storage volume	litres		152	178
Standing heat loss	kWh/24h		1.23	1.39
Max water temperature	°C		90	90
Primary immersion heater capacity	kW		3	3
Primary immersion heater power supply			1-phase / 230V / 50Hz	1-phase / 230V / 50Hz
Primary immersion heater recommended fuses	A		16	16
Secondary immersion heater capacity	kW		3	3
Secondary immersion heater power supply			1-phase / 230V / 50Hz	1-phase / 230V / 50Hz
Secondary immersion heater recommended fuses	A		16	16
Height	mm		1869	2085
Diameter	mm		475	475
Empty weight	kg		59	67
Material inside cylinder			Stainless steel 2304	
Piping connections (diameter)	Water inlet H/E	inch	28	28
	Water outlet H/E	inch	28	28
	Cold water in	inch	22	22
	Hot water out	inch	22	22

Features:

- › The perfect partner to the Daikin Altherma Monobloc
- › Plug & Play installation, all key hydraulics included to ensure a fast and easy installation
- › The slimline model has a small footprint, optimising floor space and making it ideal for smaller properties
- › Maximum performance, built-in 20 litre buffer vessel and pre-fitted magnetic filter to ensure the best performance of the Daikin Altherma Monobloc
- › Pre-fitted with 20 litre buffer vessel, G3 kit (expansion vessel supplied loose), Monobloc wiring centre, ESBE 3-way valve, Magnetic filter, Automatic air vents, Dual immersion heaters and thermostatic mixing valve

R-32 **R-410A**

EKHWSU-D

Hot Water Cylinder



Domestic hot water cylinder			SB.EKHWSU150/EKEXP	SB.EKHWSU180/EKEXP	SB.EKHWSU200/EKEXP	SB.EKHWSU250/EKEXP	SB.EKHWSU300/EKEXP
Description			150L unvented cylinder (Including EKEXPVES)	180L unvented cylinder (Including EKEXPVES)	200L unvented cylinder (Including EKEXPVES)	250L unvented cylinder (Including EKEXPVES)	300L unvented cylinder (Including EKEXPVES)
Trade Unit Price			£1,299.00	£1,308.00	£1,319.00	£1,385.00	£1,449.00
Suitable for			R32 Split and Monobloc systems				
Energy efficiency class			B	B	B	B	B
Standing heat loss (ErP)	W		45	50	55	60	68
Storage volume	litres		145	174	192	242	292
Standing heat loss	kWh/24h		1.1	1.2	1.3	1.4	1.6
Max water temperature	°C		75	75	75	75	75
Booster heater capacity	kW		3	3	3	3	3
Power supply			1-phase / 230V / 50Hz	1-phase / 230V / 50Hz	1-phase / 230V / 50Hz	1-phase / 230V / 50Hz	1-phase / 230V / 50Hz
Recommended fuses	A		20	20	20	20	20
Height	mm		1015	1175	1283	1553	1763
Diameter	mm		595	595	595	595	595
Empty weight	kg		45	50	53	58	63
Material inside cylinder			Stainless steel (EN 1.4521)	Stainless steel (EN 1.4521)	Stainless steel (EN 1.4521)	Stainless steel (EN 1.4521)	Stainless steel (EN 1.4521)
Piping connections (diameter)	Water inlet H/E	inch	3/4 " (female)	3/4 " (female)	3/4 " (female)	3/4 " (female)	3/4 " (female)
	Water outlet H/E	inch	3/4 " (female)	3/4 " (female)	3/4 " (female)	3/4 " (female)	3/4 " (female)
	Cold water in	inch	3/4 " (female)	3/4 " (female)	3/4 " (female)	3/4 " (female)	3/4 " (female)
	Hot water out	inch	3/4 " (female)	3/4 " (female)	3/4 " (female)	3/4 " (female)	3/4 " (female)

Features:

- › This stainless steel unvented cylinder is the ideal partner for Daikin Altherma R32 Split and Low temperature monobloc systems
- › Fitted with a 3kW immersion heater as standard
- › Quick and easy installation with semi pre-plumbed G3 safety kit included
- › Supplied with 3-way valve

R-410A

EKHWSU-BA

Hot Water Cylinder



Domestic hot water cylinder			SB.EKHWSU150/G3	SB.EKHWSU200/G3	SB.EKHWSU300/G3
Description			150L unvented cylinder (Including EKUHWWB)	200L unvented cylinder (Including EKUHWWB)	300L unvented cylinder (Including EKUHWWB)
Trade Unit Price			£1,386.00	£1,409.00	£1,548.00
Suitable for			R410a Low temperature Split and Monobloc systems		
Energy efficiency class			C	C	C
Standing heat loss (ErP)	W		65	74	91
Storage volume	litres		150	200	285
Standing heat loss	kWh/24h		1.55	1.77	2.19
Max water temperature	°C		85	85	85
Booster heater capacity	kW		3	3	3
Power supply			1-phase / 230V / 50Hz	1-phase / 230V / 50Hz	1-phase / 230V / 50Hz
Recommended fuses	A		16	16	16
Height	mm		1015	1265	1715
Diameter	mm		580	580	580
Empty weight	kg		38	46	60
Material inside cylinder			Stainless steel	Stainless steel	Stainless steel
Piping connections (diameter)	Water inlet H/E	inch	3/4 (female)	3/4 (female)	3/4 (female)
	Water outlet H/E	inch	3/4 (female)	3/4 (female)	3/4 (female)
	Cold water in	inch	3/4 (female)	3/4 (female)	3/4 (female)
	Hot water out	inch	3/4 (female)	3/4 (female)	3/4 (female)

Features:

- › This stainless steel unvented cylinder is the ideal partner for Daikin Altherma R410A Low Temperature Split and Monobloc heat pumps
- › Fitted with 3kW immersion heater as standard
- › Supplied with 3-way valve and G3 safety kit (EKUHWWB)
- › For vented hot water cylinders, please contact your local sales office

R-32 **R-410A**

EKHWP-PB

Thermal Store



Thermal Store			EKHWP300PB		EKHWP500PB	
Description			Thermal Store 300 litre (compatible with pressurised solar)		Thermal Store 500 litre (compatible with pressurised solar)	
Trade Unit Price			£1,397.00		£1,736.00	
Dimensions	Height x Width x Depth	mm	1650 x 595 x 615		1660 x 790 x 790	
Weight		kg	58		89	
Energy efficiency class			B		B	
Standing heat loss (ErP)			64		72	
Water volume		litres	294		477	
Max. water temperature		°C	85		85	
Insulation ^[1]		kWh/24h	1.5		1.7	
Heat Exchanger (Heat Source)	Material		Stainless Steel (DIN1.4404)		Stainless Steel (DIN1.4404)	
	Surface Area	m ²	2.7		3.8	
	Internal coil volume	litres	13.2		19	
Heat Exchanger (Domestic hot water)	Material		Stainless Steel (DIN1.4404)		Stainless Steel (DIN1.4404)	
	Surface Area	m ²	5.6		5.8	
	Internal coil volume	litres	27.1		29.0	
Heat Exchanger (Pressurised Solar)	Material		Stainless Steel (DIN1.4404)		Stainless Steel (DIN1.4404)	
	Surface Area	m ²	0.8		1.7	
	Internal coil volume	litres	4.2		12.5	
Thermal Performance	Hot water volume without reheating at draw-off rate 12l/m	litres	153 ^[2]		282 ^[2]	
			252 ^[3]		240 ^[3]	
			321 ^[4]		444 ^[4]	
	Hot water volume without reheating at draw-off rate 8l/m	litres	284 ^[2]		324 ^[2]	
			283 ^[3]		288 ^[3]	
			352 ^[4]		492 ^[4]	
Piping connections (diameter)	Heat source in/out	inch	G 1" (female) / 1" (male)		G 1" (female) / 1" (male)	
	Potable water in/out	inch	G 1" (female) / 1" (male)		G 1" (female) / 1" (male)	
	Pressurised solar in/out	inch	G 3/4" (female) / 1" (male)		G 3/4" (female) / 1" (male)	

[1] Heat loss according to EN12897 and EN 15332

[2] Inlet temperature = 10°C / Tapping temperature = 40°C / Storage temperature = 50°C

[3] Inlet temperature = 10°C / Tapping temperature = 40°C / Storage temperature = 60°C

[4] Inlet temperature = 10°C / Tapping temperature = 40°C / Storage temperature = 65°C

Accessories:

Accessory Ref	Description	Trade Price
165215	Fill and drain connection - Recommended to be ordered with every thermal store	£29.00
165070	Gravity break set - Avoids thermal heat loss from thermal store due to thermo-siphon effect.	£8.32
164102-RTX	Solar flow setter - Flow regulating valve with flow indicator (2-16 l/min), for balancing solar flow in cascade installations	£67.00
165113	Secondary circulation kit - connection for secondary hot water connections	£101.00
EKBH3S	3kW immersion heater for thermal store	£249.00
EKEPHYHT35H	300L thermal store connection kit (R32 Hybrid)	£166.00
EKEPRHLT3HX	300L Thermal store connection kit - Heating only & Reversible (R32 H HT, H-Split, R-Split and Monobloc)	£140.00
EKEPRHLT5H	500L Thermal store connection kit - Heating only (R32 H HT, H-Split, R-Split and Monobloc)	£183.00
EKEPRHLT5X	500L Thermal store connection kit - Reversible (R32 H HT, H-Split, R-Split and Monobloc)	£256.00
EKEPHT3H	300L Thermal Store connection kit (R410 Hybrid/HT R-Split)	£229.00
EKEPHT5H	500L Thermal Store connection kit (R410 HT R-Split)	£333.00

Features:

- › This hot water thermal storage tank provides instantaneous hot water and serves as a heat storage medium

R-410A **R-134a**

ERSQ

High Temperature R-Split Heat Pump (outdoor)



Outdoor Unit			Single Phase			3 Phase		
			ERSQ011AV1	ERSQ014AV1	ERSQ016AV1	ERSQ011AY1	ERSQ014AY1	ERSQ016AY1
Description			11kW	14kW	16kW	11kW	14kW	16kW
Trade Unit Price			£3,214.00	£3,627.00	£3,918.00	£3,509.00	£3,682.00	£4,349.00
Dimensions	Height x Width x Depth	mm	1345 x 900 x 320			1345 x 900 x 320		
Weight		kg	120			120		
Nominal capacity	Heating (a/b)	kW	11 / 11	14 / 14	16 / 16	11 / 11	14 / 14	16 / 16
Nominal input	Heating (a/b)	kW	3.03 / 3.57	4.07 / 4.66	4.83 / 5.57	3.03 / 3.57	4.07 / 4.66	4.83 / 5.57
COP	Heating (a/b)		3.63 / 3.08	3.44 / 3.00	3.31 / 2.88	3.63 / 3.08	3.44 / 3.00	3.31 / 2.88
Seasonal space heating efficiency*	Space heating (Average climate) 35°C	Class	B	B	B	B	B	B
		Efficiency	105	110	112	105	110	112
	Space heating (Average climate) 55°C	SCOP	2.70	2.68	2.88	2.70	2.68	2.88
		Class	A+	A+	A+	A+	A+	A+
		Efficiency	103	104	102	103	104	102
		SCOP	2.65	2.66	2.61	2.65	2.66	2.61
Operation range	Heating	°C	-20 ~ + 24	-20 ~ + 24	-20 ~ + 24	-20 ~ + 24	-20 ~ + 24	-20 ~ + 24
	Hot water	°C	-20 ~ + 35	-20 ~ + 35	-20 ~ + 35	-20 ~ + 35	-20 ~ + 35	-20 ~ + 35
Sound pressure / power level	Heating	dBA	52 / 68	53 / 69	55 / 71	52 / 68	53 / 69	55 / 71
Refrigerant charge	R-410A	kg	4.5	4.5	4.5	4.5	4.5	4.5
Piping connections	Liquid	inch	3/8	3/8	3/8	3/8	3/8	3/8
	Gas	inch	5/8	5/8	5/8	5/8	5/8	5/8
Max piping length OU to IU		m	50	50	50	50	50	50
Power supply			1-phase / 230V / 50Hz	1-phase / 230V / 50Hz	1-phase / 230V / 50Hz	3-phase / 400V / 50Hz	3-phase / 400V / 50Hz	3-phase / 400V / 50Hz
Recommended fuses		A	25	25	25	16	16	16

* When combined with matching indoor unit

Nominal capacity and nominal input tested at the following conditions: a. A7 W45 according to EN14511 b. A7 W65 according to Eurovent rating standard 6/C/003-2006

Features:

- › The outdoor unit extracts heat from the ambient air and transfers it to the indoor unit via refrigerant piping
- › Heating only versions
- › Order with matching indoor unit

R-410A R-134a

EKHDRD

High Temperature Split Hydrobox (floor standing)



Features:

- › The indoor unit receives the heat from the outdoor unit and further increases the temperature up to 80°C, which is ideal for use with existing radiators
- › It is designed to only be used with the integrated hot water cylinder EKHTSU
- › For RHI, check maximum design flow temperature carefully

EKHTSU

Hot Water Cylinder for High Temperature Split



Features:

- › This integrated cylinder is designed for use with Daikin Altherma HT only
- › The cylinder features fast heat-up and recovery times, and low heat losses
- › The indoor unit and hot water cylinder are designed to be stacked to save space, or can alternatively be installed next to each other if limited height is available for installation (please order EKFMAHTB)
- › Supplied with 3-way valve and G3 safety kit (EKUHWHTB)

Indoor Unit (floor standing)	Single Phase			3 Phase		
	EKHDRD011ADV17	EKHDRD014ADV17	EKHDRD016ADV17	EKHDRD011ADY17	EKHDRD014ADY17	EKHDRD016ADY17
Description	11kW	14kW	16kW	11kW	14kW	16kW
Trade Unit Price	£3,883.00	£3,952.00	£4,071.00	£3,959.00	£4,029.00	£4,151.00
To use with	ERSQ011AV1	ERSQ014AV1	ERSQ016AV1	ERSQ011AY1	ERSQ014AY1	ERSQ016AY1
Dimensions	Height x Width x Depth mm 705 x 600 x 695			705 x 600 x 695		
Weight	kg 144.25			147.25		
Leaving water temperature range	°C 25~80 without electrical heater			25~80 without electrical heater		
Refrigerant charge (factory)	R134a kg 3.2			3.2		
Power supply	1-phase / 230V / 50Hz			3-phase / 400V / 50Hz		
Recommended fuses	A 25			16		
Pump	No. of speeds Inverter controlled			Inverter controlled		
Expansion vessel volume	litres 12			12		
Water connections (diameter)	inch 1" (female)			1" (female)		

Accessories:

Accessory Ref	Description	Trade Price
EKBPHTH16A	Bottom plate heater for outdoor unit sizes 011-016	£172.00
EKBUHA6V3	In line back up electric heater 6kW, 1-phase, 230V (also requires EKRP1AHT) – for space heating only	£601.00
EKBUHA6W1	In line back up electric heater 6kW, 3-phase, 400V (also requires EKRP1AHT) – for space heating only	£601.00
EKRP1AHT	Optional PCB for demand control (required for EKRTW, EKRTA, EKRTETS, EKBUH*)	£135.00
EKRUAHTB	Remote user interface	£207.00
EKRP1HBA	Optional PCB kit for remote alarm monitoring, run and fault indication and solar interlock for heat pump	£135.00
RTD-W	MODBUS interface for HT hydrobox	£269.00
K.CWB140-2	Wall bracket for outdoor unit (140kg, 540mm long, 2 arms)	£58.00
K.CWBLS5	Wall bracket for outdoor unit (140kg, 540mm long, 2 arms) - Stainless Steel	£176.00
K.DT2	Condensate drip tray (1100 X 400 x 25mm)	£75.00

Notes: i) Needs to be ordered with EKRP1AHT

Accessory Ref	Description	Trade Price
K.DTFB	Floor bracket kit to mount drip tray to pair flexi-feet or wall bracket	£51.00
K.CGL	Outdoor unit guard for double fan unit	£463.00
UK.FF600H150	Two flexi-feet, height 150mm, to mount the outdoor unit	£71.00
K.FERNOXTF1	Fernox magnetic filter 1"	£120.00
K.FERNOXTF1FL	Fernox magnetic filter 1" and F1 inhibitor fluid (500ml)	£141.00
K.ELECMETV	Electric meter for domestic RHI - Single-phase (Metering for performance compliant) MID Class A electric meter to measure the electricity consumption of the Daikin Altherma heat pump	£141.00
K.ELECMETW	Electric meter for domestic RHI - Three-phase (Metering for performance compliant) MID Class A electric meter to measure the electricity consumption of the Daikin Altherma heat pump	£254.00

Domestic hot water cylinder	UK.EKHTSU200AC		UK.EKHTSU260AC	
	200L unvented cylinder		260L unvented cylinder	
Description	£1,452.00		£1,644.00	
Trade Unit Price	Unvented systems (including EKUHWHTB)			
Suitable for	B		B	
Energy efficiency class	B		B	
Standing heat loss (ErP)	50		63	
Storage volume	litres 200		260	
Max water temperature	°C 75		75	
Standing heat loss	kWh/24h 1.2		1.5	
Dimensions (cylinder only)	Height x Width x Depth	mm 1335 x 600 x 695	1610 x 600 x 695	
Dimensions (cylinder integrated on hydrobox)	Height x Width x Depth	mm 2010 x 600 x 695	2285 x 600 x 695	
Empty weight	kg 70		78	
Material inside cylinder	Stainless steel		Stainless steel	
Power supply	1-phase / 230V / 50Hz		1-phase / 230V / 50Hz	
Piping connections (diameter)	Water inlet H/E	mm 25 (female quick coupling, supplied, integrated solution)	1-phase / 230V / 50Hz	
	Water outlet H/E	mm 25 (female quick coupling, supplied, integrated solution)		
	Cold water in	inch 3/4" (female)	3/4" (female)	
	Hot water out	inch 3/4" (female)	3/4" (female)	









Accessories:

Accessory Ref	Description	Trade Price
EKFMAHTB	Kit for standalone installation with floor standing hydrobox	£364.00

Heat Pump UK Accessories Overview

Wall Brackets

Our condensing wall brackets provide a professional finish to the installation of our wall mounted outdoor condensing air source heat pumps. All our brackets are supplied with the crossbar and spirit level allowing the uprights to be spaced exactly as required, and to help level the unit on uneven walls. All components receive a powder coating, with a scratch-resistant, textured finish in ivory white or black. Available with two or three support arms, they can be used with a wide range of Daikin Altherma outdoor units.

Wall brackets	Description	No of Support Arms	Support Arm's Length	Safe Working Load (kg)	
K.CWB140-2	Wall bracket for outdoor unit – Ivory	2	540	140	
K.CWBLS5	Wall bracket for outdoor unit – Stainless Steel	2	540	140	
K.CWBXL	Wall bracket for outdoor unit – Ivory	2	660	250	
K.CWBXLS5	Wall bracket for outdoor unit – Stainless Steel	2	660	250	
UK.CWBXL3A	Wall bracket for outdoor unit – Ivory	3	660	250	
UK.CWBXXL3A-B	Wall bracket for outdoor unit – Black	3	780	250	
UK.CBR2XXL-B	Wall bracket for outdoor unit – Black	2	780	250	
UK.CWBXL3A-B	Wall bracket for outdoor unit – Black	3	660	250	

Condensate Drip Trays

These metal drip trays have a convex profile and a recessed surface flush, drain hose adaptor, minimising the amount of standing water left in the tray. Supplied with fixing arms for mounting different bracket sizes. For improved corrosion resistance, the drip trays are treated with zinc plated, ED coating, and powder coated to RAL7032.



Example Drip Tray: UK.DT2
Wall bracket supplied separately

Condensate Trays	Description	Dimensions (mm)
K.DT1	Condensate drip tray size 1	800 x 400 x 50
K.DT2	Condensate drip tray size 2	1100 x 400 x 50
UK.DT3	Condensate drip tray size 3	1300 x 550 x 50
UK.DT5	Condensate drip tray size 5	1400 x 400 x 50
UK.DT4	Condensate drip tray size 4	1420 x 500 x 50

Flexi-Feet

Flexi-feet support for air source heat pumps, air conditioning outdoor units and a variety of outdoor equipment. Made from heavy-duty recycled rubber. The 21 x 41 mm galvanised steel strut is supplied bonded with rubber. Drain slots are moulded to the underside of the foot.

Flexi-feet	Description	Height (mm)	No of Feet	
K.FF600S	Two flexi-feet (Standard) to mount the outdoor unit	100	2	
K.FF600ASN	Two flexi-feet, 100mm height, to mount the outdoor unit	100	2	
UK.FF600S1503	Three flexi-feet, height 150mm, to mount the outdoor unit	150	3	
UK.FF600H150	Two flexi-feet, height 150mm, to mount the outdoor unit	150	2	
UK.FF600S3A	Three flexi-feet (Standard), height 100mm, to mount outdoor unit	100	3	

Floor Brackets

When units are mounted at floor level, condensate discharge needs to be directed towards a drain or soakaway to avoid condensate causing a slip hazard. This floor bracket kit allows the metal tray to be mounted onto a flexi foot kit or flexi lite slab and foot kit. The air source heat pump can then be mounted onto the top of the bracket.

Floor Brackets	Description	No of Brackets
K.DTFB	Floor bracket kit to mount drip tray to flexi-feet	4
UK.DTFB3	Floor bracket kit to mount drip tray for 3 flexi-feet or wall bracket	6



Flexi-Hoses


These flexible hoses are designed to meet the requirements of the MCS MIS 3005 installation specifications to allow the flow and return pipework to connect to a heat pump. The flexible hoses help avoid transmission of vibration in the pipework and allow for a smooth bend when connecting the flow and return pipe to the heat pump. The 28mm hose is sleeved within a stainless steel braid for added protection, available in female or male BSP (British Standard Pipe) thread at one end and 28mm compression fitting at the other. All flexible hoses come complete with external grade PVC coated 19mm thick insulation.

Flexi-hoses	Description	Length (mm)	No of Hoses
K.HOSE500	Pair of flexible hoses (Length 500mm, 19mm tough PVC coat insulation, 1" FBSP, 28mm compression)	500	2
K.HOSE750	Pair of flexible hoses (Length 750mm, 19mm tough PVC coat insulation, 1" FBSP, 28mm compression)	750	2
K.HOSE750EL	Pair of flexible hoses with elbow (Length 750mm, 19mm tough PVC coat insulation, 1" FBSP, 28mm compression)	750	2



Protective Guards

These Pump House manufactured weather-resistant, steel mesh guards offer a safe solution to vandalism and accidental damage to your expensive air source heat pump. Ideal for most Daikin Altherma air source heat pumps. The CG750 condensing guard range has a split wall frame that allows for easy placement of the guard following installation of the condensing unit. You can work around pipework and electrical connections hassle-free. Note: 750 refers to the depth of the guard.



K.CGM



K.CG750S

Protective Guards	Description
K.CGL	Outdoor unit guard for twin fan outdoor units
K.CGFP	Front/Back panel for use with K.CGL
K.CGM	Outdoor unit guard for single fan outdoor units
K.CGFP	Front/Back panel for use with K.CGM
K.CGBP	Top/Bottom panel for use with K.CGM/L
K.CG750S	Outdoor unit guard for EDLQ 05-07
K.CG750FPS	Front/Back panel for use with K.CG750S
K.CG750BP	Top/Bottom panel for use with K.CG750S
K.CG750S	Partial guard to protect side coil

Through-Wall Insulation Sleeves

These through-wall insulation sleeves are ideal for running pipework from an externally mounted air source heat pump into a property. The hot pipework can be affected by cold bridging and heat loss if not insulated correctly. MIS 3005 requires external pipework and pipework running through external walls to be adequately insulated. The through-wall insulation kit provides both thermal insulation within the wall and comes complete with an elbow section to cover the external copper pipe connection.

Through-Wall Insulation	Description
K.SLEEVE	Through-Wall insulation suitable for 22 and 28mm pipe (19mm tough PVC coat insulation)



Heat Pump Accessories

Accessory Ref	Description	Trade Price
Wall brackets		
K.CWB140-2	Wall bracket for outdoor unit (140kg, 540mm long, 2 arms)	£58.00
K.CWBLSS	Wall bracket for outdoor unit (140kg, 540mm long, 2 arms) - Stainless Steel	£176.00
K.CWBXL	Wall brackets for outdoor units (250kg, 660mm long, 2 arms)	£88.00
K.CWBXLSS	Wall brackets for outdoor units (250kg, 660mm long, 2 arms) - Stainless Steel	£355.00
UK.CWBXL3A	Wall bracket for outdoor unit (250kg, 660mm long, 3 arms, ivory)	£137.00
UK.CWBXXL3A-B	Wall bracket for outdoor unit (250kg, 780mm long, 3 arms, black)	£172.00
UK.CBR2XXL-B	Wall bracket for outdoor unit (250 kg, 780mm long arm, 2 arms, black)	£121.00
UK.CBR2XXL	Wall bracket for outdoor unit (250 kg, 780mm long arm, 2 arms, ivory white)	£149.00
UK.CWBXL3A-B	Wall bracket for outdoor unit (250kg, 660mm long, 3 arms, black)	£148.00
Condensate trays		
K.DT1	Condensate drip tray (800 x 400 x 50mm)	£68.00
K.DT2	Condensate drip tray (1100 x 400 x 50mm)	£75.00
UK.DT3	Condensate drip tray (1300 x 550 x 50mm)	£104.00
UK.DT5	Condensate drip tray (1400 x 400 x 50mm)	£86.00
UK.DT4	Condensate drip tray (1420 x 500 x 50mm)	£105.00
Flexi-feet		
K.FF600S	Two of flexi-feet (Standard) to mount the outdoor unit	£58.00
K.FF600ASN	Two of flexi-feet, 100mm height, for mounting outdoor unit	£60.00
UK.FF600S1503	Three flexi-feet, height 150mm, to mount the outdoor unit	£110.00
K.DTFB	Floor bracket kit to mount drip tray to flexi-feet	£51.00
UK.DTFB3	Floor bracket kit to mount drip tray for 3 flexi-feet or wall bracket	£80.00
UK.FF600H150	Two flexi-feet, height 150mm, to mount the outdoor unit	£71.00
UK.FF600S3A	Three flexi-feet (Standard), height 100mm, to mount outdoor unit	£69.00

Accessory Ref	Description	Trade Price
Flexi-hoses		
K.HOSE500	Pair of flexible hoses (Length 500mm, 19mm tough PVC coat insulation, 1" FBSP, 28mm compression)	£70.00
K.HOSE750	Pair of flexible hoses (Length 750mm, 19mm tough PVC coat insulation, 1" FBSP, 28mm compression)	£87.00
K.HOSE750EL	Pair of flexible hoses with elbow (Length 750mm, 19mm tough PVC coat insulation, 1" FBSP, 28mm compression)	£125.00
Protective guards		
K.CGL	Outdoor unit guard for twin fan outdoor units	£463.00
K.CGFPPL	Front/Back panel for use with K.CGL	£150.00
K.CGM	Outdoor unit guard for single fan outdoor units	£388.00
K.CGFPML	Front/Back panel for use with K.CGM	£117.00
K.CGBPML	Top/Bottom panel for use with K.CGM/L	£79.00
K.CG750S	Outdoor unit guard for EDLQ 05-07	£359.00
K.CG750FPS	Front/Back panel for use with K.CG750S	£133.00
K.CG750BPML	Top/Bottom panel for use with K.CG750S	£92.00
K.CGSIDE	Partial guard to protect side coil	£187.00
Other		
K.SLEEVE	Through wall insulation suitable for 22 & 28mm pipe (19mm tough PVC coat insulation)	£40.00
EKUMBPART	Third party tank connection kit for dry pocket - 3 way valve, pocket sensor and contact wiring harness	£231.00

Compatibility Table

	Monobloc (Single Fan) EDLQ-CV3	Large NEW Monobloc EDLA-D3V/W3	H-Split (Twin Fan) EPGA-DV	R32 R-Split (Single Fan) ERGA-EVA	R32 R-Split (Single Fan) ERLA-DV3/W1	R32 H HT Split (Single Fan) EPRA-DV3	R410 HT R-Split (Twin Fan) ERSQ 011-016	R410 Hybrid I (single fan) EVLQ-CV3	R32 Hybrid II (single fan) EJHA04AV3
Wall brackets									
K.CWB140-2					✓		✓		
K.CWBLSS					✓		✓		
K.CWBXL	✓			✓				✓	✓
K.CWBXLSS	✓			✓				✓	✓
UK.CWBXL3A			✓						
UK.CWBXXL3A-B		✓							
UK.CBR2XXL-B					✓	✓			
UK.CBR2XXL					✓	✓			
UK.CWBXL3A-B			✓						
Condensate trays									
K.DT1				✓				✓	✓
K.DT2	✓				✓		✓		
UK.DT3			✓						
UK.DT5			✓						
UK.DT4		✓				✓			
Flexi-feet									
K.FF600S	✓			✓	✓	✓			
K.FF600ASN	✓			✓	✓	✓			
UK.FF600S1503		✓	✓						
K.DTFB	✓		✓	✓	✓	✓	✓	✓	✓
UK.DTFB3		✓	✓						
UK.FF600H150				✓	✓	✓	✓	✓	✓
UK.FF600S3A			✓						
Flexi-hoses									
K.HOSE500	✓		✓			✓			✓
K.HOSE750	✓		✓			✓			✓
K.HOSE750EL	✓		✓			✓			✓
Protective guards									
K.CGL							✓		
K.CGFPL							✓		
K.CGM				✓					
K.CGFPM				✓					
K.CGBPML				✓	✓				
K.CG750S	✓								
K.CG750FPS	✓								
K.CG750BPML	✓								
K.CGSIDE	✓								
Third party cylinder connection kits									
EKUMBPART	✓	✓	✓	✓	✓	✓			✓
EKTH3									✓



Altherma 3 WS

Ambient loop heat pump solution

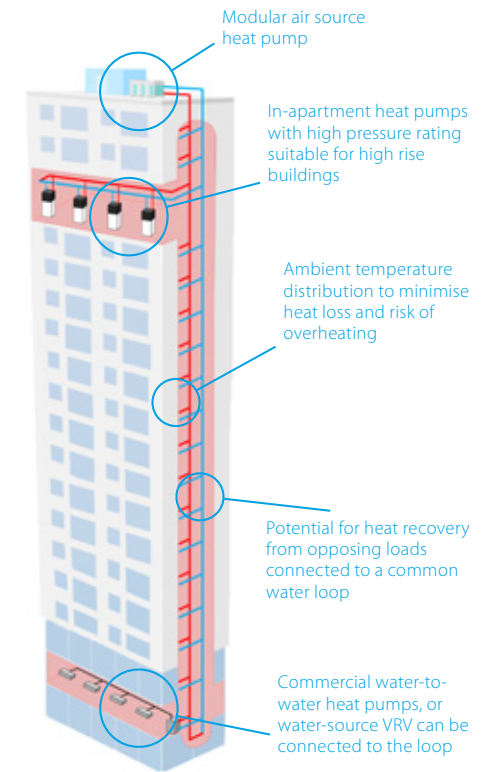
Daikin provides apartment buildings with sustainable and high energy performance heating equipment. Our combined Applied and Residential Heating products offer an integrated system that easily overcomes the practical concerns of both existing and new build apartment developments of all scales.

The Residential EWSA water-to-water heat pump is located within each apartment to efficiently and quietly heat, cool and provide domestic hot water. The EWSA units are connected to a water loop running around the building maintained at ambient temperature.

The system uses the Applied EWYT-B as a central air-source heat pump to maintain the temperature of the ambient loop. This means the Daikin Altherma WS can ensure heating/cooling comfort, sanitary hot water and individual temperature control to the individual dwellings.

This system can also be completed with a wide and flexible range of Daikin emitters, underfloor heating, heat pump convectors or radiators (non Daikin), which allows free choice of the most appropriate solution for the project.

As the system distributes energy around the building at near ambient temperatures, heat losses commonly associated with communal heating systems are all but eradicated. Not only does this save energy but also greatly reduces the risk of overheating.



Learn more here:



Key system advantages:

- > Utilises renewable (or recovered) energy
- > Low carbon heat pump solution delivers significant CO₂ reductions over traditional systems
- > Low carbon solution helps reduce carbon off set payments
- > Energy centre not required, saving valuable space
- > Heating, hot water and cooling via a 2 pipe network offers capital savings over a traditional 4 pipe solution
- > Intuitive user controls and internet connectivity as standard
- > In-apartment heat pump has integrated back up heater, so heating and hot water is maintained in any eventuality

EWSAH/X-D9W

Altherma 3 WS



Accessories:

Accessory Ref	Description	Trade Price
BRC1HHDW	Madoka Heating - White	£92.00
BRC1HHDS	Madoka Heating - Silver	£92.00
BRC1HHDK	Madoka Heating - Black	£92.00
EKPCAB4	PC cable – to upload field settings from PC to unit	£237.00
KRCS01-1	Optional remote temperature sensor for indoor unit(1)	£59.00
EKRP1HBA	Optional PCB kit for remote alarm monitoring, run and fault indication and bivalent operation	£135.00
EKRP1AHT	Optional PCB for power limitation	£135.00
DCOM-LT/MB	Daikin Altherma Modbus Gateway	£260.00
DCOM-LT/IO	Daikin Altherma I/O Gateway	£266.00
K.FERNOXTF1	Fernox magnetic filter 1"	£120.00
K.FERNOXTF1FL	Fernox magnetic filter 1" and F1 inhibitor fluid (500ml)	£141.00
EKGSHYDMOD	Hydro module replacement	£2,550.00
EKUHWG3DS	G3 Kit (8l)	£135.00
UK.INBUFFER/10L	10L Inline Buffer Vessel	£229.00
UK.INBUFFER/20L	20L Inline Buffer Vessel	£250.00

Indoor Unit (floor standing)			EWSAH06UD9W	EWSAX06UD9W
			Performance at 25°C inlet temperature	
35°C flow Heating	Min	kW	2	2
	Nom	kW	5.8	5.8
	Max	kW	10.6	10.6
Power input	Nom	kW	0.6	0.6
COP			9.6	9.6
55°C flow Heating	Min	kW	1.3	1.3
	Nom	kW	6.4	6.4
	Max	kW	9.48	9.48
Power input	Nom	kW	1.4	1.4
COP			4.7	4.7
7°C flow Cooling	Capacity	kW	-	9.1
Function			Heating and hot water	Heating, cooling and hot water
Casing	Colour		White	White
	Material		Pre-coated sheet metal	Pre-coated sheet metal
Dimensions	Height x Width x Depth	mm	1,891 x 597 x 666	1,891 x 597 x 666
Weight		kg	222	222
Hot water tank	Material		Stainless steel (EN 1.4521)	Stainless steel (EN 1.4521)
	Water volume	litres	180	180
	Standing losses	kWh/24h	1.4	1.4
	Immersion heater	kW	DHW back up & boost by inline electric back up heater	
Hydraulic characteristics	Energy source/Water loop	mm	28	28
	Water connections DHW	mm	22	22
	Water connections	mm	22	22
	Space heating			
Inlet temperature range		°C	-10 ~ +30	-10 ~ +30
Leaving water temperature range	Heating	°C	+15 ~ +60	+15 ~ +60
	Cooling	°C	+5 ~ +20	+5 ~ +20
	Hot water	°C	+25 ~ +60	+25 ~ +60
Minimum water volume		litres	20	20
Minimum flow rate	Heating	l/min	0	0
	Cooling	l/min	10	10
Sound pressure / power level	Heating	dBA	27.0 / 39.0	27.0 / 39.0
Refrigerant charge	R32	kg	1.7	1.7
Power supply			1-phase / 230V / 50Hz	1-phase / 230V / 50Hz
Recommended fuses	Heat pump**	A	32	32
Pressure Rating		Bar	16	16
Source water flow rate		l/min	9.6	9.6
Trade Unit Price			£6,003.00	£6,499.00

Sound pressure level measured at 1m from the unit

* ErP Seasonal space heating efficiency data, space cooling and domestic hot water heating please see data book

** Can be reduced to 16 Amp if back up heater can be reduced to 3 kw by commissioning setting

Commission Packs:

Commission Pack Ref	Description	Net price
UK.FSHEAT/WSCOMMS(3)	Commissioning assistance <10 EWSA-D units	£254.00
UK.FSHEAT/WSCOMMS1(3)	Commissioning assistance 11 to 50 EWSA-D units	£180.00
UK.FSHEAT/WSCOMMS2(3)	Commissioning assistance >50 EWSA-D units	£159.00

Notes:

- i) Every EWSA-D must be purchased alongside a G3 Kit
- ii) Only one optional remote sensor can be installed
- iii) Commissioning assistance must be purchased alongside each EWSA-D

R-32

EWYT~B- A New Generation of Heat Pump Multi-Scroll Chillers for Altherma 3 WS ambient loop

Future proof air cooled heat pump scroll chiller series with refrigerant R32

The best performance and the lowest combined levels of direct and indirect CO₂ emissions

- › Wide Capacity range: Heating 82-650, Cooling 75-610 (Nominal conditions)
- › Top class efficiency, SEER up to 4,92 and SCOP up to 4,06
- › Available in Silver and Gold efficiency versions
- › Dedicated R32 optimised scroll compressors and heat exchangers for hot water production up to 60°C (Nominal conditions)
- › The Global Warming Potential (GWP) of R-32 refrigerant is 675, which is only one third compared to commonly used R-410A refrigerant
- › As a single component refrigerant, R-32 is also easier to recycle and reuse – another environmental plus in its favour
- › Optimised Copper-Aluminium Coils improving performances and de-frosting operation
- › Standard, Low and Reduced sound configurations
- › One or two independent refrigerant circuits
- › Extensive option list including on-board pump kits with or without buffer tank, inverter pump with possibility for variable primary flow control, on-board sequencing
- › Full compatibility with Daikin on-site cloud-based monitoring

Two Copper/Aluminium condenser coil layouts available



Parallel coils

- › Slim layout
- › Alucoat Fins Coils as standard with option for Blygold

Double-V coils

- › Broad layout
- › Alucoat Fins Coils as standard with option for Blygold



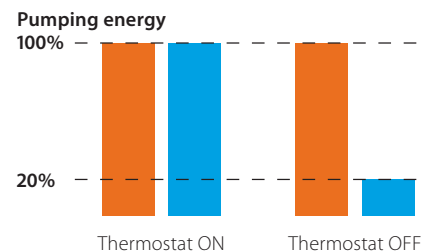
BLUEEVOLUTION +

Optimised heating

VFD pumps and variable flow control options available

- › Variable pump speed control via external 0-10 volt signal
- › "Thermostat on" and "thermostat off" pump speed management
- › Variable primary flow control

■ No VFD
■ VFD



Chiller
Intelligent Manager

Connection to Intelligent Chiller Manager

Daikin offers the Intelligent Chiller Manager option, allowing energy optimisation of the system and, when necessary, full customisation of the control solutions, even in more complex installations.

- › High number of units
- › Cooling and Heating mode
- › Peripheral controls

EWYT~B-XRA~

For Altherma 3 WS ambient loop

Heat Pump – High Efficiency – Reduced Sound



EWYT~B-XR~ R32 Multi-Scroll ASHP Chiller - Cooling & Heating - High Efficiency - Reduced Sound																					
Model	EWYT***B-XRA~		085 ^[4]	115	135	175	215	215 ^[4]	235	265	310	350	400	440	500	560	600	630	650		
Cooling capacity	FWT 20 °C, Amb 35°C, 5K Delta Temp	kW	114	145	173	230	283	292	325	351	399	454	513	570	650	718	775	822	854		
Power input	Cooling design	kW	30	40	49	67	85	79	87	98	111	127	144	160	187	212	230	244	234		
Heating capacity	FWT 25 °C, Amb -5°C, ^[4]	kW	62	81	97	129	161	157	175	189	222	256	289	321	365	406	433	460	468		
Power input heating	Heating ^[4]	kW	18	22	26	34	42	42	47	51	56	64	74	81	93	104	113	120	127		
Capacity control	Method		Staged							Variable											
	Minimum capacity	%	50	38	50	38	50	19	17	25	22	19	17	25	22	19	18	17	17		
EER	Design	kW/kW	3.83	3.59	3.53	3.44	3.33	3.71	3.74	3.59	3.60	3.57	3.57	3.56	3.47	3.38	3.37	3.37	3.66		
SEER	EN14825		4.21	4.37	4.21	4.41	4.16	4.42	4.43	4.13	4.74	4.80	4.82	4.63	4.92	4.89	4.83	4.79	4.72		
ESEER	Cooling (Part L)		4.13	4.18	4.13	4.09	4.08	4.21	4.19	4.04	4.31	4.32	4.30	4.36	4.46	4.41	4.38	4.35	4.05		
COP	Design	kW/kW	3.53	3.61	3.75	3.79	3.82	3.74	3.75	3.73	3.95	3.97	3.91	3.97	3.92	3.89	3.82	3.83	3.68		
SCOP	EN14825		3.66	3.71	3.65	3.83	3.74	3.70	3.82	3.81	4.06	4.01	3.95	4.03	3.99	4.04	4.00	3.98	3.88		
Dimensions	Height	mm	1,801	1,801	1,801	1,801	1,801	1,801	1,801	1,801	2,516	2,516	2,516	2,516	2,516	2,516	2,516	2,516	2,516		
	Width	mm	1,211	1,211	1,211	1,211	1,211	1,211	1,211	1,211	2,224	2,224	2,224	2,224	2,224	2,224	2,224	2,224	2,224		
	Depth	mm	2,825	3,426	3,426	4,028	4,628	5,550	6,223	6,223	4,316	4,316	5,211	5,211	6,112	6,112	7,010	7,010	7,010		
Operating weight		kg	938	941	1,007	1,393	1,564	2,435	1,796	1,827	3,216	3,402	3,751	4,097	4,399	4,656	4,992	5,159	5,159		
Water heat exchanger	Type		Braze plate																		
Water flow rate	Cooling	l/s	5.5	6.9	8.3	11.0	13.5	14.0	15.5	16.8	19.1	21.7	24.5	27.3	31.1	34.4	37.1	39.3	40.9		
Water pressure drop	Cooling	kPa	18.1	27.9	38.5	36.3	52.7	22.7	27.5	31.7	39.8	50.3	62.6	43.7	55.3	60.6	69.5	77.3	82.8		
Water flow rate	Heating ^[4]	l/s	3.7	3.8	4.6	6.2	7.7	9.8	8.4	9.0	10.6	12.2	13.8	15.3	17.4	19.4	20.7	22.0	22.4		
Water pressure drop	Heating ^[4]	kPa	9.2	9.6	13.5	12.8	19.1	11.3	9.0	10.4	13.9	17.8	22.3	15.4	19.5	21.7	24.4	27.1	28.0		
Air heat exchanger	Type		Copper pipe / aluminium fin																		
Compressor	Type		Driven vapour compression (Scroll)																		
	Quantity		2	2	2	2	2	4	4	4	4	4	4	4	5	6	6	6	6		
Fan	Type		Direct propeller																		
	Quantity		6	8	8	10	12	14	16	16	7	8	10	10	12	12	14	14	14		
Sound power level	Cooling Nom. (ISO 9614-1)	dB(A)	77	81	83	85	87	84	85	86	84	84	85	86	86	86	86	87	92		
Sound pressure level	Cooling Nom. (@ 1m)	dB(A)	59	63	65	67	68	65	65	66	64	64	65	65	65	66	66	66	71		
Refrigerant	Type/GWP		R-32/675																		
	Total charge	kg	17	29	30	35	44	50	50	55	70	70	85	100	115	129	144	158	158		
	Quantity of circuits		1	1	1	1	1	2	2	2	2	2	2	2	2	2	2	2	2		
Piping connections	Evaporator water inlet/outlet (OD)	mm	88.9	88.9	88.9	88.9	88.9	88.9	88.9	88.9	88.9	88.9	88.9	88.9	88.9	88.9	88.9	88.9	88.9		
Electrical data	DOL Starting current Max	A	213	329	343	465	497	412	429	443	572	606	644	674	728	773	811	841	841		
	Running current Cooling Design	A	58	71	83	112	141	136	147	161	190	217	241	270	314	359	387	411	394		
	Running current Max	A	70	87	101	133	165	170	186	201	240	274	312	342	395	441	479	509	509		
	Voltage/Phase/Frequency	V/Ph/Hz	400-3-50																		
EWYT~B-XR~ Trade Price - Including UK Recommended options^[1]			£20,071	£23,484	£25,990	£32,259	£36,900	£43,335	£45,809	£48,209	£57,996	£63,347	POA	POA	POA	POA	POA	POA	POA		
EWYT~B-XR~ Trade Price - Including UK Recommended options & additional options^[2]			NA	NA	NA	NA	NA	£50,706	£53,294	NA	£66,140	£71,639	POA	POA	POA	POA	POA	POA	POA		
EWYT~B-XR~ Trade Price - Including UK Recommended options & additional options^[3]			£24,237	£27,650	£30,156	£36,725	£41,367	£48,052	£50,622	£53,178	£63,033	£68,693	POA	POA	POA	POA	POA	POA	POA		

Please note: (Standard and Low noise versions are available)

[1] UK Recommended options include:

Reduced sound models: OPT-15 Under/over voltage control, OPT-43 Condenser coil guards, OPT-58 Evaporator flow switch, OPT-75 Rubber antivibration mounts, OPT-114 Nordic kit, OPT-115 Water filter

[2] In addition to UK Recommended Options: OPT-16 Energy meter, OPT-155 Daikin on site (with Antenna), OPT-80 Double pump kit low lift, OPT-120G Inverter DPK low lift, OPT-205 Collective housing application

[3] In addition to UK Recommended Options: OPT-16 Energy meter, OPT-155 Daikin on site (with Antenna), OPT-78 Single pump kit low lift, OPT-120E Inverter SPK low lift, OPT-205 Collective housing application

[2] & [3] Heating Loop Options for indicative purposes only: Alternative or additional options to be considered according to specific project requirements

[4] 4K heating mode delta temp for EWYT085B-XRA1 and EWYT215B-XRA2 data. 5K heating mode delta temp for all other model sizes data. Zero fouling factor, pure water

[5] Mandatory commissioning by Daikin Airconditioning UK, see page 305

R-32 BLUEEVOLUTION

NEW EWYT-CZ

For Altherma 3 WS ambient loop

Air Cooled Water Chiller Inverter Scroll Compressor - Heat Pump



Features:

- R-32 refrigerant product with GWP of 675 reduces the environmental impact by 68% compared to R-410A and leads directly to lower energy consumption thanks to its high energy efficiency
- As a single component refrigerant, R-32 is also easier to recycle and reuse
- Daikin inverter scroll compressors on all stages with possibility for MAX mode to increase capacity output
- Available in air cooled cooling only and air source heat pump versions
- Possibility for 60°C Condenser Leaving Water Temperature
- Inverter driven propeller type AXIAL fan
- High efficiency copper fin and aluminium tube type outdoor exchanger with integral sub-cooler and anti-corrosion treatment
- New modern casing design
- Possibility for inverter drive on-board hydronic pump in standard or high lift
- New MicroTech 4 controller allowing full compatibility with optional Daikin on-site, cloud-based monitoring

Air Cooled - R32 Inverter Scroll Compressor - Heat Pump																			
Model	EWYT***CZ	EWYT016CZNB1		EWYT021CZNB1		EWYT025CZNB1		EWYT032CZNB1		EWYT040CZNB1		EWYT040BCZNB2		EWYT050CZNB2		EWYT064CZNB2		EWYT090CZNB2	
Operating Mode		Normal	Max	Normal	Max	Normal	Max	Normal	Max	Normal	Max	Normal	Max	Normal	Max	Normal	Max	Normal	Max
Cooling capacity	FWT 20°C, Amb 35°C, kW 5K Delta Temp	22.7	25.9	31.1	35.7	36.5	41.5	46.4	54.8	57.0	65.0	59.5	70.4	72.6	82.7	91.1	102.8	126.4	140.0
Power input	Cooling design kW	5.91	7.64	7.18	9.68	9.59	12.1	11.3	15.0	14.3	18	14.6	19.9	19.1	24.2	24.3	31.2	34.1	42.7
Heating capacity	FWT 25°C, Amb -5°C, ^[1] kW	11.5	13.1	14.67 ^[1]	17.23 ^[1]	17.7	20.2	23.3	25.9	28.0	32.0	29.3 ^[1]	34.7	35.4	40.6	44.1	49.1	61.7	68.0
Power input heating	Heating kW	3.08	3.61	3.82	4.66	4.93	5.92	6.06	7.50	7.70	9.30	7.70	9.48	10.10	12.20	12.40	15.10	17.90	21.40
Capacity control	Method	Variable (Inverter)																	
	Minimum capacity %	18		14		12		19		15		14		12		15		14	
EER	Design kW/kW	3.85	3.40	4.19	3.68	3.81	3.42	4.11	3.67	4.00	3.60	4.07	3.54	3.80	3.42	3.75	3.30	3.71	3.30
SEER	EN14825	5.00	5.00	5.00	5.00	5.06	5.06	5.21	5.21	5.10	5.8	5.41	5.41	5.33	5.33	5.21	5.21	5.03	5.80
COP	Design kW/kW	3.75	3.62	3.84	3.70	3.59	3.42	3.84	3.46	3.70	3.40	3.79	3.66	3.52	3.34	3.56	3.25	3.44	3.20
SCOP	EN14825	3.89	3.89	4.00	4.00	4.07	4.07	4.06	4.06	4.10	5.1	4.02	4.02	4.00	4.00	3.98	3.98	4.00	5.00
Dimensions	Height mm	1878		1878		1878		1878		1878		1878		1878		1878		1878	
	Width mm	1152		1152		1152		1753		1753		2304		2304		2905		3506	
	Depth mm	810		810		810		810		810		810		810		810		810	
Operating weight	kg	281		282		282		426		426		565		565		709		856	
Water heat exchanger	Type	Brazen plate																	
Water flow rate	Cooling l/s	1.09	1.25	1.45	1.71	1.75	1.99	2.23	2.64	2.60	2.6	2.86	3.38	3.49	3.97	4.38	4.94	6.07	6.6
Water pressure drop	Cooling kPa	38.1	48.3	22.0	29.9	31.1	39.2	37.0	50.1	49.5	50.1	19.2	26.1	27.6	34.9	41.5	51.7	38.8	44.7
Water flow rate	Heating l/s	0.55	0.62	0.87	1.03	0.84	0.97	1.11	1.24	1.40	1.5	1.75	2.07	1.69	1.94	2.11	2.34	2.95	3.3
Water pressure drop	Heating kPa	11.1	13.8	8.9	11.9	8.3	10.6	10.6	12.4	15.0	18.8	8.0	10.8	7.5	9.6	11.1	13.5	10.6	12.6
Air heat exchanger	Type	Cu/Al - Copper tube Aluminium fin exchanger																	
Compressor	Type	Hermetically Sealed Scroll Compressor																	
	Quantity	1	1	1	1	1	1	1	1	1	2	2	2	2	2	2	2	2	2
Fan	Type	Axial/VFD																	
	Quantity	1	1	1	1	2	2	2	2	2	2	2	2	3	4				
Sound power level	Cooling Nom. (ISO 9614-1) dB(A)	76		76		78		79		80		80		81		83		85	
Sound pressure level	Cooling Nom. (@ 1m) dB(A)	60		60		62		62		63		63		64		65		67	
Refrigerant	Type/GWP	R32/675																	
	Total charge kg	3		5.5		5.5		7		8		12		12		13		16	
	Quantity of circuits	1		1		1		1		1		2		2		2		2	
Piping connections	Evaporator water inlet/outlet (OD) mm	1 1/4" (Female)		1 1/4" (Female)		1 1/4" (Female)		1 1/4" (Female)		1 1/4" (Female)		2" (Female)		2" (Female)		2" (Female)		2" (Female)	
Electrical data	Running current Cooling Design A	13.8	15.0	15.5	18.0	18.1	21.0	25.3	29.0	28.6	32.0	29.5	34.0	34.2	40.0	45.8	53.0	61.7	70.0
	Running current Max A	18.8	19.0	23.1	23.0	25.8	26.0	37.4	37.0	41.8	42.0	45.2	45.0	50.7	51.0	66.7	67.0	91.4	91.0
	Voltage/Phase/Freq	V/Ph/Hz																	
Base Unit + Op.191		EWYT016CZNB1		EWYT021CZNB1		EWYT025CZNB1		EWYT032CZNB1		EWYT040CZNB1		EWYT040BCZNB2		EWYT050CZNB2		EWYT064CZNB2		EWYT090CZNB2	
Trade Price - Base Unit + Op.191		£7,833.00		£9,072.00		£10,232.00		£11,873.00		£14,087.00		£15,455.00		£16,890.00		£19,659.00		£26,499.00	

Pump Options

Model	EWYT016CZPBA1	EWYT021CZPBA1	EWYT025CZPBA1	EWYT032CZPBA1	EWYT040CZPBA1	EWYT040BCZPBA2	EWYT050CZPBA2	EWYT064CZPBA2	EWYT090CZPBA2
Low Lift Pump	240	230	200	180	160	190	160	210	170
Trade Price - Base Unit + Low Lift Pump + Op.191	£8,550.00	£10,050.00	£11,221.00	£13,095.00	£15,588.00	£16,824.00	£18,484.00	£21,338.00	£29,981.00

Model	EWYT016CZHBA1	EWYT021CZHBA1	EWYT025CZHBA1	EWYT032CZHBA1	EWYT040CZHBA1	EWYT040BCZHBA2	EWYT050CZHBA2	EWYT064CZHBA2	EWYT090CZHBA2
High Lift Pump	470	460	420	400	370	400	360	325	280
Trade Price - Base Unit + High Lift Pump + Op.191	£8,941.00	£10,342.00	£11,481.00	£13,308.00	£16,173.00	£17,278.00	£18,905.00	£21,729.00	£30,407.00

Please note:

- [1] 4K Δt heating mode delta temp for EWYT021CZ(N/P/H)BA1 (Normal & Max Mode) and EWYT040CZ(N/P/H)BA2 (Normal Mode). 5K Δt heating mode delta temp for all other model sizes data. Zero fouling factor, pure water.
 [2] Commissioning by Daikin Air Conditioning UK is mandatory and can be arranged through your regional service department with pricing detailed on page 299.

Accessories:

Accessory Ref	Description	Trade Price
EKTSMS	Temperature sensor for master/slave configuration	£51.00
EKRSCIO	IO Extension for VPF, domestic hot water, demand limit, setpoint reset, low noise	£151.00
EKRSCBMS	External BMS Communication (Modbus RTU/TCP, Bacnet MSTP/IP)	£165.00

Accessory Ref	Description	Trade Price
EKRSCSM	DoS Router c/w Antenna & M2M Sim Card	£165.00
EKRSCDP	Differential Pressure Transducer for VPF	£1,000.00

R-410A R-134a

The Daikin Altherma Flex Heat Pump for Domestic Hot Water Production

The Daikin Altherma Flex heat pump is ideal for providing domestic hot water in large residential and commercial buildings.

Centralised system

The hydroboxes are located in a central plant area to create a centralised system capable of heating multiple small or large volume domestic hot water calorifiers.

The centralised hydroboxes offer modular system scalability and capacity to meet the hot water demand for the building.



Hot Water Cylinders EKHTSU

Domestic hot water cylinder		UK.EKHTSU200AC	UK.EKHTSU260AC
Type		Unvented System (Includes EKHWHBTB)	
Max Water Temperature	°C	75	75
Height	mm	1335	1610
Width	mm	600	600
Depth	mm	695	695
Empty Weight	kg	70	78
Colour		Metallic grey	
Material Inside Tank		Stainless Steel	
Material Outside Casing		Precoated sheet metal	
Power supply		1-phase / 230V / 50Hz	
Piping Connections	All inch	3/4 "	
Insulation	mm	80	
Heat loss / 24 hour Δt 45°C		1.2	1.5
Energy Efficiency Class		B	B
Standing Heat Loss	W	50	63
Storage Volume	L	200	260
Trade Unit Price		£1,452.00	£1,644.00

Notes:

- i) Refnet joint prices can be found on page 154
- ii) Commissioning assistance should be included for each hydrobox
- iii) DHW cylinder required for hot water function
- iv) Supplied with 3 way valve and G3 safety kit (EKUHWHTB)

Accessories:

Accessories for hydrobox	Description	Trade price
EKRP1AHT	Optional PCB for demand control	£135.00
EKRP1HBA	Optional PCB for remote alarm monitoring	£135.00
RTD-W	MODBUS interface for HT hydrobox	£269.00
UK.FB2	Fixing box for RTD-W	£30.00
EKCC8-W	Sequence controller	£835.00
EKCLWS	Additional thermistor for sequence controller	£96.00
EKRUAHTB ⁽¹⁾	Remote user interface	£207.00
EKBUHA6V3 ⁽²⁾	In line back up heater 6kW, 1-phase, 230V	£601.00
EKBUHA6W1 ⁽²⁾	In line back up heater 6kW, 3-phase, 400V	£601.00
EKFMAHTB	Kit for standalone installation	£364.00
K.FERNOXTF1	Fernox magnetic filter 1"	£120.00
K.FERNOXTF1FL	Fernox magnetic filter 1" and F1 inhibitor fluid (500ml)	£141.00
UK.FSHEAT/WSCOMMS ⁽³⁾	Commissioning assistance per hydrobox 1 to 10 hydroboxes	£254.00
UK.FSHEAT/WSCOMMS1 ⁽³⁾	Commissioning assistance per hydrobox 11 to 50 hydroboxes	£180.00
UK.FSHEAT/WSCOMMS2 ⁽³⁾	Commissioning assistance per hydrobox >50 hydroboxes	£159.00
	Daikin full commissioning	POA

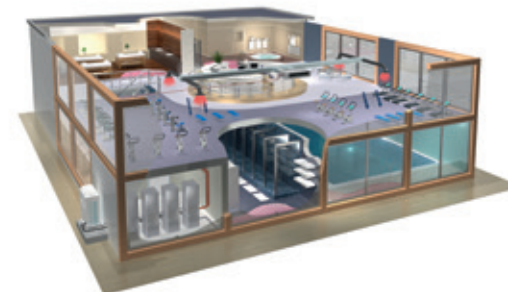
Notes:

- i) EKRUAHTB: 1 included with each hydrobox⁽¹⁾
- ii) EKBUHA6V3(W1): Also requires EKRP1AHT⁽²⁾
- iii) UK.FSHEAT/WSCOMMS: Commissioning assistance should be included for each hydrobox⁽³⁾

R-410A **R-134a**

Daikin Altherma Flex Communal Heat Pump

Daikin Altherma Flex type is a specialist hot water system for schools, public buildings, hotels, gyms and apartments. It fully incorporates the use of renewable energy sources, making large buildings more environmentally sustainable by increasing energy efficiency – thus delivering lower running costs and CO₂ emissions.



Altherma Flex Outdoor Units **EMRQ**

Outdoor Units			EMRQ8AB	EMRQ10AB	EMRQ12AB	EMRQ14AB	EMRQ16AB
Capacity	Nominal DHW Heating	kW	22.4	28.0	33.6	39.2	44.8
Dimensions	Height x Width x Depth	mm	1680 x 1300 x 765	1680 x 1300 x 765	1680 x 1300 x 765	1680 x 1300 x 765	1680 x 1300 x 765
Weight		kg	331	331	331	339	339
Air Flow Rate		m ³ /min	190	190	210	235	240
External Static Pressure	High	Pa	78.4	78.4	78.4	78.4	78.4
Electrical Details	Power Supply		3-phase / 400V / 50Hz	3-phase / 400V / 50Hz	3-phase / 400V / 50Hz	3-phase / 400V / 50Hz	3-phase / 400V / 50Hz
	Starting current	amps	4	4	4	4	4
	Nominal running Current*	amps	7.6	9.9	12.6	14	16.9
	Maximum running current	amps	17.1	22.1	22.3	32.8	33.0
	Fuse Rating	amps	20	25	25	40	40
Domestic hot water heating**	Average climate	Class	A	A	A	A	A
		η _{wh}	93	93	93	84	93
		Declared load profile	XL	XL	XL	XL	XL
Refrigerant Circuit	Refrigerant Type		R410A	R410A	R410A	R410A	R410A
	Refrigerant Charge	kg	10.3	10.6	10.8	11.1	11.1
	Additional Charge	kg			Refer to Databook		
Sound Pressure		dB(A)	58	58	60	62	63
Piping Limits	Maximum Length	m	100	100	100	100	100
	Maximum Vertical Rise	m	40	40	40	40	40
Piping Connections	Liquid	mm	9.52	9.52	12.7	12.7	12.7
	Discharge	mm	15.9	19.1	19.1	22.2	22.2
	Gas	mm	19.1	22.2	28.6	28.6	28.6
Capacity Index Limit			100~260	125~325	150~390	175~455	200~520
Maximum Number of Connected Indoor Units			5	6	7	9	10
Trade Condensing Unit Price			£6,196.00	£6,500.00	£7,505.00	£8,849.00	£10,426.00

* Nominal running current stated at -3°C ambient air temperature & 75°C leaving water temperature 100% connection ratio

** With 100% connection ratio combination

R-410A R-134a

Daikin Altherma Flex Communal Heat Pump



Daikin Altherma Flex Indoor Units **EKHBRD**

Indoor Unit (Hydrobox)		EKHBRD 011ADV017	EKHBRD 014ADV17	EKHBRD 016ADV17	EKHBRD 011ADY17	EKHBRD 014ADY17	EKHBRD 016ADY17	
Function		Hot water						
Heating Capacity	kW	11	14	16	11	14	16	
Cooling capacity	kW	n/a						
Capacity Index		100	125	140	100	125	140	
Dimensions	Height x Width x Depth	705 x 600 x 695	705 x 600 x 695	705 x 600 x 695	705 x 600 x 695	705 x 600 x 695	705 x 600 x 695	
Empty Weight	kg	145	145	145	148	148	148	
Leaving Water Temperature Range	Heating	°C	25~80	25~80	25~80	25~80	25~80	
Drain valve		Yes	Yes	Yes	Yes	Yes	Yes	
Water Pump		92	88	85	92	88	85	
Expansion Vessel		12 litres	12 litres	12 litres	12 litres	12 litres	12 litres	
Material		Precoated sheet metal	Precoated sheet metal	Precoated sheet metal	Precoated sheet metal	Precoated sheet metal	Precoated sheet metal	
Colour		Metalic Grey	Metalic Grey	Metalic Grey	Metalic Grey	Metalic Grey	Metalic Grey	
Electrical Details	Power Supply	1-phase / 230V / 50Hz	1-phase / 230V / 50Hz	1-phase / 230V / 50Hz	3-phase / 400V / 50Hz	3-phase / 400V / 50Hz	3-phase / 400V / 50Hz	
	Starting current	amps	4	4	4	4	4	
	Nominal running Current*	amps	11.6	15.1	18.1	4.3	5.6	6.7
	Maximum running current	amps	22.5	23.8	23.8	12.5	12.5	12.5
	Fuse Rating	amps	25	25	25	16	16	16
Refrigerant Pipe Sizes	mm	15.9 Gas, 9.52 Liquid	15.9 Gas, 9.52 Liquid	15.9 Gas, 9.52 Liquid	15.9 Gas, 9.52 Liquid	15.9 Gas, 9.52 Liquid	15.9 Gas, 9.52 Liquid	
Water Side Pipe Sizes		1" Female	1" Female	1" Female	1" Female	1" Female	1" Female	
Sound Pressure Level	dB(A)	43	45	46	43	45	46	
Refrigerant		R134a Cascade						
Trade Unit Price Hydro Box		£3,883.00	£3,952.00	£4,071.00	£3,959.00	£4,029.00	£4,151.00	

* Nominal running current stated at -3°C ambient air temperature & 75°C leaving water temperature 100% connection ratio

Pre Selected Combinations

Heating capacity ⁽¹⁾ A7W35	kW	28.0		31.4		42.0		47.0	
Heating capacity ⁽²⁾ A-3W65	kW	23.9		26.7		34.3		38.7	
Outdoor unit		1 x EMRQ8	£6,196.00	1 x EMRQ10	£6,500.00	1 x EMRQ12	£7,505.00	1 x EMRQ14	£8,849.00
Hydroboxes		2 x EKHBRD014ADV1	£7,904.00	2 x EKHBRD016ADV1	£8,142.00	3 x EKHBRD014ADV1	£11,856.00	3 x EKHBRD016ADV1	£12,213.00
Demand PCBs		2 x EKRP1AHT	£270.00	2 x EKRP1AHT	£270.00	3 x EKRP1AHT	£405.00	3 x EKRP1AHT	£405.00
Refnets		1 x KHRQ22M29T9	£44.00	1 x KHRQ22M29T9	£44.00	1 x KHRQ22M64H	£183.00	1 x KHRQ22M64H	£183.00
Trade Price		£14,414.00		£14,956.00		£19,949.00		£21,650.00	

[1] Heating ambient air temperature 7°C and leaving water temperature 35°C

[2] Heating ambient air temperature -3°C and leaving water temperature 65°C, capacity stated net of 1 defrost cycle per hour

Notes:

- i) Refnet joints can be found on page 154
- ii) Commissioning assistance should be included per hydrobox
- iii) DHW cylinder required for hot water function
- iv) See page 228-231 for accessories

R-410A

Daikin Altherma Hybrid Heat Pump System

Refrigerant Split version - F-Gas required

The Daikin Altherma Hybrid Heat Pump System is a unique solution. It combines a high-efficiency gas combi boiler with a renewable energy air-to-water heat pump, all in one efficient, compact heating system.

Daikin Altherma Hybrid Heat Pump System

The smart hybrid logic automatically selects the most energy-efficient and cost-effective operation based on the user's energy tariff at any given temperature. This makes it the most efficient solution on the market.

- › Suitable for heating systems requiring flow temperatures up to 80°C
- › Eligible for RHI when fitted with required heat and electric meters
- › Single compact indoor unit to minimise space
- › No DHW tank needed – hot water delivered by combi boiler
- › Suitable for LPG applications for even higher running cost savings
- › Simple easy to use backlit control using energy tariffs for automatic control
- › All key components built in: A-label pump, expansion vessel, pressure relief
- › Heat pump capacity: 5 and 8kW
- › Boiler output CH 27kW (80/60) and DHW 33kW (13 l/min at ΔT 35K)
- › Boiler SAP 2012 rated 89.1% (natural gas) and 90.1% (LPG)
- › Dedicated training courses available



R-410A

EVLQ / EHYHBH / EHYKOMB

Hybrid Heat Pump System



Outdoor Units			EVLQ05CV3	EVLQ08CV3
Dimensions	Height x Width x Depth	mm	735 x 832 x 307	735 x 832 x 307
Weight		kg	54	56
Nominal capacity	Heating	kW	4.4	7.4
Nominal input	Heating	kW	0.87	1.66
COP	Heating		5.04	4.45
Seasonal space heating efficiency*	Space heating (Average climate) 55°C	Class	A++	A++
		Efficiency	128	127
		SCOP	3.28	3.24
Domestic hot water heating*	Average climate	Class	A	A
		η_{wh}	95	95
		Declared load profile	XL	XL
Operation range (ambient)	Heating	°C	-25~-25	-25~-25
Sound pressure / power level	Heating	dB(A)	48 / 61	49 / 62
Refrigerant charge	R-410A	kg	1.45	1.6
Piping connections	Liquid	inch	1/4"	1/4"
	Gas	inch	5/8"	5/8"
Max piping length OU to IU		m	20	20
Power supply			1-phase / 230V / 50Hz	1-phase / 230V / 50Hz
Recommended fuses		A	20	20
SAP ID	55°C/45°C/35°C		102581 / 102582 / 102583	102591 / 102592 / 102593

* When combined with matching indoor unit

Indoor Unit and boiler wall hung (1 combined unit)			
Indoor Unit (heat pump)		EHYHBH05AV32	EHYHBH08AV32
Function		Heating Only	Heating Only
To use with		EVLQ05CV3	EVLQ08CV3
Dimensions	Height x Width x Depth	mm	1075 x 450 x 164
Weight		kg	30
Leaving water temperature range	Heating	°C	25~55
Minimum water volume		litres	13.5
Minimum flow rate		l/min	7
Pump	No. of speeds		Inverter controlled
Expansion vessel volume		litres	10
Minimum water volume		litres	13.5

Indoor Unit (boiler)			EHYKOMB33AA2
Function			Heating only
Compatible indoor unit			EHYHBH05AV32 EHYHBH08AV32
Dimensions	Height x Width x Depth	mm	710 x 450 x 240
Max dimensions (boiler and heat pump)	Height x Width x Depth	mm	1075 x 450 x 405
Weight		kg	36
Capacity (heating)	Minimum	kW	7.6
	Maximum	kW	27
Capacity (hot water)	Minimum	kW	7.6
	Maximum	kW	32.7
Leaving water temperature range	Heating	°C	15 ~ 80
	Hot water	°C	40 ~ 65
DHW flow rate ΔT 35K	Hot water	l/min	13.1
Heating connections	Diameter	mm	22
DHW connections	Diameter	mm	15
Gas connection	Diameter	mm	15
IP rating			IP44
Device type			C13, C33
Supply pressure	Natural gas (G20)	mbar	20
	LPG (G31)	mbar	28-50
Nox class			5
Flue gas connection			60/100
Maximum flue length, 60/100		m	10
Maximum flue length, 80/125		m	29
SAP 2012		%	89.1 (NG) / 90.1 (LPG)

Nominal capacity and nominal input tested according to EN 14511 at the following conditions:
 Heating: Ambient air temperature 7°C and leaving water temperature 35°C (A7 W35)
 Sound pressure level measured at 1m from the unit

R-410A

EVLQ / EHYHBH / EHYKOMB

Hybrid Heat Pump System



Part Number	Description	Trade Price
UK.HYBRID05B33	Hybrid 5kW pack	£4,419.00
	This pack contains:	
EVLQ05CV3	Outdoor unit: 5kW, 1-phase, 230V	£1,412.00
EHYHBH05AV32	Hydrobox: 5kW, 1-phase, 230V	£1,527.00
EHYKOMB33AA2	Hybrid combi boiler: 33/27kW	£1,290.00
EKRUCBL2	User interface	£110.00
EKHY093467	Pipe cover plate	£22.00
EKVK3A	Hybrid valve pack	£58.00
UK.HYBRID08B33	Hybrid 8kW pack	£5,007.00
	This pack contains:	
EVLQ08CV3	Outdoor unit: 8kW, 1-phase, 230V	£1,929.00
EHYHBH08AV32	Hydrobox: 8kW, 1-phase, 230V	£1,598.00
EHYKOMB33AA2	Hybrid combi boiler: 33/27kW	£1,290.00
EKRUCBL2	User interface	£110.00
EKHY093467	Pipe cover plate	£22.00
EKVK3A	Hybrid valve pack	£58.00

Daikin Altherma Hybrid Heat Pump System

Hybrid Tank Connection Kits

Part Number	Description	Trade Price
EKEPHT3H	Daikin thermal store (EKHWP)	£228.00
	This pack contains:	
	3 way valve (Honeywell)	
	Tank sensor (HT + adapter)	
	2 x isolation valves	
	T-piece	
EKHY3PART	Third party tank – dry pocket sensor	£189.00
	This pack contains:	
	3 way valve (ESBE)	
	Tank sensor (LT)	

Accessories:

Accessory Ref	Description	Trade Price
EKRUCBL2	User interface	£110.00
EKHY093467	Pipe cover plate	£22.00
EKVK3A	Hybrid valve pack	£58.00
EKHY075787	LPG conversion kit	£22.00
EKHY090717	Flue adapter 80/125	£22.00
EKPCCAB4	PC cable – to upload field settings from PC to unit or spare controller	£237.00
EKR1HBA	Optional PCB kit for remote alarm monitoring, run and fault indication and solar interlock	£135.00
EKRUCBS	Optional simplified room thermostat	£103.00
EKRSC1*	Optional remote temperature sensor for outdoor temperature (see note)	£78.00
KRCS01-1*	Optional remote temperature sensor for indoor temperature (see note)	£59.00
EKFT008CA	U-beams to mount the outdoor unit EVLQ05CV3	£106.00
EKDP008C	Drainpan and U-beams for outdoor unit EVLQ05CV3	£151.00
EKDPH008C	Heater mat for drainpan (EKDP008C)	£231.00
K.FF600ASN	Pair of flexi-feet, 100mm height, for mounting outdoor unit	£60.00
K.CWB140-2	Wall bracket for outdoor unit (140kg, 540mm long, 2 arms)	£58.00
K.CWBL55	Wall bracket for outdoor unit (140kg, 540mm long, 2 arms) - Stainless Steel	£176.00
K.DT1	Condensate drip tray (800 x 400 x 50mm)	£68.00
K.CG750S	Outdoor unit guard	£359.00
K.FERNOXTF1	Fernox magnetic filter 1"	£120.00
K.FERNOXTF1FL	Fernox magnetic filter 1" and F1 inhibitor fluid (500ml)	£141.00
RHEATMETH	Heat meter for domestic RHI (for Altherma hybrid only)	£223.00
	M-Bus enabled for Daikin remote monitoring cloud using RGATEWAY and RELECMETV	
	MID Class 3 heat meter delivered with body, digital interface and 2 x flow temperature sensors	
RELECMETV	Electric meter for domestic RHI (for Altherma hybrid only)	£164.00
	M-Bus enabled for Daikin remote monitoring cloud using RGATEWAY and RHEATMETH	
	MID Class A electric meter to measure the electricity consumption of the Daikin Altherma heat pump	
RGATEWAY	Communication Gateway for domestic RHI (for Altherma hybrid only)	£305.00
	M-Bus enabled for Daikin remote monitoring cloud using RHEATMETH and RELECMETV	
	Permanent internet connection required via a third party local router	
BRP069A62	Daikin ONECTA App	£157.00

Notes: i) * Only one optional remote sensor can be installed

Features:

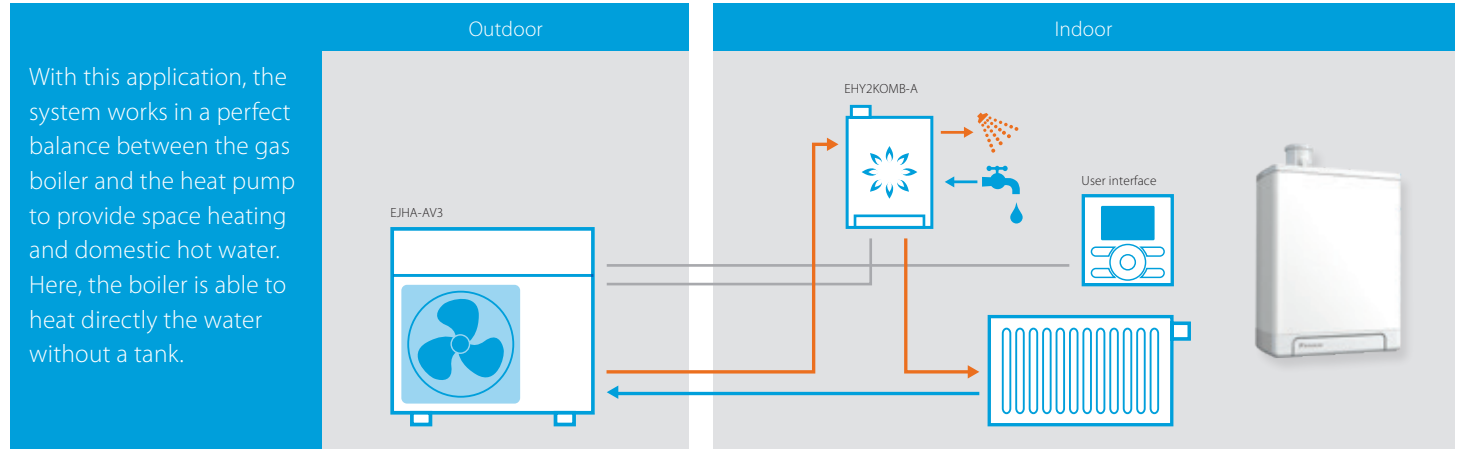
- > Revolutionary hybrid heat pump system with higher efficiency and higher running cost savings than condensing boiler alone
- > Boiler can be converted to run on LPG
- > Delivered as a set including outdoor unit, indoor unit, boiler, controller and pipe cover plate
- > Flues ordered separately

Part Number	Description	Trade Price
EKHY3PART2	Third party tank – for third party thermostat	£229.00
	This pack contains:	
	3 way valve (ESBE)	
	Wire harness	

Hybrid Monobloc (R32) Heat Pump System

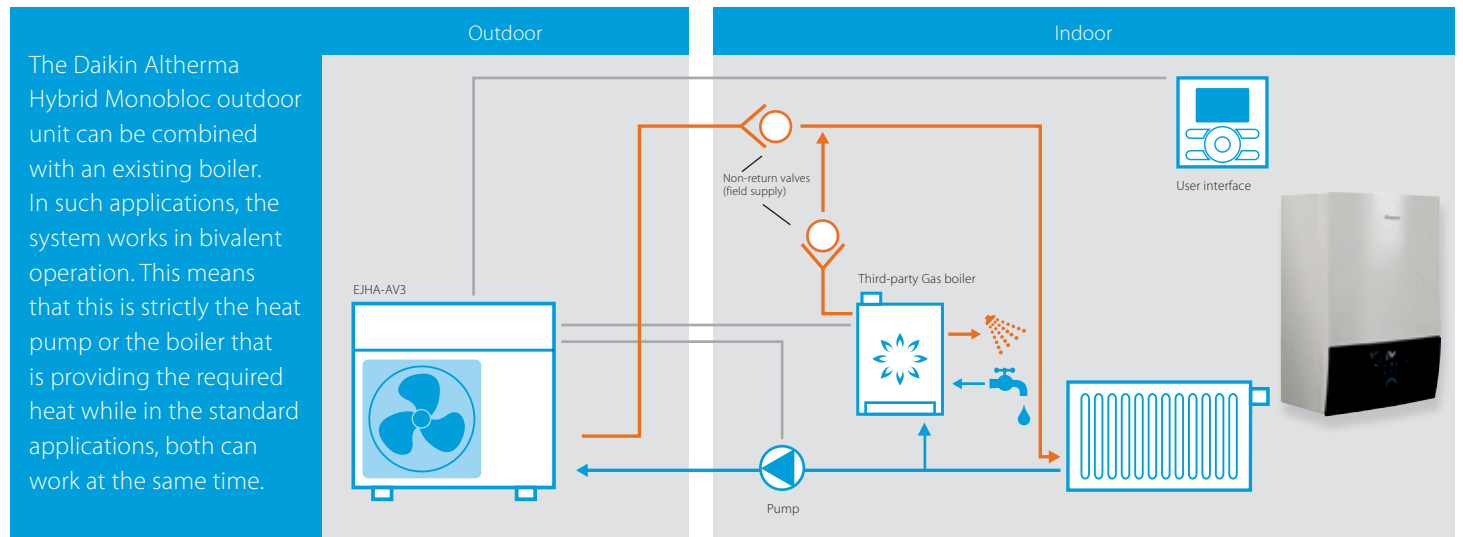
Heat pump

- › **Environmentally friendly:** reduced environmental impact thanks to the usage of R32 refrigerant
- › **Outdoor unit with sealed refrigerant circuit,** which greatly reduces the risk of refrigerant leakage
- › **Easy and quick installation** as all hydraulics components are outside
- › **Water connections only** between outdoor and indoor unit, so no F-gas certificate required
- › **Performance in every condition:** the unit can work down to -15°C outside thanks to multiple freeze protections
- › **Bluevolution technology** combines very high efficient compressors developed by Daikin with the future of refrigerants: R32



Condensing boiler

- › **Flexible installation:** Compact indoor unit can be installed in a cupboard
- › **Condensing technology:** uses optimum fuel efficiency, with reduced emissions of NOx and CO, to ensure high cost savings and environmentally-friendly operation
- › **Plug & Play** as the pump group is integrated inside



R-32 BLUEEVOLUTION

EJHA / EHYKOMB

Hybrid Monobloc (R32) Heat Pump System



Hybrid technology combining condensing gas and air-to-water heat pump for heating and hot water

- › Heating only models
- › Depending on outdoor temperature, energy prices and internal heat load, the Daikin Altherma H Hybrid heat pump always selects the most economical mode to operate
- › Low investment cost: no need to replace the existing radiators (up to 80°C) and pipe work
- › Provides sufficient heat in renovation applications as all heat loads are covered up to 32kW
- › Easy and fast installation thanks to the compact dimensions and water connections

Outdoor Units			EJHA04AV3
Trade Price			£1,750.00
Dimensions	Height x Width x Depth	mm	745 x 845 x 329
Weight		kg	45
Nominal capacity	Heating	kW	3.83
Nominal input	Heating	kW	0.85
COP	Heating		4.49
Operation range (ambient)	Heating	°C	-15 ~ 25
Sound pressure / power level	Heating	dB(A)	37 / 58.7
Rated airflow		m³/h	1,698
Refrigerant charge	R32	kg	0.56
Piping connections	Water inlet/outlet	inches	1" (male)
Max piping length OU to DHW cylinder		m	10
Power supply			1-phase / 230V / 50Hz
Recommended fuses		A	20

Indoor Unit (boiler)			EHY2KOMB28A	EHY2KOMB32A
Trade Price			£1,020.00	£1,240.00
Expansion vessel & valves (must be ordered separately)			EKFJM1A	EKFJL1A
User interface (must be ordered separately)			EKRUHML1	EKRUHML1
Function			Heating only	Heating only
Compatible outdoor unit			EJHA04AV3	EJHA04AV3
Dimensions (with backpack)	Height x Width x Depth	mm	830 x 450 x 335	890 x 450 x 335
Weight (with backpack)		kg	43.5	46.7
Seasonal space heating efficiency*	Space heating (Average climate) 55°C	Class	A++	A++
		Efficiency	128	128
		SCOP	3.26	3.28
Seasonal space heating efficiency*	Space heating (Average climate) 35°C	Class	A++	A++
		Efficiency	163	163
		SCOP	4.14	4.15
Domestic hot water heating*	Average climate	Class	A	A
		Declared load profile	XL	XL
Capacity (heating)	Minimum	kW	7.1	7.4
	Maximum	kW	26.3	30.0
Capacity (hot water)	Minimum	kW	7.2	7.6
	Maximum	kW	29.1	32.7
Leaving water temperature range	Heating	°C	30 - 90	30 - 90
	Hot water	°C	40 - 65	40 - 65
Minimum water volume		litres	20	20
Minimum flow rate		l/min	7	7
DHW flow rate ΔT 35K	Hot water	l/min	10.5	13.0
Heating connections	Diameter	mm	22	22
DHW connections	Diameter	mm	15	15
Gas connection	Diameter	mm	15	15
IP rating			IP44	IP44
Device type			C13, C33	C13, C33
Supply pressure	Natural gas (G20)	mbar	20	20
	LPG (G31)	mbar	28-50	28-50
Nox class			6	6
Flue gas connection			60/10	60/10
Maximum flue length, 60/100		m	10	10
Maximum flue length, 80/125		m	29	29
SAP 2012		%	89.1	88.8
SAP ID	55°C / 45°C / 35°C		190012 / 190015 / 190011	190014 / 190016 / 190013

*When combined with matching outdoor unit

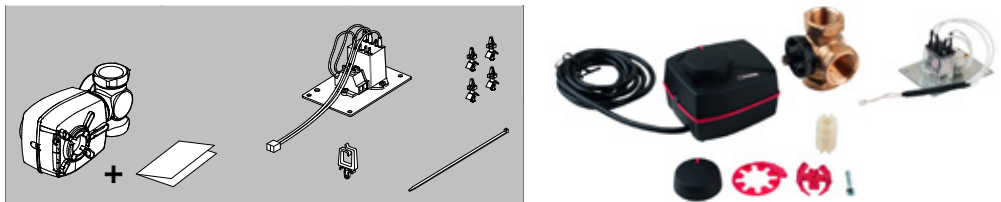
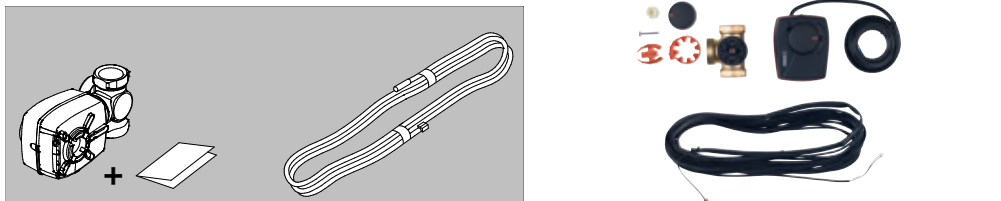
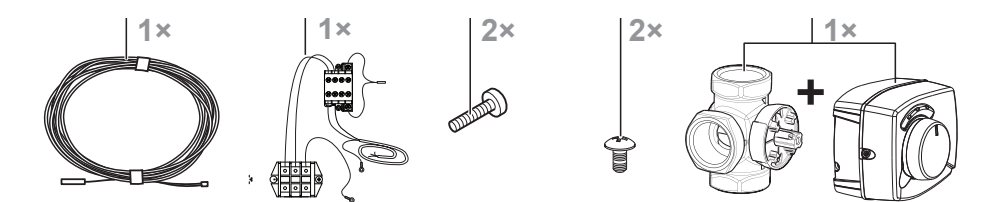
Nominal capacity and nominal input tested according to EN 14511 at the following conditions:
 Heating: Ambient air temperature 7°C and leaving water temperature 35°C (A7 W35)
 Sound pressure level measured at 1m from the unit

Accessories:

Accessory Ref	Description	Trade Price
EKRUHML1	Hybrid R32 User interface	£110.00
BRP069A62	Daikin ONECTA App	£157.00
EKBALLV1	Ball Valves	£37.00
EKFJM1A	Mounting jig for 28kW Boiler (Including 8 litre expansion vessel and valves)	£117.00
EKFJL1A	Mounting jig for 32kW Boiler (Including 8 litre expansion vessel and valves)	£117.00
EKCP1A	Valve Cover Plate	£12.00
UK.FILLINGLOOP	Straight braided filling loop	£15.00
EK3WV1A	3-way valve kit for W-plan installation	£65.00
EKPS075867	LPG conversion kit 28kW Boiler	£22.00
EKHY075787	LPG conversion kit 32kW Boiler	£22.00
EKHY090717	Flue adapter 80/125	£22.00
EKPCCAB4	PC cable – to upload field settings from PC to unit or spare controller	£237.00
EKRP1HBA	Optional PCB kit for remote alarm monitoring, run and fault indication and solar interlock	£135.00
EKBPH04JH	Bottom plate heater for Hybrid R32	£131.00
EKTH4	Thermal store domestic hot water thermistor	£52.00
EKEPHYHT35H	Thermal store connection kit ^[1]	£166.00
EKTH3	Daikin EKHSU-D3V3 or third party tank domestic hot water thermistor ^[2]	£27.00
EKHY3PART	Third party tank kit – for third party thermostat ^[2]	£189.00
EKADDONJH	External pump for third party boiler applications ^[3]	£134.00
EKADDONJH2	Non-return valves and cables for external pump ^[3]	£134.00

Accessory Ref	Description	Trade Price
EKRSC1	Optional remote temperature sensor for outdoor temperature (see note) ^[4]	£78.00
K.HOSE750	Pair of flexible hoses (Length 750mm, 19mm tough PVC coat insulation, 1" FBSP, 28mm compression)	£87.00
K.HOSE750EL	Pair of flexible hoses with elbow (Length 750mm, 19mm tough PVC coat insulation, 1" FBSP, 28mm compression)	£125.00
K.FF600ASN	Pair of flexi-feet, 100mm height, for mounting outdoor unit	£60.00
K.CWBXL	Wall brackets for outdoor units (250kg, 660mm long, 2 arms)	£88.00
K.CWBXLSS	Wall brackets for outdoor units (250kg, 660mm long, 2 arms) - Stainless Steel	£355.00
K.DT1	Condensate drip tray (800 x 400 x 50mm)	£68.00
K.CGM	Outdoor unit guard	£388.00
K.DTFB	Floor bracket kit to mount drip tray to pair flexi-feet or wall bracket	£51.00
K.FERNOXTF1	Fernox magnetic filter 1"	£120.00
K.FERNOXTF1FL	Fernox magnetic filter 1" and F1 inhibitor fluid (500ml)	£141.00
RHEATMETH	Heat meter for domestic RHI (for Altherma hybrid only) M-Bus enabled for Daikin remote monitoring cloud using UK.RGATEWAY and UK.RELECMETV MID Class 3 heat meter delivered with body, digital interface and 2 x flow temperature sensors	£223.00
RELECMETV	Electric meter for domestic RHI (for Altherma hybrid only) M-Bus enabled for Daikin remote monitoring cloud using UK.RGATEWAY and UK.RHEATMETL MID Class A electric meter to measure the electricity consumption of the Daikin Altherma heat pump	£164.00
RGATEWAY	Communication Gateway for domestic RHI (for Altherma hybrid only) M-Bus enabled for Daikin remote monitoring cloud using UK.RHEATMETL and UK.RELECMETV Permanent internet connection required via a third party local router	£305.00

Difference between EKUMBPART, EKHY3PART and EKHY3PART2:

<p>EKHY3PART2 Third party tank kit WITHOUT the contactor which is used for the immersion heater within the tank. Items include 3-way valve body, motor and sensor. Sensor cable is designed for the tank with the built-in thermostat</p>	
<p>EKHY3PART Third party tank kit WITHOUT the contactor which is used for the immersion heater within the tank. Items include 3-way valve body + motor and sensor. Sensor is designed for the tank with the dry pocket</p>	
<p>EKUMBPART Third party tank kit WITH the contactor which is used for the immersion heater within the tank. Items include 3-way valve body + motor, sensor and contactor kit used for the immersion heater power supply</p>	

Notes:

Outdoor unit, boiler, EKRUHML1, EKBALLV1 & EKJF(M/L)1A is required to be ordered to have a complete system

^[1] Must be purchased together to enable connection onto Daikin thermal store

^[2] Must be purchased together to enable connection onto pressurised cylinder including Daikin EKHSU-D3V3

^[3] Both required when installing outdoor unit alongside third party boiler

^[4] Only one optional remote sensor can be installed

R-410A

D2CND

Daikin Gas Condensing Boiler



Part Number		D2CND024A4A	D2CND028A4A	D2CND035A4A
Description		24kW Wall Hung Boiler	28kW Wall Hung Boiler	35kW Wall Hung Boiler
Combined Trade Unit Price		£520.00	£600.00	£680.00
Seasonal space heating efficiency	Class	A	A	A
	Efficiency %	93	93	93
Water heating energy efficiency	Class	A	A	A
	Declared load profile	XL	XL	XL
	Efficiency %	84	84	83
SEDBUK Efficiency	%	88.9	89.1	89
Dimensions	Height x Width x Depth mm	590 x 400 x 256	695 x 440 x 295	695 x 440 x 295
Weight	kg	27	37	37
Central Heating	Nom. Input rating (lower value) kW	2.9 - 23.5	4.8 - 27.0	4.8 - 34
	Nom. Input rating (upper value) kW	3.2 - 26.1	5.3 - 30.0	5.3 - 37.8
	Output at 80/60°C min - nom kW	2.8 - 22.8	4.6 - 26.3	4.6 - 33.2
	Output at 50/30°C min - nom kW	3.1 - 24.0	5.2 - 28.2	5.2 - 35.0
	Min. output at 30/40 kW	3.2	4.1	5
	Max. CH water pressure bar	3	3	3
	Max. CH water temperature °C	100	100	100
Domestic Hot Water	Nom. Input rating (lower value) kW	2.9 - 23.5	4.8 - 29.5	4.8 - 34.0
	Nom. Input rating (upper value) kW	3.2 - 26.1	5.3 - 32.7	5.3 - 37.7
	Nom. Output kW	2.8 - 22.8	3.6 - 26.0	4.46 - 32.6
	Threshold l/min	2	2.5	2.5
	Flow rate ΔT 30°K l/min	11.3	14	16
	Flow rate ΔT 35°K l/min	10.3	12	13.7
Casing	Colour	Titanium White (RAL 9003)		
	Material	Powder coated galvanised steel		
CH connections	inch	3/4"	3/4"	3/4"
DHW connections	inch	1/2"	1/2"	1/2"
Gas connection	inch	3/4"	3/4"	3/4"
Sound power level	dB(A)	49	50	53
IP rating		IPX5D	IPX5D	IPX5D
Device type		C13, C33	C13, C33	C13, C33
Supply pressure	Natural gas (G20) mbar	20	20	20
	LPG (G31) mbar	37	37	37
Nox class		6	6	6
Flue gas connection		60/100	60/100	60/100
Maximum flue length, 60/100	Horizontal ^[1] m	8.1	7.0	7.0
	Vertical m	7.6	7.6	7.6
Maximum flue length, 80/125	Horizontal ^[1] m	26.2	33.6	33.6
	Vertical m	25.6	34.4	34.4
Power supply		1-phase / 230V / 50Hz		

Accessories:

Accessory Ref	Description	Trade Price
DRCONKITC2AB	Boiler Valve kit	£52.00
DRMOPISET06AA	24kW boiler copper tails	£22.00
DRMOPISET07AA	28-35kW boiler copper tails	£22.00
DRWTER60100AA	Horizontal flue kit 60/100 (D2CND)	£49.00
UK.FILLINGLOOP	Straight braided filling loop	£15.00
DOTROOMTHEAA	Daikin D2CND OpenTherm controller	£98.00
DRGATEWAYAA	Daikin D2CND LAN adapter	£92.00
150042	D2CND outdoor sensor	£17.00
DRCOVERPLATAA	Optional pipe cover plate for 24kW models	£32.00
DRCOVERPLA2AA	Optional pipe cover plate for 28 & 35kW models	£43.00
K.FERNOXTF1	Fernox magnetic filter 1"	£120.00
K.FERNOXTF1FL	Fernox magnetic filter 1" and F1 inhibitor fluid (500ml)	£141.00

Features:

- Compact and light solution with a low lift weight, from 27kg
- Available as 24, 28 & 35kW models
- High modulation range of 1:8, modulates down to 2.8kW
- Suitable for all installations, with inbuilt LPG conversion kit
- Can be installed as a system boiler, in S-plan(+) or Y-plan configurations

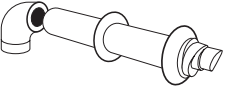
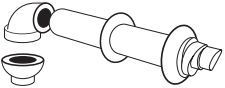
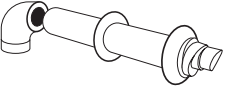
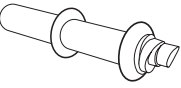

Notes:



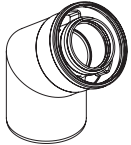
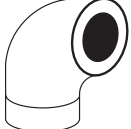
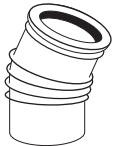

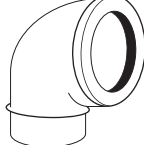
- Boiler, DRCONKITC2AB, DROPISET0(6/7)AA and UK.FILLINGLOOP is required to be ordered to have a complete system.
- Changes in parameter C3 adjusts fan speed, enabling longer flue runs. Refer to service manual for further details.

[1] Lengths include one 90° elbow.

Please make sure when ordering your boiler that you also order the boiler valve kit and the appropriate copper tail

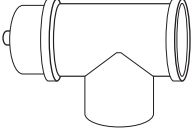
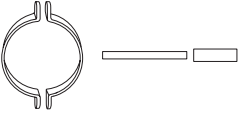
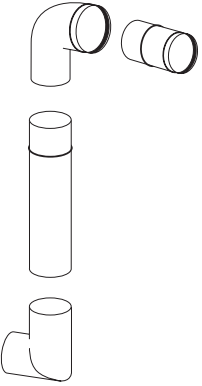
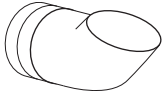
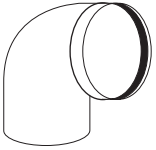
Flue Accessories (60/100)


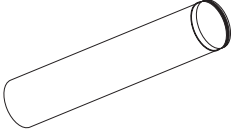
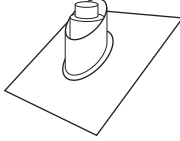
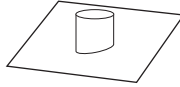


	Description	Quantity per pack	Part number	Trade Price
	Horizontal flue kit 60/100 (Hybrid)	1	EKFGP1292	£52.00
	Horizontal flue kit with low profile elbow 60/100 (Hybrid)	1	EKFGP1293	£66.00
	Horizontal flue kit 60/100 (D2CND)	1	DRWTER60100AA	£49.00
	Telescopic horizontal flue kit 60/100 (Terminal only) Must be ordered alongside connection elbow DR90ELBO60100AA for boiler or EKFGP4660 for hybrid	1	DRWTER60100AA	£33.00
	Vertical roof terminal 60/100	1	EKFGP6837	£77.00

	Description	Quantity per pack	Part number	Trade Price
	Extension 60/100 x 500mm	1	EKFGP4651	£31.00
	Extension 60/100 x 1000mm	1	EKFGP4652	£37.00
	Offset Elbow 60/100	1	EKFGP1289	£31.00
	Elbow 60/100, 87 degrees for D2CND flue turret	1	DRMEEA60100BA	£13.00
	Elbow 60/100, 30 degrees	1	EKFGP4664	£40.00
	Elbow 60/100, 45 degrees	1	EKFGP4661	£26.00
	Elbow 60/100, 87 degrees	1	EKFGP4660	£26.00




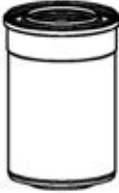
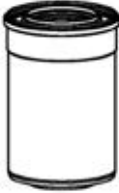

Daikin Altherma Hybrid Heat Pump System and Gas Boiler








Flue Accessories (60/100) (Continued)

	Description	Quantity per pack	Part number	Trade Price
	Tee with inspection panel 60/100	1	EKFGP4667	£105.00
	Wall bracket DN.100	1	EKFGP4631	£6.00
	Plume Management Kit (PMK)	1	EKFGP1294	£44.00
	Flue deflector	1	EKFGP1295	£14.00
	PMK elbow, 87 degrees	1	EKFGP1284	£12.00

	Description	Quantity per pack	Part number	Trade Price
	PMK elbow, 45 degrees	2	EKFGP1285	£22.00
	PMK extension, length 1000mm incl. bracket	1	EKFGP1286	£19.00
	Weather slate (plastic) 60/100 (25-45 degrees)	1	EKFGP7910	£33.00
	Weather slate 60/100 18-22 degrees	1	EKFGS0518	£117.00
	23-27 degrees	1	EKFGS0519	£117.00
	43-47 degrees	1	EKFGS0523	£117.00
	48-52 degrees	1	EKFGS0524	£117.00
	53-57 degrees	1	EKFGS0525	£117.00
	Weather slate flat aluminium 60/100	1	EKFGP6940	£22.00
	Weather slate flat aluminium 60/100 (0 - 15 degrees)	1	EKFGP1296	£63.00

Flue Accessories (80/125)

	Description	Quantity per pack	Part number	Trade Price
	60/100 to 80/125 Flue adapter	1	DRDECO80125BA	£14.00
	Horizontal wall terminal 80/125	1	EKFGW6359	£63.00
	Vertical roof terminal 80/125	1	EKFGP6864	£93.00
	Extension 80/125 0.5m	1	EKFGP4801	£38.00
	Extension 80/125 1m	1	EKFGP4802	£45.00
	Elbow 80/125 90°	1	EKFGP4810	£32.00

	Description	Quantity per pack	Part number	Trade Price	
	Elbow 80/125 45°	1	EKFGP4811	£32.00	
	Wall bracket 80/125	1	EKFGP4481	£15.00	
	Inspection elbow 80/125 90°	1	EKFGP4820	£129.00	
	Weather slate 80/125 18-22 degrees	1	EKFGT6300	£141.00	
	23-27 degrees	1	EKFGT6301	£141.00	
	24-45 degrees	1	EKFGP7909	£141.00	
	Weather slate flat roof aluminium DN80/125	0-15 degrees	1	EKFGP1297	£78.00

Daikin Altherma Heat Pump System

Hybrid Heat Pump Accessories


Accessory Ref	Description	Trade Price
Wall brackets		
K.CWBXL	Wall brackets for outdoor units (250kg, 660mm long)	£88.00
K.CWBXLSS	Wall brackets for outdoor units (250kg, 660mm long) - Stainless Steel model	£355.00
Condensate trays		
K.DT1	Condensate drip tray (800 x 400 x 50mm)	£68.00
K.DT2	Condensate drip tray (1100 x 400 x 25mm)	£75.00
Flexi-feet		
K.FF600S	Pair of flexi-feet (Standard) to mount the outdoor unit	£58.00
K.FF600ASN	Pair of flexi-feet (Narrow) to mount the outdoor unit	£60.00
K.DTFB	Floor bracket kit to mount drip tray to flexi-feet	£51.00
Flexi-hoses		
K.HOSE500	Pair of flexible hoses (Length 500mm, 19mm tough PVC coat insulation, 1" FBSP, 28mm compression)	£70.00
K.HOSE750	Pair of flexible hoses (Length 750mm, 19mm tough PVC coat insulation, 1" FBSP, 28mm compression)	£87.00
K.HOSE750EL	Pair of flexible hoses with elbow (Length 750mm, 19mm tough PVC coat insulation, 1" FBSP, 28mm compression)	£125.00
Protective guards		
K.CGM	Outdoor unit guard for single fan outdoor units	£388.00
K.CGFP	Front/Back panel for use with K.CGM	£117.00
K.CGBPML	Top/Bottom panel for use with K.CGM/L	£79.00
K.CGSIDE	Partial guard to protect side coil	£187.00
Third party cylinder connection kits		
EKHY3PART2	Third party tank connection kit for third party thermostat - 3 way valve and wiring harness	£229.00
EKHY3PART	Third party tank connection kit for dry pocket – 3 way valve and pocket sensor	£189.00
EKUMBPART	Third party tank connection kit for dry pocket – Contactor, 3 way valve and pocket sensor	£219.00
Other		
K.SLEEVE	Through wall insulation suitable for 22 & 28mm pipe (19mm tough PVC coat insulation)	£40.00
K.HEATMET	Heat meter for domestic RHI (for Altherma hybrid only)	£223.00
	MID Class 3 heat meter delivered with body, digital interface and 2 x flow temperature sensors	
K.ELECMETV	Electric meter for domestic RHI - Single-phase (Metering for performance compliant)	£141.00
	MID Class A electric meter to measure the electricity consumption of the Daikin Altherma heat pump	
K.ELECMETW	Electric meter for domestic RHI - Three-phase (Metering for performance compliant)	£254.00
	MID Class A electric meter to measure the electricity consumption of the Daikin Altherma heat pump	
RHEATMETH	Heat meter for domestic RHI (for Altherma hybrid only)	£223.00
	M-Bus enabled for Daikin remote monitoring cloud using RGATEWAY and RELECMETV	
	MID Class 3 heat meter delivered with body, digital interface and 2 x flow temperature sensors	
RELECMETV	Electric meter for domestic RHI (for Altherma hybrid only)	£164.00
	M-Bus enabled for Daikin remote monitoring cloud using RGATEWAY and RHEATMETH	
	MID Class A electric meter to measure the electricity consumption of the Daikin Altherma heat pump	
RGATEWAY	Communication Gateway for domestic RHI (for Altherma hybrid only)	£305.00
	M-Bus enabled for Daikin remote monitoring cloud using RHEATMETH and RELECMETV	
	Permanant internet connection required via a third party local router	

Compatibility Table

	R410a Hybrid	R32 Hybrid
Wall brackets		
K.CWBXL	✓	✓
K.CWBXLSS	✓	✓
Condensate trays		
K.DT1	✓	✓
K.DT2	✓	✓
Flexi-feet		
K.FF600S	✓	✓
K.FF600ASN	✓	✓
K.DTFB	✓	✓
Flexi-hoses		
K.HOSE500		✓
K.HOSE750		✓
K.HOSE750EL		✓
Protective guards		
K.CGM	✓	✓
K.CGFP	✓	✓
K.CGBPML	✓	✓
K.CGSIDE	✓	
Third party cylinder connection kits		
EKHY3PART2	✓	✓
EKHY3PART	✓	✓
EKUMBPART	✓	✓
Other		
K.SLEEVE	✓	✓
K.HEATMET	✓	✓
K.ELECMETV	✓	✓
K.ELECMETW	✓	✓
RHEATMETH	✓	✓
RELECMETV	✓	✓
RGATEWAY	✓	✓

Hello Madoka.

The beauty of simplicity



White RAL 9003 (glossy)

BRC1HHDW



Silver RAL 9006 (metallic)

BRC1HHDS



Black RAL 9005 (matt)

BRC1HHDK

Madoka for Heating

guarantees comfort, intuitively

Available in three attractive colours, Madoka adds style and sophistication to any interior space. Measuring just 85 x 85 mm, Madoka is an extremely compact, wired remote controller.

Madoka combines refinement and simplicity. The intuitive touch button control enlarges the display and makes Madoka both easy and enjoyable to use.

Increase end-user energy savings even further, thanks to the smart modulating room control. This function ensures a more stable room temperature by lowering or raising the water temperatures depending on room temperature requirements and reducing on/off cycling times.



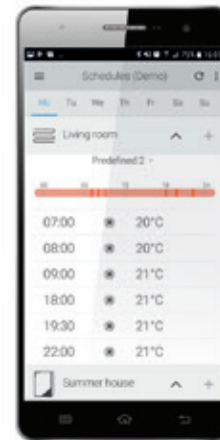
reddot award 2018
winner



Part Number		BRC1HHDS	BRC1HHDW	BRC1HHDK
Trade Unit Price		£92.00	£92.00	£92.00
Casing	Colour	Silver	White	Black
Dimensions	Height x Width x Depth	85 x 85 x 25	85 x 85 x 25	85 x 85 x 25
Weight	Unit	0.11	0.11	0.11
LCD	Type	100 x 150 dots	100 x 150 dots	100 x 150 dots
	Dimensions	40.7 x 28	40.7 x 28	40.7 x 28
	Back light	White	White	White
Ambient temperature	Operation range	-10 ~ 50	-10 ~ 50	-10 ~ 50
	Relative humidity	95	95	95
Wiring connections	Type of wires	Sheathed vinyl cord or cable	Sheathed vinyl cord or cable	Sheathed vinyl cord or cable
	Cable size	0.75 - 1.25	0.75 - 1.25	0.75 - 1.25
	Max. wiring length	500	500	500

Daikin Onecta App

Always in control of your heating - any time, anywhere



onecta



Take control with the Daikin Onecta App

- › Monitor, adjust and schedule both your space heating and domestic hot water via an easy-to-use smart device app
- › Review your heat pump energy consumption to increase your savings*
- › Control multiple units at different locations from the single app, including system status and operating mode reporting

Compatibility Table		LAN Adaptor BRP069A62	WLAN Cartridge BRP069A78	LAN Adaptor 2* BRP069A71
Function	Daikin ONECTA App	✓		
	Monobloc 5 - 16kW	✓		
	Low Temperature R Split 4-8kW (R32)**		✓	✓
	Low Temperature R Split 11-16kW (R410A)	✓		
	Low Temperature R Split 11-16kW (R32)		✓	✓
Compatibility	Low Temperature H Split 11-16kW (R32)	✓		
	High Temperature H Split 8-12kW (R32)**		✓	✓
	High Temperature H Split 14-18kW (R32)**		✓	✓
	Hybrid 5-8kW (R410a)	✓		
	Hybrid Monobloc 4kW (R32)	✓		
	Monobloc 9-16kW (R32)		✓	
Trade Price		£157.00	£31.00	£35.00

Specification (BRP069A62/71)	
Installation	Indoors
Max. Humidity	95%
Operating Temp.	5 to 35 °C
Connection	LAN via Ethernet Cable
Power Source	P1 / P2 Controller
Height	mm 123
Length	mm 208
Depth	mm 40

Notes:

* A WLAN cartridge (to be plugged into the MMI) is delivered as indoor unit accessory for these products. Alternatively (e.g. in case of weak signal strength), you can install the optional wireless LAN module BRP069A71.

** BRP069A78 WLAN Cartridge is supplied with the product.

* Energy monitoring is only possible with T07 software and D series units

Gateways / cascade control



Compatibility and Function Table			I/O Gateway	Modbus Gateway
			DCOM-LT/MB	DCOM-LT/IO
Function	Modbus		✓	
	Sequencer mode			✓
	Voltage control			✓
	Resistance control			✓
	Smart grid			✓
	Output relays			✓
Compatibility	Daikin Altherma Hybrid Monobloc	EJHA-A	✓	✓
	Daikin Altherma R Hybrid	EVLQ-C	✓	✓
	Daikin Altherma 3 H Split	EPGA-D	✓	✓
	Daikin Altherma 3 H HT Split	EPRA-D	✓	✓
	Daikin Altherma R32 R Split	ERLA-D	✓	✓
	Daikin Altherma R Split	ERLQ-C	✓	✓
	Daikin Altherma Monobloc	EDLQ-C	✓	✓
	Daikin Altherma 3 Monobloc	ED(B)LA-D	✓	✓
	Daikin Altherma 3 R Split	ERGA-E		
	Daikin Altherma 3 WS	EGSHA-D	✓	✓
Trade Price			£260.00	£266.00

Specification		
Installation		Indoor DIN rail
Max. Humidity		90%
Operating Temp.		0 to 55 °C
Power supply		15-24VDC 120mA
Networks		P1/P2
		RS485
		Modbus
Inputs		Resistive: 12VDC, max 20mA
		Voltage: 0-10V, impedance 345kΩ
Outputs		230VAC, 3A resistive
		30VDC, 3A resistive
Height	mm	110
Length	mm	88
Depth	mm	32

Daikin Altherma HPC

Heat pump convector

Heat pump convectors (HPC) can provide both heating and cooling. When used with the Daikin Altherma heat pump, they offer a highly efficient solution.

By providing cooling and heating, Daikin Altherma HPC is combinable with underfloor piping and can replace outdated radiators. The unit is available in three models (floor standing, wall mounted and concealed) and fits in any bedroom or living room thanks to its silent operation.

A heat pump convector creates the same room temperature as a traditional radiator, but with lower water temperatures in the radiator. In the long run, it contributes to direct energy savings for users.

- › Optimised for new build houses
- › Can be selected at low water temperature (35°C), which makes it ideal for heat pump applications

Due to the growing demand for highly insulated buildings and the extra demand for conditioned (heated or cooled) Fresh Air (FA), some new options have been added to our range of Heat Pump Convectors (HPC) FWXV.

Indoor air quality (IAQ) control through the FWXV is the first step towards a complete integrated and conditioned HVAC system using our FWXV models. It can be controlled room by room.

The new options (damper kit EKFC80 and wall hung control with IAQ sensor EKWHCTRL1A) for the FWXV offer the following benefits:

- › Optimised for new build houses
- › Can be selected at low water temperature (35°C), which makes it ideal for heat pump applications



Slim Design



Fast & High Capacity



Discreet



DC Inverter



Wide Choice of Controls



Modular Airflow



reddot winner 2020

FWXV-ATV3(R)

Floor Mounted HPC



Left Configuration				FWXV10ABTV3	FWXV15ABTV3	FWXV20ABTV3	
Right Configuration				FWXV10ABTV3R	FWXV15ABTV3R	FWXV20ABTV3R	
Function				Heating and Cooling*		Heating and Cooling*	
Heating capacity	at 45/40°C	Max.	kW	2.18	3.11	3.88	
	at 35/30°C	Max.	kW	1.14	1.73	2.15	
Cooling capacity	at 7/12°C	Max.	kW	1.77	2.89	3.20	
	at 7/12°C	Max.	kW	1.33	2.10	1.78	
Power input		Max.	W	20	20	30	
Dimensions	Height x Width x Depth		mm	601 x 999 x 135	601 x 1200 x 135	601 x 1400 x 135	
Weight			kg	20	23	26	
Water Pipe connections			inch	3/4" Male Eurocone	3/4" Male Eurocone	3/4" Male Eurocone	
Sound pressure level		Min.	dBA	20	22	23	
		Max.	dBA	42	44	46	
Operating Range	Heating	Min.	°C	30	30	30	
		Max.	°C	85	85	85	
	Cooling	Min.	°C	5	5	5	
		Max.	°C	18	18	18	
Power supply	Phase/Voltage/Frequency			1-phase / 230V / 50Hz	1-phase / 230V / 50Hz	1-phase / 230V / 50Hz	
Running Current		Max.	A	0.2	0.2	0.3	
Colour				RAL 9003	RAL 9003	RAL 9003	
Trade Price	Left Configuration			£409.00	£507.00	£577.00	
	Right Configuration			£409.00	£507.00	£577.00	

For options and accessories please refer to page 257

FWXT-ATV3(C)(L)

Wall Mounted HPC



Right Configuration				FWXT10ABTV3	FWXT15ABTV3	FWXT20ABTV3	
Left Configuration				FWXT10ABTV3L	FWXT15ABTV3L	FWXT20ABTV3L	
Right Configuration including IR remote				FWXT10ABTV3C	FWXT15ABTV3C	FWXT20ABTV3C	
Left Configuration including IR remote				FWXT10ABTV3CL	FWXT15ABTV3CL	FWXT20ABTV3CL	
Function				Heating and Cooling*		Heating and Cooling*	
Heating capacity	at 45/40°C	Max.	kW	1.27	1.80	2.60	
	at 35/30°C	Max.	kW	0.66	1.00	1.44	
Cooling capacity	at 7/12°C	Max.	kW	1.07	1.65	2.31	
	at 7/12°C	Max.	kW	0.95	1.49	1.94	
Power input		Max.	W	10	10	20	
Dimensions	Height x Width x Depth		mm	335 x 902 x 128	335 x 1100 x 128	335 x 1300 x 128	
Weight			kg	14	16	19	
Water Pipe connections			inch	3/4" Male Eurocone	3/4" Male Eurocone	3/4" Male Eurocone	
Sound pressure level		Min.	dBA	25	25	26	
		Max.	dBA	40	42	43	
Operating Range	Heating	Min.	°C	30	30	30	
		Max.	°C	85	85	85	
	Cooling	Min.	°C	5	5	5	
		Max.	°C	18	18	18	
Power supply	Phase/Voltage/Frequency			1-phase / 230V / 50Hz	1-phase / 230V / 50Hz	1-phase / 230V / 50Hz	
Running Current		Max.	A	0.2	0.2	0.2	
Colour				RAL 9003	RAL 9003	RAL 9003	
Trade Price	Right Configuration			£467.00	£517.00	£561.00	
	Left Configuration			£467.00	£517.00	£561.00	
	Right Configuration including IR remote			£458.00	£506.00	£556.00	
	Left Configuration including IR remote			£458.00	£506.00	£556.00	

For options and accessories please refer to page 257

FWXM-ATV3(R)

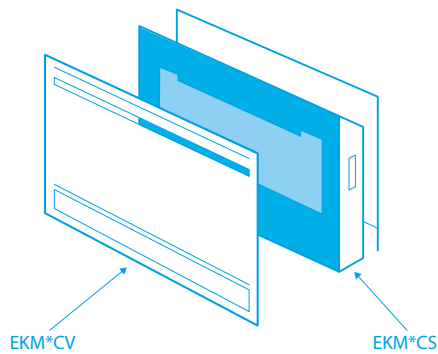
Concealed HPC



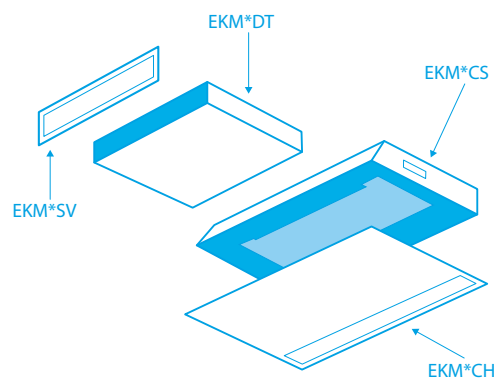
Left Configuration				FWXM10ATV3	FWXM15ATV3	FWXM20ATV3
Right Configuration				FWXM10ATV3R	FWXM15ATV3R	FWXM20ATV3R
Description				Concealed Models	Concealed Models	Concealed Models
Function				Heating and Cooling*	Heating and Cooling*	Heating and Cooling*
Heating capacity	at 45/40°C	Max.	kW	2.18	3.11	3.88
	at 35/30°C	Max.	kW	1.14	1.73	2.15
Cooling capacity	at 7/12°C	Max.	kW	1.77	2.89	3.20
	at 7/12°C	Max.	kW	1.33	2.10	1.78
Power input		Max.	W	20	20	30
Dimensions	Height x Width x Depth		mm	576 x 725 x 126	576 x 925 x 126	576 x 1125 x 126
Weight			kg	12	15	18
Water Pipe connections			inch	3/4" Male Eurocone	3/4" Male Eurocone	3/4" Male Eurocone
Sound pressure level		Min.	dBA	25	26	26
		Max.	dBA	42	44	46
Operating Range	Heating	Min.	°C	30	30	30
		Max.	°C	85	85	85
	Cooling	Min.	°C	5	5	5
		Max.	°C	18	18	18
Power supply	Phase/Voltage/Frequency			1-phase / 230V / 50Hz	1-phase / 230V / 50Hz	1-phase / 230V / 50Hz
Running Current		Max.	A	0.2	0.2	0.3
Trade Price	Left Configuration			£275.00	£324.00	£370.00
	Right Configuration			£275.00	£324.00	£370.00

* Pricing for core module only - refer to the accessory page 257 for full panel customisation

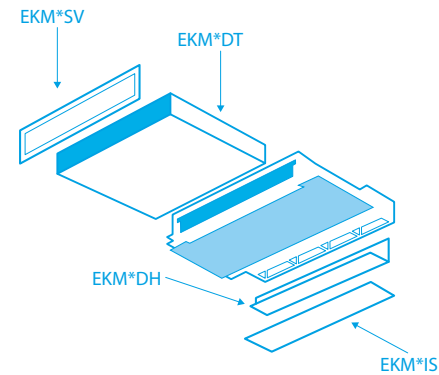
Installation: Options



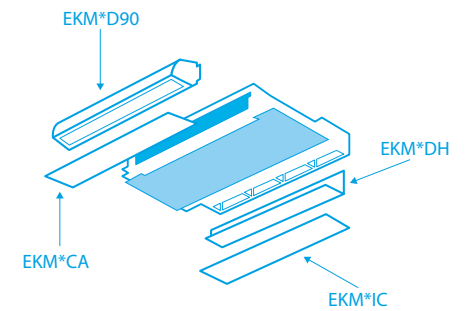
TYPE A
Vertical, in wall.



TYPE B
Horizontal, in ceiling. Console installation with full metal cover.









































TYPE C
Horizontal, in ceiling. Console installation with intake grill.



TYPE D
Horizontal, in ceiling. Flat installation with intake grill.

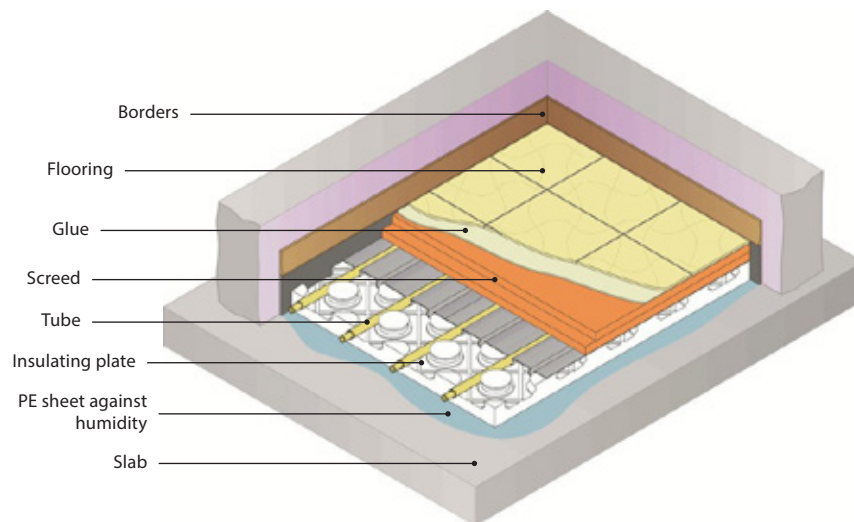
HPC Accessories

																										
		EKRTCRL1	EKRTCRL2	EKPCB0	EKWHCTRL1	EKWHCTRL1A	EKFCDB0	EKWHCTRL0	EKPCB45	EKPCB10	EKFA	EK2VK0	EKT2VK0	EK3VK1	EKT3VK1	EKEUR90	EKDIST	EKM10COH	EKM15COH	EKM20COH	EKM10CS	EKM15CS	EKM20CS	EKM10CH	EKM15CH	EKM20CH
	FWXM10ATV3(R)			•	•			•	•	•		•	•	•	•	•					•			•		
	FWXM15ATV3(R)			•	•			•	•	•		•	•	•	•	•	•					•		•		
	FWXM20ATV3(R)			•	•			•	•	•		•	•	•	•	•	•						•			•
	FWXV10ABTV3(R)	•	•	•	•	•	•	•	•	•	•	•	•	•	•	•	•	•								
	FWXV15ABTV3(R)	•	•	•	•	•	•	•	•	•	•	•	•	•	•	•	•	•	•							
	FWXV20ABTV3(R)	•	•	•	•	•	•	•	•	•	•	•	•	•	•	•	•	•	•	•						
	FWXT10ABTV3(L)				•			•					•		•											
	FWXT15ABTV3(L)				•			•					•		•											
	FWXT20ABTV3(L)				•			•					•		•											
	FWXT10ABTV3C(L)												•		•											
	FWXT15ABTV3C(L)												•		•											
	FWXT20ABTV3C(L)												•		•											
Trade Price		£120.00	£92.00	£55.00	£71.00	£105.00	£51.00	£92.00	£41.00	£41.00	£55.00	£92.00	£84.00	£113.00	£106.00	£13.00	£13.00	£33.00	£37.00	£49.00	£69.00	£79.00	£84.00	£150.00	£172.00	£186.00

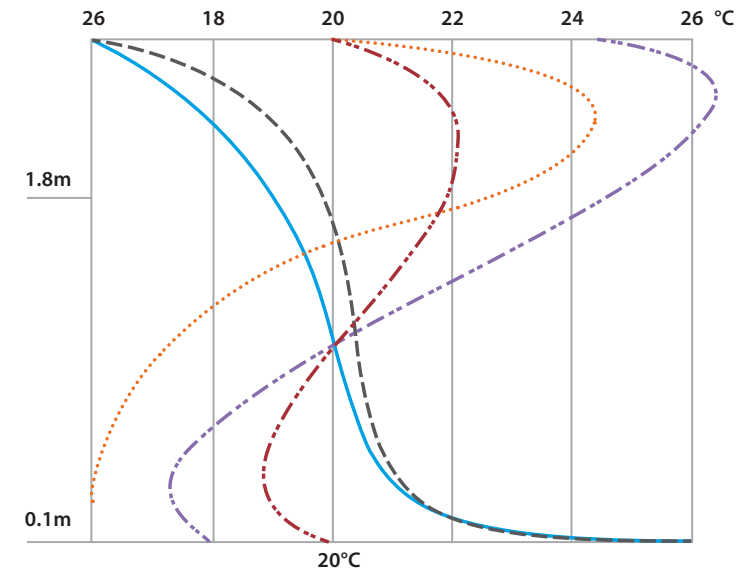
																										
		EKM10CV	EKM15CV	EKM20CV	EKM10DH	EKM15DH	EKM20DH	EKM10D90	EKM15D90	EKM20D90	EKM10DT	EKM15DT	EKM20DT	EKM10IS	EKM15IS	EKM20IS	EKM10SV	EKM15SV	EKM20SV	EKM10IC	EKM15IC	EKM20IC	EKM10CA	EKM15CA	EKM20CA	
	FWXM10ATV3(R)	•			•			•			•			•			•			•			•			
	FWXM15ATV3(R)		•			•			•			•			•			•			•		•			
	FWXM20ATV3(R)			•			•			•			•			•			•			•			•	
	FWXV10ABTV3(R)																									
	FWXV15ABTV3(R)																									
	FWXV20ABTV3(R)																									
	FWXT10ABTV3(L)																									
	FWXT15ABTV3(L)																									
	FWXT20ABTV3(L)																									
	FWXT10ABTV3C(L)																									
	FWXT15ABTV3C(L)																									
	FWXT20ABTV3C(L)																									
Trade Price		£150.00	£172.00	£186.00	£31.00	£33.00	£39.00	£31.00	£37.00	£39.00	£68.00	£79.00	£92.00	£79.00	£92.00	£106.00	£92.00	£114.00	£136.00	£64.00	£69.00	£79.00	£57.00	£64.00	£69.00	

Underfloor Heating

By using underfloor heating as a heat emitter, heat is released into the space via a network of tubes. The tubes or underfloor heating pipes are embedded in the concrete slab. Hot water is supplied through these tubes or pipes, which will emit heat and heat the space. Water is typically heated by a heat generator such as ASHP or a boiler.



Underfloor heating has several advantages to offer the user. For a start, it is energy efficient, as the required leaving water temperature is much lower compared to other types of heat emitters. It is also comfortable for the user. The heat is uniformly produced throughout the space and is distributed vertically right from the bottom of the room, which means no cold feet. Underfloor heating is quiet in operation and aesthetically pleasing. In addition to this, UFH saves plenty of space as it replaces large fan coils or radiators.





- perfect profile
- - - simple radiators, situated by external walls
- . . . simple radiators, situated by internal walls
- . - . air heating
- - - underfloor heating




For information on Daikin's underfloor heating design process, go to page 261

Underfloor Heating Pipes

Monopex heating pipes: Thick-walled, linked basic PE-X pipe with oxygen-tight barrier for Monopex low temperature underfloor heating systems.

	Description	Length	Part number	Trade Price
	Monopex 14 PE-X 14 x 2 OD For Monopex underfloor heating system	120m	EMOPX14120A	£63.00
	Monopex 17 PE-X 17 x 2 OD For Monopex underfloor heating system	120m	EMOPX17120A	£143.00
		240m	EMOPX17240A	£286.00




DUO heating pipes: Thick-walled linked PE-X basic pipe, with oxygen-tight barrier, and additional highly flexible PE ribbed pipe. For underfloor heating systems operated in direct combination with other heating surfaces, e.g. radiators.

	Description	Length	Part number	Trade Price
	DUO 17 PE-X 17/12 x 2 OD For system 70 underfloor heating & heating radiator connection Outer pipe Ø 17mm Inner pipe 12 x 2mm	240m	EMOPXDUO17240A	£466.00
	DUO 17 ALU PE-X 17/12 x 2 OD With aluminium coating and PE external layer. For system 70 radiator connection and underfloor heating Outer pipe Ø 17mm Inner pipe 12 x 2mm	120m	EMOPXDUA17120A	£185.00
		240m	EMOPXDUA17240A	£349.00
	DUO 25 PE-X 25/18 x 2 OD For system 70 industrial underfloor heating	200m	EMOPXDUO25200A	£296.00



Underfloor Heating System

Manifolds


RMX manifold (plastic): RMX heating circuit manifold, for underfloor heating systems and radiators. Suitable for the smallest fitting heights. Buy clamping ring sets separately to suit pipe.

	Description	Quantity per pack	Part number	Trade Price
	Manifold RMX 2-port	1	ECOLLECTRMX2A	£102.00
	Manifold RMX 3-port	1	ECOLLECTRMX3A	£118.00
	Manifold RMX 4-port	1	ECOLLECTRMX4A	£143.00
	Manifold RMX 5-port	1	ECOLLECTRMX5A	£161.00
	Manifold RMX 6-port	1	ECOLLECTRMX6A	£185.00
	Manifold RMX 7-port	1	ECOLLECTRMX7A	£203.00
	Manifold RMX 8-port	1	ECOLLECTRMX8A	£222.00
	Manifold RMX 9-port	1	ECOLLECTRMX9A	£245.00
	Manifold RMX 10-port	1	ECOLLECTRMX10A	£270.00
	Manifold RMX 11-port	1	ECOLLECTRMX11A	£305.00
	Manifold RMX 12-port	1	ECOLLECTRMX12A	£330.00
		RMX actuator (230V) Actuator for RMX manifold and kombi box	1	EKWCVATR1V3
	Extension Set for Manifold One-zone extension	1	EXTENSIONZONEA	£26.00




Clamping ring set on RMX heating circuit manifold for flow and return per heating circuit

	RMX connection set ring Monopex 14 x 2	2	ESERIMOPX14A	£7.00
	RMX connection set DUO17	2	ESERIMOPXDU17A	£8.00
	RMX connection set Monopex 17	2	ESERIMOPX17A	£7.00
	RMX connection set DUO25	2	ESERIMOPXDU25A	£7.00
	RMX connection set Monopex 20	2	ESERIMOPX20A	£7.00
	RMX manifold isolating valves 1"	2	ESHUTOFVALVEA	£25.00

RMV manifold (stainless steel)

	Description	Quantity per pack	Part number	Trade Price
	Manifold RMV 2-port	1	ECOLLECTRMV2A	£129.00
	Manifold RMV 3-port	1	ECOLLECTRMV3A	£148.00
	Manifold RMV 4-port	1	ECOLLECTRMV4A	£179.00
	Manifold RMV 5-port	1	ECOLLECTRMV5A	£201.00
	Manifold RMV 6-port	1	ECOLLECTRMV6A	£231.00
	Manifold RMV 7-port	1	ECOLLECTRMV7A	£254.00
	Manifold RMV 8-port	1	ECOLLECTRMV8A	£278.00
	Manifold RMV 9-port	1	ECOLLECTRMV9A	£309.00
	Manifold RMV 10-port	1	ECOLLECTRMV10A	£338.00
	Manifold RMV 11-port	1	ECOLLECTRMV11A	£381.00
	Manifold RMV 12-port	1	ECOLLECTRMV12A	£413.00

Manifold Accessories

	Description	Quantity per pack	Part number	Trade Price
	Coupling nipple (3/4") for combination with 1703** clamping ring sets	2	ECLUTCHNIPSKUA	£8.00
	Connection nipple (3/4" PEX x 1/2" male) for combination with 1703** clamping ring sets	2	EAIPEXCOUPLINA	£6.00
	On-wall Manifold cabinet up to 7-port	1	EOWHV7RX7RV6A	£132.00
	On-wall Manifold cabinet up to 10-port	1	EOWH10RX10R9A	£143.00
	ON-wall Manifold cabinet up to 14-port	1	EOWH14RX14R12A	£169.00

Underfloor Heating (UFH) System Design Process

To prepare an accurate bill of materials and quotation for your underfloor heating project, we need to carry out a detailed UFH system design. This will take account of parameters including room heat losses, water flow temperature, floor construction, floor coverings and preferred manifold positions.





If you require an UFH system design, please contact your sales representative or your local branch for assistance. To enable us to carry out the UFH design, you will need to submit:


- › Autocad drawings – floor plans and elevations
- › Completed Daikin UFH design request form (available from your local branch)

Once you have placed an order for the UFH materials, we will send you the UFH system design for your approval prior to shipping the materials.

Underfloor Heating System



Insulating Strips and Installation Accessories

	Description	Quantity per pack	Part number	Trade Price
	Tacker gun Tacker gun for 60mm pipe staples. The tacker gun can be used to secure pipe directly to floor insulation	1	ESYSTACERSTACA	£328.00
	Pipe staples 60mm pipe staples for use with tacker gun (171134) and high density insulation with DPM	300	ETACKERNAIL60A	£26.00
	Edging strip For cement or anhydrite screed. PE foam with welded foil, height 150mm, 8mm thick	25m	ESIDESTRIPRDSA	£14.00
	Pipe bend This is recommended to facilitate the bend of the pipe up-to the manifold	10	EPIPEBEND1418A For Ø 14-18mm	£15.00
			EPIPEBEND2022A For Ø 20-22mm	£19.00

	Description	Quantity per pack	Part number	Trade Price
	Protect Integral system for floor (Egg Crate floor panel) For cement or anhydrite screed. PE foam with welded foil, height 150mm, 8mm thick	1	EPROTECT11A 1pc = 14.56m ²	£100.00


Underfloor Heating Room Controls **Basic Range**

Note: Cannot be combined with advanced range (see page 264)

	Description	Quantity per pack	Part number	Trade Price
	Wired Thermostat (digital) Digital room thermostat with back-lit display (230V)	1	EKWCTRDI1V3	£51.00
	Wired Thermostat (analog) Analog room thermostat with dial (230V)	1	EKWCTTRAN1V3	£30.00

Wiring Centre **Basic Range**

Note: Cannot be combined with advanced range (see page 264)


	Description	Quantity per pack	Part number	Trade Price
	Basic range wiring centre <ul style="list-style-type: none"> - Maximum 10 zones and 18 loop actuators - Heating and cooling changeover input - External setback input - Pump/demand interlock relay - Din rail or wall mountable 	1	EKWUFHTA1V3	£101.00

Underfloor Heating System

Underfloor Heating Room Controls **Advanced Range**

Modern aesthetics, easy to install and greater user comfort



Note: Cannot be combined with basic range (see page 263)



	Description	Quantity per pack	Part number	Trade Price
	Room thermostat (wired) - Electronic room temperature control (5V) - Adjustment range 5-26°C - Display of heating and cooling mode (red and blue LED)	1	EKW175139	£25.00

Wiring Centres and Accessories **Advanced Range**

Modern aesthetics, easy to install and greater user comfort

Note: Cannot be combined with basic range (see page 257)

	Description	Quantity per pack	Part number	Trade Price
	Wiring centre - 6 channels - 4 actuators (230 V) per channel - Automatic heating/cooling switchover DIN rail field supplied	1	EKW175140	£150.00
	Wiring centre - 2 channels - 4 actuators (230 V) per channel - Automatic heating/cooling switchover DIN rail field supplied	1	EKW175141	£74.00

	Description	Quantity per pack	Part number	Trade Price
	Wiring centre power module To supply power to the wiring centres, including: - Pump input/output for heating and cooling DIN rail field supplied	1	EKW175137	£138.00
	Wiring centre clock module - Removable clock module - 2 setback timers for heating circuits Note: To be combined with the wiring centre power module	1	EKW175138	£74.00

Warranties

Product	Daikin Sustainable Home Installer	Daikin Sustainable Home Expert	Daikin Sustainable Home Centre	End User
DOMESTIC HEATING EQUIPMENT (Equipment only sold to contractors that have completed the relevant Daikin UK training courses and in agreement with Daikin UK)				
Altherma Outdoor Unit	3	5	5	Linked to Installer (Additional warranty up to 7 years can be purchased)
Altherma Hydro Box	3	5	5	Linked to Installer (Additional warranty up to 7 years can be purchased)
Altherma domestic hot water cylinder	3	5	5	Linked to Installer (Additional warranty up to 7 years can be purchased)
Altherma Hybrid	5	7	7	Linked to Installer (Additional warranty up to 7 years can be purchased)
Daikin Manufactured Heating Accessories	3	5	5	Linked to Installer (Additional warranty up to 7 years can be purchased)
Non Daikin Manufactured Heating Accessories	3	5	5	Linked to Installer (Additional warranty up to 7 years can be purchased)
Heat Pump Convectors	3	5	5	Linked to Installer (Additional warranty up to 7 years can be purchased)
Chilled water fan coils	3	5	5	Linked to Installer (Additional warranty up to 7 years can be purchased)
OTHER ITEMS				
SPARE PARTS	1	1	1	Installer Warranty
AIR PURIFIER	1	1	1	Installer Warranty
AIR CONDITIONING EQUIPMENT				
Split & Sky Air systems (Matched Pairs only)	3	3	3	Installer Warranty
High Sensible Sky Air Split Systems (Advertised)	3	3	3	Installer Warranty
Mis Matched High (Sensible combinations only)	3	3	3	Installer Warranty
Multi Split Systems (Standard combinations only)	3	3	3	Installer Warranty
VAM / VKM Total heat exchangers	3	3	3	Installer Warranty
RESIDENTIAL VENTILATION				
DUCO	3	3	3	Installer Warranty
COMMERCIAL HEATING EQUIPMENT (Equipment only sold to contractors that have completed the relevant Daikin UK training courses and in agreement with Daikin UK)				
WS Collective	1 year if commissioned by D1/D1+ or designated M&E 3 Years if commissioned by by Daikin UK 5 Years if commissioned with Daikin Service Contract		1 Year if commissioned by Ci 3 Years if commissioned by Daikin UK	1 Year if commissioned by contractor 3 Years if commissioned by Daikin UK
Flex outdoor unit	3 Years if commissioned by D1 or D1+ 5 Years if commissioned by Daikin UK		1 Year if commissioned by Ci 3 Years if commissioned by Daikin UK	1 Year if commissioned by contractor 3 Years if commissioned by Daikin UK

Notes:

End User Warranty:

- › Daikin Altherma systems come with an extended end user warranty, as long as they are registered by the installer on Stand By Me within 12 months of commissioning. If the system is not registered on Stand By Me within this time, the homeowner will only receive the standard 1 year warranty. For full Terms and Conditions of the warranty policy please go to standbyme.daikin.co.uk/en
- › For every installation you register on Stand By Me, you'll gain additional contributions to your Business Development fund, which you can redeem on the Sustainable Home Network portal at sustainablehomenetwork.daikin.co.uk. Or your customer can register their warranty directly (although you won't gain a contribution to your business development fund). As soon as you've commissioned the system, they will receive a code via email so they can register the warranty themselves. Your project database will show you if the end-user has completed the warranty registration and the length of time remaining on their warranty.
- › Warranty on air conditioning equipment is applicable to Sustainable Home Installer/ Sustainable Home Expert/ Sustainable Home Centre
- › DUCO Residential Ventilation system can also convert to an end user warranty if registered on SBM and linked to the installer



Daikin UK Price Book 2022


Applied

Daikin Chillers and Condensing Units	268
Daikin Fan Coil Units	290
Daikin Modular Air Handling Units	300
Daikin Service for Applied Products	305

Save energy with Daikin 'Total Inverter Solutions'



INVERTER



INVERTER



INVERTER

Daikin Chillers



Whatever your needs in climate control or process chilling, Daikin's range of chillers offer the solution. We provide systems for many settings, from factories and warehouses to hotels and department stores, and even district cooling for residential applications.

Daikin's ranges of air-cooled and water-cooled chillers are designed to suit every application – large or small – offering the ultimate in flexibility and control. The unique combination of advanced technology, experience and reliability make Daikin chillers the ideal choice.

Daikin chillers have nominal cooling capacities of 5kW to 2,148kW (air-cooled) or 13kW to 2,173kW (water-cooled).

Worldwide experience

As a global leader in HVAC solutions, Daikin has the world's most advanced facilities in air conditioning research and development. This means we can manufacture all main chiller components (compressors, fans, condenser coils, software) in-house.

Highest efficiency

Using the latest technology, Daikin achieves industry-leading efficiency and energy-saving operation for outstanding cost-saving performance.

- › Lowest total cost of ownership
- › Fast payback time
- › Environment-friendly solutions

Quality and reliability

- › Zero defect policy ensures quality of components and finished products
- › All chillers factory run and subjected to quality audit before shipment
- › Eurovent and AHRI certification

High Efficiency Inverter Chiller Ranges



Why break from tradition?

- › Seasonal efficiency
- › Seasonal quietness
- › Low starting currents
- › Available with HFC R-134a, Low GWP HFO R1234ze(E) or HFO blend R-513A



R-134a Reclaimed Refrigerant



Benefits for the installer

- › Factory leak-tested and pre-charged
- › High serviceability
- › User-friendly smart controls which can be integrated easily with building management systems

Benefits for the consultant

- › Multiple options available, e.g. rapid restart, variable speed water pumps, smart energy meter, EC fans
- › Ideal for both new and retrofit projects: same footprints of non-inverter unit with higher efficiencies and performance

Benefits for the end user

- › Rapid payback of three years for comfort cooling applications
- › 50% reduction of energy consumption
- › Designed for sound-sensitive environments

High efficiencies both at full load and part load

- › Daikin compressor with in-built inverter and Variable Volume Ratio (VVR) for optimised efficiency
- › In-house developed software with dynamic condensing pressure management and innovative economiser control logic

Rapid return on investment

- › Payback of three years, compared to a non-inverter unit for comfort cooling applications
- › Less than one year for process cooling applications

Perfect comfort level

- › Infinitely variable load regulation
- › Precise leaving water temperature control thanks to stepless regulation

Compact design

- › More compact heat exchanger with superior efficiencies
- › Reduced electrical panel dimensions thanks to the compressor-mounted inverter



Product Overview

Air Cooled Chillers and Condensing Units

Mini chillers

Ideal for residential applications, Daikin mini chillers are equipped with an inverter swing or scroll compressor allowing a smooth, more reliable and energy-efficient operation with low noise levels and class-leading ESEERs.

Air cooled scroll chillers

Daikin scroll chillers are designed for small and medium cooling capacities. Our wide range of models match every building's air conditioning and process cooling needs.

Air cooled screw chillers

Manufactured for large capacities, Daikin screw chillers deliver unparalleled reliability and efficiency, both for comfort and process cooling. Equipped with an inverter, they provide high efficiency at part load.

Ecodesign

Air cooled Applied products indicated are Ecodesign Lot 1 compliant (Heat pumps below 400kW valid from 25 September 2017) or Lot 21-Tier 2 compliant (Chillers below 2MW valid from 01 January 2021).

	Refrigerant type*	Refrigerant circuits	Inverter	Free cooling**	Compressor			Heat exchanger		Efficiency version			Sound version			Ecodesign Compliance *****	Cooling capacity (kW)
					Swing	Scroll	Screw	Water heat exchanger***	Outdoor heat exchanger****	Standard	High	Premium	Standard	Low	Reduced		
Cooling only																	
																	0, 17.5, 200, 500, 1,000, 2,000
	EWAQ~BAVP	R-410A	1	●		●			●	●				●		C	2~8
	EWAA~DA	R32	1	●		●			●	●				●		C	7~17
	EWAT~CZ NEW	R32	1-2	●		●			●	●				●		C&P	16~98
POA	EWAT~B-B	R32	1-2	●	OPT	●			●	●				●	●	C&P	80~700
	EWAD~T-C LOOP	R-134a	2			●			●	●				●	●	P	290~2,148
	EWAD~CF	R-134a	2		STD	●			●	●				●	●	NA	602~1,555
	EWAD~TZ B/C LOOP	R-134a	1-2	●		●			●	●				●	●	C&P	170~2,000
	EWAH~TZ B/C	R-1234ze	1-2	●		●			●	●				●	●	C&P	170~1,500
	EWAS~TZ B/C NEW	R-513A	1-2	●		●			●	●				●	●	C&P	160~1,900
Condensing unit																	
POA	ERAD~E-	R-134a	1			●			●					●		NA	116~488

***** Mandatory commissioning

* (GWP) : R-410A (2087.5), R-134a (1430), R32 (675), R1234ze (7), R-513A (631)

** STD: Included as standard, OPT: Available option

*** BPHE: Brazed plate heat exchanger, S&T: Single pass shell and tube exchanger

**** MC: Microchannel exchanger, Cu/Al: Copper tube Aluminium fin exchanger

***** Ecodesign Compliance: C&P = Comfort and Process Applications, P = Process Applications, NA = Exempt

***** Mandatory commissioning by Daikin Airconditioning UK, see page 305



Heat Pump and Multifunctional Chillers

Air cooled mini heat pump chillers

Ideal for residential applications, Daikin mini chillers are equipped with an inverter swing or scroll compressor allowing a smooth, more reliable and energy-efficient operation with low noise levels and class-leading ESEERs.

Air cooled scroll heat pump chillers








Daikin scroll chillers are designed for small and medium cooling and heating capacities. Our wide range of models match every building's air conditioning needs.

Air cooled screw heat pump chillers

Manufactured for large capacities, Daikin screw chillers deliver unparalleled reliability and efficiency, both for comfort and process cooling. Equipped with an inverter, they provide high efficiency at part load.

Ecodesign

Air cooled Applied products indicated are Ecodesign Lot 1 compliant (Heat pumps below 400kW valid from 25 September 2017) or Lot 21-Tier 2 compliant (Chillers below 2MW valid from 01 January 2021).

	Refrigerant type *	Refrigerant circuits	Inverter	Free cooling **	Compressor			Heat exchanger		Efficiency version			Sound version			Ecodesign Compliance *****						
					Swing	Scroll	Screw	Water heat exchanger ***	Outdoor heat exchanger ****	Standard	High	Premium	Standard	Low	Reduced							
																	Cooling capacity (kW) : Heating capacity (kW)					
Heat pump																						
																0	17.5	200	500	1,000	2,000	
	EWYQ~BAPV		R-410A	1	●	●		●	●	●			●		HP		2~8	3~8				
	EWYA~DA		R32	1	●	●		●	●	●			●		HP		9~14	9~16				
	SEHVX~BW SERHQ~BW1		R-410A	1	●		●	●	●	●			●		HP		21~62	21~64				
	EWYT~CZ		R32	1-2	●		●	●	●	●	●		●		HP		16~98	16~95				
POA	EWYT~B-		R32	1-2			●	●	●	●	●		●	●	HP		75~610	82~650				
	EWYD~BZ		R-134a	2-3	●		●	●	●	●			●	●	HP		245~570	270~620				
Multifunctional 4-Pipe simultaneous cooling and heating																						
POA	EWYD~4Z B		R-134a	2	●		●	●	●	●			●	●	C&P				400~800	400~800		

* (GWP) : R-410A (2087.5), R-134a (1430), R32 (675)
 ** STD: Included as standard, OPT: Available option
 *** BPHE: Brazen plate heat exchanger, S&T: Single pass shell and tube exchanger
 **** MC: Microchannel exchanger, Cu/Al: Copper tube Aluminium fin exchanger
 ***** Ecodesign Compliance: C&P = Comfort and Process Applications, HP = Heat Pump Applications
 ***** Mandatory commissioning by Daikin Airconditioning UK, see page 305



Product Overview

Water Cooled Chillers

Water cooled scroll chillers

These units are among the most efficient, quiet and reliable chillers available today and can be easily integrated with the HVAC system of your choice. Their compact, modular design makes them ideal for replacement projects.

Water cooled screw chillers

The Daikin water cooled screw chillers provide the ideal solution for sound-sensitive environments. Applications range from comfort cooling to ice making. Operated as a heat pump, the higher leaving water temperatures up to 75°C provides an ideal solution for LPHW or district heating schemes.

Water Cooled Oil Free Centrifugal chiller

Units fitted with centrifugal compressors utilizing frictionless magnetic bearings for oil-free operation, integrated variable-frequency drives, and high-speed direct drive technology. Ideal for extremely low sound sensitive environments requiring highest levels of efficiency.

Ecodesign

Water cooled Applied products indicated are Ecodesign Lot 1 compliant (Heat pumps below 400kW valid from 25 September 2017) or Lot 21-Tier 2 compliant (Chillers below 2MW valid from 01 January 2021).

Cooling capacity (kW) : Heating capacity (kW)

	Refrigerant Type *	Refrigerant circuits	Compressor			Water heat exchangers				Efficiency version			Sound version	Ecodesign Compliance ****	
			Inverter	Scroll	Screw	Centrifugal	Evaporator		Condenser		Standard	High			Premium
							BPHE **	S&T ***	BPHE **	S&T ***					
Water cooled chillers (Cooling only and heating only operation)															
	EWQ~K	R-410A	1-2-4-6	•			•	•	•	•			•	HP	13-183 17-234
POA	EWHQ~G	R-410A	1	•			•	•	•	•			•	C&P	87-352 118-462
	EWQ~G	R-410A	1	•			•	•	•	•			•	C&P	94-370 118-468
	EWQ~L	R-410A	2	•			•	•	•	•			•	C&P	187-721 234-917
	EWWD~J	R-134a	1		•				2,4 pass	•			•	HP	120-284 155-374
	EWWH~J	R-1234ze	1		•				2,4 pass	•			•	HP	85-200 100-235
	EWWS~J	R-513a	1		•				2,4 pass	•			•	HP	115-270 135-330
	EWWD~VZ	R-134a	1-2	•	•		Flooded 1, 2, 3 pass		1,2 pass	•	•	•	•	C&P	450-2,100 550-2,500
	EWWH~VZ	R-1234ze	1-2	•	•		Flooded 1, 2, 3 pass		1,2 pass	•	•	•	•	C&P	340-1,600 400-1,900
	EWWS~VZ	R-513a	1-2	•	•		Flooded 1, 2, 3 pass		1,2 pass	•	•	•	•	C&P	320-1,500 380-1,800
Water cooled centrifugal chillers															
POA	EWWD~DZ	R-134a	1	•			Flooded 1, 2, 3 pass		1, 2, 3 pass	•			•	C&P	320-2,170
	EWWH~DZ	R-1234ze	1	•			Flooded 1, 2, 3 pass		Flooded 1, 2, 3 pass	•			•	C&P	230-1,410
	EWWS~DZ	R-513a	1	•			Flooded 1, 2, 3 pass		1, 2, 3 pass	•			•	C&P	300 ~ 2,100

**** Mandatory commissioning

* (GWP) : R-410A (2087.5), R-134a (1430), R1234ze (7), R-513A (631)

** BPHE: Brazed plate heat exchanger

*** S&T: Shell and tube exchanger

**** Ecodesign Compliance: C&P = Comfort and Process Applications, HP = Heat Pump Applications

***** Mandatory commissioning by Daikin Airconditioning UK, see page 305



Condenserless Chillers

Condenserless Scroll Chillers

These units are among the most efficient, quiet and reliable chillers available today and can be easily integrated with the HVAC system of your choice. Their compact, modular design makes them ideal for replacement projects.

Condenserless Screw Chillers

The Daikin condenserless screw chillers provide the ideal solution for sound-sensitive environments. Suitable for any kind of remote condenser application ranging from comfort cooling to ice making.

Ecodesign

Condenserless Applied products indicated are Ecodesign Lot 1 compliant (Heat pumps below 400kW valid from 25 September 2017) or Lot 21-Tier 2 compliant (Chillers below 2MW valid from 01 January 2021).

	Refrigerant Type *	Refrigerant circuits	Inverter	Compressor			Water heat exchangers				Efficiency version			Sound version	Ecodesign Compliance ****	Cooling capacity (kW) : Heating capacity (kW)						
				Scroll	Screw	Centrifugal	Evaporator		Condenser		Standard	High	Premium									
							BPHE **	S&T ***	BPHE **	S&T ***												
Condenserless chillers																						
																0	17,5	200	500	1,000	2,000	
	EWLQ~K	R-410A	1-2	●			●					●			NA		12-57					
POA	EWLQ~G-	R-410A	1	●			●					●			NA			87-346				
	EWLQ~L-	R-410A	2	●			●					●			NA			173-676				
	EWLD~J-	R-134a	1		●		●					●			NA			110-265				
	EWLH~J-	R-1234ze	1		●		●					●			NA			85-193				
	EWLS~J-	R-513a	1		●		●					●			NA			110-268				
	EWLD~I-	R-134a	1-2-3		●			●					●		NA					315-1,433		
							●															1 pass

* (GWP) : R-410A (2087.5), R-134a (1430), R1234ze (7), R-513A (631)
 ** BPHE: Brazed plate heat exchanger
 *** S&T: Shell and tube exchanger
 **** Ecodesign Compliance: NA = Exempt
 ***** Mandatory commissioning by Daikin Airconditioning UK, see page 305



R-410A

EWAQ~BVP

Air Cooled Water Chiller Inverter Swing Compressor - Cooling Only



Features:

- › Daikin inverter swing compressor
- › Brushless DC fan
- › High efficiency copper fin and aluminium tube type outdoor exchanger with anti-corrosion treatment (PE) and integral sub-cooler
- › On-board hydronic pump as standard
- › New casing design

Model			EWAQ004BVP-H	EWAQ005BVP-H	EWAQ006BVP-H	EWAQ008BVP-H
Cooling capacity	Nom.	kW	4.00	4.93	5.88	7.95
Power input	Cooling Nom.	kW	1.27	1.61	1.87	2.57
Capacity control	Method		Variable (Inverter)			
	Minimum capacity	%	50.0	40.5	51.0	37.7
EER			3.14	3.06	3.15	3.10
ESEER			4.45	4.49	5.25	5.24
Dimensions	Height	mm	735	735	997	997
	Width	mm	1090	1090	1160	1160
	Depth	mm	350	350	380	380
Operating weight		kg	84	84	108	108
Water heat exchanger	Type		Braze plate			
Water flow rate	Cooling Nom.	l/s	0.192	0.235	0.282	0.38
Pump	Nominal Head	kPa	73.8	71.1	70.9	61.5
Air heat exchanger	Type		Cu/Al - Copper tube Aluminium fin exchanger			
Compressor	Type		Hermetically Sealed Swing Compressor			
	Quantity		1			
Fan	Type		Direct propeller			
	Quantity		1			
Sound power level	Cooling Nom.	dBA	63	64	69	69
Sound pressure level	Cooling Nom.	dBA	48	49	52	53
Refrigerant	Type/GWP		R410a/2088			
	Charge	kg	2.1	2.1	2.7	2.7
	Quantity of circuits		1			
Piping connections	Evaporator water inlet/outlet (OD)	mm	25.4			
Electrical data	Starting current Max	A	15.7	15.7	19.9	19.9
	Running current Nom.	A	-	-	-	-
	Running current Max	A	15.7	15.7	19.9	19.9
	Voltage/Phase/Frequency	V/Ph/Hz	230/1/50			
Base Unit + OP10			EWAQ004BVP-H	EWAQ005BVP-H	EWAQ006BVP-H	EWAQ008BVP-H
Trade Price - Base Unit + OP10			£2,692.00	£2,902.00	£3,086.00	£3,375.00

Notes:

- i) Please contact your local sales office for further information on these products – Download information from www.daikin.co.uk
- ii) Nominal cooling capacities are based on 35°C ambient, chilled water @12/7°C
- iii) EWAQ-BVP series only operate in cooling mode down to ambient temperatures of +10°C
- iv) Commissioning by Daikin Air Conditioning UK is not mandatory, however it can be arranged through your regional service department with prices detailed on page 305

Accessory:

Accessory Ref	Description	List Price
EKRUMCL1	Remote User Interface	£79.00

EWAA~D

Air Cooled Water Chiller Inverter Swing Compressor - Cooling Only



Features:

- › R-32 refrigerant product with GWP of 675 reduces the environmental impact by 68% compared to R-410A and leads directly to lower energy consumption thanks to its high energy efficiency
- › As a single component refrigerant, R-32 is also easier to recycle and reuse
- › Daikin inverter swing compressor
- › Brushless DC fan
- › High efficiency copper fin and aluminium tube type outdoor exchanger with anti-corrosion treatment (PE) and integral sub-cooler
- › On-board hydronic pump as standard
- › New casing design

Model			EWAA011DV3P-H-	EWAA014DV3P-H-	EWAA016DV3P-H-	EWAA011DW1P-H-	EWAA014DW1P-H-	EWAA016DW1P-H-
Cooling capacity	Nom.	kW	11.60	12.8	14.0	11.6	12.8	14.0
Power input	Cooling Nom.	kW	3.56	4.06	4.58	3.56	4.06	4.58
Capacity control	Method		Variable (Inverter)					
EER			3.26	3.16	3.06	3.26	3.16	3.06
SEER			5.79	5.71	5.59	5.79	5.71	5.59
Dimensions	Height	mm	870					
	Width	mm	1380					
	Depth	mm	460					
Operating weight		kg	147					
Water heat exchanger	Type		Braze Plate					
Water flow rate	Cooling Nom.	l/s	0.55	0.61	0.67	0.55	0.61	0.67
Pump	Available Head	kPa	99.2	94.1	88.4	99.2	94.1	88.4
Air heat exchanger	Type		Cu/Al - High efficiency fin and tube type with integral subcooler					
Compressor	Type		Hermetically sealed swing inverter compressor					
	Quantity		1					
Fan	Type		Direct Propeller					
	Quantity		1					
Sound power level	Cooling Nom.	dBA	67	69	69	67	69	69
Sound pressure level	Cooling Nom.	dBA	47.7	50.8	51.0	47.7	50.8	51.0
Refrigerant	Type/GWP		R32/675					
	Total charge	kg	3.8					
	Quantity of circuits		1					
Piping connections	Evaporator water inlet/outlet (OD)	mm	1					
Electrical data	Voltage/Phase/Frequency	V/Ph/Hz	230/1/50	230/1/50	230/1/50	400/3/50	400/3/50	400/3/50
Base Unit + OP10			EWAA011DV3P-H-	EWAA014DV3P-H-	EWAA016DV3P-H-	EWAA011DW1P-H-	EWAA014DW1P-H-	EWAA016DW1P-H-
Trade Price - Base Unit + OP10			£4,547.00	£4,832.00	£5,138.00	£4,628.00	£4,917.00	£5,228.00

Notes:

- i) Please contact your local sales office for further information on these products – Download information from www.daikin.co.uk
- ii) Nominal cooling capacities are based on 35°C ambient, chilled water @12/7°C
- iii) EWAA-DV/DW series only operate in cooling mode down to ambient temperatures of +10°C
- iv) Commissioning by Daikin Air Conditioning UK is not mandatory, however it can be arranged through your regional service department with prices detailed on page 305

R-32 BLUEEVOLUTION

NEW EWAT~CZ

Air Cooled Water Chiller Inverter Scroll Compressor - Cooling Only



Features:

- > R-32 refrigerant product with GWP of 675 reduces the environmental impact by 68% compared to R-410A and leads directly to lower energy consumption thanks to its high energy efficiency
- > As a single component refrigerant, R-32 is also easier to recycle and reuse
- > Daikin inverter scroll compressors on all stages with possibility for MAX mode to increase capacity output
- > Inverter driven propeller type AXIAL fan
- > High efficiency copper fin and aluminium tube type outdoor exchanger with integral sub-cooler and anti-corrosion treatment
- > New modern casing design
- > Possibility for inverter drive on-board hydronic pump in standard or high lift
- > New MicroTech 4 controller allowing full compatibility with optional Daikin on-site, cloud-based monitoring

Model	EWAT016CZNB1		EWAT021CZNB1		EWAT025CZNB1		EWAT032CZNB1		EWAT040CZNB1		EWAT040BCZNB2		EWAT050CZNB2		EWAT064CZNB2		EWAT090CZNB2																					
	Normal	Max	Normal	Max	Normal	Max	Normal	Max	Normal	Max	Normal	Max	Normal	Max	Normal	Max	Normal	Max																				
Cooling capacity	Nom./Max. kW		15.87	18.30	20.87	25.00	25.57	29.30	32.38	38.60	39.58	45.20	41.37	49.60	50.75	58.20	63.95	72.70	88.26	98.30																		
Power input	Cooling Nom. kW		5.5	6.8	6.6	8.5	8.5	10.7	9.3	13.5	12.4	16.7	13.2	17.3	17.0	21.3	21.8	27.4	31.0	38.2																		
Capacity control	Method		Variable (Inverter)																																			
	Minimum capacity %		18		14		12		19		15		14		12		15		14																			
EER	Nom.		2.90	2.69	3.16	2.94	3.00	2.74	3.13	2.87	2.95	2.71	3.12	2.87	2.98	2.73	2.93	2.65	2.84	2.57																		
SEER			5.00		5.00		5.06		5.21		5.09		5.41		5.33		5.21		5.03																			
IPLV			5.82		6.30		6.04		6.24		5.86		6.37		5.93		5.87		5.60																			
Dimensions	Height	mm	1878		1878		1878		1878		1878		1878		1878		1878		1878																			
	Width	mm	1152		1152		1152		1753		1753		2304		2304		2905		3506																			
	Depth	mm	810		810		810		810		810		810		810		810		810																			
Unit weight	kg		280		280		280		424		424		560		560		704		848																			
Operating weight	kg		281		282		282		426		426		565		565		709		856																			
Water heat exchanger	Type		Brazen plate																																			
Water flow rate	Cooling Nom. l/s		0.76	0.90	1.00	1.20	1.22	1.40	1.55	1.80	1.89	2.20	1.97	2.40	2.42	2.80	3.05	3.50	4.21	4.70																		
Water pressure drop	Cooling Nom. kPa		19.8	25.5	11.3	15.6	16.3	20.7	19.2	26.3	27.6	35.0	9.9	13.7	14.3	18.3	21.7	27.4	20.1	24.4																		
Air heat exchanger	Type		Cu/Al - Copper tube Aluminium fin exchanger																																			
Compressor	Type		Hermetically Sealed Scroll Compressor																																			
	Quantity		1		1		1		1		1		2		2		2		2																			
Fan	Type		Axial/VFD																																			
	Quantity		1		1		1		2		2		2		2		3		4																			
	Total Air Flow l/s		3228		3122		3524		5080		6701		5444		7048		8967		13402																			
Sound power level	Cooling Nom. dBA		76		76		78		79		80		80		81		83		85																			
Sound pressure level @ 1m	Cooling Nom. dBA		60		60		62		62		63		63		64		65		67																			
Refrigerant	Type/GWP		R32/675																																			
	Total charge kg		3.0		5.5		5.5		7.0		8.0		12.0		12.0		13.0		16.0																			
	Quantity of circuits		1		1		1		1		1		2		2		2		2																			
Piping connections	Evaporator water inlet/outlet (OD) mm		1 1/4" (Female)		1 1/4" (Female)		1 1/4" (Female)		1 1/4" (Female)		1 1/4" (Female)		2" (Female)		2" (Female)		2" (Female)		2" (Female)																			
	Electrical data		Running current -Cooling A		13.8	15.0	15.5	18.0	18.1	21.0	25.3	29.0	28.6	32.0	29.5	34.0	34.2	40.0	45.8	53.0	61.7	70.0																
	Running current Max A		18.8		19.0		23.1		23.0		25.8		26.0		37.4		37.0		41.8		42.0		45.2		45.0		50.7		51.0		66.7		67.0		91.4		91.0	
	Voltage/Phase/Frequency V/Ph/Hz		400/3/50																																			
Base Unit + Op.191			EWAT016CZNB1	EWAT021CZNB1	EWAT025CZNB1	EWAT032CZNB1	EWAT040CZNB1	EWAT040BCZNB2	EWAT050CZNB2	EWAT064CZNB2	EWAT090CZNB2																											
Trade Price - Base Unit + Op.191			£6,987.00	£7,980.00	£8,992.00	£10,375.00	£12,330.00	£13,501.00	£14,854.00	£17,053.00	£22,815.00																											

Pump Options

Model	EWAT016CZPBA1		EWAT021CZPBA1		EWAT025CZPBA1		EWAT032CZPBA1		EWAT040CZPBA1		EWAT040BCZPBA2		EWAT050CZPBA2		EWAT064CZPBA2		EWAT090CZPBA2			
	Normal	Max	Normal	Max	Normal	Max	Normal	Max	Normal	Max	Normal	Max	Normal	Max	Normal	Max	Normal	Max		
Low Lift Pump	Nominal Head kPa		240		230		200		180		160		190		160		210		170	
Trade Price - Base Unit + Low Lift Pump + Op.191			£7,770.00	£9,008.00	£9,984.00	£11,644.00	£13,598.00	£14,739.00	£16,239.00	£18,647.00	£26,072.00									
Model	EWAT016CZHBA1		EWAT021CZHBA1		EWAT025CZHBA1		EWAT032CZHBA1		EWAT040CZHBA1		EWAT040BCZHBA2		EWAT050CZHBA2		EWAT064CZHBA2		EWAT090CZHBA2			
	Normal	Max	Normal	Max	Normal	Max	Normal	Max	Normal	Max	Normal	Max	Normal	Max	Normal	Max	Normal	Max		
High Lift Pump	Nominal Head kPa		470		460		420		400		370		400		360		325		280	
Trade Price - Base Unit + High Lift Pump + Op.191			£7,996.00	£9,267.00	£10,245.00	£12,023.00	£14,055.00	£15,196.00	£16,759.00	£19,039.00	£26,464.00									

Notes:

- i) Please contact your local sales office for further information on these products – Download information from www.daikin.co.uk
- ii) Nominal cooling capacities are based on 35°C ambient, chilled water @12/7°C
- iii) EWAT-CZ series can operate in cooling down to ambient temperatures of -15°C as standard
- iv) The EWAT064 & 090 do not include offloading to kerbside with tail lift. Additional costs for delivery with a Hi-Ab are available on request
- v) Commissioning by Daikin Air Conditioning UK is mandatory and can be arranged through your regional service department with pricing detailed on page 305

Accessories:

Accessory Ref	Description	List Price
EKTSMS	Temperature sensor for master/slave configuration	£51.00
EKRSCIO	IO Extension for VPF, domestic hot water, demand limit, setpoint reset, low noise	£151.00
EKRSCBMS	External BMS Communication (Modbus RTU/TCP, Bacnet MSTP/IP)	£165.00
EKRSCSM	DoS Router c/w Antenna & M2M Sim Card	£165.00
EKRSCDP	Differential Pressure Transducer for VPF	£1,000.00

R-410A

EWYQ~BVP

Air Cooled Water Chiller Inverter Swing Compressor - Heat Pump



Features:

- > Daikin inverter swing compressor
- > Possibility for 55°C Condenser Leaving Water Temperature
- > Brushless DC fan
- > High efficiency copper fin and aluminium tube type outdoor exchanger with anti-corrosion treatment (PE) and integral sub-cooler
- > On-board hydronic pump as standard
- > New casing design

Model			EWYQ004BVP-H	EWYQ005BVP-H	EWYQ006BVP-H	EWYQ008BVP-H
Cooling capacity	Nom.	kW	4.00	4.93	5.88	7.95
Power input	Cooling Nom.	kW	1.27	1.61	1.87	2.57
Heating capacity	Nom.	kW	4.11	4.99	6.14	8.08
Power input	Heating Nom.	kW	1.19	1.46	1.75	2.31
Capacity control	Method		Variable (Inverter)			
	Minimum capacity	%	50.0	40.5	51.0	37.7
EER			3.14	3.06	3.15	3.10
ESEER			4.45	4.49	5.25	5.24
COP			3.44	3.41	3.51	3.49
Dimensions	Height	mm	735	735	997	997
	Width	mm	1090	1090	1160	1160
	Depth	mm	350	350	380	380
Operating weight		kg	84	84	108	108
Water heat exchanger	Type		Brazen plate			
Water flow rate	Cooling Nom.	l/s	0.192	0.235	0.282	0.380
	Heating Nom.	l/s	0.197	0.238	0.293	0.390
Pump	Nominal Head - Cooling	kPa	73.8	71.1	70.9	61.5
	Nominal Head - Heating	kPa	73.5	70.9	69.9	60.8
Air heat exchanger	Type		Cu/Al - Copper tube Aluminium fin exchanger			
Compressor	Type		Hermetically Sealed Swing Compressor			
	Quantity		1			
Fan	Type		Direct propeller			
	Quantity		1			
Sound power level	Cooling Nom.	dBA	63	64	69	69
	Heating Nom.	dBA	65	65	65	65
Sound pressure level	Cooling Nom.	dBA	48	49	52	53
	Heating Nom.	dBA	49	49	47	47
Refrigerant	Type/GWP		R410a/2088			
	Total charge	kg	2.1	2.1	2.7	2.7
	Quantity of circuits		1			
Piping connections	Evaporator water inlet/outlet (OD)	mm	25.4			
Electrical data	Starting current Max	A	15.7	15.7	19.9	19.9
	Running current Nom.	A	-	-	-	-
	Running current Max	A	15.7	15.7	19.9	19.9
	Voltage/Phase/Frequency	V/Ph/Hz	230/1/50		230/1/50	
Base Unit + OP10			EWYQ004BVP-H	EWYQ005BVP-H	EWYQ006BVP-H	EWYQ008BVP-H
Trade Price - Base Unit + OP10			£2,954.00	£3,189.00	£3,395.00	£3,716.00

Notes:

- i) Please contact your local sales office for further information on these products – Download information from www.daikin.co.uk
- ii) Nominal cooling capacities are based on 35°C ambient, chilled water @12/7°C
- iii) Nominal heating capacities are based on 7°C db/6°C wb ambient, water @ 40/45°C
- iv) EWYQ-BVP series only operate in cooling mode down to ambient temperatures of +10°C
- v) Commissioning by Daikin Air Conditioning UK is not mandatory, however it can be arranged through your regional service department with prices detailed on page 305

Accessory:

Accessory Ref	Description	List Price
EKRUMCL1	Remote User Interface	£79.00

R-32 BLUEEVOLUTION

EWYA~D

Air Cooled Water Chiller Inverter Swing Compressor - Heat Pump



Features:

- › R-32 refrigerant product with GWP of 675 reduces the environmental impact by 68% compared to R-410A and leads directly to lower energy consumption thanks to its high energy efficiency
- › As a single component refrigerant, R-32 is also easier to recycle and reuse
- › Daikin inverter swing compressor
- › Possibility for 60°C Condenser Leaving Water Temperature
- › Brushless DC fan
- › High efficiency copper fin and aluminium tube type outdoor exchanger with anti-corrosion treatment (PE) and integral sub-cooler
- › On-board hydronic pump as standard
- › New casing design

Model			EWYA009 DV3P-H-	EWYA011 DV3P-H-	EWYA014 DV3P-H-	EWYA016 DV3P-H-	EWYA009 DW1P-H-	EWYA011 DW1P-H-	EWYA014 DW1P-H-	EWYA016 DW1P-H-
Cooling capacity	Nom.	kW	9.4	11.6	12.8	14.0	9.4	11.6	12.8	14.0
Power input	Cooling Nom.	kW	2.8	3.6	4.1	4.6	2.8	3.6	4.1	4.6
Heating capacity	Nom.	kW	9.4	10.6	12.0	16.0	9.4	10.6	12.0	16.0
Power input	Heating Nom.	kW	1.91	2.18	2.46	3.53	1.91	2.18	2.46	3.53
Capacity control	Method		Variable (Inverter)							
EER			3.35	3.26	3.16	3.06	3.35	3.26	3.16	3.06
SEER			5.62	5.79	5.71	5.59	5.62	5.79	5.71	5.59
COP			4.91	4.83	4.87	4.53	4.91	4.83	4.87	4.53
Dimensions	Height	mm	870							
	Width	mm	1380							
	Depth	mm	460							
Operating weight		kg	147							
Water heat exchanger	Type		Brazed Plate							
Water flow rate	Cooling Nom.	l/s	0.45	0.55	0.61	0.67	0.45	0.55	0.61	0.67
	Heating Nom.	l/s	0.45	0.51	0.57	0.77	0.45	0.51	0.57	0.77
Pump	Available Head - Cooling	kPa	106.6	99.2	94.1	88.4	106.6	99.2	94.1	88.4
	Available Head - Heating	kPa	107.5	105.2	95.7	76.7	107.5	105.2	95.7	76.7
Air heat exchanger	Type		Cu/Al - High efficiency fin and tube type with integral subcooler							
Compressor	Type		Hermetically sealed swing inverter compressor							
	Quantity		1							
Fan	Type									
	Quantity		1							
Sound power level	Cooling Nom.	dBA	65.5	67.0	69.0	69.0	65.5	67.0	69.0	69.0
Sound pressure level	Cooling Nom.	dBA	44.0	47.7	50.8	51.0	44.0	47.7	50.8	51.0
Refrigerant	Type/GWP		R32/675							
	Total charge	kg	3.8							
	Quantity of circuits		1							
Piping connections	Evaporator water inlet/outlet (OD)	inch	1							
Electrical data	Voltage/Phase/Frequency	V/Ph/Hz	230/1/50	230/1/50	230/1/50	230/1/50	400/3/50	400/3/50	400/3/50	400/3/50
Base Unit + OP10			EWYA009 DV3P-H-	EWYA011 DV3P-H-	EWYA014 DV3P-H-	EWYA016 DV3P-H-	EWYA009 DW1P-H-	EWYA011 DW1P-H-	EWYA014 DW1P-H-	EWYA016 DW1P-H-
Trade Price - Base Unit + OP10			£4,693.00	£4,990.00	£5,306.00	£5,641.00	£4,776.00	£5,078.00	£5,401.00	£5,745.00

Notes:

- i) Please contact your local sales office for further information on these products – Download information from www.daikin.co.uk
- ii) Nominal cooling capacities are based on 35°C ambient, chilled water @12/7°C
- iii) Nominal heating capacities are based on 7°C db/6°C wb ambient, water @ 40/45°C
- iv) EWYA-DV/DW series only operate in cooling mode down to ambient temperatures of +10°C
- v) Commissioning by Daikin Air Conditioning UK is not mandatory, however it can be arranged through your regional service department with prices detailed on page 305

Air Cooled Water Chiller Inverter Scroll Compressor - Heat Pump



Features:

- R-32 refrigerant product with GWP of 675 reduces the environmental impact by 68% compared to R-410A and leads directly to lower energy consumption thanks to its high energy efficiency
- As a single component refrigerant, R-32 is also easier to recycle and reuse
- Daikin inverter scroll compressors on all stages with possibility for MAX mode to increase capacity output
- Available in air cooled cooling only and air source heat pump versions
- Possibility for 60°C Condenser Leaving Water Temperature
- Inverter driven propeller type AXIAL fan
- High efficiency copper fin and aluminium tube type outdoor exchanger with integral sub-cooler and anti-corrosion treatment
- New modern casing design
- Possibility for inverter drive on-board hydronic pump in standard or high lift
- New MicroTech 4 controller allowing full compatibility with optional Daikin on-site, cloud-based monitoring

Model	EWYT016CZNB1		EWYT021CZNB1		EWYT025CZNB1		EWYT032CZNB1		EWYT040CZNB1		EWYT040BCZNB2		EWYT050CZNB2		EWYT064CZNB2		EWYT090CZNB2				
	Normal	Max	Normal	Max	Normal	Max	Normal	Max	Normal	Max	Normal	Max	Normal	Max	Normal	Max	Normal	Max			
Operating Mode	Variable (Inverter)																				
Cooling capacity	Nom./Max.	kW		15.87	18.30	20.87	25.00	25.57	29.30	32.38	38.60	39.58	45.20	41.37	49.60	50.75	58.20	63.95	72.70	88.26	98.30
Power input	Cooling Nom.	kW		5.5	6.8	6.6	8.5	8.5	10.7	9.3	13.5	12.4	16.7	13.2	17.3	17.0	21.3	21.8	27.4	31.0	38.2
Heating capacity	Nom./Max.	kW		15.87	18.29	20.87	24.29	25.57	28.67	32.38	36.50	39.58	44.72	41.37	48.73	50.75	57.26	63.95	69.24	88.26	94.63
Power input	Cooling Nom.	kW		5.5	6.8	6.6	8.5	8.5	10.7	9.3	13.5	12.4	16.7	13.2	17.3	17.0	21.3	21.8	27.4	31.0	38.2
Capacity control	Method	Variable (Inverter)																			
	Minimum capacity	%		18		14		12		19		15		14		12		15		14	
EER	Nom.	2.90	2.69	3.16	2.94	3.00	2.74	3.13	2.87	2.95	2.71	3.12	2.87	2.98	2.73	2.93	2.65	2.84	2.57		
SEER		5.00		5.00		5.06		5.21		5.09		5.41		5.33		5.21		5.03			
IPLV		5.82		6.30		6.04		6.24		5.86		6.37		5.93		5.87		5.60			
COP		3.41		3.45		3.33		3.45		3.33		3.38		3.23		3.23		3.16			
SCOP		3.89		4.00		4.07		4.06		4.07		4.02		4.00		3.98		4.00			
Dimensions	Height/Width/Depth	mm		1878 × 1152 × 810						1878 × 1753 × 810				1878 × 2304 × 810				1878 × 2905 × 810		1878 × 3506 × 810	
Unit weight		kg		280		280		280		424		424		560		560		704		848	
Operating weight		kg		281		282		282		426		426		565		565		709		856	
Water heat exchanger	Type	Brazed plate																			
Water flow rate	Cooling Nom.	l/s		0.76	0.90	1.00	1.20	1.22	1.40	1.55	1.80	1.89	2.20	1.97	2.40	2.42	2.80	3.05	3.50	4.21	4.70
	Heating Nom.	l/s		0.76	0.87	0.97	1.16	1.19	1.37	1.55	1.74	1.88	2.14	1.93	2.33	2.38	2.74	2.96	3.31	4.10	4.52
Water pressure drop	Cooling Nom.	kPa		19.8	25.5	11.3	15.6	16.3	20.7	19.2	26.3	27.6	35.0	9.9	13.7	14.3	18.3	21.7	27.4	20.1	24.4
	Heating Nom.	kPa		19.6	25.3	10.6	14.7	15.4	19.8	19.1	23.7	21.3	34.1	9.4	13.3	13.8	17.7	20.4	24.9	19.1	22.6
Air heat exchanger	Type	Cu/Al - Copper tube Aluminium fin exchanger																			
Compressor	Type	Hermetically Sealed Scroll Compressor																			
	Quantity	1		1		1		1		1		2		2		2		2		2	
Fan	Type	Axial/VFD																			
	Quantity	1		1		1		2		2		2		2		3		4			
	Total Air Flow	l/s		3228		3122		3524		5080		6701		5444		7048		8967		13402	
Sound power level	Cooling Nom.	dBA		76		76		78		79		80		80		81		83		85	
Sound pressure level @ 1m	Cooling Nom.	dBA		60		60		62		62		63		63		64		65		67	
Refrigerant	Type/GWP	R32/675																			
	Total charge	kg		3.0		5.5		5.5		7.0		8.0		12.0		12.0		13.0		16.0	
	Quantity of circuits	1		1		1		1		1		1		2		2		2		2	
Piping connections	Evaporator water inlet/outlet (OD)	mm		1 1/4" (Female)		1 1/4" (Female)		1 1/4" (Female)		1 1/4" (Female)		1 1/4" (Female)		2" (Female)		2" (Female)		2" (Female)		2" (Female)	
Electrical data	Running current - Cooling	A		13.8	15.0	15.5	18.0	18.1	21.0	25.3	29.0	28.6	32.0	29.5	34.0	34.2	40.0	45.8	53.0	61.7	70.0
	Running current Max	A		18.8	19.0	23.1	23.0	25.8	26.0	37.4	37.0	41.8	42.0	45.2	45.0	50.7	51.0	66.7	67.0	91.4	91.0
	Voltage/Phase/Freq	V/Ph/Hz		400/3/50																	
Base Unit + Op.191		EWYT016CZNB1		EWYT021CZNB1		EWYT025CZNB1		EWYT032CZNB1		EWYT040CZNB1		EWYT040BCZNB2		EWYT050CZNB2		EWYT064CZNB2		EWYT090CZNB2			
Trade Price - Base Unit + Op.191		£7,833.00		£9,073.00		£10,232.00		£11,873.00		£14,087.00		£15,455.00		£16,890.00		£19,659.00		£26,499.00			

Pump Options

Model	EWYT016CZPBA1		EWYT021CZPBA1		EWYT025CZPBA1		EWYT032CZPBA1		EWYT040CZPBA1		EWYT040BCZPBA2		EWYT050CZPBA2		EWYT064CZPBA2		EWYT090CZPBA2	
	Nominal Head	kPa	240	230	200	180	160	190	160	210	170							
Low Lift Pump																		
Trade Price - Base Unit + Low Lift Pump + Op.191		£8,550.00	£10,050.00	£11,221.00	£13,095.00	£15,588.00	£16,824.00	£18,484.00	£21,338.00	£29,981.00								

Model	EWYT016CZHBA1		EWYT021CZHBA1		EWYT025CZHBA1		EWYT032CZHBA1		EWYT040CZHBA1		EWYT040BCZHBA2		EWYT050CZHBA2		EWYT064CZHBA2		EWYT090CZHBA2	
	Nominal Head	kPa	470	460	420	400	370	400	360	325	280							
High Lift Pump																		
Trade Price - Base Unit + High Lift Pump + Op.191		£8,941.00	£10,342.00	£11,481.00	£13,308.00	£16,173.00	£17,278.00	£18,905.00	£21,729.00	£30,407.00								

Notes:

- Please contact your local sales office for further information on these products – Download information from www.daikin.co.uk
- Nominal cooling capacities are based on 35°C ambient, chilled water @ 12/7°C
- Nominal heating capacities are based on 7°C db/6°C wb ambient, water @ 40/45°C
- EWYT-CZ series can operate in cooling down to ambient temperatures of -15°C as standard
- The EWYT064 & 090 do not include offloading to kerbside with tail lift. Additional costs for delivery with a Hi-Ab are available on request
- Commissioning by Daikin Air Conditioning UK is mandatory and can be arranged through your regional service department with pricing detailed on page 305

Accessories:

Accessory Ref	Description	List Price
EKTSMS	Temperature sensor for master/slave configuration	£51.00
EKRSCIO	IO Extension for VPF, domestic hot water, demand limit, setpoint reset, low noise	£151.00
EKRSCBMS	External BMS Communication (Modbus RTU/TCP, Bacnet MSTP/IP)	£165.00
EKRSCSM	DoS Router c/w Antenna & M2M Sim Card	£165.00
EKRSCDP	Differential Pressure Transducer for VPF	£1,000.00

R-410A

NEW EWWQ~KC to be launched spring 2022

EWWQ~KA/KB

Water Cooled Chiller Scroll Compressor - HYDROCUBE Heat Pump



Features:

- › One of the most compact units on the market: 600mm x 600mm x 600mm
- › Low energy consumption
- › Low operating sound level
- › Low refrigerant volume
- › Stainless steel plate heat exchanger
- › Extension possible to 183kW
- › Easy installation and maintenance
- › Remote cooling or heating selection
- › Water/water heat pump, with water reversibility
- › Standard integrated: water filter, flow switch, air purge, pressure ports
- › Advanced μC^2SE controller for direct connection to a Modbus based BMS or to a remote user interface

Accessories:

Accessory Ref	Description	List Price
EKRUMCA	Remote Control - (Requires EKAC10C)	£213.00
EKAC10C	Address card for BMS Connection (note not available on the modular EWWQ)	£112.00
EKLS2	Low noise kit 025-064 Models only (049 & 064 models require 2 kits)	£203.00

Model	Single Module Models						Multi-Module Models								
	EWWQ 014 KBW1N	EWWQ 025 KBW1N	EWWQ 033 KBW1N	EWWQ 049 KBW1N	EWWQ 064 KBW1N	EWWQ 098 KBW1N	EWWQ 113 KBW1N	EWWQ 128 KBW1N	EWWQ 147 KBW1N	EWWQ 162 KBW1N	EWWQ 177 KBW1N	EWWQ 192 KBW1N			
Heating capacity	Nom.	kW		16.1	29.2	37.8	56.2	73.3	112.4	129.5	146.6	168.5	185.6	202.7	219.8
Power input	Nom.	kW		3.1	5.61	7.21	11.3	14.7	22.6	26.1	29.4	33.9	37.4	40.8	44.1
Capacity control	Method	On/Off													
	Minimum capacity	%		100			50			25			16		
COP		5.20	5.20	5.24	4.96	4.97	4.97	4.97	4.98	4.97	4.97	4.98	4.98	4.98	4.98
Dimensions	Height	mm		600	600	600	600	600	1200	1200	1200	1800	1800	1800	1800
	Width	600													
	Depth	mm		600	600	600	1200	1200	1200	1200	1200	1200	1200	1200	1200
Operating weight		kg		123	175	182	320	353	640	673	707	960	993	1026	1060
Heat exchanger - Evaporator	Type	Brazen Plate													
Water flow rate		l/s		0.6	1.2	1.5	2.3	2.9	4.5	5.2	5.8	6.8	7.4	8.1	8.8
Water pressure drop		kPa		19.6	28.4	25.6	24.3	25.2	24.3	25.2	25.2	24.3	25.2	25.2	25.2
Heat exchanger - Condenser	Type	Brazen Plate													
Water flow rate		l/s		0.78	1.41	1.83	2.78	3.61	5.57	6.39	7.21	8.35	9.17	10.00	10.80
Water pressure drop		kPa		13.2	18.2	18.4	26.9	28.5	26.9	28.5	28.5	26.9	28.5	28.5	28.5
Compressor	Type	Scroll													
	Quantity	1	1	1	2	2	4	4	4	4	6	6	6	6	
Sound power level		dBA		64	64	71	67	74	71	75	77	73	77	78	79
Sound pressure level		dBA		50.3	50.3	57.3	52.7	59.7	55.7	59.7	61.7	56.9	60.9	61.9	62.9
Refrigerant	Type/GWP	R410a/2088													
	Total charge	kg		1.2	2.0	3.1	4.6	5.6	9.2	10.2	11.2	13.8	14.8	15.8	16.8
	Quantity of circuits	1	1	1	2	2	4	4	4	4	6	6	6	6	
Piping connections	Evaporator water inlet/outlet (OD)	mm		25.4	25.4	25.4	38.1	38.1	2 x 38.1	2 x 38.1	2 x 38.1	3 x 38.1	3 x 38.1	3 x 38.1	3 x 38.1
	Condenser water inlet/outlet (OD)	mm		25.4	25.4	25.4	38.1	38.1	2 x 28.1	2 x 28.1	2 x 28.1	3 x 38.1	3 x 38.1	3 x 38.1	3 x 38.1
Electrical data	Max inrush current	A		61.8	101.9	137.9	117.6	158.6	148.9	189.9	200.0	180.1	221.2	231.4	241.5
	Running current Nom.	A		6.0	9.3	13.0	18.7	26.1	37.4	44.8	52.1	56.1	63.4	70.8	78.2
	Running current Max	A		9.5	15.7	20.7	31.3	41.5	62.6	72.8	82.9	93.9	104.1	114.2	124.4
	Voltage/Phase/Frequency	400/3/50													
Base Unit + OPZL		EWWQ 014 KBW1NL	EWWQ 025 KBW1NL	EWWQ 033 KBW1NL	EWWQ 049 KBW1NL	EWWQ 064 KBW1NL	EWWQ 098 KBW1NL	EWWQ 113 KBW1NL	EWWQ 128 KBW1NL	EWWQ 147 KBW1NL	EWWQ 162 KBW1NL	EWWQ 177 KBW1NL	EWWQ 192 KBW1NL		
Trade Price - Base Unit + OPZL		£3,453.00	£4,578.00	£5,276.00	£7,133.00	£8,425.00	£13,026.00	£14,317.00	£15,608.00	£18,921.00	£20,210.00	£21,500.00	£22,790.00		
Base Unit + OPZH		EWWQ 014 KBW1NH	EWWQ 025 KBW1NH	EWWQ 033 KBW1NH	EWWQ 049 KBW1NH	EWWQ 064 KBW1NH	EWWQ 098 KBW1NH	EWWQ 113 KBW1NH	EWWQ 128 KBW1NH	EWWQ 147 KBW1NH	EWWQ 162 KBW1NH	EWWQ 177 KBW1NH	EWWQ 192 KBW1NH		
Trade Price - Base Unit + OPZH		£3,453.00	£4,578.00	£5,276.00	£7,133.00	£8,425.00	£13,026.00	£14,317.00	£15,608.00	£18,921.00	£21,210.00	£21,500.00	£22,790.00		

The Multi-Module Chillers above comprise the individual modules detailed in the table below. Prices above include the required modules plus the unit controller.

	EWWQ098KBW1NL	EWWQ113KBW1NL	EWWQ128KBW1NL	EWWQ147KBW1NL	EWWQ162KBW1NL	EWWQ177KBW1NL	EWWQ192KBW1NL
Module 1	EWWQ049KAW1NL	EWWQ049KAW1NL	EWWQ064KAW1NL	EWWQ049KAW1NL	EWWQ049KAW1NL	EWWQ049KAW1NL	EWWQ064KAW1NL
Module 2	EWWQ049KAW1NL	EWWQ064KAW1NL	EWWQ064KAW1NL	EWWQ049KAW1NL	EWWQ049KAW1NL	EWWQ064KAW1NL	EWWQ064KAW1NL
Module 3	-	-	-	EWWQ049KAW1NL	EWWQ064KAW1NL	EWWQ064KAW1NL	EWWQ064KAW1NL
Controller	ECB2MUCW	ECB2MUCW	ECB2MUCW	ECB3MUCW	ECB3MUCW	ECB3MUCW	ECB3MUCW

	EWWQ098KBW1NH	EWWQ113KBW1NH	EWWQ128KBW1NH	EWWQ147KBW1NH	EWWQ162KBW1NH	EWWQ177KBW1NH	EWWQ192KBW1NH
Module 1	EWWQ049KAW1NH	EWWQ049KAW1NH	EWWQ064KAW1NH	EWWQ049KAW1NH	EWWQ049KAW1NH	EWWQ049KAW1NH	EWWQ064KAW1NH
Module 2	EWWQ049KAW1NH	EWWQ064KAW1NH	EWWQ064KAW1NH	EWWQ049KAW1NH	EWWQ049KAW1NH	EWWQ064KAW1NH	EWWQ064KAW1NH
Module 3	-	-	-	EWWQ049KAW1NH	EWWQ064KAW1NH	EWWQ064KAW1NH	EWWQ064KAW1NH
Controller	ECB2MUCW	ECB2MUCW	ECB2MUCW	ECB3MUCW	ECB3MUCW	ECB3MUCW	ECB3MUCW

Notes:

- Please contact your local sales office for further information on these products - Download information from www.daikin.co.uk
- Nominal cooling capacities are based on chilled water @12/7°C, condenser water @ 30/35°C.
- Commissioning by Daikin Air Conditioning UK is not mandatory, however it can be arranged through your regional service department with prices detailed on page 305.
- OPZL allows chilled water flow temperature down to -5°C. OPZH allows chilled water flow temperatures down to -10°C.

R-410A**NEW EWLQ~KC to be
launched spring 2022**

EWLQ~KB

Condenserless Chiller Scroll Compressor - HYDROCUBE Cooling Only



Features:

- › One of the most compact units on the market:
600mm x 600mm x 600mm
- › Low energy consumption
- › Low operating sound level
- › Easy installation and maintenance
- › Stainless steel plate heat exchanger
- › Low refrigerant volume
- › Standard integrated: pressure ports, flow switch, filter,
shut-off valves and air purge
- › Advanced μ C²SE controller for direct connection to a
Modbus based BMS or to a remote user interface

Model			EWLQ014KBW1N	EWLQ025KBW1N	EWLQ033KBW1N	EWLQ049KBW1N	EWLQ064KBW1N
Cooling capacity	Nom.	kW	12.0	22.0	28.0	43.0	57.0
Power input	Cooling Nom.	kW	3.5	6.4	8.3	12.7	16.2
Capacity control	Method		On/Off				
	Minimum capacity	%	100	100	100	50	50
EER			3.40	3.41	3.39	3.41	3.50
Dimensions	Height	mm	600	600	600	600	600
	Width	mm	600	600	600	600	600
	Depth	mm	600	600	600	1200	1200
Operating weight		kg	105	140	152	257	280
Heat exchanger - Evaporator	Type		Braze Plate				
Water flow rate	Cooling Nom.	l/s	0.6	1.1	1.3	2.1	2.7
Water pressure drop	Cooling Nom.	kPa	16.5	24.2	22.0	20.9	22.1
Compressor	Type		Scroll				
	Quantity		1	1	1	2	2
Sound power level	Cooling Nom.	dB(A)	64	64	71	67	74
Sound pressure level	Cooling Nom.	dB(A)	50.3	50.3	57.3	52.7	59.7
Refrigerant	Type/GWP		R410a/2088				
	Total charge	kg	-	-	-	-	-
	Quantity of circuits		1	1	1	2	2
Piping connections	Evaporator water inlet/outlet (OD)	mm	25.4	25.4	25.4	38.1	38.1
	Condenser water inlet/outlet (OD)	mm	25.4	25.4	25.4	38.1	38.1
Electrical data	Max inrush current	A	61.8	101.9	137.9	117.6	158.6
	Running current Nom.	A	6.6	10.5	14.1	20.9	28.1
	Running current Max	A	9.5	15.7	20.7	31.3	41.5
	Voltage/Phase/Frequency	V/Ph/Hz	400/3/50				
Base Unit + OPZL			EWLQ014KBW1NL	EWLQ025KBW1NL	EWLQ033KBW1NL	EWLQ049KBW1NL	EWLQ064KBW1NL
Trade Price - Base Unit + OPZL			£2,898.00	£3,830.00	£4,410.00	£5,949.00	£7,020.00
Base Unit + OPZH			EWLQ014KBW1NH	EWLQ025KBW1NH	EWLQ033KBW1NH	EWLQ049KBW1NH	EWLQ064KBW1NH
Trade Price - Base Unit + OPZH			£2,898.00	£3,830.00	£4,410.00	£5,949.00	£7,020.00

Notes:

- Please contact your local sales office for further information on these products - Download information from www.daikin.co.uk
- Nominal cooling capacities are based on chilled water @12/7°C condensing temperature @45°C, liquid temperature 40°C.
- Commissioning by Daikin Air Conditioning UK is not mandatory, however it can be arranged through your regional service department with prices detailed on page 305.
- OPZL allows chilled water flow temperature down to -5°C. OPZH allows chilled water flow temperatures down to -10°C.

Accessories:

Accessory Ref	Description	List Price
EKRUMCA	Remote Control - (Requires EKAC10C)	£213.00
EKAC10C	Address card for BMS Connection	£112.00
EKLS2	Low noise kit 025-064 Models only (049 & 064 models require 2 kits)	£203.00



R-32

EWAT~B- B Air-Cooled Cooling Only Multi-Scroll Chillers

Future proof air-cooled cooling only scroll chiller series with refrigerant R32

First air-cooled chiller with environmentally friendly R-32 refrigerant

- › Daikin's original world first air-cooled scroll chiller series with R-32 refrigerant
- › Wide capacity range: 80 – 700kW
- › Top class efficiency with ESEER up to 4.33 (with VFD fans)
- › Available in Silver and Gold efficiency versions
- › New R-32 optimised scroll compressors and heat exchangers
- › The Global Warming Potential (GWP) of R-32 refrigerant is 675, which is one third of R-410A refrigerant
- › As a single component refrigerant, R-32 is easier to recycle and reuse
- › Microchannel condensing coil, allowing for reduced refrigerant charge
- › Standard, Low and Reduced sound configurations
- › Single and dual circuit version overlapping between 150kW and 350kW
- › Extensive option list including Glycol Free, Refrigerant Migration Free Cooling (Full Version Daikin Patented)
- › Full compatibility with Daikin on-site cloud-based monitoring

Two Microchannel condenser coil layouts available




Single-V layout

- › Slim layout
- › Higher flexibility: intermediate sound configuration for both Silver and Gold versions

Multi-V layout

- › Broad layout
- › Possibility to include R32 refrigeration migration free cooling technology at order stage



BLUEvolution + **FREE cooling**

The new Daikin R-32 Multi-V chiller series can be offered with innovative free-cooling options to further improve energy efficiency and reduce running costs

Free-cooling – Light (glycol free)

Refrigerant migration system allowing recovery of up to 25% of nominal unit capacity

Free-cooling – Full (glycol free)

Refrigerant migration system allowing recovery of up to 75% of nominal unit capacity

Benefits

- › Glycol free solution
- › No refrigerant pump required
- › No extra footprint vs standard unit, except on full free-cooling 4 fan models
- › No extra pressure drops on water side

EWAT~B-SSB

R32 Multi-Scroll Chiller – Cooling Only – Standard Efficiency – Standard Sound



Model	EWAT***B-SSB~		085	115	135	155	175	195	205	215	240	260	290	310	330	340	350	420	460	510	570	610	670
Cooling capacity	Nom.	kW	81	109	131	158	175	191	210	217	241	261	283	306	330	344	350	416	468	513	567	612	668
Power input	Cooling Nom.	kW	32	39	50	62	68	69	80	86	85	96	108	113	122	117	132	147	171	186	216	230	238
Capacity control	Method		Staged			Var.	Staged		Variable			Staged			Variable								
	Minimum capacity	%	50	38	50	25	38	21	19	50	17	25	24	14	13	33	19	17	15	14	12	11	17
EER	Nom.	kW/kW	2.54	2.82	2.63	2.55	2.57	2.75	2.63	2.52	2.83	2.73	2.62	2.72	2.71	2.94	2.65	2.84	2.73	2.76	2.63	2.66	2.80
SEER	EN14825		4.10	4.40	4.10	4.10	4.48	4.34	4.40	4.10	4.37	4.14	4.42	4.52	4.33	4.44	4.24	4.56	4.56	4.56	4.56	4.55	4.55
ESEER	Cooling (Part L)		4.03	4.07	4.01	3.90	4.11	4.07	3.99	4.02	3.98	3.81	4.03	4.05	4.00	4.12	3.95	4.23	4.17	4.14	4.21	4.19	4.18
Dimensions	Height	mm	1,801	1,801	1,801	1,822	1,801	1,822	1,822	1,822	2,540	2,540	2,540	2,540	2,540	2,540	2,540	2,540	2,540	2,540	2,540	2,540	2,540
	Width	mm	1,204	1,204	1,204	1,204	1,204	1,204	1,204	1,204	2,236	2,236	2,236	2,236	2,236	2,236	2,236	2,236	2,236	2,236	2,236	2,236	2,236
	Depth	mm	2,120	2,660	2,660	3,570	3,180	4,170	4,170	3,780	2,326	2,326	2,326	3,226	3,226	3,226	3,226	4,126	4,126	4,126	4,126	5,025	5,874
Operating weight		kg	686	773	820	1,014	996	1,177	1,169	1,200	1,723	1,750	1,928	2,205	2,233	2,363	2,261	2,749	2,909	3,065	3,320	3,754	4,115
Water heat exchanger	Type		Brazed plate																				
Water flow rate	Cooling Nom.	l/s	3.9	5.2	6.3	7.6	8.4	9.1	10.1	10.4	11.5	12.4	13.5	14.6	15.7	16.4	16.7	19.9	22.3	24.5	27.0	29.2	31.9
Water pressure drop	Cooling Nom.	kPa	27.4	34.5	26.5	64.2	41.8	45.9	54.5	41.4	69.7	80.0	66.8	46.4	53.0	77.3	59.0	54.6	67.3	79.6	65.5	75.2	88.1
Air heat exchanger	Type		Microchannel																				
Compressor	Type		Driven vapour compression (Scroll)																				
	Quantity		2	2	2	4	2	4	4	2	4	4	3	4	4	3	4	4	5	5	6	6	6
Fan	Type		Direct propeller																				
	Quantity		4	6	6	8	8	10	10	10	4	4	4	5	5	6	5	7	7	8	8	9	11
Sound power level	Cooling Nom. (ISO 9614-1)	dB(A)	85	88	90	88	92	90	91	93	93	94	95	95	95	96	96	97	97	98	98	98	99
Sound pressure level	Cooling Nom. (@ 1m)	dB(A)	67	71	72	70	74	71	72	75	74	75	76	75	76	77	76	77	77	78	78	78	78
Refrigerant	Type/GWP		R-32/675																				
	Total charge	kg	8	9	9	13	11	15	15	13	19	19	19	26	25	26	24	35	36	41	42	47	53
	Quantity of circuits		1	1	1	2	1	2	2	1	2	2	1	2	2	1	2	2	2	2	2	2	2
Piping connections	Evaporator water inlet/outlet (OD)	mm	76.1	76.1	76.1	88.9	76.1	88.9	88.9	76.1	88.9	88.9	76.1	88.9	88.9	76.1	88.9	88.9	88.9	114.3	114.3	114.3	114.3
Electrical data	DOL Starting current Max	A	213	313	324	284	462	384	395	498	410	420	546	573	583	588	594	636	681	719	763	801	843
	Running current Nom.	A	59	69	83	112	113	122	136	142	147	160	179	194	206	196	219	237	285	310	358	381	398
	Running current Max	A	73	86	96	143	132	156	167	168	182	193	216	243	254	258	265	307	351	389	433	471	513
	Voltage/Phase/Frequency	V/Ph/Hz	400-3-50																				

EWAT~B-SSB~ Trade Price - Including UK Recommended options (1)	£13,116	£15,402	£17,116	£21,264	£20,183	£24,539	£26,861	£22,678	£31,426	£33,157	£29,070	£37,192	£39,382	£34,050	£41,539	POA	POA	POA	POA	POA	POA	POA
---	----------------	----------------	----------------	----------------	----------------	----------------	----------------	----------------	----------------	----------------	----------------	----------------	----------------	----------------	----------------	------------	------------	------------	------------	------------	------------	------------

Note: Low and Reduced noise versions are available.
 (1) UK Recommended options include:
 All models - OPT-15 Under/over voltage control, OPT-58 Evaporator flow switch, OPT-75 Rubber antivibration mounts, OPT-115 Water filter
 In addition, models with Multi-V coil layout - OPT-42 Speedtrol fan control, OPT-141 Side panels on coil ends, OPT-153 Blue Coat
 Mandatory commissioning by Daikin Airconditioning UK, see page 305

Please contact your local sales office for further information on these products and extensive option flexibility – download info from daikin.co.uk

EWAT~B-XSB

R32 Multi-Scroll Chiller – Cooling Only – High Efficiency – Standard Sound



Model	EWAT***B-XSB~		085	115	145	180	185	200	220	230	250	280	300	310	320	360	370	430	470	540	600	660	700	
Cooling capacity	Nom.	kW	88	114	143	179	182	201	226	239	255	282	305	305	326	352	372	425	472	538	609	662	704	
Power input	Cooling Nom.	kW	29	37	44	57	64	66	75	75	82	88	97	97	107	113	121	137	153	175	195	211	227	
Capacity control	Method		Staged			Var.		Staged		Variable			Staged			Variable								
	Minimum capacity	%	50	38	50	25	38	21	19	50	17	16	24	14	22	33	19	17	25	14	12	11	17	
EER	Nom.	kW/kW	3.04	3.11	3.23	3.14	2.87	3.06	3.03	3.21	3.12	3.20	3.13	3.13	3.06	3.11	3.06	3.11	3.09	3.07	3.12	3.14	3.10	
SEER	EN14825		4.25	4.65	4.45	4.38	4.47	4.40	4.50	4.31	4.47	4.59	4.60	4.60	4.50	4.34	4.48	4.56	4.55	4.56	4.61	4.64	4.58	
ESEER	Cooling (Part L)		4.10	4.26	4.21	4.04	4.07	3.99	4.08	4.12	4.06	4.17	3.96	4.16	4.16	4.01	4.09	4.18	4.24	4.19	4.16	4.20	4.14	
Dimensions	Height	mm	1,801	1,801	1,822	2,540	1,822	2,540	2,540	2,540	2,540	2,540	2,540	2,540	2,540	2,540	2,540	2,540	2,540	2,540	2,540	2,540	2,540	
	Width	mm	1,204	1,204	1,204	2,236	1,204	2,236	2,236	2,236	2,236	2,236	2,236	2,236	2,236	2,236	2,236	2,236	2,236	2,236	2,236	2,236	2,236	
	Depth	mm	2,660	3,180	3,780	2,326	3,780	2,326	2,326	3,226	3,226	3,226	3,226	3,226	3,226	4,126	4,126	4,126	5,025	5,025	5,874	6,774	6,774	
Operating weight		kg	742	836	958	1,644	1,078	1,674	1,710	2,030	2,001	2,147	2,246	2,178	2,215	2,659	2,718	2,813	3,256	3,490	3,942	4,344	4,486	
Water heat exchanger	Type		Braze plate																					
Water flow rate	Cooling Nom.	l/s	4.2	5.4	6.9	8.6	8.7	9.6	10.8	11.4	12.2	13.4	14.5	14.6	15.6	16.8	17.7	20.3	22.5	25.7	29.1	31.6	33.6	
Water pressure drop	Cooling Nom.	kPa	31.6	37.3	31.1	40.7	45.2	50.1	43.7	49.3	54.2	39.9	62.3	46.1	52.0	80.7	65.7	56.7	68.5	59.7	74.6	70.3	78.5	
Air heat exchanger	Type		Microchannel																					
Compressor	Type		Driven vapour compression (Scroll)																					
	Quantity		2	2	2	4	2	4	4	2	4	4	3	4	4	3	4	4	4	4	5	6	6	6
Fan	Type		Direct propeller																					
	Quantity		6	8	10	4	10	4	4	5	5	6	6	6	6	7	7	8	9	10	12	13	14	
Sound power level	Cooling Nom. (ISO 9614-1)	dB(A)	86	89	91	91	92	92	93	95	94	95	96	95	95	96	96	97	98	98	99	99	99	
Sound pressure level	Cooling Nom. (@ 1m)	dB(A)	68	71	72	72	74	73	74	75	74	75	76	76	76	76	76	77	77	78	78	78	78	
Refrigerant	Type/GWP		R-32/675																					
	Total charge	kg	9	10	11	20	12	20	20	24	24	28	28	28	28	32	31	36	44	49	55	60	66	
	Quantity of circuits		1	1	1	2	1	2	2	1	2	2	1	2	2	1	2	2	2	2	2	2	2	
Piping connections	Evaporator water inlet/outlet (OD)	mm	76.1	76.1	76.1	88.9	76.1	88.9	88.9	76.1	88.9	88.9	76.1	88.9	88.9	76.1	88.9	88.9	88.9	114.3	114.3	114.3	114.3	
Electrical data	DOL Starting current Max	A	215	315	328	290	464	388	399	506	414	543	554	554	564	592	602	640	678	727	779	817	855	
	Running current Nom.	A	56	67	79	110	108	122	135	128	145	158	168	170	183	192	208	234	259	298	334	360	387	
	Running current Max	A	75	87	100	149	134	160	171	176	186	213	224	224	235	262	273	311	348	397	449	487	525	
	Voltage/Phase/Frequency	V/Ph/Hz	400-3-50																					

EWAT~B-XSB~ Trade Price - Including UK Recommended options (1)	£16,103	£18,318	£20,929	£29,069	£23,422	£31,935	£33,386	£28,984	£35,934	£38,625	£34,143	£40,831	£42,522	£38,132	POA	POA	POA	POA	POA	POA	POA	POA
---	----------------	----------------	----------------	----------------	----------------	----------------	----------------	----------------	----------------	----------------	----------------	----------------	----------------	----------------	------------	------------	------------	------------	------------	------------	------------	------------

Note: Low and Reduced noise versions are available.
 (1) UK Recommended options include:
 All models - OPT-15 Under/over voltage control, OPT-58 Evaporator flow switch, OPT-75 Rubber antivibration mounts, OPT-115 Water filter
 In addition, models with Multi-V coil layout - OPT-42 Speedtrol fan control, OPT-141 Side panels on coil ends, OPT-153 Blue Coat
 Mandatory commissioning by Daikin Airconditioning UK, see page 305

Please contact your local sales office for further information on these products and extensive option flexibility – download info from daikin.co.uk



EWYT~B- A New Generation of Heat Pump Multi-Scroll Chillers

Future proof air-cooled heat pump scroll chiller series with refrigerant R32

The best performance and the lowest combined levels of direct and indirect CO₂ emissions

- › Wide Capacity range: Heating 82-650, Cooling 75-610 (Nominal conditions)
- › Top class efficiency, SEER up to 4,92 and SCOP up to 4,06
- › Available in Silver and Gold efficiency versions
- › Dedicated R32 optimised scroll compressors and heat exchangers for hot water production up to 60°C (Nominal conditions)
- › The Global Warming Potential (GWP) of R-32 refrigerant is 675, which is only one third compared to commonly used R-410A refrigerant
- › As a single component refrigerant, R-32 is also easier to recycle and reuse – another environmental plus in its favour
- › Optimised Copper-Aluminium Coils improving performances and de-frosting operation
- › Standard, Low and Reduced sound configurations
- › One or two independent refrigerant circuits
- › Extensive option list including on-board pump kits with or without buffer tank, inverter pump with possibility for variable primary flow control, on-board sequencing
- › Full compatibility with Daikin on-site, cloud-based monitoring

Two Copper/Aluminium condenser coil layouts available



Parallel coils

- › Slim layout
- › Alucoat Fins Coils as standard with option for Blygold

Double-V coils

- › Broad layout
- › Alucoat Fins Coils as standard with option for Blygold



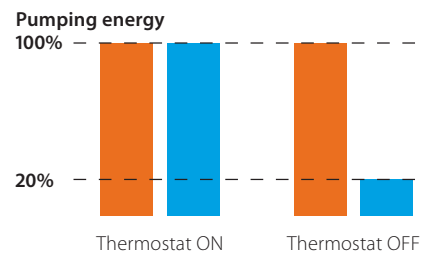
BLUEEVOLUTION +

Optimised heating

VFD pumps and variable flow control options available

- › Variable pump speed control via external 0-10 volt signal
- › “Thermostat on” and “thermostat off” pump speed management
- › Variable primary flow control

■ No VFD
■ VFD



Intelligent Chiller Manager

Connection to Intelligent Chiller Manager

Daikin offers the Intelligent Chiller Manager option, allowing energy optimisation of the system and, when necessary, full customisation of the control solutions, even in more complex installations.

- › High number of units
- › Cooling and Heating mode
- › Peripheral controls

EWYT~B-SSA

R32 Multi-Scroll Chiller – Heat Pump – Standard Efficiency – Standard Sound



Model	EWYT***B-SSA~		085	105	135	175	205	215	235	255	300	340	390	430	490	540	590	630	
Cooling capacity	Nom.	kW	75	98	120	153	189	193	212	230	270	317	350	375	434	482	531	570	
Power input	Cooling Nom.	kW	28	37	45	58	71	72	79	87	102	118	133	147	171	192	206	219	
Heating capacity	Nom.		82	106	132	170	209	213	236	256	300	343	390	433	487	542	591	627	
	45°C CLWT, 4K DT, -5°C Winter Amb.	kW	61	79	98	127	156	160	175	189	222	254	292	325	365	405	440	465	
Power input heating	Heating Nom.		28	37	45	59	73	74	82	87	104	116	136	150	167	185	202	214	
Capacity control	Method		Staged				Variable		Staged		Variable								
	Minimum capacity	%	50	38	50	38	19	50	17	25	22	19	17	25	22	19	18	17	
EER	Nom.	kW/kW	2.69	2.68	2.70	2.65	2.66	2.67	2.69	2.66	2.65	2.69	2.63	2.55	2.54	2.51	2.57	2.60	
SEER	EN14825		3.90	3.98	3.90	4.01	3.96	3.90	3.96	3.90	3.99	4.10	3.99	4.00	4.23	4.23	4.17	4.25	
ESEER	Cooling (Part L)		3.83	3.74	3.76	3.57	3.66	3.74	3.56	3.67	3.62	3.74	3.63	3.72	3.87	3.87	3.85	3.89	
COP	Nom.	kW/kW	2.91	2.90	2.91	2.88	2.89	2.88	2.87	2.94	2.88	2.95	2.88	2.88	2.92	2.93	2.93	2.93	
SCOP	EN14825		3.34	3.41	3.36	3.40	3.37	3.40	3.34	3.29	3.27	3.28	3.35	3.33	3.37	3.35	3.38	3.37	
Dimensions	Height	mm	1,800	1,800	1,800	1,800	1,800	1,800	1,800	1,800	2,514	2,514	2,514	2,514	2,514	2,514	2,514	2,514	
	Width	mm	1,195	1,195	1,195	1,195	1,195	1,195	1,195	1,195	2,282	2,282	2,282	2,282	2,282	2,282	2,282	2,282	
	Depth (Length)	mm	2,225	2,825	3,425	3,425	4,350	4,025	4,950	4,950	3,225	3,225	4,125	4,125	4,125	4,125	5,025	5,025	
Operating weight		kg	962	1,072	1,172	1,327	1,511	1,511	1,811	1,839	2,114	2,270	3,200	3,210	3,207	3,397	4,302	4,308	
Water heat exchanger	Type		Brazen plate																
Water flow rate	Cooling Nom.	l/s	3.6	4.7	5.8	7.3	9	9.2	10.1	11	12.9	15.1	16.7	17.9	20.7	23	25.3	27.2	
Water pressure drop	Cooling Nom.	kPa	14.9	24.1	35.1	54	45	46.4	55.1	45.1	60.2	49.2	58.8	66.7	58.7	71.2	58.3	66.1	
Air heat exchanger	Type		Copper pipe / aluminium fin																
Compressor	Type		Driven vapour compression (Scroll)																
	Quantity		2	2	2	2	4	2	4	4	4	4	4	4	5	6	6	6	
Fan	Type		Direct propeller																
	Quantity		4	6	8	8	10	10	12	12	5	6	8	8	8	8	10	10	
Sound power level	Cooling Nom. (ISO 9614-1)	dB(A)	84	87	89	91	90	92	91	92	94	95	96	96	97	97	98	98	
Sound pressure level	Cooling Nom. (@ 1m)	dB(A)	66	69	71	73	71	74	72	73	75	75	76	76	77	77	77	77	
Refrigerant	Type/GWP		R-32/675																
	Total charge	kg	11	19	27	27	35	35	43	43	28	42	71	71	71	71	86	100	
	Quantity of circuits		1	1	1	1	2	1	2	2	2	2	2	2	2	2	2	2	
Piping connections	Evaporator water inlet/outlet (OD)	mm	88.9	88.9	88.9	88.9	88.9	88.9	88.9	88.9	88.9	88.9	88.9	88.9	88.9	88.9	88.9	88.9	
Electrical data	DOL Starting current Max	A	211	327	343	464	408	495	425	439	564	598	636	666	712	757	795	825	
	Running current Nom.	A	54	66	76	99	125	123	134	146	174	198	227	253	291	328	353	372	
	Running current Max	A	68	85	101	131	166	163	183	197	232	266	304	334	379	425	463	493	
	Voltage/Phase/Frequency	V/Ph/Hz	400-3-50																

EWYT~B-SSA~ Trade Price - Including UK Recommended options (1)	£16,008	£18,440	£20,773	£24,754	£31,703	£30,130	£35,002	£37,099	£46,624	£50,459	POA	POA	POA	POA	POA	POA	POA	POA
---	----------------	----------------	----------------	----------------	----------------	----------------	----------------	----------------	----------------	----------------	------------	------------	------------	------------	------------	------------	------------	------------

Please note: Low and Reduced noise versions are available.
 (1) UK Recommended options include:
 All models - OPT-15 Under/over voltage control, OPT-43 Condenser Coil Guards, OPT-58 Evaporator flow switch, OPT-75 Rubber antivibration mounts, OPT-114 Nordic kit, OPT-115 Water filter
 In addition, models with Double-V coil layout - OPT-42 Speedtrol fan control
 Mandatory commissioning by Daikin Airconditioning UK, see page 305

Please contact your local sales office for further information on these products and extensive option flexibility – download info from daikin.co.uk

EWYT~B-XSA

R32 Multi-Scroll Chiller – Heat Pump – High Efficiency – Standard Sound



Model	EWYT***B-XSA~		085	115	135	175	215	215	235	265	310	350	400	440	500	560	600	630	650	
Cooling capacity	Nom.	kW	80	104	126	166	206	206	229	250	294	335	370	406	467	519	560	597	610	
Power input	Cooling Nom.	kW	26	35	42	57	72	68	75	83	96	110	122	134	158	177	193	204	207	
Heating capacity	Nom.		86	111	133	176	218	215	239	261	306	350	401	444	500	556	599	634	650	
	45°C CLWT, 4K DT, -5°C Winter Amb.	kW	64	82	98	131	164	160	177	192	228	262	299	332	373	416	445	470	481	
Power input heating	Heating Nom.		26	33	39	52	65	63	69	75	89	102	118	128	147	165	180	192	203	
Capacity control	Method		Staged						Variable											
	Minimum capacity	%	50	38	50	38	50	19	17	25	22	19	17	25	22	19	18	17	17	
EER	Nom.	kW/kW	3.03	2.95	2.99	2.93	2.86	3.03	3.06	3.00	3.06	3.05	3.02	3.01	2.95	2.93	2.90	2.92	2.95	
SEER	EN14825		4.24	4.38	4.24	4.45	4.21	4.41	4.40	4.13	4.57	4.67	4.54	4.57	4.72	4.71	4.70	4.69	4.40	
ESEER	Cooling (Part L)		4.13	4.18	4.13	4.09	4.08	4.21	4.19	4.04	4.31	4.32	4.30	4.36	4.46	4.41	4.38	4.35	4.05	
COP	Nom.	kW/kW	3.30	3.35	3.41	3.41	3.36	3.43	3.44	3.43	3.45	3.44	3.41	3.47	3.40	3.37	3.33	3.31	3.20	
SCOP	EN14825		3.70	3.72	3.70	3.67	3.66	3.70	3.86	3.77	3.90	3.90	3.82	3.85	3.83	3.81	3.79	3.76	3.53	
Dimensions	Height	mm	1,800	1,800	1,800	1,800	1,800	1,800	1,800	1,800	2,514	2,514	2,514	2,514	2,514	2,514	2,514	2,514	2,514	
	Width	mm	1,195	1,195	1,195	1,195	1,195	1,195	1,195	1,195	2,282	2,282	2,282	2,282	2,282	2,282	2,282	2,282	2,282	
	Depth (Length)	mm	2,825	3,425	3,425	4,025	4,625	5,550	6,150	6,150	4,125	4,125	5,025	5,025	5,925	5,925	6,825	6,825	6,825	
Operating weight		kg	938	941	1,007	1,393	1,564	2,135	1,796	1,827	3,103	3,289	3,648	3,995	4,270	4,527	4,861	5,027	5,027	
Water heat exchanger	Type		Brazen plate																	
Water flow rate	Cooling Nom.	l/s	3.8	5.0	6.0	7.4	9.8	9.8	10.9	11.9	14.0	16.0	17.7	19.4	22.3	24.7	26.7	28.5	29.1	
Water pressure drop	Cooling Nom.	kPa	9.5	15.2	21.5	20.1	29.6	12.0	14.6	17.1	22.8	28.9	34.7	23.6	30.4	33.6	38.6	43.2	45.0	
Air heat exchanger	Type		Copper pipe / aluminium fin																	
Compressor	Type		Driven vapour compression (Scroll)																	
	Quantity		2	2	2	2	2	4	4	4	4	4	4	4	5	6	6	6	6	
Fan	Type		Direct propeller																	
	Quantity		6	8	8	10	12	14	16	16	7	8	10	10	12	12	14	14	14	
Sound power level	Cooling Nom. (ISO 9614-1)	dB(A)	81	86	88	90	91	89	90	91	92	93	94	95	95	96	96	97	98	
Sound pressure level	Cooling Nom. (@ 1m)	dB(A)	63	67	69	71	73	69	70	71	72	73	74	74	75	75	75	75	77	
Refrigerant	Type/GWP		R-32/675																	
	Total charge	kg	17	29	30	35	44	50	50	55	70	70	85	100	115	129	144	158	158	
	Quantity of circuits		1	1	1	1	1	2	2	2	2	2	2	2	2	2	2	2	2	
Piping connections	Evaporator water inlet/outlet (OD)	mm	88.9	88.9	88.9	88.9	88.9	88.9	88.9	88.9	88.9	88.9	88.9	88.9	88.9	88.9	88.9	88.9	88.9	
Electrical data	DOL Starting current Max	A	213	329	343	465	497	412	429	443	562	594	629	659	710	755	790	820	841	
	Running current Nom.	A	53	65	75	99	123	122	132	143	170	192	215	236	276	313	338	358	361	
	Running current Max	A	70	87	101	133	165	170	186	201	229	262	297	327	377	423	458	488	509	
	Voltage/Phase/Frequency	V/Ph/Hz	400-3-50																	

EWYT~B-XSA~ Trade Price - Including UK Recommended options (1)	£18,788	£22,093	£24,467	£30,088	£33,945	£40,200	£42,516	£44,666	£55,414	£60,157	POA	POA	POA	POA	POA	POA	POA	POA
---	----------------	----------------	----------------	----------------	----------------	----------------	----------------	----------------	----------------	----------------	------------	------------	------------	------------	------------	------------	------------	------------

Please note: Low and Reduced noise versions are available.
 (1) UK Recommended options include:
 All models - OPT-15 Under/over voltage control, OPT-43 Condenser Coil Guards, OPT-58 Evaporator flow switch, OPT-75 Rubber antivibration mounts, OPT-114 Nordic kit, OPT-115 Water filter
 In addition, models with Double-V coil layout - OPT-42 Speedtrol fan control
 Mandatory commissioning by Daikin Airconditioning UK, see page 305

Please contact your local sales office for further information on these products and extensive option flexibility – download info from daikin.co.uk

Daikin Fan Coil Units

High-efficiency BLDC Fan Coil units for comfort cooling / heating



Brushless DC Motors for:

- › Higher operational efficiency
- › Greater comfort control
- › Low sound levels

Benefits for the installer

- › Reduced amount of sizes: less stock space needed
- › Easy integration to BMS systems via modbus protocol

Benefits for the consultant

- › Comprehensive range with single source of supply for all configurations
- › Efficient BLDC fan motors for comfort and low sound levels

Benefits for the end user

- › High comfort level
- › Up to 70% savings on running costs
- › Controller with timer programmed operating mode

Higher efficiency than AC (Alternative Current) motor

- › Up to 70% energy savings
- › No heat generation
- › No power losses
- › Higher efficiency than AC motors to reach set point
- › Increased life expectancy >10,000 hours

High comfort level

- › Less fluctuation of air temperature and relative humidity
- › More consistent output level
- › Stepless speed change for gradual air output
- › More accurate adjustments to reach set point

Low sound levels

- › Lower minimum rotation speed
- › No start-stop sequence
- › Gradual air output



Fan Coil Units



FWCSA Electronic Fan Coil Unit Controller

Main features:

- › Management of BLDC fan motor using 0-10V/DC
- › Management of on/off or proportional valves
- › Management of electric heater
- › Relative humidity control
- › Cooling/heating mode switching based on air or water temperature
- › Contact for remote activation (window contact or remote on/off)
- › Weekly timer programmed operation
- › Configurable digital output
- › Master slave system on serial RS485
- › Master slave system using conveyed waves (CW)
- › BMS supervision system using Modbus RS485
- › Easy user interface

Type	Model	Product name	Fan motor type	Capacity
Floor standing unit	Floor standing unit - For vertical mounting - Continuous air flow regulation and fan speed modulation - Up to 70% energy savings - Low sound levels	FWZ-AT/AF	 BLDC	Cooling: 0.60 - 10.08 kW Heating: 0.69 - 11.18 kW
Flexi type unit	Flexi type unit - For horizontal or vertical mounting - Continuous air flow regulation and fan speed modulation - Up to 70% energy savings - Low sound levels	FWR-AT/AF	 BLDC	Cooling: 0.60 - 10.08 kW Heating: 0.69 - 11.18 kW
	Concealed flexi type unit - For horizontal or vertical concealed mounting - Continuous air flow regulation and fan speed modulation - Up to 70% energy savings - Low sound levels	FWS-AT/AF	 BLDC	Cooling: 0.60 - 10.08 kW Heating: 0.69 - 11.18 kW
Ducted unit	Concealed ceiling unit with medium ESP - For horizontal concealed mounting - Instant adjustment to temperature and relative humidity changes - Available static pressure up to 50 Pa - Low sound levels	FWP-CAT/CAF NEW	 BLDC	Cooling: 1.76 - 7.68 kW Heating: 1.81 - 7.84 kW
	Concealed ceiling unit with high ESP - For horizontal or vertical concealed mounting - Available static pressure up to 120 Pa - Easy maintenance	FWN-AT/AF	 BLDC	Cooling: 2.86 - 8.75 kW Heating: 3.70 - 9.13 kW
	4-way blow ceiling mounted cassette - 600 x 600 cassette - Integrated fresh air intake - Horizontal auto swing - Easy installation in corners - Standard drain pump with 750 mm lift	FWF-BT/BF	 AC	Cooling: 1.4 - 5.2 kW Heating: 2.3 - 6.7 kW
Ceiling mounted cassette	Round flow cassette - 900 x 900 cassette - 360° air discharge ensures uniform air flow - Integrated fresh air intake - Easy installation in corners - Standard drain pump with 850 mm lift	 FWC-BT/BF	 BLDC	Cooling: 4.0 - 8.7 kW Heating: 5.5 - 12.1 kW
	Wall mounted unit - High aesthetic cabinet design - Optimum air distribution - Easy installation - 3-speed fan motor	FWT-GT	 AC	Cooling: 2.11 - 5.28 kW Heating: 2.49 - 6.01 kW

FWCSA Controller Recommended

Capacity conditions

EUROVENT conditions

Cooling

27°C db / 19°C wb - Entering water 7°C - Leaving water 12°C

Heating 4 Pipe

20°C db - Entering water 70°C - Leaving water 60°C

Heating 2 Pipe

20°C db - Entering water 50°C - Flow rate as in cooling mode

TYPICAL UK cooling conditions

22°C db / 16.0°C wb - Entering water 7°C - Leaving water 12°C

0 Pa External Static Pressure

0% Glycol

FWP and FWN Ducted FCU - Above capacities are based on 30 Pa and 60 Pa External Static Pressure respectively

FWS Uncased - Based on 20 Pa external static

FWZ-AT/AF

Inverter Driven Floor Standing Fan Coil Units



BLDC fan motor unit for vertical mounting.
Continuous air flow regulation and fan speed modulation

- › Up to 70% energy savings with brushless DC motor technology compared to traditional technology
- › Instant adjustment to temperature and relative humidity changes
- › Low operating sound level
- › Highly flexible solutions: multiple sizes, piping topologies and connection valves
- › Requires very little installation space

Cased Low Wall Mount Type 2-pipe			FWZ02AT	FWZ03AT	FWZ06AT	FWZ08AT
Capacity	UK Total Cooling	kW	1.39	2.57	3.23	5.11
	Nominal Cooling	kW	2.64	4.96	6.32	10.08
	Nominal Heating	kW	3.47	6.40	7.51	11.18
Dimensions	Height x Width x Depth	mm	226 x 774 x 564	226 x 987 x 564	226 x 1194 x 564	251 x 1404 x 564
Weight		kg	20	25	31	41
Sound Power	High/Low	dBA	62/28	70/28	64/28	71/28
Sound Pressure	High/Low	dBA	54/20	62/20	56/20	63/20
Air Flow Rate	High	m ³ /min	9.33	15.00	20.00	27.66
Water Connections		inch	1/2	1/2	1/2	3/4
Electrical Data	Power Supply		1ph			
Trade Fan Coil Price - Naked - No Valve (Base Unit)			FWZ02ATN	FWZ03ATN	FWZ06ATN	FWZ08ATN
			£319.00	£335.00	£389.00	£484.00
Trade Fan Coil Price - Complete with 3-way 230V valve, elec heater & FWEC SAP power control factory fitted			FWZ02AATV6V3ES-	FWZ03AATV6V3ES-	FWZ06AATV6V3ES-	FWZ08AATV6V3ES-
			£728.00	£755.00	£820.00	£929.00
Cased Low Wall Mount Type 4-pipe			FWZ02AF	FWZ03AF	FWZ06AF	FWZ08AF
Capacity	UK Total Cooling	kW	1.39	2.57	3.23	5.11
	Nominal Cooling	kW	2.64	4.96	6.32	10.08
	Nominal Heating	kW	2.46	4.19	6.45	10.06
Dimensions	Height x Width x Depth	mm	226 x 774 x 564	226 x 987 x 564	226 x 1194 x 564	251 x 1404 x 564
Weight		kg	21	26	33	44
Sound Power	High/Low	dBA	62/28	70/28	64/28	71/28
Sound Pressure	High/Low	dBA	54/20	62/20	56/20	63/20
Air Flow Rate	High	m ³ /min	9.33	15.00	20.00	27.66
Water Connections		inch	1/2	1/2	1/2	3/4
Electrical Data	Power Supply		1ph			
Trade Fan Coil Price - Naked - No Valve (Base Unit)			FWZ02AFN	FWZ03AFN	FWZ06AFN	FWZ08AFN
			£347.00	£368.00	£436.00	£534.00
Trade Fan Coil Price - Complete with 3-way 230V valve & FWEC SAP power control factory fitted			FWZ02AAFV6V3-S-	FWZ03AAFV6V3-S-	FWZ06AAFV6V3-S-	FWZ08AAFV6V3-S-
			£692.00	£712.00	£781.00	£891.00

* Alternative valve kits are available to satisfy specific project requirements, please consult Applied Department for further details.

FWZ Accessories

Accessory Ref	02	03	06	08
2-pipe 3-way 230V on/off valve kits c/w lockshields		E2MV03A6		E2MV10A6
		£142.00		£150.00
4-pipe 3-way 230V on/off valve kits c/w lockshields		E4MV03A6		E4MV10A6
		£257.00		£269.00
Electric Heater	EEH02A6	EEH03A6	EEH06A6	EEH10A6
	£177.00	£179.00	£201.00	£207.00
Fresh Air Intake	EFA02A6	EFA03A6	EFA06A6	EFA10A6
	£51.00	£57.00	£63.00	£70.00
Rear Panel	ERP02A6	ERP03A6	ERP06A6	ERP10A6
	£26.00	£30.00	£35.00	£43.00
Support Feet		ESFV06A6		ESFV10A6
		£13.00		£13.00
Supporting Feet & Grille	ESFVG02A6	ESFVG03A6	ESFVG06A6	ESFVG10A6
	£21.00	£26.00	£30.00	£40.00
Split Electronic Controller	FWEC SA = FWEC SAP + FWEC SAC			
Power Control Board + Control Panel	£157.00 or £88.00 + £69.00			
Vertical Drainpan	EDPV6	£5.00		
Return Air Sensor	FWTSKA	£7.00		
Humidity Sensor	FWHska	£15.00		

Notes:

- The FWEC SA can operate up to 256 fan coils as master slave control on RS485 network
- Factory configured FCU orders with <20pcs results in a longer leadtime. We recommend base units & accessory kits from stock are considered with fitting at site by customer for these smaller quantities

Inverter Driven Flexi Fan Coil Units



BLDC fan motor unit for horizontal or vertical mounting. Continuous air flow regulation and fan speed modulation

- › For wall or ceiling mounted installation: ideal solution for spaces with no false ceilings
- › Up to 70% energy savings with brushless DC motor technology compared to traditional technology
- › Instant adjustment to temperature and relative humidity changes
- › Low operating sound level
- › Highly flexible solutions: multiple sizes, piping topologies and connection valves
- › Requires very little installation space

Cased Flexi Type 2-pipe			FWR02AT	FWR03AT	FWR06AT	FWR08AT
Capacity	UK Total Cooling	kW	1.39	2.57	3.23	5.11
	Nominal Cooling	kW	2.64	4.96	6.32	10.08
	Nominal Heating	kW	3.47	6.40	7.51	11.18
Dimensions	Height x Width x Depth	mm	226 x 774 x 564	226 x 987 x 564	226 x 1194 x 564	251 x 1404 x 564
Weight		kg	21	27	33	44
Sound Power	High/Low	dBA	62/28	70/28	64/28	71/28
Sound Pressure	High/Low	dBA	54/20	62/20	56/20	63/20
Air Flow Rate	High	m ³ /min	9.33	15.00	20.00	27.66
Water Connections		inch	1/2	1/2	1/2	3/4
Electrical Data	Power Supply		1ph			
Trade Fan Coil Price - Naked - No Valve (Base Unit)			FWR02ATN	FWR03ATN	FWR06ATN	FWR08ATN
			£331.00	£359.00	£415.00	£527.00
Trade Fan Coil Price - Complete with 3-way 230V valve, elec heater & FWECSAP power control factory fitted			FWR02AATV6V3ES-£740.00	FWR03AATV6V3ES-£804.00	FWR06AATV6V3ES-£838.00	FWR08AATV6V3ES-£971.00
Cased Flexi Type 4-pipe			FWR02AF	FWR03AF	FWR06AF	FWR08AF
Capacity	UK Total Cooling	kW	1.39	2.57	3.23	5.11
	Nominal Cooling	kW	2.64	4.96	6.32	10.08
	Nominal Heating	kW	2.46	4.19	6.45	10.06
Dimensions	Height x Width x Depth	mm	226 x 774 x 564	226 x 987 x 564	226 x 1194 x 564	251 x 1404 x 564
Weight		kg	22	28	35	46
Sound Power	High/Low	dBA	62/28	70/28	64/28	71/28
Sound Pressure	High/Low	dBA	54/20	62/20	56/20	63/20
Air Flow Rate	High	m ³ /min	9.33	15.00	20.00	27.66
Water Connections		inch	1/2	1/2	1/2	3/4
Electrical Data	Power Supply		1ph			
Trade Fan Coil Price - Naked - No Valve (Base Unit)			FWR02AFN	FWR03AFN	FWR06AFN	FWR08AFN
			£363.00	£391.00	£460.00	£583.00
Trade Fan Coil Price - Complete with 3-way 230V valve and FWECSAP power control factory fitted			FWR02AAFV6V3-S-£709.00	FWR03AAFV6V3-S-£723.00	FWR06AAFV6V3-S-£805.00	FWR08AAFV6V3-S-£940.00

* Alternative valve kits are available to satisfy specific project requirements, please consult Applied Department for further details.

FWR Accessories

Accessory Ref	02	03	06	08
2-pipe 3-way 230V on/off valve kits c/w lockshields		E2MV03A6		E2MV10A6
		£142.00		£149.00
4-pipe 3-way 230V on/off valve kits c/w lockshields		E4MV03A6		E4MV10A6
		£256.00		£270.00
Electric Heater	EEH02A6	EEH03A6	EEH06A6	EEH10A6
	£178.00	£178.00	£201.00	£206.00
Rear Panel	ERPV02A6	ERPV03A6	ERPV06A6	ERPV10A6
	£26.00	£31.00	£36.00	£44.00
Split Electronic Controller	FWECSA = FWECSAP + FWECSAC			
Power Control Board + Control Panel	£157.00 or £88.00 + £69.00			
Vertical Drainpan	EDPV6	£5.00		
Return Air Sensor	FWTSKA	£7.00		
Humidity Sensor	FWHska	£15.00		

Notes:

- The FWECSA can operate up to 256 fan coils as master slave control on RS485 network
- Factory configured FCU orders with <20pcs results in a longer leadtime. We recommend base units & accessory kits from stock are considered with fitting at site by customer for these smaller quantities

FWS-AT/AF

Inverter Driven Low Static Concealed Flexi Fan Coil Units



Concealed Flexi Type 2-pipe			FWS02AT	FWS03AT	FWS06AT	FWS08AT
Capacity	UK Total Cooling	kW	1.08	2.02	2.52	3.99
	Nominal Cooling	kW	2.64	4.96	6.32	10.08
	Nominal Heating	kW	3.47	6.40	7.51	11.18
Dimensions	Height x Width x Depth	mm	224 x 584 x 535	224 x 794 x 535	224 x 1004 x 535	249 x 1214 x 535
Weight		kg	15	19	23	32
Sound Power	High/Low	dBA	62/28	70/28	64/28	71/28
Sound Pressure	High/Low	dBA	54/20	62/20	56/20	63/20
Air Flow Rate	High	m ³ /min	9.33	15.00	20.00	27.66
Water Connections		inch	1/2	1/2	1/2	3/4
Electrical Data	Power Supply		1ph			
Trade Fan Coil Price - Naked - No Valve (Base Unit)			FWS02ATN	FWS03ATN	FWS06ATN	FWS08ATN
			£285.00	£305.00	£349.00	£436.00
Trade Fan Coil Price - Complete with 3-way 230V valve, elec heater & FWEC SAP pcb factory fitted			FWS02AATV6V3ES-	FWS03AATV6V3ES-	FWS06AATV6V3ES-	FWS08AATV6V3ES-
			£695.00	£726.00	£781.00	£879.00
Concealed Flexi Type 4-pipe			FWS02AF	FWS03AF	FWS06AF	FWS08AF
Capacity	UK Total Cooling	kW	1.08	2.02	2.52	3.99
	Nominal Cooling	kW	2.64	4.96	6.32	10.08
	Nominal Heating	kW	2.46	4.19	6.45	10.06
Dimensions	Height x Width x Depth	mm	224 x 584 x 535	224 x 794 x 535	224 x 1004 x 535	249 x 1214 x 535
Weight		kg	16	20	25	34
Sound Power	High/Low	dBA	62/28	70/28	64/28	71/28
Sound Pressure	High/Low	dBA	54/20	62/20	56/20	63/20
Air Flow Rate	High	m ³ /min	9.33	15.00	20.00	27.66
Water Connections		inch	1/2	1/2	1/2	3/4
Electrical Data	Power Supply		1ph			
Trade Fan Coil Price - Naked - No Valve (Base Unit)			FWS02AFN	FWS03AFN	FWS06AFN	FWS08AFN
			£315.00	£341.00	£392.00	£489.00
Trade Fan Coil Price - Complete with 3-way 230V valve and FWEC SAP power control factory fitted			FWS02AAFV6V3-S-	FWS03AAFV6V3-S-	FWS06AAFV6V3-S-	FWS08AAFV6V3-S-
			£660.00	£685.00	£736.00	£845.00

* Alternative valve kits are available to satisfy specific project requirements, please consult Applied Department for further details.

BLDC fan motor unit for horizontal or vertical concealed mounting. Continuous air flow regulation and fan speed modulation

- › Blends unobtrusively with any interior décor: only the suction and discharge grilles are visible
- › Up to 70% energy savings with brushless DC motor technology compared to traditional technology
- › Instant adjustment to temperature and relative humidity changes
- › Low operating sound level
- › Highly flexible solutions: multiple sizes, piping topologies and connection valves
- › Available static pressure up to 50Pa at maximum speed

FWS Accessories

Accessory Ref	02	03	06	08
2-pipe 3-way 230V on/off valve kits c/w lockshields	E2MV03A6		E2MV10A6	
	£142.00		£149.00	
4-pipe 3-way 230V on/off valve kits c/w lockshields	E4MV03A6		E4MV10A6	
	£256.00		£270.00	
Electric Heater	EEH02A6	EEH03A6	EEH06A6	EEH10A6
	£178.00	£178.00	£201.00	£206.00
Air Intake & Discharge Grille	EAIDF02A6	EAIDF03A6	EAIDF06A6	EAIDF10A6
	£120.00	£148.00	£191.00	£226.00
Support Feet	ESFV06A6			ESFV10A6
	£13.00			£13.00
Plenum Box With Circular Connections (FWS-A Only)	EPCC02A6	EPCC03A6	EPCC06A6	EPCC10A6
	£63.00	£69.00	£89.00	£123.00
Split Electronic Controller	FWEC SA = FWEC SAP + FWEC SAC			
Power Control Board + Control Panel	£157.00 or £88.00 + £69.00			
Vertical Drainpan	EDPV6	£5.00		
Horizontal Drainpan	EDPHB6	£5.00		
Return Air Sensor	FWTSKA	£7.00		
Humidity Sensor	FWHska	£15.00		

Notes:

- The FWEC SA can operate up to 256 fan coils as master slave control on RS485 network
- Factory configured FCU orders with <20pcs results in a longer leadtime. We recommend base units & accessory kits from stock are considered with fitting at site by customer for these smaller quantities

Inverter Driven Medium Static Ducted Fan Coil Units



BLDC fan motor unit for horizontal concealed mounting. Continuous air flow regulation and fan speed modulation

- › Blends unobtrusively with any interior décor: only the suction and discharge grills are visible
- › Up to 50% energy savings with brushless DC motor technology compared to traditional technology
- › Instant adjustment to temperature and relative humidity changes
- › Low operating sound level
- › Highly flexible solutions: multiple sizes, piping topologies and connection valves
- › 7-speed electrical motors (with thermal protection on windings)
- › Available static pressure up to 80Pa at maximum speed

Concealed Ducted Type 2-pipe			FWP04CT	FWP05CT	FWP06CT	FWP08CT	FWP10CT	FWP11CT	FWP15CT	FWP17CT
Capacity	Nominal Cooling	kW	1.76	1.95	2.75	3.27	4.35	4.91	6.85	7.68
Dimensions	Height x Width x Depth	mm	252 x 758 x 603			253 x 968 x 603		282 x 1177 x 713		
Weight		kg	19	20	25	28	33	33	39	39
Sound Power	High/Low	dBA	52/32	55/37	58/39	60/39	59/39		69/60	
Air Flow Rate	Med	m ³ /min	4.10	4.58	6.00	8.87	11.45	11.45	19.50	19.50
Water Connections		inch	1/2 (Female)	1/2 (Female)	1/2 (Female)	1/2 (Female)	3/4 (Female)	3/4 (Female)	3/4 (Female)	3/4 (Female)
Electrical Data	Power Supply		1ph							

Trade Fan Coil Price - Naked - No Valve (Base Unit)	FWP04CTN	FWP05CTN	FWP06CTN	FWP08CTN	FWP10CTN	FWP11CTN	FWP15CTN	FWP17CTN
	£406.00	£424.00	£483.00	£497.00	£529.00	£576.00	£689.00	£744.00
Trade Fan Coil Price - Complete with 3-way 230V valve, elec heater & FWEC SAP pcb factory fitted	FWP04 CATN6V3ES-	FWP05 CATN6V3ES-	FWP06 CATN6V3ES-	FWP08 CATN6V3ES-	FWP10 CATN6V3ES-	FWP11 CATN6V3ES-	FWP15 CATN6V3ES-	FWP17 CATN6V3ES-
	£828.00	£846.00	£914.00	£928.00	£975.00	£1,020.00	£1,135.00	£1,190.00

Concealed Ducted Type 4-pipe			FWP05CF	FWP06CF	FWP08CF	FWP10CF	FWP11CF	FWP15CF	FWP17CF	
Capacity	Nominal Cooling	kW	1.76	1.95	2.75	3.27	4.35	4.91	6.85	7.68
	Nominal Heating	kW	1.81	1.98	2.8	3.7	4.75	5.03	7.76	7.84
Dimensions	Height x Width x Depth	mm	252 x 758 x 603			253 x 968 x 603		282 x 1177 x 713		
Weight		kg	19	20	25	28	33	33	39	39
Sound Power	High/Low	dBA	52/32	55/37	58/39	60/39	59/39		69/60	
Air Flow Rate	Med	m ³ /min	4.10	4.58	6.00	8.87	11.45	11.45	19.50	19.50
Water Connections		inch	1/2 (Female)	1/2 (Female)	1/2 (Female)	1/2 (Female)	3/4 (Female)	3/4 (Female)	3/4 (Female)	3/4 (Female)
Electrical Data	Power Supply		1ph							

Trade Fan Coil Price - Naked - No Valve (Base Unit)	FWP04CFN	FWP05CFN	FWP06CFN	FWP08CFN	FWP10CFN	FWP11CFN	FWP15CFN	FWP17CFN
	£456.00	£476.00	£543.00	£552.00	£650.00	£701.00	£759.00	£815.00
Trade Fan Coil Price - Complete with 3-way 230V valve & FWEC SAP pcb factory fitted	FWP04 CAFV6V3-S-	FWP05 CAFV6V3-S-	FWP06 CAFV6V3-S-	FWP08 CAFV6V3-S-	FWP10 CAFV6V3-S-	FWP11 CAFV6V3-S-	FWP15 CAFV6V3-S-	FWP17 CAFV6V3-S-
	£781.00	£801.00	£873.00	£882.00	£994.00	£1,046.00	£1,103.00	£1,160.00

* Alternative valve kits are available to satisfy specific project requirements, please consult Applied Department for further details.

FWP Accessories


Accessory Ref	04	05	06	08	10	11	15	17
3-way 230V on/off valve kits c/w lockshields	E4V2N05OV3WA		E4V2N08OV3WA			E2MV10B6		
	£150.00		£152.00			£154.00		
3-way 230V on/off valve add.h/e	E4VHN08OV3WA				E4VHN17OV3WA			
	£138.00				£146.00			
Pressure Independent Control Valve (2 Pipe Units)	FWBPVPIC2V15		FWBPVPIC2V20		FWBPVPIC2V25			
	£245.00		£287.00		£443.00			
Pressure Independent Control Valve (4 Pipe Units)	FWBPVPIC2V1015		FWBPVPIC2V1515	FWBPVPIC2V2015		FWBPVPIC2V2515		
	£482.00		£490.00	£535.00		£689.00		
Electric Heater	EH060V3A		EH100V36A		EH200V36A			
	£229.00		£233.00		£237.00			
Horizontal Drainpan	EDPD7				EDPD9			
	£21.00				£26.00			
Split Electronic Controller	FWEC SA = FWEC SAP + FWEC S AC							
Power Control Board + Control Panel	£157.00 or £88.00 + £69.00							
Return Air Sensor	FWTSKA		£7.00					
Humidity Sensor	FWHska		£15.00					

Notes:

- The FWEC SA can operate up to 256 fan coils as master slave control on RS485 network
- Factory configured FCU orders with <20pcs results in a longer leadtime. We recommend base units & accessory kits from stock are considered with fitting at site by customer for these smaller quantities

FWN-AT/AF

High Static Ducted Fan Coil Units



BLDC fan motor unit for horizontal or vertical mounting. Continuous air flow regulation and fan speed modulation

- › Up to 70% energy savings with brushless DC motor technology compared to traditional technology
- › Instant adjustment to temperature and relative humidity changes
- › Low operating sound level
- › Highly flexible solutions: multiple sizes, piping topologies and connection valves
- › The air filter can easily be removed for cleaning
- › Straight duct connector mounted to discharge side
- › Available static pressure up to 120Pa at maximum speed

Concealed Ducted Type 2-pipe			FWN04AT	FWN05AT	FWN06AT	FWN07AT	FWN08AT	FWN10AT
Capacity	UK Total Cooling	kW	2.01	2.25	3.15	2.90	3.96	4.33
	Nominal Cooling	kW	3.80	4.65	6.02	6.66	7.58	8.50
	Nominal Heating	kW	4.85	5.79	7.67	8.65	9.46	10.70
Dimensions	Height x Width x Depth	mm	280 x 754 x 559		280 x 964 x 559		280 x 1174 x 559	
Weight		kg	32.5	33.3	40.6	41.7	47.3	48.7
Sound Power	High / Low	dBA	66/54	66/54	69/59	69/61	72/62	72/62
Sound Pressure	High / Low	dBA	52/40	52/40	55/48	55/47	58/48	58/48
Air Flow Rate	High	m ³ /min	13.37	13.20	20.68	20.10	26.82	26.40
Water Connections		inch	3/4 (Female)					
Electrical Data	Power Supply		1ph					

Trade Fan Coil Price	£481.00	£518.00	£863.00	£914.00	£979.00	£990.00
-----------------------------	----------------	----------------	----------------	----------------	----------------	----------------

Concealed Ducted Type 4-pipe			FWN04AF	FWN05AF	FWN06AF	FWN07AF	FWN08AF	FWN10AF
Capacity	UK Total Cooling	kW	2.01	2.25	3.15	2.90	3.96	4.33
	Nominal Cooling	kW	2.76	3.60	4.54	5.17	5.22	6.12
	Nominal Heating	kW	4.48	4.45	6.53	6.44	9.13	9.07
Dimensions	Height x Width x Depth	mm	280 x 754 x 559		280 x 964 x 559		280 x 1174 x 559	
Weight		kg	34.7	35.5	43.2	44.3	50.3	51.7
Sound Power	High / Low	dBA	66/54	66/54	69/61	69/59	72/62	72/62
Sound Pressure	High / Low	dBA	52/40	52/40	55/47	55/48	58/48	58/48
Air Flow Rate	High	m ³ /min	13.23	13.07	20.17	19.65	26.22	25.83
Water Connections		inch	3/4 (Female)					
Electrical Data	Power Supply		1ph					

Trade Fan Coil Price	£544.00	£595.00	£938.00	£984.00	£1,034.00	£1,092.00
-----------------------------	----------------	----------------	----------------	----------------	------------------	------------------

* Alternative valve kits are available to satisfy specific project requirements, please consult Applied Department for further details.

FWN Accessories

Accessory Ref	02	03	06	08
2-pipe 3-way 230V on/off valve kits c/w lockshields		ED2MV04A6	ED2MV10A6	
		£149.00	£149.00	
4-pipe 3-way 230V on/off valve kits c/w lockshields		ED4MV04A6	ED4MV10A6	
		£290.00	£290.00	
Electric Heater (Standard)		EDEH04A6	EDEHS06A6	EDEHS10A6
		£207.00	£356.00	£356.00
Fresh Air intake Kit		EDMFA04A6	EDMFA06A6	EDMFA10A6
		£677.00	£685.00	£702.00
Vertical Drain Pan	EDDPV10A6	£10.00		
Horizontal Drain Pan	EDDPH10A6	£13.00		
Split Electronic Controller		FWECSA = FWESCAP + FWESCAC		
Power Control Board + Control Panel		£157.00 or £88.00 + £69.00		
Return Air Sensor	FWTSKA	£7.00		
Humidity Sensor	FWHska	£15.00		

Notes:

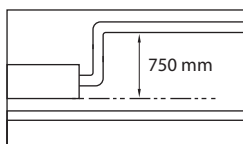
- i) The FWESCA can operate up to 256 fan coils as master slave control on RS485 network
- ii) Factory configured FCU orders with <20pcs results in a longer leadtime. We recommend base units & accessory kits from stock are considered with fitting at site by customer for these smaller quantities

600 Sq Cassette Fan Coil Units



AC fan motor unit for ceiling mounting.
Possibility to shut 1 or 2 louvres

- Modern style decoration panel in white (RAL9010)
- Compact casing (570mm in width and depth) enables unit to fit flush into ceilings and match standard architectural modules, without cutting ceiling tiles
- Comfortable horizontal auto swing ensures draughtfree operation and prevents ceiling soiling
- Optional fresh air intake
- Possibility to shut 1 or 2 louvres for easy installation in corners
- Standard drain pump with 750mm lift increases flexibility and installation speed



600sq Cassette Type 2-pipe c/w Decoration Panel BYFQ60B3			FWF02BT	FWF03BT	FWF04BT	FWF05BT
Capacity	UK Total Cooling	kW	1.20	1.90	2.50	3.10
	Nominal Cooling	kW	2.00	3.20	4.20	5.20
	Nominal Heating	kW	2.90	4.00	5.40	6.70
Dimensions	Height	mm	260	260	260	260
	Width	mm	575	575	575	575
	Depth	mm	575	575	575	575
Weight		kg	19	19	19	19
Sound Power	High / Low	dBA	44/36	44/36	50/36	55/42
Sound Pressure	High / Low	dBA	31/26	31/26	40/26	45/30
Air Flow Rate	High	m ³ /min	7.9	7.9	11.2	14.9
Water Connections		inch	3/4" BSP Female			
Electrical Data	Power Supply		1 ph			
Chilled Water Cassette Trade Price			£543.00	£583.00	£613.00	£645.00
Decoration Panel Trade Price (BYFQ60B3)			£223.00	£223.00	£223.00	£223.00
Total Cassette Trade Price			£766.00	£806.00	£836.00	£868.00
600sq Cassette Type 4-pipe c/w Decoration Panel BYFQ60B3			FWF02BF	FWF03BF	FWF04BF	FWF05BF
Capacity	UK Total Cooling	kW	1.10	1.60	2.00	2.50
	Nominal Cooling	kW	2.00	2.70	3.50	4.50
	Nominal Heating	kW	3.90	3.80	4.90	6.10
Dimensions	Height	mm	260	260	260	260
	Width	mm	575	575	575	575
	Depth	mm	575	575	575	575
Weight		kg	19	20	20	20
Sound Power	High / Low	dBA	44/36	44/36	50/36	55/42
Sound Pressure	High / Low	dBA	31/26	31/26	40/26	45/30
Air Flow Rate	High	m ³ /min	7.9	7.2	10.4	13.9
Water Connections		inch	3/4" BSP Female			
Electrical Data	Power Supply		1 ph			
Chilled Water Cassette Trade Price			£594.00	£636.00	£663.00	£693.00
Decoration Panel Trade Price (BYFQ60B3)			£223.00	£223.00	£223.00	£223.00
Total Cassette Trade Price			£817.00	£859.00	£886.00	£916.00

FWF Accessories

Accessory Ref		
Remote wired controller	BRC315D	£84.00
Wireless remote control cooling only	BRC7E531	£158.00
Wireless remote control heat pump	BRC7F530W	£200.00
Remote air sensor	KRCS01-1	£59.00
Unit/Group adapter pcb	KRP4A53	£87.00
Optional pcb for connection to ModBus	EKFCMBCB	£68.00
3-Way 230V on/off valve kit	EKMV3C09B	£79.00
Valve control PCB	EKRP1C11	£130.00
Installation box for EKRP1C11 valve PCB	KRP1BB101	£58.00

Notes:

- i) It is not possible to combine both VRV and water based fan coils on the same F1/F2 line

FWF Valve control requirements

2 pipe unit: 1 x valve kit EKMV3C09B
+ 1 x installation box for PCB KRP1BB101
+ 1 x valve control PCB EKRP1C11

4 pipe unit: 2 x valve kit EKMV3C09B
+ 1 x installation box for PCB KRP1BB101
+ 1 x valve control PCB EKRP1C11

FWC-BT/BF

Cassette Fan Coil Units

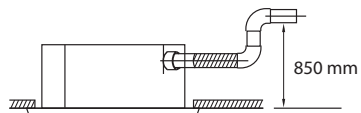


BLDC fan motor unit for ceiling mounting.
360° air discharge

- › 360° air discharge ensures uniform air flow and temperature distribution
- › Modern style decoration panel in white (RAL9010)
- › Optional fresh air intake
- › Comfortable horizontal air discharge ensures draught free operation and prevents ceiling soiling



- › Possibility to shut 1 or 2 flaps for easy installation in corners
- › Standard drain pump with 850mm lift increases flexibility and installation speed



Cassette Type 2-pipe c/w Decoration Panel BYCQ140C			FWC06BT	FWC07BT	FWC08BT	FWC09BT
Capacity	UK Total Cooling	kW	3.30	4.10	4.30	4.80
	Nominal Cooling	kW	5.80	6.80	7.70	8.70
	Nominal Heating	kW	8.00	8.90	10.60	12.10
Dimensions	Height	mm	288	288	288	288
	Width	mm	840	840	840	840
	Depth	mm	840	840	840	840
Weight		kg	26	26	26	26
Sound Power	High / Low	dBA	43/31	47/33	53/36	57/40
Sound Pressure	High / Low	dBA	29/21	33/22	39/24	43/28
Air Flow Rate	High	m³/min	17.7	20.6	25.4	30.8
Water Connections		inch	3/4" BSP Female			
Electrical Data	Power Supply		1 ph			

Chilled Water Cassette Trade Price	£645.00	£686.00	£728.00	£764.00
Decoration Panel Trade Price (BYCQ140C)	£179.00	£179.00	£179.00	£179.00
Total Cassette Trade Price	£824.00	£865.00	£907.00	£943.00

Cassette Type 4-pipe c/w Decoration Panel BYCQ140C			FWC06BF	FWC07BF	FWC08BF	FWC09BF
Capacity	UK Total Cooling	kW	3.30	4.00	4.30	4.80
	Nominal Cooling	kW	5.80	6.60	7.60	8.70
	Nominal Heating	kW	7.50	8.40	9.70	11.00
Dimensions	Height	mm	288	288	288	288
	Width	mm	840	840	840	840
	Depth	mm	840	840	840	840
Weight		kg	29	29	29	29
Sound Power	High / Low	dBA	43/31	47/33	53/36	57/40
Sound Pressure	High / Low	dBA	29/21	33/22	39/24	43/28
Air Flow Rate	High	m³/min	17.1	19.9	24.6	29
Water Connections		inch	3/4" BSP Female			
Electrical Data	Power Supply		1 ph			

Chilled Water Cassette Trade Price	£808.00	£862.00	£899.00	£937.00
Decoration Panel Trade Price (BYCQ140C)	£179.00	£179.00	£179.00	£179.00
Total Cassette Trade Price	£987.00	£1,041.00	£1,078.00	£1,116.00

FWC Accessories

Accessory Ref		
Remote wired controller	BRC315D	£84.00
Wireless remote control cooling only	BRC7F533F	£158.00
Wireless remote control heat pump	BRC7F532F	£105.00
Remote air sensor	KRCS01-4	£51.00
Unit/Group adapter pcb	KRP4A53	£87.00
Optional pcb for connection to ModBus	EKFCMBCB	£68.00
Remote on/off control interface kit	EKRORO	£16.00
3-Way 230V on/off valve kit	EKMV3C09B	£79.00
Valve control PCB	EKRP1C11	£130.00
Installation box for EKRP1C11 valve PCB	KRP1H98A	£37.00

Notes:

- i) It is not possible to combine both VRV and water based fan coils on the same F1/F2 line

FWC Valve control requirements

2 pipe unit: 1 x valve kit EKMV3C09B
+ 1 x installation box for PCB KRP1H98A
+ 1 x valve control PCB EKRP1C11

4 pipe unit: 2 x valve kit EKMV3C09B
+ 1 x installation box for PCB KRP1H98A
+ 1 x valve control PCB EKRP1C11

FWT-GT

Wall Mounted Fan Coil Units



AC fan motor unit for wall mounting

- › High aesthetic cabinet design
- › Optimum air distribution
- › Easy to install
- › Wireless remote control up to 9m distance
- › 3-speed fan motor
- › Wide operating range
- › Low operating sound level thanks to tangential fan
- › Insulated with self-extinguishing class 1 heat insulation
- › Removable washable air filter (self-extinguishing class 1)

Cased High Wall Mount Type 2-pipe			FWT02GT	FWT03GT	FWT04GT	FWT05GT	FWT06GT
Capacity	UK Total Cooling	kW	1.59	1.67	2.10	2.90	3.41
	Nominal Cooling	kW	2.43	2.70	3.31	4.54	5.28
	Nominal Heating	kW	3.22	3.52	4.40	6.01	7.33
Dimensions	Height	mm	288	288	288	310	310
	Width	mm	800	800	800	1065	1065
	Depth	mm	206	206	206	224	224
Weight		kg	10	10	10	15	15
Sound Power	High / Low	dBA	45/36	48/39	55/45	55/47	59/51
Sound Pressure	High / Low	dBA	34/25	35/25	42/32	42/34	42/39
Air Flow Rate	High	m ³ /min	7.36	7.93	10.48	14.43	17.55
Water Connections		inch	1/2	1/2	1/2	1/2	1/2
Electrical Data	Power Supply				1ph		
Trade Fan Coil Price			£266.00	£279.00	£318.00	£385.00	£410.00

Loose Accessories / Options:

Accessory Ref	02-06
Standard wired remote controller	MERCA
	£96.00
Wired remote controller (Heat Pump)	SRC-HPA
	£52.00
Wireless remote controller (Heat Pump)	WRC-HPC
	£15.00

Notes:

- i) FWT fan coils are optimised for valveless control in cooling. We would recommend that a field supplied 4-port 3 way valve with 230V non-modulating on/off actuator be fitted if being used for heating only and for more precise control in cooling. A 230v power supply can be taken from the main PCB.

Daikin Air Handling Units

With their Plug & Play design and inherent flexibility, Daikin air handling units can be configured and combined specifically to meet building requirements.

Our systems are designed to be the most environmentally friendly and the most energy-efficient on the market, thus reducing their ecological impact while at the same time keeping costs down through the minimisation of energy consumption.

When combined with the small physical footprint of the system, these features make our air handling units ideal for all markets.



Air Handling Units

Modular AHU application with Daikin DX condensers

Daikin fresh air package

The Daikin fresh air package provides a complete solution, including all unit controls (expansion valve, control box and AHU controller) and sensors factory mounted and configured.

This unique solution allows for Plug & Play connection of our AHU series to Daikin ERQ and VRV condensing units.

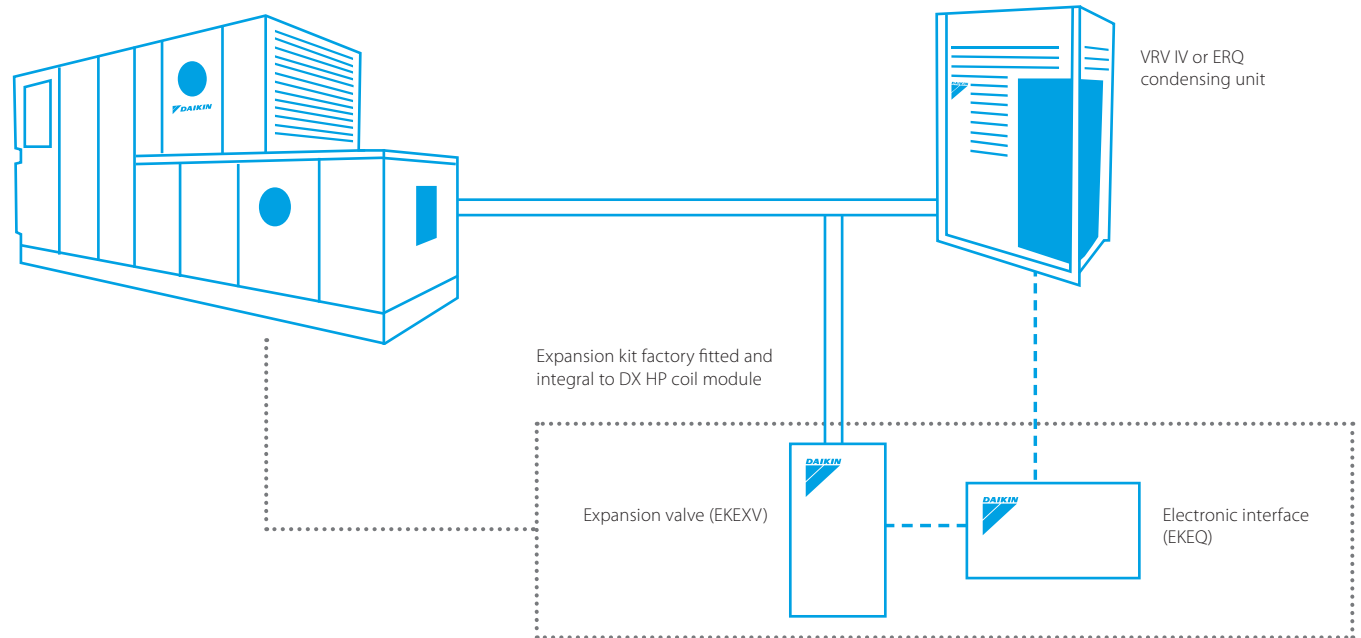
High comfort levels

Daikin ERQ and VRV units respond rapidly to fluctuations in supply air temperature, resulting in a steady indoor temperature and high comfort levels for the end-user. The VRV range delivers the ultimate in comfort by offering continuous heating, even during defrost.

High efficiency

Daikin heat pumps are renowned for their high part load energy efficiency in both cooling and heating operation. Coupled with the AHU airside heat recovery of >75%, the overall system efficiency is increased, with cooling and heating reduced, due to the effective transfer of extracted heat from the internal office environment to the incoming fresh air.

Integrating the AHU into a high ESEER and SCOP one-to-one heat pump application is even more effective since an office system can frequently be in cooling mode while the outdoor air is too cold to be brought inside in an unconditioned state. In this case, heat from the offices is merely transferred to heat up the cold incoming fresh air.



Please refer to pricing of our VRV IV+ RYYQ-U single unit page 130 and ERQ (Page 76) inverter driven condensing unit ranges which are compatible with the Modular AHU.

Daikin fresh air package



ADT

Air Handling Units

Modular-R AHU with high efficiency Rotary Heat Exchanger



Energy efficiency and indoor air quality

- › 10 predefined sizes
- › IE4 premium efficiency motor
- › High efficiency heat wheel (heat recovery)
- › Compact design
- › Advanced control features
- › Easy installation
- › Indoor air quality compliant with VDI 6022 hygiene guideline
- › Operating limits from -25 °C, -40 °C with electric heaters, up to +46 °C ambient temperature
- › VRV IV and ERQ coupling capability
- › Indoor and outdoor versions
- › Free cooling capability
- › Economy and Night mode operation
- › Bacnet & Modbus modules available as an option

EC fan

- › Air flow or pressure control (Variable Air Volume – Constant Air Volume)
- › Nominal air flow programmed at factory
- › Reduced noise with option NRLS

Simple, quick installation

The Modular series' Plug & Play design is more than just a convenient feature for installers. It offers cost-saving benefits as there is no need for expensive adjustments before the unit is commissioned. Plug & Play makes everyone's life simpler, safer and more economical.

		D-AHU Modular R - Base Unit c/w Thermal Wheel & DX Module									
		ADT01FCD1	ADT02FCD1	ADT03FCD1	ADT04FCD1	ADT05FCD1	ADT06FCD1	ADT07FCD1	ADT08FCD1	ADT09FCD1	ADT10FCD1
Unit Nominal Performance	Size										
	Supply/Extract Airflow [m³/s]	0.42	0.52	0.97	1.43	1.86	2.05	2.80	3.63	4.07	5.83
	Temp Efficiency Winter [%]	80.50	81.90	80.30	80.90	80.60	81.00	80.40	79.60	80.70	80.00
	Temp Efficiency Summer [%]	79.90	81.20	79.70	80.30	80.00	80.40	79.70	79.00	80.10	79.40
	ESP nominal [Pa]	250	250	250	250	250	250	250	250	250	250
	Nominal Fan Current - Supply/Extract [A]	3.3/3.3	3.1/3.1	1.9/1.9	4.1/4.1	3.8/3.8	4.0/4.0	9.0/9.0	7.7/7.7	4.0/4.0	9.0/9.0
	Power Input Supply, Nominal [kW]	0.46	0.58	1.06	1.59	1.99	2.26	3.06	3.88	2 x 2.25	2 x 3.18
	Power Input Extract, Nominal [kW]	0.45	0.56	1.02	1.54	1.93	2.18	2.94	3.74	2 x 2.18	2 x 3.05
	SFPv [kW/m³/s]	2.00	2.00	1.97	2.00	1.94	1.99	1.97	1.94	1.99	1.97
	Electrical Supply [V-Ph-Hz]	230-1-50	230-1-50	400-3+N-50	400-3+N-50	400-3+N-50	400-3+N-50	400-3+N-50	400-3+N-50	400-3+N-50	400-3+N-50
	Length [mm]	2400	2400	2500	2620	2780	2980	3100	3150	2980	3100
	Depth [mm]	720	820	990	1200	1400	1400	1600	1940	1940	2300
	Height (Including Base Frame) [mm]	1320	1320	1540	1740	1740	1920	1920	2180	2460	2570
	Weight [kg]	385	414	555	667	848	895	1070	1501	1606	1986
	DX Total Cooling Capacity [kW]	3.9	4.6	8.7	13.0	16.9	18.6	25.4	34.1	37.8	52.9
	Outdoor Unit Nominal Cooling Power Input [kW]	-	-	-	3.51	4.53	5.22	7.42	2 x 4.53	2 x 5.22	2 x 7.42
	Sound Power Level - Lw dB(A)	73	76	74	78	79	79	84	81	81	88
Trade Air Handling Unit Price	POA	POA	POA	POA	POA	POA	POA	POA	POA	POA	
Matched Air Cooled Condensing Unit	Model	-	-	-	ERQ125AV1	ERQ140AV1	ERQ200AW1	ERQ250AW1	2 x ERQ200AW1	2 x ERQ200AW1	2 x ERQ250AW1

		D-AHU Modular R - Base Unit c/w Thermal Wheel & CHW Module									
		ADT01FCW1	ADT02FCW1	ADT03FCW1	ADT04FCW1	ADT05FCW1	ADT06FCW1	ADT07FCW1	ADT08FCW1	ADT09FCW1	ADT10FCW1
Unit Nominal Performance	Size										
	Supply/Extract Airflow [m³/s]	0.42	0.51	0.96	1.42	1.86	2.04	2.81	3.63	4.06	5.83
	Temp Efficiency Winter [%]	80.70	82.00	80.40	81.00	80.60	81.10	80.40	79.60	80.80	80.00
	Temp Efficiency Summer [%]	80.10	81.30	79.80	80.30	80.00	80.40	79.70	79.00	80.10	79.40
	ESP nominal [Pa]	250	250	250	250	250	250	250	250	250	250
	Nominal Fan Current - Supply/Extract [A]	3.3/3.3	3.1/3.1	4.6/4.6	4.1/4.1	3.8/3.8	4.0/4.0	9.0/9.0	7.7/7.7	4.0/4.0	9.0/9.0
	Power Input Supply, Nominal [kW]	0.46	0.58	1.11	1.59	2.02	2.29	3.13	3.95	2 x 2.28	2 x 3.25
	Power Input Extract, Nominal [kW]	0.44	0.55	1.05	1.52	1.93	2.17	2.95	3.74	2 x 2.17	2 x 3.05
	SFPv [kW/m³/s]	2.00	1.99	2.00	2.00	1.94	1.99	1.98	1.94	2.00	1.97
	Electrical Supply [V-Ph-Hz]	230-1-50	230-1-50	400-3+N-50	400-3+N-50	400-3+N-50	400-3+N-50	400-3+N-50	400-3+N-50	400-3+N-50	400-3+N-50
	Length [mm]	2400	2400	2500	2620	2780	2980	3100	3150	2980	3100
	Depth [mm]	720	820	990	1200	1400	1400	1600	1940	1940	2300
	Height (Including Base Frame) [mm]	1320	1320	1540	1740	1740	1920	1920	2180	2460	2570
	Weight [kg]	383	413	555	668	850	900	1074	1499	1601	1988
	Total Cooling Capacity [kW]	3.0	3.6	6.8	10.2	13.3	14.7	19.8	26.5	29.2	41.5
	Outdoor Unit Nominal Cooling Power Input [kW]	-	-	2.56	3.9	5.52	5.8	7.47	9.45	12.7	15.1
	Sound Power Level - Lw dB(A)	74	76	77	78	79	79	85	81	81	88
Trade Air Handling Unit Price	POA	POA	POA	POA	POA	POA	POA	POA	POA	POA	
Matched Air Cooled Reverse Cycle Chiller	Model	EWYQ004 BVP-H	EWYQ004 BVP-H	EWYQ008 BVP-H	EWYA011 DW1P-H	EWYA014 DW1P-H	EWYQ016 CWP-H	EWYQ021 CWP-H	EWYQ025 CWP-H	EWYQ032 CWP-H	EWYQ040 CWP-H

Notes:

Sound Power Level - Supply Air Unit Outlet.
 Data sheets for above selections are available on request.
 Ancillary modules include Dual or Single Silencers, Electric or LPHW Frost Coils, Humidifier & various Heating/Cooling Coil Modules.
 Final pricing will be dependent on actual selection configuration and additional modules required. Above pricing will provide a sufficiently accurate indication for budget purposes.

Please contact your local sales office for further information on selection at different working conditions & supply of consumable spare parts such as replacement filters.

Air Handling Units

Modular-P AHU with high efficiency Plate Heat Exchanger



Energy efficiency and indoor air quality

- > 10 predefined sizes
- > IE4 premium efficiency motor
- > High efficiency plate heat exchanger for heat recovery, all aluminium construction eliminates cross contamination of air flows
- > Compact design
- > Advanced control features
- > Easy installation
- > Indoor air quality compliant with VDI 6022 hygiene guideline
- > Operating limits from -25 °C, -40 °C with electric heaters, up to +46 °C ambient temperature
- > VRV IV and ERQ coupling capability
- > Indoor and outdoor versions
- > Free cooling capability
- > Economy and Night mode operation
- > Bacnet & Modbus modules available as an option

EC fan

- > Air flow or pressure control (Variable Air Volume – Constant Air Volume)
- > Nominal air flow programmed at factory
- > Reduced noise with option NRLS

Simple, quick installation

The Modular series' Plug & Play design is more than just a convenient feature for installers. It offers cost-saving benefits as there is no need for expensive adjustments before the unit is commissioned. Plug & Play makes everyone's life simpler, safer and more economical.

		D-AHU Modular P - Base Unit c/w Plate Heat Exchanger & DX Module									
Unit Nominal Performance	Size	ADT01ECD1	ADT02ECD1	ADT03ECD1	ADT04ECD1	ADT05ECD1	ADT06ECD1	ADT07ECD1	ADT08ECD1	ADT09ECD1	ADT10ECD1
	Supply/Extract Airflow [m³/s]	0.50	0.61	0.98	1.31	1.67	1.89	2.33	3.51	4.02	5.28
	Temp Efficiency Winter [%]	91.70	91.90	91.30	91.10	90.80	91.30	91.10	91.10	91.40	91.10
	Temp Efficiency Summer [%]	82.70	83.10	82.10	81.80	81.50	82.10	81.80	81.90	82.30	82.90
	ESP Nominal [Pa]	250	250	250	250	250	250	250	250	250	250
	Nominal Fan Current - Supply/Extract [A]	3.3/3.3	3.1/3.1	1.9/1.9	3.0/3.0	3.8/3.8	4.0/4.0	5.3/5.3	7.7/7.7	4.0/4.0	5.3/5.3
	Power Input Supply, Nominal [kW]	0.5	0.65	1.01	1.4	1.75	2.02	2.44	3.71	2 x 2.15	2 x 2.77
	Power Input Extract, Nominal [kW]	0.52	0.67	1.06	1.47	1.86	2.1	2.55	3.88	2 x 2.24	2 x 2.92
	SFPv [kW/m³/s]	1.88	1.98	1.94	2.00	2.00	2.00	1.98	2.00	2.00	1.99
	Electrical Supply [V-Ph-Hz]	230-1-50	230-1-50	400-3+N-50	400-3+N-50	400-3+N-50	400-3+N-50	400-3+N-50	400-3+N-50	400-3+N-50	400-3+N-50
	Length [mm]	2730	2900	3310	3360	3500	3910	4040	4540	4760	4890
	Depth [mm]	720	820	990	1200	1400	1400	1600	1940	1940	2300
	Height (Including Base Frame) [mm]	1320	1320	1540	1740	1740	1920	1920	2180	2460	2570
	Weight [kg]	402	421	591	695	882	956	1082	1618	1894	2305
	DX Total Cooling Capacity [kW]	5.0	6.2	10.0	13.6	17.4	19.6	24.4	36.8	42.3	55.00
Outdoor Unit Nominal Cooling Power Input [kW]	-	-	-	3.51	4.53	5.22	5.22	2 x 5.22	2 x 5.22	2 x 7.42	
Sound Power Level - Lw dB(A)	72	77	74	77	77	77	78	81	81	82	
Trade Air Handling Unit Price	POA	POA	POA	POA	POA	POA	POA	POA	POA	POA	
Matched Air Cooled Condensing Unit	Model	-	-	ERQ100AV1	ERQ125AV1	ERQ200AW1	ERQ200AW1	ERQ250AW1	ERQ200AW1	ERQ200AW1	ERQ250AW1

		D-AHU Modular P - Base Unit c/w Plate Heat Exchanger & CHW Module									
Unit Nominal Performance	Size	ADT01ECW1	ADT02ECW1	ADT03ECW1	ADT04ECW1	ADT05ECW1	ADT06ECW1	ADT07ECW1	ADT08ECW1	ADT09ECW1	ADT10ECW1
	Supply/Extract Airflow [m³/s]	0.50	0.60	0.98	1.29	1.67	1.89	2.33	3.51	4.26	5.28
	Temp Efficiency Winter [%]	91.70	92.00	91.30	91.10	90.80	91.30	91.10	91.10	91.20	91.10
	Temp Efficiency Summer [%]	82.70	83.20	82.10	81.90	81.50	82.10	81.80	81.90	82.00	81.80
	ESP nominal [Pa]	250	250	250	250	250	250	250	250	250	250
	Nominal Fan Current - Supply/Extract [A]	3.3/3.3	3.1/3.1	4.6/4.6	3.0/3.0	3.8/3.8	4.0/4.0	5.3/5.3	7.7/7.7	4.5/4.5	5.3/5.3
	Power Input Supply, Nominal [kW]	0.52	0.66	1.12	1.42	1.82	2.1	2.54	3.85	2 x 2.36	2 x 2.90
	Power Input Extract, Nominal [kW]	0.52	0.65	1.11	1.44	1.86	2.1	2.55	3.88	2 x 2.36	2 x 2.92
	SFPv [kW/m³/s]	1.90	1.95	2.00	2.00	2.00	2.00	1.98	2.00	2.00	2.00
	Electrical Supply [V-Ph-Hz]	230-1-50	230-1-50	400-3+N-50	400-3+N-50	400-3+N-50	400-3+N-50	400-3+N-50	400-3+N-50	400-3+N-50	400-3+N-50
	Length [mm]	2730	2900	3310	3360	3500	3910	4040	4540	4760	4890
	Depth [mm]	720	820	990	1200	1400	1400	1600	1940	1940	2300
	Height (Including Base Frame) [mm]	1320	1320	1540	1740	1740	1920	1920	2180	2460	2570
	Weight [kg]	401	420	591	696	885	961	1086	1616	1893	2308
	Total Cooling Capacity [kW]	3.9	4.8	8.0	10.9	14.0	16.0	19.3	29.2	35.4	43.3
Outdoor Unit Nominal Cooling Power Input [kW]	1.27	1.61	2.57	3.9	5.8	5.8	7.59	13.5	13.5	15.4	
Sound Power Level - Lw dB(A)	73	77	77	77	78	77	78	81	81	83	
Trade Air Handling Unit Price	POA	POA	POA	POA	POA	POA	POA	POA	POA	POA	
Matched Air Cooled Reverse Cycle Chiller	Model	EWYQ004 BVP-H	EWYQ005 BVP-H	EWYQ008 BVP-H	EWYA011 DW1P-H	EWYQ016 CWP-H	EWYQ016 CWP-H	EWYQ021 CWP-H	EWYQ032 CWP-H	EWYQ032 CWP-H	EWYQ040 CWP-H

Notes:

Sound Power Level - Supply Air Unit Outlet.
 Data sheets for above selections are available on request.
 Ancillary modules include Dual or Single Silencers, Electric or LPHW Frost Coils, Humidifier & various Heating/Cooling Coil Modules.
 Final pricing will be dependent on actual selection configuration and additional modules required. Above pricing will provide a sufficiently accurate indication for budget purposes.

Please contact your local sales office for further information on selection at different working conditions & supply of consumable spare parts such as replacement filters.

ALB

Air Handling Units

Modular-L AHU with high efficiency heat recovery



Energy efficiency and indoor air quality

- › Available in Pro and Smart versions
- › 6 predefined sizes
- › IE4 premium efficiency motor
- › High efficiency plate heat exchanger for heat recovery, all aluminium construction eliminates cross contamination of air flows
- › Advanced control option on Pro version utilising Siemens MicroTech control platform
- › Simplified control option on Smart version utilising P1/P2 platform
- › Easy installation
- › Very low height
- › Wide operating limits
- › Free cooling capability
- › Economy and Night mode operation
- › Monitoring and control through Daikin ITM

EC fan

- › Supplied with ePM1 50% (F7) supply air filter as standard
- › Air flow or pressure control (Variable Air Volume – Constant Air Volume)
- › Nominal air flow programmed at factory

Simple, quick installation

The Modular series' Plug & Play design is more than just a convenient feature for installers. It offers cost-saving benefits as there is no need for expensive adjustments before the unit is commissioned. Plug & Play makes everyone's life simpler, safer and more economical.

D-AHU Modular L - Base Unit							
Unit Nominal Performance	Size	ALB02*B(S)	ALB03*B(S)	ALB04*B(S)	ALB05*B(S)	ALB06*B(S)	ALB07*B(S)
	Supply/Extract Airflow [m³/s]	0.08	0.17	0.33	0.42	0.64	0.75
	Thermal Efficiency [%]	93	93	93	92	94	93
	Maximum ESP [Pa]	160	100	175	150	150	140
	Nominal Fan Current - Supply and Extract [A]	0.52	1.17	1.91	2.48	4.39	5.39
	Nominal Power Input [kW]	0.12	0.27	0.44	0.57	1.01	1.24
	SFPv [kW/m³/s]	1.50	1.50	1.50	1.50	1.50	1.50
	Electrical Supply [V-Ph-Hz]	230-1-50	230-1-50	230-1-50	230-1-50	230-1-50	230-1-50
	Length [mm]	1660	1800	2000	2000	2000	2000
	Width [mm]	920	1100	1600	1600	2000	2000
	Height [mm]	280	350	415	415	500	500
	Weight [kg]	125	180	270	280	355	360
	Duct Connection Size (mm)	Width 250 Height 150	400 200	500 300	500 300	700 400	700 400
	Sound Power Level - Lw dB(A) ⁽¹⁾	53	61	62	58	63	60
Sound Pressure Level - Lp dB(A) ⁽²⁾	34	39	41	37	46	41	
Trade Air Handling Unit Price - Pro Series⁽³⁾	ALB02*B	ALB03*B	ALB04*B	ALB05*B	ALB06*B	ALB07*B	
	£4,719.00	£5,564.00	£7,285.00	£8,157.00	£10,442.00	£11,113.00	
Trade Air Handling Unit Price - Smart Series⁽³⁾⁽⁴⁾	ALB02*BS	ALB03*BS	ALB04*BS	ALB05*BS	ALB06*BS	ALB07*BS	
	£4,167.00	£5,020.00	£6,748.00	£7,620.00	£9,908.00	£10,596.00	

* Indicates handing of unit, R=Right Hand, L = Left Hand. (S) Indicates Modular Light Smart. ⁽¹⁾ Sound Power Level. ⁽²⁾ Sound Pressure Level according to EN3744, Surrounding, Directivity (Q=2) at a distance of 1.5m. ⁽³⁾ Price includes, ePM1 50% (F7) Filter, Mineral wool insulation, Aluzinc internal skin and Aluzinc Pre-Painted external skin. ⁽⁴⁾ Units require BRC1E53C wired remote controller or Madoka BRC1H519(W,S,K).

Notes: Ancillary modules include Silencers, Electric Frost Coils & various Heating/Cooling Coil Modules will be delivered loose for installation at site. Final pricing will be dependent on actual selection configuration and additional modules required. Above pricing will provide a sufficiently accurate indication for budget purposes. The SFP figure shown in the above table is based at the nominal airflow and nominal ESP shown.

Please contact your local sales office for further information on selection at different working conditions & supply of consumable spare parts such as replacement filters.

Modular-L Options & Accessories:

Item	Model	Size					
		ALB02	ALB03	ALB04	ALB05	ALB06	ALB07
Compact filters							
ISO Coarse 55% (G4)	ALF**G4A	£19.00	£21.00		£27.00		£30.00
ePM10 55% (M5)	ALF**M5A	£55.00	£74.00		£103.00		£124.00
ePM1 50% (F7)	ALF**F7A	£57.00	£80.00		£105.00		£127.00
ePM1 80% (F9)	ALF**F9A	£62.00	£84.00		£111.00		£131.00
Silencer							
900 mm depth	ALS**90A	£209.00	£306.00		£412.00		£590.00
Sensors***							
CO2	ALP00COA				£462.00		
Humidity (%RH)	ALP00HUA				£267.00		
Temperature	ALP00TEA				£55.00		
Coil Modules***							
Electric pre -heating	ALD**HEFA	£1,230.00	£1,282.00		£1,710.00		£2,240.00
Electric post - heating	ALD**HESA	£1,248.00	£1,314.00		£2,031.00		£2,240.00
Water cooling (post - heating)	ALD**CWSA	£819.00	£947.00		£1,144.00		£1,565.00
Water heating (pre/post - heating)	ALD**HWUA	£370.00	£390.00		£555.00		£763.00
Mechanical accessories							
Sliding rail access doors	ALA**RLA	£131.00	£140.00		£159.00		£172.00
Valves***							
2-way water heating	ALV**HW2A	£59.00	£65.00		£87.00		£95.00
3-way water heating	ALV**HW3A	£74.00	£87.00		£95.00		£103.00
2-way water cooling	ALV**CW2A	£59.00	£59.00		£87.00		£95.00
3-way water cooling	ALV**CW3A	£74.00	£87.00		£95.00		£103.00
Electrical accessories***							
Modulating actuator	ALE00AMVA				£227.00		
Controls***							
Module Bacnet Pol 908	ALC00908A				£244.00		
Module Modbus Pol 902	ALC00902A				£156.00		
Pol 822 Room unit	ALC00822A				£104.00		
Module Pol 895 (Commissioning)	ALC00895A				£277.00		

Notes: ** Denotes model size number - Where accessories are common across model sizes the larger model dictates accessory code, Example G4 Compact Filter for ALB06 & ALB07 = ALF07G4A
*** These accessories are not compatible with the Modular L Smart Series

Daikin Service for Applied Products

Chiller and AHU Commissioning

Daikin UK offers a full commissioning service for our Applied Product ranges to ensure these products are set up to perform as designed from equipment start-up. Equally, this service can be offered to fulfil seasonal commissioning requirements to optimise system operation.

Model	Description	Net Price
UK.FSCC/SMALL	Commissioning for small size chiller <90kW (price per chiller)	£725.00
UK.FSCC/MEDIUM	Commissioning for medium size chiller 90-999kW (price per chiller)	£928.00
UK.FSCC/LARGE	Commissioning for chiller large >1000kW ~ (price per chiller)	£1,238.00
UK.FSC/ADT	Commissioning For Modular AHU (Price per AHU)	£619.00
UK.FSC/ADT/CH	Commissioning For Modular AHU and <70kW Chiller (Price per AHU)	£725.00
UK.FSC/ADT/DX1	Commissioning For Modular AHU and 1 x ERQ Condensing Unit (Price per AHU)	£725.00
UK.FSC/ADT/DX2	Commissioning For Modular AHU and 2 x ERQ Condensing Unit (Price per AHU)	£1,087.00

Notes:

i) Commissioning is mandatory on all chillers with a nominal capacity >15kW and as indicated on the product overview pages 270-274

Daikin On Site Chiller and AHU Remote Monitoring

Daikin's remote cloud server collects operational data 24/7 from the control system of a Daikin chiller or air handling unit plant. Daikin then turns this real time data into useful information on a web user interface which can be viewed using standard web browsers, making it suitable for any web-compatible device accessed by users with predefined access roles.

Two versions of access levels are available. A PREMIUM version that offers full functionality (10 year data history, 500 data points, leak detection, trend analysis, etc.) and a PARTNER version that offers core features (1 year data history and 200 data points).

You can trust Daikin's remote monitoring to be secure in all aspects such as data privacy, data storage security and data transport.

The primary benefit of Daikin's remote monitoring system is that your system's data and process data are collected and stored centrally during the system's lifecycle. The data is available whenever needed to make evaluations and to provide valuable information about the system's operating state, reliability and efficiency.

Daikin's remote monitoring is designed to:

- > Increase uptime, reduce unscheduled interruptions
- > Optimise efficiency and reduce energy waste
- > Increase lifetime and avoid wear by misuse
- > Give insight into the optimum use of equipment, including advice from a Daikin expert

Combine Daikin's remote monitoring with a service programme best suited to your needs.

Model	Description	Net Price
UK.FS.DOS/PREMIUM	DoS Premium Version (Access per Chiller or AHU)	£400.00
UK.FS.DOS/PARTNER	DoS Partner Version (Access per Chiller or AHU)	£245.00
UK.FS.DOS/INSTALL	One off cost per Chiller for installation of Modem if not undertaken at commissioning or existing unit	£360.00
UK.FS.DOS/MODEM	One off cost per Chiller for Modem if Option 155 (DoS Modem) not factory mounted If LAN available on site Modem not required	£265.00

Note: Sim Card to be supplied by Daikin.
When Daikin on-Site is fitted and activated, license is obligatory.


Please contact your regional service department for further information on these services.

Chiller and AHU Service and Maintenance

Daikin UK offers professional service and maintenance aftersales support for our Applied range of products to meet your site requirements. Our service is targeted at customers without a developed service department who will benefit from contracted manufacturer support.

Model	Description	Net Price
UK.FSCM/SMALL	Maintenance contract for small size chiller <90kW (price per maintenance visit)	£725.00
UK.FSCM/MED	Maintenance contract for medium size chiller 90-999kW (price per maintenance visit)	£725.00
UK.FSCM/LARGE	Maintenance contract for large size chiller >1000kW ~ (price per maintenance visit)	£1,087.00
UK.FSM/ADT	Maintenance visit for Modular AHU (Price per visit, per AHU - Size 01 to 10)	£360.00
UK.FSM/ADT/CH	Maintenance visit for Modular AHU and <70kW Chiller (Price per visit, per AHU)	£725.00
UK.FSM/ADT/DX1	Maintenance visit for Modular AHU and 1 x ERQ Condensing Unit (Price per visit, per AHU)	£725.00
UK.FSM/ADT/DX2	Maintenance visit for Modular AHU and 2 x ERQ Condensing Units (Price per visit, per AHU)	£1,087.00

Note: Consumables, such as filters, will be at an additional cost.





Daikin UK Price Book 2022

Training & Services

Training Centres Around the UK	308
National Solutions Centre	310
Terms and Conditions	313

Working with Daikin

Training Centres Around the UK

1 National Technology Centre

21 Woking Business Park
Albert Drive, Woking
Surrey GU21 5JY

2 Bristol office

Daikin Airconditioning UK Limited
Maple House, Brotherswood Court
Great Park Road, Almondsbury
Bristol BS32 4QW

3 Birmingham office

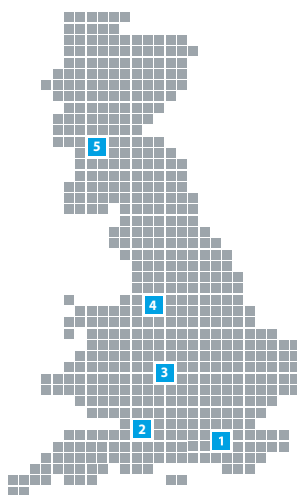
Daikin Airconditioning UK Limited
2470 Regents Court, The Crescent
Birmingham Business Park
Birmingham B37 7YE

4 Manchester office

Daikin Airconditioning UK Limited
17b Cobra Court, Blackmore Road
Manchester M32 0QY

5 Glasgow office

Daikin Airconditioning UK Limited
Unit 2, Glasgow Airport Business Park
Marchburn Drive
Paisley PA3 2SJ



Daikin UK is committed to supporting our partners' business development – and training is a crucial aspect of this growth. By helping your teams develop their skills on the latest low carbon systems, Daikin and our partners can successfully grow together, while supporting the UK's ambition to achieve a Zero Carbon economy.

daikintraining.co.uk

Daikin offers a wide range of courses focusing on installation, commissioning, maintenance, service and fault-finding. The courses are delivered at our regional training centres or online as required.

Alongside our regular courses, short web-based training sessions can also be delivered for customers looking for refresher courses on specific products, where previous product course attendance pre-requisites have been fulfilled.

Book training courses online at daikintraining.co.uk, where you can view the available training topics and dates available at our training centres around the UK.

Daikin Altherma training courses can be completed via live streaming modules online or as full-day courses at our training centres in Woking, Bristol, Birmingham, Manchester and Glasgow.

To find out when courses are scheduled via Live Streaming online and in person at Daikin UK regional training centres, or to check availability and book a place, please go to the Daikin UK booking website at daikintraining.co.uk

Once registered, you will have an individual training account to help you keep a log of training undertaken and print off training records and certificates.



National Technology Centre

The Technology Centre in Woking is Daikin's largest training and demonstration facility in the UK, with over two floors covering an area close to 1000m². The facility is able to hold three training events at one time, with additional equipment demonstration facilities and a dedicated suite for conducting web-based live training events.

The centre covers training for VRV Heat Recovery, VRV Heat Pump, Water Cooled VRV, Rooftops, Auto Cleaning Products, Controls including ITM, working with R32, and a variety of Split & Sky Air R32 systems. A dedicated controls area demonstrates the many different configurations for individual and centralised controls and BMS interface options available on Daikin systems.

The first floor is dedicated to Heating products with eight individual working bays containing a wide selection of systems to allow for practical hands-on training of commissioning and fault diagnosis.

To find out when courses are scheduled at Daikin UK regional training centres – and to check availability and book a place, please go to the Daikin UK booking website at **daikintraining.co.uk**

To view our latest training courses,
please go to **daikintraining.co.uk**

National Solutions Centre

Meeting the increased demand for high quality, bespoke solutions across the UK, Daikin UK is committed to working with you to tailor our systems and solutions to your exact requirements.

At our brand new National Solutions Centre in Thornbury, Bristol, Daikin UK is pleased to offer a range of bespoke solutions. These cover Split & Sky Air, VRV and Altherma product ranges, as well as customised accessories and controllers to enhance and improve system performance. The experts in our National Solutions Centre offer a wealth of experience in unit modification and made-to-order solutions for customers across the whole of the UK. As a result, we have seen an increase in the demand for bespoke solutions.

Our innovative solutions have been created with ease of installation and optimisation of the end-user experience, from vinyl condenser wraps to strip and rebuild of VRV systems. All these modifications maintain the units' CE marking.



Wrapping

Daikin UK's condenser wrapping service is a unique offering, in which bespoke patterned vinyl wraps are applied to disguise or make a feature of outdoor condenser units.

Based on customer photographs, a high quality printed vinyl wrap with laminate cover will be carefully applied to the unit. This will then be delivered to the customer site from the National Solutions Centre.

Lead time: 2-3 weeks from receipt of photo
Applicable units: All outdoor condensers

Typical modifications include:

- › Condenser wrapping
- › Repainting indoor and outdoor units
- › Strip and rebuilds
- › Blygold coating
- › Cassette collars
- › Creating weather-proof enclosures for VAM Total Heat Exchangers
- › Adding multi-box valves
- › Precision Piping Method for VRV systems
- › Customisation of controls
- › Plenums



Bespoke re-sprays

If you require units in customised shades for aesthetic or planning reasons, we offer a unit repainting service to any specified RAL or BS finish.

Our offering provides a uniform, long-lasting and professional finish. This service usually takes 2-3 weeks (from receipt of the unit in our workshop) and is available for all units.

Lead time: 2-3 weeks
Applicable units: All



Strip and rebuild

Strip and rebuild offers the benefit of time and cost savings by having VRV outdoor units delivered to site in portable components, so that they can be transported to the roof without the need for cranes and road closures. For more information, please refer to page 120.

Lead time: 3 weeks
Applicable condensers: All VRV condensers

Blygold treatment for heat exchangers

Daikin UK offers additional treatment for Heat Exchangers to protect against corrosion and pollution, ensuring the long term efficiency of the units.

We apply a Blygold treatment to the coil and fins. This is recommended for salt-laden air (coastal) projects or areas in which high levels of pollutants can create a barrier between the air and the heat exchanger.

Lead time: 2-3 weeks
Applicable units: All condensers

To discuss your requirements for tailored solutions, please contact your Daikin representative, who will liaise with the National Solutions Centre to provide you with a quote and lead time.

Indoor Unit Additions

Cassette collars

For use with Roundflow cassettes VRV/SkyAir

Daikin UK now offers bespoke ceiling cassette collars for use where there is insufficient ceiling void depth to install a traditional cassette. The latest range of cassette collars has been designed to be robust, durable and easy to install.

The new bespoke cassette collars are compatible with both VRV and Sky Air Compact Roundflow Cassettes, High COP Roundflow Cassettes and are available in three depths: 50mm, 100mm and 150mm.

Weatherproof enclosure – VAMs

VAM-FC/J8

Weatherproof enclosures for VAM Total Heat Exchangers

In situations where VAM units will not fit in a ceiling void, weatherproofing options allow VAM units to be installed on a roof and then ducted into the space requiring fresh air, allowing more types of property to benefit from improved indoor air quality. These enclosures are fitted to the VAM units by our National Solutions Centre, so they arrive on site ready for you to connect to the ductwork.

The enclosures are rated to IP44 to prevent ingress of the British weather from interfering with the operation of the unit. Please note that pre-heaters cannot be used with the enclosures. Weatherproofing is available for all J8 and FC series units.

Lead time: up to 6 weeks



Multi box with valves

New modifications available for VRV Multi BS box with isolation valves

Further increasing the flexibility of the Multi BS boxes, we are now able to offer the full range of Multi BS boxes with pre-installed valves, which allow indoor units to be added without altering system pipework. New indoor units can be added without removing refrigerant from the rest of the system, avoiding the need to pump down/vac out/recharge the whole system.

Lead time: 3-5 weeks

Precision Piping Method (PPM)

Precision Piping Method for VRV systems

Daikin PPM is a new method of piping manufacture for VRV installations, in which pipework preparation, bending, brazing and testing are completed in factory controlled conditions, before the pipework sections are delivered to site.

For more information, please see page 171.

Controls

Daikin offers customisation of controls including:



- > kWhr meter panels for monitoring the electrical power consumption of VRV systems
- > Refrigerant leak detection systems for category class A spaces
- > Madoka remote controller shrouds to avoid the need for wall redecoration when a controller is replaced
- > Madoka wired touch screen remote controller finishes in brushed chrome, polished chrome and polished brass
- > Automatic changeover panels for use with Split & Sky Air

Lead time: usually 3-4 weeks



Plenums

Daikin UK now offers supply air and return air plenums to allow connection of 200mm flexible ductwork to FXSQ-A, FBA-A, FXDQ, FDXM, FXMQ, FXSA-A and FXDA-A series units. Plenums are applicable to all Sky Air and VRV systems and are available from stock at the National Solutions Centre.





Ultimate Air Ltd

Terms and Conditions of Sale

1. TERMS OF CONTRACT

1.1 These Terms and Conditions of Sale shall be incorporated into all contracts of sale made by Ultimate Air Ltd registered in England (hereinafter referred to as "The Company") for the sale of any goods. Any printed or other terms of conditions used by the person, firm or company placing the order (hereinafter referred to as the "Customer") are excluded. The Company shall not be bound by any terms or conditions in the Customer's order. If the Customer's order contains any terms and conditions then these Terms and Conditions of Sale shall take precedence over such terms and conditions in the Customer's order, which shall be deemed deleted without notice.

1.2 Amendment of any contract can only be made by agreement between the parties and to bind the company must be made in writing and signed by an authorised official of the company. Any such amendment will entitle The Company to adjust the price and delivery dates appropriately.

2. QUOTATIONS AND ACCEPTANCE OF ORDERS

No quotation by the company shall constitute an offer. Quotations may be withdrawn at any time. The Company shall be bound by an order only upon issue of The Company's standard acknowledgement of order form. The Company shall not be obliged to accept any order and reserves its entire discretion in this respect.

3. SPECIFICATION

Goods will be supplied in accordance with the manufacturer's standard specification for the relevant type. The manufacturer reserves the right to make such improvements to and modifications of such specification as it or its suppliers think desirable in all circumstances.

4. PACKAGING

The specification for packaging the products shall be entirely at the discretion of The Company who shall have the right to pack all products in such manner and with such materials and in such quantities as it in its absolute discretion thinks fit and shall not be obliged to comply with any packaging instructions or requests of the Customer.

5. DELIVERY AND RISK

5.1a) In the case of all UK sales involving delivery within the UK the goods will be delivered by The Company to the Customer's premises. Goods shall be at the Customer's risk immediately on delivery into the Customer's premises (or into custody on Customer's behalf if sooner) and should be insured accordingly.

5.1b) Unless otherwise agreed, in the case of all non-UK sales involving delivery outside the UK the goods will be delivered FOB to the premises or port nominated by The Company. Risk of loss and damage to the goods shall pass to the Customer upon delivery FOB the place nominated by The Company. The goods shall, once the risk has passed to the Customer, in accordance with this clause be and remain at the Customer's risk at all times unless and until The Company has retaken possession of the goods and the Customer shall insure accordingly.

5.2 A delivery schedule should be agreed with The Company prior to placing the order. While The Company will endeavour to comply with such or any other agreed time(s) for delivery, The Company shall not in any circumstances be liable for any failure to do so.

5.3 The Company reserves the right to charge carriage, insurance and storage in cases where the Customer refuses to accept delivery of goods supplied by The Company in response to a duly authorised order received from the Customer.

5.4 Goods shall be signed for on receipt, any alleged shortages, discrepancies or damage must be notified to The Company within 15 days of receipt of goods by notice in writing for the attention of Credit Dept.

6. PROPERTY AND RISK

6.1 The Company shall retain title to the goods until it has received payment in full of all sums due in connection with the Contract or any other account. For these purposes The Company has only received a payment when the amount of that payment is irrevocably credited to its bank account.

6.2 The Customer shall store goods owned by The Company in such a way that they are clearly identifiable as The Company's property and shall maintain records of such goods identifying them as The Company's property. All goods supplied by The Company in the Customer's possession shall be presumed to belong to The Company (unless the Customer can prove otherwise).

6.3 Until title to the goods has passed to the Customer in accordance with Clause 6.1 The Company shall be entitled to trace the proceeds of sale of any goods owned by The Company. Such proceeds shall be held by the Customer on trust for The Company and at The Company's request will be paid into a separate bank account

6.4 Customer will not give less than fourteen days' notice to The Company before applying to the Court or appointment of an administrator. Failure to give such notice shall be deemed to be a fundamental breach of the Contract.

6.5 Customer's right to possession of the goods will cease at the earliest of the following dates.

6.5.1 The date of a notice given under Clause 6.4 or the latest date on which such notice should have been given.

6.5.2 The date on which the Customer commits any act or makes any omission which would entitle a receiver to take possession of any asset or would entitle any person to present a petition for winding up or to apply for an administration order in respect of the Customer or any event referred to in Clause 6.6 occurs.

6.6 If the Customer fails to make any payment to The Company when due, compounds with its creditors, executes an assignment for the benefit of its creditors, commits any act of bankruptcy or, being a company, enters into voluntary or compulsory liquidation or has a receiver, manager, administrator or administrative receiver appointed over all or parts of its assets or takes or suffers any similar action in consequence of a debt or becomes insolvent or if The Company has reasonable cause to believe that any of these events is likely to occur The company shall have the right, without prejudice to any other remedies

6.6.1 To enter without prior notice any premises where goods owned by it may be, and to repossess and dispose of any goods owned by it, so as to discharge any sums owed to it by the Customer under this or any other contract;

6.6.2 To require the Customer not to resell or part with possession of any goods owned by The Company until the Customer has paid in full all sums owed by it to The Company under this or any other contract, and

6.6.3 To withhold delivery of any undelivered goods and stop any goods in transit.

6.7 Unless The Company expressly elects otherwise, any contract between it and the Customer for the supply of goods shall remain in existence notwithstanding any exercise by The Company of its rights under Clause 6. The Customer shall be responsible for any costs and expenses incurred by The Company in exercising its rights under this Clause 6.

6.8 Nothing in this Clause 6 shall give the Customer any right to return the goods, The Company may sue the Customer for the price when due (without prejudice to its other rights hereunder) notwithstanding that the property in the goods may not have passed to the Customer.

7. PRICE AND PAYMENT

7.1 Unless agreed separately and in writing by The Company the price of the goods shall be the price ruling in The Company's current Trade Price List at date of despatch. The Company has the right to alter the prices contained in the Trade Price Lists at any time without prior notice and it shall notify the Customer of any price variations before despatch of the goods and the Customer shall be entitled upon receiving notification of such variation to cancel the Contract by written notice to The Company delivered within 7 days of such notification without incurring liability to The Company.

7.1.1 Unless otherwise agreed in writing all money due to The Company shall be paid by the end of the month following the date of the invoice. Any sums unpaid shall thereafter bear interest at 2% per calendar month accruing from day to day.

7.1.2 Unless otherwise agreed in writing for sales destined for export outside the UK payment by the Customer shall be made by irrevocable letter of credit, confirmed by a first class London or Scottish clearing bank at least ten days prior to the scheduled delivery date.

7.1.3 Should the Customer make default in any payment or commit any act of bankruptcy or be the subject of a bankruptcy petition or execute an assignment for the benefit of his creditors, or being a company, enter into voluntary or compulsory liquidation or suffer a Receiver or Administrator to be appointed over all or any part of his or its assets then without prejudice to any other rights or remedies The Company may at its option without incurring any liability cancel any undelivered or uncompleted portion of the Contract or cancel any other contract with the Customer and stop any goods in transit, and may without prejudice to any other rights demand immediate payment of any outstanding amounts which shall thereupon become due and payable.

8. GUARANTEE AND EXCLUSIONS

8.1 The goods will be subject to the standard form of guarantee for the relevant products. The Company may amend its guarantee from time to time on giving written notice to the Customer and the Customer will utilise such replacement guarantee and no other from the date of notice, including in respect of existing stock of The Company goods.

8.2 In view of the giving by The Company of such guarantee it is agreed between The Company and the Customer that the following are fair and reasonable.

8.2.1 All terms conditions and warranties which might otherwise be implied into the Contract are excluded, save anything implied by Section 12 of the Sale of Goods Act 1979 (Warranty as to Title) as amended from time to time.

8.2.2 The Customer does not and has not relied upon The Company's skill or judgement or on any representation made by or on behalf of The Company in connection with the Contract and/or the goods unless such representation was contained in any printed specification or technical data published by The Company, or was given in writing and signed by a director of The Company.

8.2.3 The Company shall not in any event be liable in connection with any representation unless the same was contained in any printed specification or technical data published by The Company, or was given in writing and signed by a director of The Company.

8.2.4 The guarantee and the remedies expressly set out shall be the full extent of The Company's liability which will not in any event exceed the cost of repair, replacement or credit, at The Company's option, of the goods. The Company shall not in any circumstances be liable for any other loss or damage whatsoever, including any consequential loss or any loss of profit, earnings or receipts or

increased costs howsoever arising in any way in connection with the contract or the goods. This limit shall not apply to breach of the implied warranty of title negligently caused death or personal injury or liability of The Company under the Consumer Protection Act 1987 to a person injured by a defective product.

9. RETURNED GOODS

9.1 The Customer shall be responsible for the cost of carriage and insurance in respect of all goods returned by the Customer to The Company for service or credit which goods shall be at risk of the Customer until actual receipt thereof by The Company.

9.2 The Company will not accept returned goods for credit or rectification unless such return has been authorised in writing by the appropriate department of The Company or otherwise confirmed in accordance with that department's returns procedure and the goods are received by The Company in stock condition and The Company reserves the right to determine at its sole discretion whether to accept the return of the goods or whether to rectify the goods or whether to issue a credit note in respect thereof.

10. CANCELLATION

Orders, once accepted, cannot be cancelled without mutual written agreement, in which case the Customer agrees to indemnify The Company for all loss suffered by it as a result of cancellation.

11. TECHNICAL INFORMATION AND TRADEMARKS

11.1 All technical information, specifications and drawings and any confidential information of any kind coming into the possession of the Customer in connection with any of The Company's products remain the property of The Company and shall not be used by the Customer other than for the performance of any contract between The Company and the Customer. All documents shall be returnable on request.

11.2 All information of a technical nature and particulars of goods and performances given by The Company are given in good faith, but no responsibility is accepted by The Company for their accuracy and their supply shall not be used to found liability on The Company's part.

11.3 The Customer shall not do any act in relation to the goods to which Section 6 of the Trade Marks Act 1938 (as amended) applies, namely the Customer shall not:-

11.3.1 Apply any trade mark of which The Company is the proprietor or registered user ("The Company Trade Mark") to the goods after they have suffered any alteration in their state or condition, get-up or packing;

11.3.2 Alter, partly remove or partly obliterate any The Company Trade Mark;

11.3.3 Apply any other trade mark to the goods;

11.3.4 Add any other matter in writing that is likely to injure the reputation of any The Company Trade Mark.

12. AVAILABILITY OF GOODS

Delivery is subject to the availability of the goods and if, owing to non-availability of such goods or any other cause beyond the control of The Company, The Company shall be unable to carry out its obligations hereunder it shall be entitled to determine this Contract forthwith by giving notice in writing to the Customer to that effect.

13. SEVERABILITY

In the event that any of these Conditions or any part of any of them shall be held to be invalid or unenforceable, such invalidity or unenforceability of such condition or part thereof shall not affect the validity and enforceability of all remaining Conditions and parts of Conditions.

14. PROPER LAW AND JURISDICTION

14.1 This Contract shall in all respects be governed by English Law.

14.2 The Customer submits to the non-exclusive jurisdiction of the English Courts, without prejudice to the right of The Company to bring any action before any other courts having jurisdiction.

Ultimate Air Ltd

Notes



Ultimate Air Ltd

Godstone Vineyard, Quarry Road, Godstone, Surrey RH9 8DQ

Tel: 01883 745001

Fax: 01883 745009

Email: sales@ultimateair.co.uk

www.ultimateair.co.uk