

Air Conditioning
Technical Data

ERQ-AV1



- > ERQ100A7V1B
- > ERQ125A7V1B
- > ERQ140A7V1B

TABLE OF CONTENTS

ERQ-AV1

1	Features	2
2	Specifications	3
	Technical Specifications	3
	Electrical Specifications	4
3	Options	6
4	Selection procedure	7
5	Combination table	8
6	Capacity tables	9
	Cooling Capacity Tables	9
	Heating Capacity Tables	15
	Capacity Correction Factor	21
7	Dimensional drawings	22
8	Centre of gravity	23
9	Piping diagrams	24
10	Wiring diagrams	25
	Wiring Diagrams - Single Phase	25
11	External connection diagrams	26
12	Sound data	27
	Sound Power Spectrum	27
	Sound Pressure Spectrum	28
13	Installation	30
	Installation Method	30
14	Operation range	31

1 Features

- Benefit from the high efficiency and fast response to changing loads of ERQ condensing units
- Inverter controlled outdoor unit
- Predefined combinations with Daikin Modular air handling unit offer ready to use 'fresh air packages'
- R-410A heat pump



2 Specifications

2-1 Technical Specifications				ERQ100AV1	ERQ125AV1	ERQ140AV1	
Capacity range			HP	4	5	6	
Cooling capacity	Nom.		kW	11.2 (1)	14.0 (1)	15.5 (1)	
Heating capacity	Nom.		kW	12.5 (2)	16.0 (2)	18.0 (2)	
Power input	Cooling	Nom.	kW	2.81 (1)	3.51 (1)	4.53 (1)	
	Heating	Nom.	kW	2.74 (2)	3.86 (2)	4.57 (2)	
Capacity control	Method			Inverter controlled			
	Cooling	Min.	%	24			
		Max.	%	100			
EER				3.99 (1)		3.42 (1)	
COP				4.56 (2)	4.15 (2)	3.94 (2)	
Dimensions	Unit	Height	mm	1,345			
		Width	mm	900			
		Depth	mm	320			
	Packed unit	Height	mm	1,524			
		Width	mm	980			
		Depth	mm	420			
Weight	Unit		kg	120			
	Packed unit		kg	130			
Packing	Material			Carton / EPS / Wood			
	Weight			kg	8		
Casing	Colour			Daikin White			
	Material			Painted galvanized steel plate			
Heat exchanger	Length		mm	857			
	Rows	Quantity		2			
	Fin pitch		mm	2			
	Passes	Quantity		10			
	Face area		m ²	1.131			
	Stages	Quantity		60			
	Empty tubeplate hole	Quantity		0			
	Tube type			ø8 Hi-XSS			
	Fin	Type		Non-symmetric waffle louver			
		Treatment		Corrosion resistant			
	Compressor	Quantity			1		
		Model			JT100G-VDL		
Type			Hermetically sealed scroll compressor				
Speed		rpm	6,480				
Output		W	2,500	3,000	3,500		
Starting method			Direct on line				
Crankcase heater		W	33				
Fan		Type			Propeller fan		
	Discharge direction			Horizontal			
	Quantity			2			
	Air flow rate	Cooling	Nom.	m ³ /min	106		
		Heating	Nom.	m ³ /min	102		105
Fan motor	Quantity			2			
	Model			Brushless DC motor			
	Output		W	70.00			
	Drive			Direct drive			
	Speed	Cooling	Nom.	rpm	850		
		Heating	Nom.	rpm	820		840
Fan motor 2	Cooling	Nom.	rpm	815			
	Heating	Nom.	rpm	785		805	
Sound power level	Cooling	Nom.	dBA	66	67	69	
Sound pressure level	Cooling	Nom.	dBA	50	51	53	
	Heating	Nom.	dBA	52	53	55	

2 Specifications

2

2-1 Technical Specifications					ERQ100AV1	ERQ125AV1	ERQ140AV1
Operation range	Cooling	Min.	°CDB		-5		
		Max.	°CDB		46		
	Heating	Min.	°CWB		-20		
		Max.	°CWB		15.5		
	On coil temperature	Heating	Min.	°CDB		10	
Cooling		Max.	°CDB		35		
Refrigerant	Type				R-410A		
	Charge			kg	4.0		
				TCO ₂ eq	8.4		
	GWP				2,087.5		
	Control				Expansion valve (electronic type)		
Circuits	Quantity				1		
Refrigerant oil	Type				Daphne FVC68D		
	Charged volume			l	1.5		
Piping connections	Liquid	Type			Flare connection		
		OD	mm		9.52		
	Gas	Type			Flare connection		Braze connection
		OD	mm		15.9	19.1	
	Drain	Quantity			3		
		OD	mm		26x3		
	Piping length	OU - IU	Max.	m	55		
Heat insulation				Both liquid and gas pipes			
Defrost method				Reversed cycle			
Defrost control				Sensor for outdoor heat exchanger temperature			
Safety devices	Item	01	High pressure switch				
		02	Fan motor thermal protection				
		03	Inverter overload protector				
		04	PC board fuse				
PED	Category				Category I		

Standard Accessories : Installation manual; Quantity : 1;

Standard Accessories : Operation manual; Quantity : 1;

Standard Accessories : Connection pipes; Quantity : 3;

2-2 Electrical Specifications					ERQ100AV1	ERQ125AV1	ERQ140AV1
Power supply	Name				V1		
	Phase				1N~		
	Frequency			Hz	50		
	Voltage				220-240		
	Voltage range	Min.	%		-10		
Max.		%		10			
Current	Nominal running current (RLA)	Cooling	A	15.9	20.2	22.2	
	Maximum running current	Cooling	A	27.0			
	Starting current	Cooling	A	15.9	20.2	22.2	
	Zmax	List				No requirements	
	Minimum circuit amps (MCA)			A	27.0		
	Maximum fuse amps (MFA)			A	32.0		
	Full load amps (FLA)	Fan motor	A		0.3		
Fan motor 2		A		0.3			
Wiring connections	For power supply	Quantity			3		
		Remark				Earth wire included	
	For connection with indoor	Quantity			2		
		Remark				F1,F2	
Power supply intake				Both indoor and outdoor unit			
Field earth leakage breaker			mA	300			

4

2 Specifications

Notes

(1) Cooling: indoor temp. 27°CDB, 19°CWB; outdoor temp. 35°CDB; equivalent piping length: 7.5m (horizontal); level difference: 0m

(2) Heating: indoor temp. 20°CDB; outdoor temp. 7°CDB, 6°CWB; equivalent refrigerant piping: 7.5m; level difference: 0m

Sound pressure level is a relative value, depending on the distance and acoustic environment. For more details, please refer to the sound level drawings.

Sound values are measured in a semi-anechoic room.

RLA is based on following conditions: indoor temp. 27°CDB, 19°CWB; outdoor temp. 35°CDB

Voltage range: units are suitable for use on electrical systems where voltage supplied to unit terminal is not below or above listed range limits.

Maximum allowable voltage range variation between phases is 2%.

Select wire size based on the value of MCA

Use a circuit breaker instead of a fuse. MFA is used to select the circuit breaker and the ground fault circuit interrupter (earth leakage circuit breaker).

MSC means the maximum current during start up of the compressor

Equipment complying with EN/IEC 61000-3-12: European/international technical standard setting the limits for harmonic currents produced by equipment connected to public low-voltage system with input current $\geq 16A$ and $\leq 75A$ per phase

Ssc: Short-circuit power

Contains fluorinated greenhouse gases

3 Options

3 - 1 Options

3

ERQ-AV1				
N°	Item	ERQ100	ERQ125	ERQ140
1	Cool/heat selector		KRC19-26A6	
2	Fixing box		KJB111A	
3	Central drain plug		KKPJ5F180	

Note: all options are kits 4TW32001-4

4 Selection procedure

4 - 1 Selection Procedure

ERQ-AV1

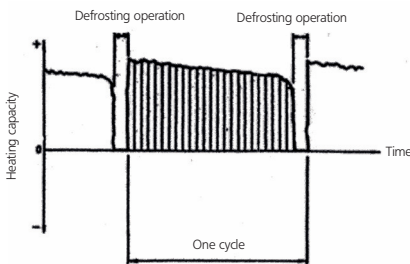
Integrated heating capacity coefficient

The heating capacity tables do not take account of the reduction in capacity, when frost has accumulated or while the defrosting operation is in progress. The capacity values, which take these factors into account, in other words, the integrated heating capacity values, can be calculated as follows

Formula:
 Integrated heating capacity = A
 Value given in table of capacity characteristics = B
 Integrating correction factor for frost accumulation (kW) = C
 $A = B \times C$

Correction factor for finding integrated heating capacity

Inlet port temperature of heat exchanger (°C/RH 85%)	-7	-5	-3	0	3	5	7
Integrating correction factor for frost accumulation	0,88	0,86	0,8	0,75	0,76	0,82	1,0



Note:
 1. The figure shows that the integrated heating capacity expresses the integrated capacity for a single cycle (from defrost operation to defrost operation) in terms of time.

Please note that, when there is an accumulation of snow against the outside surface of the outdoor unit heat exchanger, there will always be a temporary reduction in capacity, although this will of course vary in degree in accordance with a number of other factors, such as the outdoor temperature (°CDB), relative humidity (RH) and the amount of frosting which occurs.

3TW30402-1

5 Combination table

5 - 1 Combination Table

5

ERQ-AV1										
Combination table										
Outdoor unit		Control box			Expansion valve kit					
		EKEQDCBV3	EKEQFCBV3	EKEXV63	EKEXV80	EKEXV100	EKEXV125	EKEXV140	EKEXV200	EKEXV250
1 ph	ERQ100	P	P	P	P	P	P	-	-	-
	ERQ125	P	P	P	P	P	P	P	-	-
	ERQ140	P	P	-	P	P	P	P	-	-
3 ph	ERQ125	P	P	P	P	P	P	P	-	-
	ERQ200	P	P	-	-	P	P	P	P	P
	ERQ250	P	P	-	-	-	P	P	P	P

Heat pump

P: Pair: Combination depending on AHU heat exchanger volume and capacity

EKEXV Class	Allowed heat exchanger volume (dm ³)		Allowed heat exchanger capacity (kW)	
	Minimum	Maximum	Minimum	Maximum
63	1.66	2.08	6.3	7.8
80	2.09	2.64	7.9	9.9
100	2.65	3.3	10	12.3
125	3.31	4.12	12.4	15.4
140	4.13	4.62	15.5	17.6
200	4.63	6.6	17.7	24.6
250	6.61	8.25	24.7	30.8

Saturated suction temperature (SST) = 6°C, Superheat (SH)= 5K
 Air temperature = 27°CDB/19°CWB

If conflicting result occurs, capacity selection has priority over volume.

3TW32009-1

6 Capacity tables

6 - 1 Cooling Capacity Tables

ERQ100AV1 Cooling

TC: Total capacity, kW; PI: Power Input, kW (Comp. + Outdoor fan motor)

Combination % kW (Capacity index)	Outdoor air temp. (°CDB)	Indoor air temp. °CWB													
		14.0 °CWB 20.0 °CDB		16.0 °CWB 23.0 °CDB		18.0 °CWB 26.0 °CDB		19.0 °CWB 27.0 °CDB		20.0 °CWB 28.0 °CDB		22.0 °CWB 30.0 °CDB		24.0 °CWB 32.0 °CDB	
		TC	PI	TC	PI	TC	PI	TC	PI	TC	PI	TC	PI	TC	PI
100% 11.20 kW (100.0)	10	7.56	0.97	9.02	1.17	10.5	1.39	11.2	1.50	11.9	1.62	13.4	1.85	14.8	2.08
	12	7.56	0.99	9.02	1.20	10.5	1.42	11.2	1.53	11.9	1.65	13.4	1.88	14.8	2.12
	14	7.56	1.00	9.02	1.22	10.5	1.44	11.2	1.56	11.9	1.68	13.4	1.92	14.8	2.16
	16	7.56	1.02	9.02	1.24	10.5	1.47	11.2	1.59	11.9	1.71	13.4	1.96	14.8	2.25
	18	7.56	1.04	9.02	1.26	10.5	1.50	11.2	1.62	11.9	1.75	13.4	2.07	14.8	2.43
	20	7.56	1.06	9.02	1.29	10.5	1.55	11.2	1.70	11.9	1.87	13.4	2.22	14.8	2.61
	21	7.56	1.07	9.02	1.30	10.5	1.60	11.2	1.77	11.9	1.94	13.4	2.31	14.8	2.71
	23	7.56	1.10	9.02	1.39	10.5	1.72	11.2	1.89	11.9	2.08	13.4	2.47	14.7	2.86
	25	7.56	1.17	9.02	1.48	10.5	1.84	11.2	2.02	11.9	2.22	13.4	2.65	14.5	2.98
	27	7.56	1.25	9.02	1.58	10.5	1.96	11.2	2.17	11.9	2.38	13.4	2.84	14.3	3.11
	29	7.56	1.33	9.02	1.69	10.5	2.09	11.2	2.31	11.9	2.54	13.4	3.04	14.1	3.23
	31	7.56	1.42	9.02	1.80	10.5	2.23	11.2	2.47	11.9	2.72	13.4	3.25	13.9	3.36
	33	7.56	1.50	9.02	1.92	10.5	2.38	11.2	2.63	11.9	2.90	13.4	3.46	13.6	3.48
35	7.56	1.60	9.02	2.04	10.5	2.54	11.2	2.81	11.9	3.09	13.2	3.59	13.4	3.61	
37	7.56	1.70	9.02	2.17	10.5	2.71	11.2	3.00	11.9	3.30	12.9	3.71	13.2	3.74	
39	7.56	1.80	9.02	2.31	10.5	2.88	11.2	3.19	11.9	3.52	12.7	3.84	13.0	3.87	
90% 10.08 kW (90.0)	10	6.80	0.87	8.11	1.05	9.42	1.23	10.1	1.33	10.7	1.43	12.0	1.64	13.4	1.84
	12	6.80	0.88	8.11	1.06	9.42	1.26	10.1	1.36	10.7	1.46	12.0	1.67	13.4	1.88
	14	6.80	0.90	8.11	1.08	9.42	1.28	10.1	1.38	10.7	1.49	12.0	1.70	13.4	1.91
	16	6.80	0.91	8.11	1.10	9.42	1.30	10.1	1.41	10.7	1.51	12.0	1.73	13.4	1.95
	18	6.80	0.93	8.11	1.12	9.42	1.33	10.1	1.44	10.7	1.54	12.0	1.77	13.4	2.06
	20	6.80	0.95	8.11	1.15	9.42	1.36	10.1	1.47	10.7	1.60	12.0	1.90	13.4	2.22
	21	6.80	0.95	8.11	1.16	9.42	1.38	10.1	1.52	10.7	1.66	12.0	1.97	13.4	2.30
	23	6.80	0.97	8.11	1.20	9.42	1.48	10.1	1.62	10.7	1.78	12.0	2.11	13.4	2.47
	25	6.80	1.02	8.11	1.29	9.42	1.58	10.1	1.74	10.7	1.90	12.0	2.26	13.4	2.64
	27	6.80	1.09	8.11	1.37	9.42	1.69	10.1	1.86	10.7	2.03	12.0	2.42	13.4	2.83
	29	6.80	1.16	8.11	1.46	9.42	1.80	10.1	1.98	10.7	2.17	12.0	2.58	13.4	3.03
	31	6.80	1.23	8.11	1.56	9.42	1.92	10.1	2.11	10.7	2.32	12.0	2.76	13.4	3.24
	33	6.80	1.31	8.11	1.66	9.42	2.04	10.1	2.25	10.7	2.47	12.0	2.94	13.4	3.46
35	6.80	1.39	8.11	1.76	9.42	2.18	10.1	2.40	10.7	2.64	12.0	3.14	13.2	3.59	
37	6.80	1.48	8.11	1.87	9.42	2.32	10.1	2.56	10.7	2.81	12.0	3.35	12.9	3.71	
39	6.80	1.57	8.11	1.99	9.42	2.47	10.1	2.72	10.7	2.99	12.0	3.57	12.7	3.84	
80% 8.96 kW (80.0)	10	6.05	0.77	7.21	0.92	8.38	1.08	8.96	1.17	9.54	1.25	10.7	1.43	11.9	1.61
	12	6.05	0.78	7.21	0.94	8.38	1.10	8.96	1.19	9.54	1.27	10.7	1.45	11.9	1.64
	14	6.05	0.79	7.21	0.95	8.38	1.12	8.96	1.21	9.54	1.30	10.7	1.48	11.9	1.67
	16	6.05	0.81	7.21	0.97	8.38	1.14	8.96	1.23	9.54	1.32	10.7	1.51	11.9	1.70
	18	6.05	0.82	7.21	0.99	8.38	1.16	8.96	1.26	9.54	1.35	10.7	1.54	11.9	1.74
	20	6.05	0.84	7.21	1.01	8.38	1.19	8.96	1.28	9.54	1.38	10.7	1.60	11.9	1.86
	21	6.05	0.84	7.21	1.02	8.38	1.20	8.96	1.29	9.54	1.40	10.7	1.65	11.9	1.92
	23	6.05	0.86	7.21	1.04	8.38	1.26	8.96	1.38	9.54	1.50	10.7	1.77	11.9	2.06
	25	6.05	0.89	7.21	1.10	8.38	1.34	8.96	1.47	9.54	1.61	10.7	1.90	11.9	2.21
	27	6.05	0.94	7.21	1.18	8.38	1.43	8.96	1.57	9.54	1.72	10.7	2.03	11.9	2.36
	29	6.05	1.00	7.21	1.25	8.38	1.53	8.96	1.68	9.54	1.83	10.7	2.16	11.9	2.53
	31	6.05	1.07	7.21	1.33	8.38	1.63	8.96	1.79	9.54	1.95	10.7	2.31	11.9	2.70
	33	6.05	1.13	7.21	1.41	8.38	1.73	8.96	1.90	9.54	2.08	10.7	2.46	11.9	2.88
35	6.05	1.20	7.21	1.50	8.38	1.84	8.96	2.02	9.54	2.22	10.7	2.63	11.9	3.07	
37	6.05	1.27	7.21	1.60	8.38	1.96	8.96	2.15	9.54	2.36	10.7	2.80	11.9	3.28	
39	6.05	1.35	7.21	1.69	8.38	2.08	8.96	2.29	9.54	2.51	10.7	2.98	11.9	3.49	

4TW32002-2

NOTES - ANMERKUNGEN - Σημειώσεις - NOTAS - REMARQUES - NOTE - OPMERKINGEN - примечания - NOTLAR

- The above table shows the average value of conditions which may occur.
Die obige Tabelle zeigt den Durchschnittswert der Bedingungen, die auftreten können.
Στον παραπάνω πίνακα αναγράφεται η μέση τιμή για συνθήκες που μπορεί να προκύψουν.
La tabla de arriba muestra el valor medio de condiciones que pueden ocurrir.
Le tableau ci-dessus donne la valeur moyenne pour des conditions qui peuvent survenir.
La tabella in alto mostra il valore delle condizioni medie che si possono riscontrare.
De tabel hierboven geeft de gemiddelde waarde aan van situaties die kunnen voorvallen.
Таблица расположенная выше показывает среднее значение условий, которые могут наступить.
Yukarıdaki tablo meydana gelebilecek koşulların ortalama değerini göstermektedir.

6 Capacity tables

6 - 1 Cooling Capacity Tables

6

ERQ100AV1 Cooling

TC: Total capacity, kW; PI: Power Input, kW (Comp. + Outdoor fan motor)

Combination % kW (Capacity index)	Outdoor air temp. (°CDB)	Indoor air temp. °CWB													
		14.0 °CWB		16.0 °CWB		18.0 °CWB		19.0 °CWB		20.0 °CWB		22.0 °CWB		24.0 °CWB	
		20.0 °CDB	TC	PI	TC	PI	TC	PI	TC	PI	TC	PI	TC	PI	TC
70% 7.84 kW (70.0)	10	5.29	0.68	6.31	0.80	7.33	0.94	7.84	1.01	8.35	1.08	9.37	1.23	10.4	1.38
	12	5.29	0.69	6.31	0.82	7.33	0.95	7.84	1.02	8.35	1.10	9.37	1.25	10.4	1.40
	14	5.29	0.70	6.31	0.83	7.33	0.97	7.84	1.04	8.35	1.12	9.37	1.27	10.4	1.43
	16	5.29	0.71	6.31	0.84	7.33	0.99	7.84	1.06	8.35	1.14	9.37	1.30	10.4	1.46
	18	5.29	0.72	6.31	0.86	7.33	1.01	7.84	1.08	8.35	1.16	9.37	1.32	10.4	1.49
	20	5.29	0.73	6.31	0.87	7.33	1.02	7.84	1.10	8.35	1.18	9.37	1.35	10.4	1.53
	21	5.29	0.74	6.31	0.88	7.33	1.03	7.84	1.11	8.35	1.19	9.37	1.37	10.4	1.58
	23	5.29	0.75	6.31	0.90	7.33	1.06	7.84	1.15	8.35	1.25	9.37	1.47	10.4	1.70
	25	5.29	0.77	6.31	0.93	7.33	1.13	7.84	1.23	8.35	1.34	9.37	1.57	10.4	1.81
	27	5.29	0.81	6.31	0.99	7.33	1.20	7.84	1.31	8.35	1.43	9.37	1.67	10.4	1.94
	29	5.29	0.86	6.31	1.06	7.33	1.28	7.84	1.40	8.35	1.52	9.37	1.78	10.4	2.07
	31	5.29	0.91	6.31	1.12	7.33	1.36	7.84	1.49	8.35	1.62	9.37	1.90	10.4	2.21
	33	5.29	0.96	6.31	1.19	7.33	1.44	7.84	1.58	8.35	1.72	9.37	2.03	10.4	2.36
	35	5.29	1.02	6.31	1.26	7.33	1.54	7.84	1.68	8.35	1.83	9.37	2.16	10.4	2.51
37	5.29	1.08	6.31	1.34	7.33	1.63	7.84	1.79	8.35	1.95	9.37	2.30	10.4	2.67	
39	5.29	1.14	6.31	1.42	7.33	1.73	7.84	1.90	8.35	2.07	9.37	2.44	10.4	2.85	
60% 6.72 kW (60.0)	10	4.54	0.59	5.41	0.69	6.28	0.80	6.72	0.86	7.16	0.91	8.03	1.03	8.90	1.16
	12	4.54	0.60	5.41	0.70	6.28	0.81	6.72	0.87	7.16	0.93	8.03	1.05	8.90	1.18
	14	4.54	0.61	5.41	0.71	6.28	0.83	6.72	0.89	7.16	0.95	8.03	1.07	8.90	1.20
	16	4.54	0.61	5.41	0.72	6.28	0.84	6.72	0.90	7.16	0.96	8.03	1.09	8.90	1.22
	18	4.54	0.62	5.41	0.74	6.28	0.85	6.72	0.92	7.16	0.98	8.03	1.11	8.90	1.25
	20	4.54	0.63	5.41	0.75	6.28	0.87	6.72	0.93	7.16	1.00	8.03	1.13	8.90	1.27
	21	4.54	0.64	5.41	0.75	6.28	0.88	6.72	0.94	7.16	1.01	8.03	1.14	8.90	1.28
	23	4.54	0.65	5.41	0.77	6.28	0.89	6.72	0.96	7.16	1.03	8.03	1.19	8.90	1.37
	25	4.54	0.66	5.41	0.78	6.28	0.93	6.72	1.01	7.16	1.09	8.03	1.27	8.90	1.46
	27	4.54	0.68	5.41	0.83	6.28	0.99	6.72	1.07	7.16	1.16	8.03	1.35	8.90	1.56
	29	4.54	0.72	5.41	0.88	6.28	1.05	6.72	1.14	7.16	1.24	8.03	1.44	8.90	1.66
	31	4.54	0.77	5.41	0.93	6.28	1.12	6.72	1.21	7.16	1.32	8.03	1.54	8.90	1.77
	33	4.54	0.81	5.41	0.99	6.28	1.19	6.72	1.29	7.16	1.40	8.03	1.63	8.90	1.89
	35	4.54	0.86	5.41	1.05	6.28	1.26	6.72	1.37	7.16	1.49	8.03	1.74	8.90	2.01
37	4.54	0.91	5.41	1.11	6.28	1.33	6.72	1.45	7.16	1.58	8.03	1.85	8.90	2.13	
39	4.54	0.96	5.41	1.17	6.28	1.41	6.72	1.54	7.16	1.68	8.03	1.96	8.90	2.27	
50% 5.60 kW (50.0)	10	3.78	0.51	4.51	0.59	5.24	0.67	5.60	0.71	5.96	0.76	6.69	0.85	7.42	0.95
	12	3.78	0.51	4.51	0.59	5.24	0.68	5.60	0.73	5.96	0.77	6.69	0.87	7.42	0.97
	14	3.78	0.52	4.51	0.60	5.24	0.69	5.60	0.74	5.96	0.78	6.69	0.88	7.42	0.98
	16	3.78	0.53	4.51	0.61	5.24	0.70	5.60	0.75	5.96	0.80	6.69	0.90	7.42	1.00
	18	3.78	0.53	4.51	0.62	5.24	0.71	5.60	0.76	5.96	0.81	6.69	0.91	7.42	1.02
	20	3.78	0.54	4.51	0.63	5.24	0.73	5.60	0.77	5.96	0.83	6.69	0.93	7.42	1.04
	21	3.78	0.55	4.51	0.64	5.24	0.73	5.60	0.78	5.96	0.83	6.69	0.94	7.42	1.05
	23	3.78	0.55	4.51	0.65	5.24	0.74	5.60	0.80	5.96	0.85	6.69	0.96	7.42	1.07
	25	3.78	0.56	4.51	0.66	5.24	0.76	5.60	0.81	5.96	0.87	6.69	1.00	7.42	1.14
	27	3.78	0.57	4.51	0.68	5.24	0.80	5.60	0.86	5.96	0.93	6.69	1.07	7.42	1.22
	29	3.78	0.60	4.51	0.72	5.24	0.85	5.60	0.92	5.96	0.99	6.69	1.14	7.42	1.30
	31	3.78	0.64	4.51	0.76	5.24	0.90	5.60	0.97	5.96	1.05	6.69	1.21	7.42	1.38
	33	3.78	0.67	4.51	0.81	5.24	0.95	5.60	1.03	5.96	1.11	6.69	1.28	7.42	1.47
	35	3.78	0.71	4.51	0.85	5.24	1.01	5.60	1.09	5.96	1.18	6.69	1.36	7.42	1.56
37	3.78	0.75	4.51	0.90	5.24	1.07	5.60	1.16	5.96	1.25	6.69	1.45	7.42	1.66	
39	3.78	0.79	4.51	0.95	5.24	1.13	5.60	1.22	5.96	1.32	6.69	1.53	7.42	1.76	

4TW32002-2

6 Capacity tables

6 - 1 Cooling Capacity Tables

ERQ125AV1

Cooling

TC: Total capacity, kW; PI: Power Input, kW (Comp. + Outdoor fan motor)

Combination % kW (Capacity index)	Outdoor air temp. (°CDB)	Indoor air temp. °CWB													
		14.0 °CWB		16.0 °CWB		18.0 °CWB		19.0 °CWB		20.0 °CWB		22.0 °CWB		24.0 °CWB	
		TC	PI	TC	PI	TC	PI	TC	PI	TC	PI	TC	PI	TC	PI
100% 14.00 kW (125.0)	10	9.45	1.21	11.3	1.47	13.1	1.74	14.0	1.88	14.9	2.02	16.7	2.31	18.6	2.60
	12	9.45	1.23	11.3	1.49	13.1	1.77	14.0	1.91	14.9	2.06	16.7	2.35	18.6	2.65
	14	9.45	1.25	11.3	1.52	13.1	1.80	14.0	1.95	14.9	2.10	16.7	2.40	18.5	2.68
	16	9.45	1.28	11.3	1.55	13.1	1.84	14.0	1.99	14.9	2.14	16.7	2.44	18.2	2.72
	18	9.45	1.30	11.3	1.58	13.1	1.88	14.0	2.03	14.9	2.18	16.7	2.58	18.0	2.86
	20	9.45	1.32	11.3	1.61	13.1	1.93	14.0	2.13	14.9	2.34	16.7	2.78	17.7	3.00
	21	9.45	1.34	11.3	1.63	13.1	2.00	14.0	2.20	14.9	2.42	16.7	2.88	17.6	3.07
	23	9.45	1.37	11.3	1.74	13.1	2.14	14.0	2.36	14.9	2.59	16.7	3.09	17.4	3.21
	25	9.45	1.46	11.3	1.85	13.1	2.29	14.0	2.53	14.9	2.78	16.7	3.31	17.1	3.35
	27	9.45	1.56	11.3	1.98	13.1	2.45	14.0	2.70	14.9	2.97	16.5	3.47	16.9	3.49
	29	9.45	1.66	11.3	2.11	13.1	2.62	14.0	2.89	14.9	3.18	16.3	3.61	16.6	3.63
	31	9.45	1.77	11.3	2.25	13.1	2.79	14.0	3.08	14.9	3.39	16.0	3.75	16.4	3.78
	33	9.45	1.88	11.3	2.40	13.1	2.98	14.0	3.29	14.9	3.62	15.8	3.89	16.1	3.92
35	9.45	2.00	11.3	2.55	13.1	3.17	14.0	3.51	14.9	3.86	15.5	4.03	15.9	4.06	
37	9.45	2.12	11.3	2.71	13.1	3.38	14.0	3.74	14.9	4.12	15.3	4.17	15.6	4.21	
39	9.45	2.25	11.3	2.89	13.1	3.60	14.0	3.99	14.7	4.28	15.0	4.32	15.4	4.35	
90% 12.60 kW (112.5)	10	8.50	1.08	10.1	1.31	11.8	1.54	12.6	1.66	13.4	1.79	15.1	2.04	16.7	2.30
	12	8.50	1.10	10.1	1.33	11.8	1.57	12.6	1.69	13.4	1.82	15.1	2.08	16.7	2.35
	14	8.50	1.12	10.1	1.35	11.8	1.60	12.6	1.73	13.4	1.86	15.1	2.12	16.7	2.39
	16	8.50	1.14	10.1	1.38	11.8	1.63	12.6	1.76	13.4	1.89	15.1	2.16	16.7	2.44
	18	8.50	1.16	10.1	1.40	11.8	1.66	12.6	1.79	13.4	1.93	15.1	2.21	16.7	2.58
	20	8.50	1.18	10.1	1.43	11.8	1.69	12.6	1.83	13.4	2.00	15.1	2.37	16.7	2.77
	21	8.50	1.19	10.1	1.45	11.8	1.72	12.6	1.89	13.4	2.07	15.1	2.46	16.7	2.87
	23	8.50	1.22	10.1	1.51	11.8	1.85	12.6	2.03	13.4	2.22	15.1	2.63	16.7	3.08
	25	8.50	1.28	10.1	1.61	11.8	1.97	12.6	2.17	13.4	2.38	15.1	2.82	16.7	3.30
	27	8.50	1.36	10.1	1.71	11.8	2.11	12.6	2.32	13.4	2.54	15.1	3.02	16.5	3.47
	29	8.50	1.45	10.1	1.83	11.8	2.25	12.6	2.47	13.4	2.71	15.1	3.22	16.3	3.61
	31	8.50	1.54	10.1	1.94	11.8	2.40	12.6	2.64	13.4	2.90	15.1	3.44	16.0	3.75
	33	8.50	1.64	10.1	2.07	11.8	2.55	12.6	2.81	13.4	3.09	15.1	3.68	15.8	3.89
35	8.50	1.74	10.1	2.20	11.8	2.72	12.6	3.00	13.4	3.29	15.1	3.92	15.5	4.03	
37	8.50	1.85	10.1	2.34	11.8	2.89	12.6	3.19	13.4	3.51	15.0	4.14	15.3	4.17	
39	8.50	1.96	10.1	2.49	11.8	3.08	12.6	3.40	13.4	3.74	14.7	4.28	15.0	4.31	
80% 11.20 kW (100.0)	10	7.56	0.96	9.02	1.15	10.5	1.35	11.2	1.46	11.9	1.56	13.4	1.78	14.8	2.01
	12	7.56	0.98	9.02	1.17	10.5	1.38	11.2	1.48	11.9	1.59	13.4	1.82	14.8	2.05
	14	7.56	0.99	9.02	1.19	10.5	1.40	11.2	1.51	11.9	1.62	13.4	1.85	14.8	2.09
	16	7.56	1.01	9.02	1.21	10.5	1.43	11.2	1.54	11.9	1.65	13.4	1.89	14.8	2.13
	18	7.56	1.03	9.02	1.23	10.5	1.45	11.2	1.57	11.9	1.69	13.4	1.92	14.8	2.17
	20	7.56	1.05	9.02	1.26	10.5	1.48	11.2	1.60	11.9	1.72	13.4	1.99	14.8	2.32
	21	7.56	1.05	9.02	1.27	10.5	1.50	11.2	1.62	11.9	1.75	13.4	2.07	14.8	2.40
	23	7.56	1.07	9.02	1.29	10.5	1.57	11.2	1.72	11.9	1.88	13.4	2.21	14.8	2.58
	25	7.56	1.11	9.02	1.38	10.5	1.68	11.2	1.84	11.9	2.01	13.4	2.37	14.8	2.76
	27	7.56	1.18	9.02	1.47	10.5	1.79	11.2	1.96	11.9	2.14	13.4	2.53	14.8	2.95
	29	7.56	1.25	9.02	1.56	10.5	1.91	11.2	2.09	11.9	2.29	13.4	2.70	14.8	3.15
	31	7.56	1.33	9.02	1.66	10.5	2.03	11.2	2.23	11.9	2.44	13.4	2.88	14.8	3.37
	33	7.56	1.41	9.02	1.77	10.5	2.16	11.2	2.38	11.9	2.60	13.4	3.08	14.8	3.60
35	7.56	1.50	9.02	1.88	10.5	2.30	11.2	2.53	11.9	2.77	13.4	3.28	14.8	3.84	
37	7.56	1.59	9.02	1.99	10.5	2.45	11.2	2.69	11.9	2.95	13.4	3.50	14.8	4.09	
39	7.56	1.68	9.02	2.12	10.5	2.60	11.2	2.86	11.9	3.14	13.4	3.72	14.7	4.28	

4TW32002-2

NOTES - ANMERKUNGEN - Σημειώσεις - NOTAS - REMARQUES - NOTE - OPMERKINGEN - примечания - NOTLAR

- The above table shows the average value of conditions which may occur.
Die obige Tabelle zeigt den Durchschnittswert der Bedingungen, die auftreten können.
Στον παραπάνω πίνακα αναγράφεται η μέση τιμή για συνθήκες που μπορεί να προκύψουν.
La tabla de arriba muestra el valor medio de condiciones que pueden ocurrir.
Le tableau ci-dessus donne la valeur moyenne pour des conditions qui peuvent survenir.
La tabella in alto mostra il valore delle condizioni medie che si possono riscontrare.
De tabel hierboven geeft de gemiddelde waarde aan van situaties die kunnen voorvallen.
Таблица расположенная выше показывает среднее значение условий, которые могут наступить.
Yukarıdaki tablo meydana gelebilecek koşulların ortalama değerini göstermektedir.

6 Capacity tables

6 - 1 Cooling Capacity Tables

ERQ125AV1

Cooling

TC: Total capacity, kW; PI: Power Input, kW (Comp. + Outdoor fan motor)

Combination % kW (Capacity index)	Outdoor air temp. (°CDB)	Indoor air temp. °CWB													
		14.0 °CWB		16.0 °CWB		18.0 °CWB		19.0 °CWB		20.0 °CWB		22.0 °CWB		24.0 °CWB	
		20.0 °CDB	TC	23.0 °CDB	TC	26.0 °CDB	TC	27.0 °CDB	TC	28.0 °CDB	TC	30.0 °CDB	TC	32.0 °CDB	TC
70% 9.80 kW (87.5)	10	6.61	0.84	7.89	1.00	9.16	1.17	9.80	1.26	10.4	1.35	11.7	1.53	13.0	1.72
	12	6.61	0.86	7.89	1.02	9.16	1.19	9.80	1.28	10.4	1.37	11.7	1.56	13.0	1.75
	14	6.61	0.87	7.89	1.04	9.16	1.21	9.80	1.30	10.4	1.40	11.7	1.59	13.0	1.79
	16	6.61	0.89	7.89	1.05	9.16	1.23	9.80	1.33	10.4	1.42	11.7	1.62	13.0	1.82
	18	6.61	0.90	7.89	1.07	9.16	1.26	9.80	1.35	10.4	1.45	11.7	1.65	13.0	1.86
	20	6.61	0.91	7.89	1.09	9.16	1.28	9.80	1.38	10.4	1.48	11.7	1.68	13.0	1.91
	21	6.61	0.92	7.89	1.10	9.16	1.29	9.80	1.39	10.4	1.49	11.7	1.71	13.0	1.98
	23	6.61	0.94	7.89	1.12	9.16	1.32	9.80	1.44	10.4	1.56	11.7	1.83	13.0	2.12
	25	6.61	0.96	7.89	1.17	9.16	1.41	9.80	1.54	10.4	1.67	11.7	1.96	13.0	2.27
	27	6.61	1.01	7.89	1.24	9.16	1.50	9.80	1.64	10.4	1.78	11.7	2.09	13.0	2.42
	29	6.61	1.07	7.89	1.32	9.16	1.60	9.80	1.74	10.4	1.90	11.7	2.23	13.0	2.59
	31	6.61	1.14	7.89	1.40	9.16	1.70	9.80	1.86	10.4	2.02	11.7	2.38	13.0	2.76
	33	6.61	1.20	7.89	1.49	9.16	1.80	9.80	1.97	10.4	2.15	11.7	2.53	13.0	2.94
	35	6.61	1.28	7.89	1.58	9.16	1.92	9.80	2.10	10.4	2.29	11.7	2.70	13.0	3.14
37	6.61	1.35	7.89	1.68	9.16	2.04	9.80	2.23	10.4	2.43	11.7	2.87	13.0	3.34	
39	6.61	1.43	7.89	1.78	9.16	2.16	9.80	2.37	10.4	2.59	11.7	3.05	13.0	3.56	
60% 8.40 kW (75.0)	10	5.67	0.74	6.76	0.86	7.85	1.00	8.40	1.07	8.95	1.14	10.0	1.29	11.1	1.45
	12	5.67	0.75	6.76	0.88	7.85	1.01	8.40	1.09	8.95	1.16	10.0	1.31	11.1	1.47
	14	5.67	0.76	6.76	0.89	7.85	1.03	8.40	1.11	8.95	1.18	10.0	1.34	11.1	1.50
	16	5.67	0.77	6.76	0.90	7.85	1.05	8.40	1.13	8.95	1.20	10.0	1.36	11.1	1.53
	18	5.67	0.78	6.76	0.92	7.85	1.07	8.40	1.15	8.95	1.22	10.0	1.39	11.1	1.56
	20	5.67	0.79	6.76	0.93	7.85	1.09	8.40	1.17	8.95	1.25	10.0	1.42	11.1	1.59
	21	5.67	0.80	6.76	0.94	7.85	1.10	8.40	1.18	8.95	1.26	10.0	1.43	11.1	1.60
	23	5.67	0.81	6.76	0.96	7.85	1.12	8.40	1.20	8.95	1.28	10.0	1.48	11.1	1.71
	25	5.67	0.82	6.76	0.98	7.85	1.16	8.40	1.26	8.95	1.36	10.0	1.59	11.1	1.82
	27	5.67	0.85	6.76	1.04	7.85	1.24	8.40	1.34	8.95	1.45	10.0	1.69	11.1	1.95
	29	5.67	0.91	6.76	1.10	7.85	1.31	8.40	1.43	8.95	1.55	10.0	1.80	11.1	2.07
	31	5.67	0.96	6.76	1.17	7.85	1.39	8.40	1.52	8.95	1.65	10.0	1.92	11.1	2.21
	33	5.67	1.01	6.76	1.24	7.85	1.48	8.40	1.61	8.95	1.75	10.0	2.04	11.1	2.35
	35	5.67	1.07	6.76	1.31	7.85	1.57	8.40	1.71	8.95	1.86	10.0	2.17	11.1	2.51
37	5.67	1.13	6.76	1.39	7.85	1.67	8.40	1.82	8.95	1.97	10.0	2.31	11.1	2.67	
39	5.67	1.20	6.76	1.47	7.85	1.77	8.40	1.93	8.95	2.09	10.0	2.45	11.1	2.84	
50% 7.00 kW (62.5)	10	4.72	0.63	5.63	0.73	6.54	0.84	7.00	0.89	7.46	0.95	8.37	1.06	9.28	1.19
	12	4.72	0.64	5.63	0.74	6.54	0.85	7.00	0.91	7.46	0.96	8.37	1.08	9.28	1.21
	14	4.72	0.65	5.63	0.75	6.54	0.86	7.00	0.92	7.46	0.98	8.37	1.10	9.28	1.23
	16	4.72	0.66	5.63	0.76	6.54	0.88	7.00	0.94	7.46	1.00	8.37	1.12	9.28	1.25
	18	4.72	0.67	5.63	0.78	6.54	0.89	7.00	0.95	7.46	1.01	8.37	1.14	9.28	1.27
	20	4.72	0.68	5.63	0.79	6.54	0.91	7.00	0.97	7.46	1.03	8.37	1.16	9.28	1.30
	21	4.72	0.68	5.63	0.79	6.54	0.91	7.00	0.98	7.46	1.04	8.37	1.17	9.28	1.31
	23	4.72	0.69	5.63	0.81	6.54	0.93	7.00	0.99	7.46	1.06	8.37	1.19	9.28	1.34
	25	4.72	0.70	5.63	0.82	6.54	0.95	7.00	1.01	7.46	1.09	8.37	1.25	9.28	1.43
	27	4.72	0.71	5.63	0.85	6.54	1.00	7.00	1.08	7.46	1.16	8.37	1.34	9.28	1.52
	29	4.72	0.75	5.63	0.90	6.54	1.06	7.00	1.14	7.46	1.23	8.37	1.42	9.28	1.62
	31	4.72	0.80	5.63	0.95	6.54	1.12	7.00	1.21	7.46	1.31	8.37	1.51	9.28	1.73
	33	4.72	0.84	5.63	1.01	6.54	1.19	7.00	1.29	7.46	1.39	8.37	1.60	9.28	1.83
	35	4.72	0.89	5.63	1.07	6.54	1.26	7.00	1.36	7.46	1.47	8.37	1.70	9.28	1.95
37	4.72	0.94	5.63	1.13	6.54	1.33	7.00	1.44	7.46	1.56	8.37	1.81	9.28	2.07	
39	4.72	0.99	5.63	1.19	6.54	1.41	7.00	1.53	7.46	1.65	8.37	1.92	9.28	2.20	

4TW32002-2

6 Capacity tables

6 - 1 Cooling Capacity Tables

ERQ140AV1

Cooling

TC: Total capacity; kW; PI: Power Input; kW (Comp. + Outdoor fan motor)

Combination % kW (Capacity index)	Outdoor air temp. (°CDB)	Indoor air temp. °CWB													
		14.0 °CWB 20.0 °CDB		16.0 °CWB 23.0 °CDB		18.0 °CWB 26.0 °CDB		19.0 °CWB 27.0 °CDB		20.0 °CWB 28.0 °CDB		22.0 °CWB 30.0 °CDB		24.0 °CWB 32.0 °CDB	
		TC	PI	TC	PI	TC	PI	TC	PI	TC	PI	TC	PI	TC	PI
100% 15.50 kW (150.0)	10	10.5	1.56	12.5	1.89	14.5	2.24	15.5	2.42	16.5	2.61	18.5	2.98	20.2	3.26
	12	10.5	1.59	12.5	1.93	14.5	2.28	15.5	2.47	16.5	2.66	18.5	3.03	20.0	3.25
	14	10.5	1.62	12.5	1.96	14.5	2.33	15.5	2.52	16.5	2.71	18.5	3.09	19.7	3.23
	16	10.5	1.65	12.5	2.00	14.5	2.37	15.5	2.56	16.5	2.76	18.5	3.15	19.4	3.28
	18	10.5	1.68	12.5	2.04	14.5	2.42	15.5	2.62	16.5	2.81	18.5	3.33	19.2	3.45
	20	10.5	1.71	12.5	2.08	14.5	2.49	15.5	2.75	16.5	3.01	18.5	3.59	18.9	3.62
	21	10.5	1.72	12.5	2.10	14.5	2.58	15.5	2.85	16.5	3.12	18.4	3.67	18.8	3.70
	23	10.5	1.77	12.5	2.24	14.5	2.77	15.5	3.05	16.5	3.35	18.1	3.84	18.5	3.87
	25	10.5	1.89	12.5	2.39	14.5	2.96	15.5	3.26	16.5	3.59	17.9	4.01	18.3	4.04
	27	10.5	2.01	12.5	2.55	14.5	3.16	15.5	3.49	16.5	3.84	17.6	4.18	18.0	4.21
	29	10.5	2.14	12.5	2.72	14.5	3.38	15.5	3.73	16.5	4.10	17.4	4.35	17.7	4.38
	31	10.5	2.28	12.5	2.90	14.5	3.60	15.5	3.98	16.5	4.38	17.1	4.52	17.5	4.55
	33	10.5	2.43	12.5	3.09	14.5	3.84	15.5	4.25	16.5	4.65	16.8	4.69	17.2	4.72
35	10.5	2.58	12.5	3.29	14.5	4.09	15.5	4.53	16.2	4.82	16.6	4.86	16.9	4.90	
37	10.5	2.74	12.5	3.50	14.5	4.36	15.5	4.83	15.9	4.99	16.3	5.03	16.7	5.07	
39	10.5	2.91	12.5	3.73	14.5	4.65	15.5	5.13	15.7	5.16	16.0	5.20	16.4	5.25	
90% 13.95 kW (135.0)	10	9.41	1.40	11.2	1.69	13.0	1.99	14.0	2.15	14.9	2.31	16.7	2.64	18.5	2.97
	12	9.41	1.42	11.2	1.72	13.0	2.03	14.0	2.19	14.9	2.35	16.7	2.69	18.5	3.03
	14	9.41	1.45	11.2	1.75	13.0	2.06	14.0	2.23	14.9	2.40	16.7	2.74	18.5	3.09
	16	9.41	1.47	11.2	1.78	13.0	2.10	14.0	2.27	14.9	2.44	16.7	2.79	18.5	3.15
	18	9.41	1.50	11.2	1.81	13.0	2.14	14.0	2.32	14.9	2.49	16.7	2.85	18.5	3.32
	20	9.41	1.52	11.2	1.85	13.0	2.19	14.0	2.36	14.9	2.58	16.7	3.06	18.5	3.57
	21	9.41	1.54	11.2	1.87	13.0	2.22	14.0	2.44	14.9	2.68	16.7	3.17	18.4	3.67
	23	9.41	1.57	11.2	1.94	13.0	2.38	14.0	2.62	14.9	2.87	16.7	3.40	18.1	3.84
	25	9.41	1.65	11.2	2.07	13.0	2.55	14.0	2.80	14.9	3.07	16.7	3.64	17.9	4.01
	27	9.41	1.76	11.2	2.21	13.0	2.72	14.0	2.99	14.9	3.28	16.7	3.89	17.6	4.18
	29	9.41	1.87	11.2	2.36	13.0	2.90	14.0	3.19	14.9	3.50	16.7	4.16	17.3	4.35
	31	9.41	1.99	11.2	2.51	13.0	3.09	14.0	3.41	14.9	3.74	16.7	4.45	17.1	4.51
	33	9.41	2.11	11.2	2.67	13.0	3.29	14.0	3.63	14.9	3.99	16.5	4.65	16.8	4.68
35	9.41	2.24	11.2	2.84	13.0	3.51	14.0	3.87	14.9	4.25	16.2	4.82	16.6	4.86	
37	9.41	2.38	11.2	3.02	13.0	3.73	14.0	4.12	14.9	4.53	16.0	4.99	16.3	5.03	
39	9.41	2.53	11.2	3.21	13.0	3.97	14.0	4.39	14.9	4.82	15.7	5.16	16.0	5.20	
80% 12.40 kW (120.0)	10	8.37	1.24	10.0	1.49	11.6	1.75	12.4	1.88	13.2	2.02	14.8	2.30	16.4	2.59
	12	8.37	1.26	10.0	1.51	11.6	1.78	12.4	1.91	13.2	2.05	14.8	2.34	16.4	2.64
	14	8.37	1.28	10.0	1.54	11.6	1.81	12.4	1.95	13.2	2.09	14.8	2.39	16.4	2.69
	16	8.37	1.30	10.0	1.56	11.6	1.84	12.4	1.99	13.2	2.13	14.8	2.43	16.4	2.74
	18	8.37	1.33	10.0	1.59	11.6	1.88	12.4	2.02	13.2	2.18	14.8	2.48	16.4	2.80
	20	8.37	1.35	10.0	1.62	11.6	1.91	12.4	2.06	13.2	2.22	14.8	2.57	16.4	2.99
	21	8.37	1.36	10.0	1.64	11.6	1.93	12.4	2.09	13.2	2.26	14.8	2.67	16.4	3.10
	23	8.37	1.39	10.0	1.67	11.6	2.03	12.4	2.22	13.2	2.42	14.8	2.86	16.4	3.32
	25	8.37	1.43	10.0	1.78	11.6	2.16	12.4	2.37	13.2	2.59	14.8	3.06	16.4	3.56
	27	8.37	1.52	10.0	1.89	11.6	2.31	12.4	2.53	13.2	2.77	14.8	3.27	16.4	3.81
	29	8.37	1.62	10.0	2.02	11.6	2.46	12.4	2.70	13.2	2.95	14.8	3.49	16.4	4.07
	31	8.37	1.72	10.0	2.14	11.6	2.62	12.4	2.88	13.2	3.15	14.8	3.72	16.4	4.35
	33	8.37	1.82	10.0	2.28	11.6	2.79	12.4	3.07	13.2	3.35	14.8	3.97	16.4	4.64
35	8.37	1.93	10.0	2.42	11.6	2.97	12.4	3.26	13.2	3.57	14.8	4.23	16.2	4.82	
37	8.37	2.05	10.0	2.57	11.6	3.16	12.4	3.47	13.2	3.80	14.8	4.51	15.9	4.98	
39	8.37	2.17	10.0	2.73	11.6	3.36	12.4	3.69	13.2	4.05	14.8	4.81	15.7	5.15	

4TW32002-2

NOTES - ANMERKUNGEN - Σημειώσεις - NOTAS - REMARQUES - NOTE - OPMERKINGEN - примечания - NOTLAR

- The above table shows the average value of conditions which may occur.
Die obige Tabelle zeigt den Durchschnittswert der Bedingungen, die auftreten können.
Στον παραπάνω πίνακα αναγράφεται η μέση τιμή για συνθήκες που μπορεί να προκύψουν.
La tabla de arriba muestra el valor medio de condiciones que pueden ocurrir.
Le tableau ci-dessus donne la valeur moyenne pour des conditions qui peuvent survenir.
La tabella in alto mostra il valore delle condizioni medie che si possono riscontrare.
De tabel hierboven geeft de gemiddelde waarde aan van situaties die kunnen voorvallen.
Таблица расположенная выше показывает среднее значение условий, которые могут наступить.
Yukarıdaki tablo meydana gelebilecek koşulların ortalama değerini göstermektedir.

6 Capacity tables

6 - 1 Cooling Capacity Tables

6

ERQ140AV1
Cooling

TC: Total capacity, kW; PI: Power Input, kW (Comp. + Outdoor fan motor)

Combination % kW (Capacity index)	Outdoor air temp. (°CDB)	Indoor air temp. °CWB													
		14.0 °CWB		16.0 °CWB		18.0 °CWB		19.0 °CWB		20.0 °CWB		22.0 °CWB		24.0 °CWB	
		20.0 °CDB	TC	23.0 °CDB	PI	26.0 °CDB	TC	27.0 °CDB	PI	28.0 °CDB	TC	30.0 °CDB	PI	32.0 °CDB	TC
70% 10.85 kW (105.0)	10	7.32	1.09	8.73	1.29	10.1	1.51	10.9	1.62	11.6	1.74	13.0	1.98	14.4	2.22
	12	7.32	1.11	8.73	1.32	10.1	1.54	10.9	1.65	11.6	1.77	13.0	2.01	14.4	2.26
	14	7.32	1.12	8.73	1.34	10.1	1.56	10.9	1.68	11.6	1.80	13.0	2.05	14.4	2.31
	16	7.32	1.14	8.73	1.36	10.1	1.59	10.9	1.71	11.6	1.84	13.0	2.09	14.4	2.35
	18	7.32	1.16	8.73	1.38	10.1	1.62	10.9	1.74	11.6	1.87	13.0	2.13	14.4	2.40
	20	7.32	1.18	8.73	1.41	10.1	1.65	10.9	1.78	11.6	1.91	13.0	2.17	14.4	2.46
	21	7.32	1.19	8.73	1.42	10.1	1.67	10.9	1.80	11.6	1.93	13.0	2.21	14.4	2.55
	23	7.32	1.21	8.73	1.45	10.1	1.70	10.9	1.86	11.6	2.02	13.0	2.36	14.4	2.73
	25	7.32	1.23	8.73	1.51	10.1	1.82	10.9	1.98	11.6	2.16	13.0	2.52	14.4	2.92
	27	7.32	1.30	8.73	1.60	10.1	1.93	10.9	2.11	11.6	2.30	13.0	2.70	14.4	3.13
	29	7.32	1.38	8.73	1.70	10.1	2.06	10.9	2.25	11.6	2.45	13.0	2.88	14.4	3.34
	31	7.32	1.47	8.73	1.81	10.1	2.19	10.9	2.40	11.6	2.61	13.0	3.07	14.4	3.56
	33	7.32	1.55	8.73	1.92	10.1	2.33	10.9	2.55	11.6	2.78	13.0	3.27	14.4	3.80
	35	7.32	1.65	8.73	2.04	10.1	2.47	10.9	2.71	11.6	2.95	13.0	3.48	14.4	4.05
37	7.32	1.74	8.73	2.16	10.1	2.63	10.9	2.88	11.6	3.14	13.0	3.70	14.4	4.31	
39	7.32	1.84	8.73	2.29	10.1	2.79	10.9	3.06	11.6	3.34	13.0	3.94	14.4	4.59	
60% 9.30 kW (90.0)	10	6.28	0.95	7.49	1.11	8.70	1.29	9.30	1.38	9.90	1.47	11.1	1.67	12.3	1.87
	12	6.28	0.96	7.49	1.13	8.70	1.31	9.30	1.40	9.90	1.50	11.1	1.70	12.3	1.90
	14	6.28	0.98	7.49	1.15	8.70	1.33	9.30	1.43	9.90	1.52	11.1	1.73	12.3	1.94
	16	6.28	0.99	7.49	1.17	8.70	1.35	9.30	1.45	9.90	1.55	11.1	1.76	12.3	1.97
	18	6.28	1.01	7.49	1.19	8.70	1.38	9.30	1.48	9.90	1.58	11.1	1.79	12.3	2.01
	20	6.28	1.02	7.49	1.21	8.70	1.40	9.30	1.51	9.90	1.61	11.1	1.83	12.3	2.05
	21	6.28	1.03	7.49	1.22	8.70	1.42	9.30	1.52	9.90	1.63	11.1	1.84	12.3	2.07
	23	6.28	1.05	7.49	1.24	8.70	1.44	9.30	1.55	9.90	1.66	11.1	1.92	12.3	2.20
	25	6.28	1.06	7.49	1.26	8.70	1.50	9.30	1.63	9.90	1.76	11.1	2.05	12.3	2.35
	27	6.28	1.10	7.49	1.34	8.70	1.59	9.30	1.73	9.90	1.88	11.1	2.18	12.3	2.51
	29	6.28	1.17	7.49	1.42	8.70	1.69	9.30	1.84	9.90	2.00	11.1	2.32	12.3	2.68
	31	6.28	1.24	7.49	1.50	8.70	1.80	9.30	1.96	9.90	2.12	11.1	2.47	12.3	2.85
	33	6.28	1.31	7.49	1.60	8.70	1.91	9.30	2.08	9.90	2.26	11.1	2.63	12.3	3.04
	35	6.28	1.38	7.49	1.69	8.70	2.03	9.30	2.21	9.90	2.40	11.1	2.80	12.3	3.23
37	6.28	1.46	7.49	1.79	8.70	2.15	9.30	2.34	9.90	2.55	11.1	2.98	12.3	3.44	
39	6.28	1.55	7.49	1.89	8.70	2.28	9.30	2.49	9.90	2.70	11.1	3.16	12.3	3.66	
50% 7.75 kW (75.0)	10	5.23	0.82	6.24	0.94	7.25	1.08	7.75	1.15	8.25	1.22	9.26	1.37	10.3	1.53
	12	5.23	0.83	6.24	0.96	7.25	1.10	7.75	1.17	8.25	1.24	9.26	1.40	10.3	1.56
	14	5.23	0.84	6.24	0.97	7.25	1.11	7.75	1.19	8.25	1.26	9.26	1.42	10.3	1.58
	16	5.23	0.85	6.24	0.99	7.25	1.13	7.75	1.21	8.25	1.28	9.26	1.45	10.3	1.61
	18	5.23	0.86	6.24	1.00	7.25	1.15	7.75	1.23	8.25	1.31	9.26	1.47	10.3	1.64
	20	5.23	0.87	6.24	1.02	7.25	1.17	7.75	1.25	8.25	1.33	9.26	1.50	10.3	1.67
	21	5.23	0.88	6.24	1.02	7.25	1.18	7.75	1.26	8.25	1.34	9.26	1.51	10.3	1.69
	23	5.23	0.89	6.24	1.04	7.25	1.20	7.75	1.28	8.25	1.37	9.26	1.54	10.3	1.73
	25	5.23	0.91	6.24	1.06	7.25	1.22	7.75	1.31	8.25	1.41	9.26	1.62	10.3	1.84
	27	5.23	0.92	6.24	1.10	7.25	1.29	7.75	1.39	8.25	1.50	9.26	1.72	10.3	1.97
	29	5.23	0.97	6.24	1.16	7.25	1.37	7.75	1.48	8.25	1.59	9.26	1.83	10.3	2.09
	31	5.23	1.03	6.24	1.23	7.25	1.45	7.75	1.57	8.25	1.69	9.26	1.95	10.3	2.23
	33	5.23	1.09	6.24	1.30	7.25	1.54	7.75	1.66	8.25	1.79	9.26	2.07	10.3	2.37
	35	5.23	1.15	6.24	1.37	7.25	1.63	7.75	1.76	8.25	1.90	9.26	2.20	10.3	2.52
37	5.23	1.21	6.24	1.45	7.25	1.72	7.75	1.86	8.25	2.01	9.26	2.33	10.3	2.67	
39	5.23	1.27	6.24	1.53	7.25	1.82	7.75	1.97	8.25	2.13	9.26	2.47	10.3	2.84	

4TW32002-2

6 Capacity tables

6 - 2 Heating Capacity Tables

ERQ100AV1

Heating

TC: Total capacity; kW; PI: Power Input; kW (Comp. + Outdoor fan motor)

Combination % kW (Capacity index)	Outdoor air temp.		Indoor air temp. °CWB											
			16,0		18,0		20,0		21,0		22,0		24,0	
			TC kW	PI kW	TC kW	PI kW	TC kW	PI kW	TC kW	PI kW	TC kW	PI kW	TC kW	PI kW
100% 12.50 kW (100.0)	-19.8	-20.0	10.1	3.79	10.0	3.89	10.0	3.99	10.0	4.04	10.0	4.10	10.0	4.20
	-18.8	-19.0	10.4	3.85	10.4	3.95	10.3	4.04	10.3	4.09	10.3	4.14	10.3	4.24
	-16.7	-17.0	11.0	3.95	11.0	4.04	10.9	4.14	10.9	4.18	10.9	4.23	10.9	4.32
	-14.7	-15.0	11.6	4.04	11.6	4.13	11.6	4.22	11.5	4.26	11.5	4.31	10.9	4.02
	-12.6	-13.0	12.2	4.13	12.2	4.21	12.2	4.29	12.1	4.30	11.7	4.12	10.9	3.76
	-10.5	-11.0	12.8	4.20	12.8	4.28	12.5	4.21	12.1	4.03	11.7	3.86	10.9	3.53
	-9.5	-10.0	13.1	4.24	13.1	4.31	12.5	4.08	12.1	3.91	11.7	3.74	10.9	3.42
	-8.5	-9.1	13.4	4.27	13.3	4.30	12.5	3.97	12.1	3.81	11.7	3.65	10.9	3.33
	-7.0	-7.6	13.9	4.31	13.3	4.11	12.5	3.80	12.1	3.64	11.7	3.49	10.9	3.20
	-5.0	-5.6	14.1	4.19	13.3	3.89	12.5	3.59	12.1	3.45	11.7	3.31	10.9	3.03
	-3.0	-3.7	14.1	3.98	13.3	3.70	12.5	3.42	12.1	3.28	11.7	3.15	10.9	2.89
	0.0	-0.7	14.1	3.69	13.3	3.43	12.5	3.17	12.1	3.05	11.7	2.93	10.9	2.69
	3.0	2.2	14.1	3.45	13.3	3.21	12.5	2.97	12.1	2.85	11.7	2.74	10.9	2.52
	5.0	4.1	14.1	3.30	13.3	3.07	12.5	2.85	12.1	2.74	11.7	2.63	10.9	2.42
	7.0	6.0	14.1	3.17	13.3	2.95	12.5	2.74	12.1	2.64	11.7	2.53	10.9	2.33
	9.0	7.9	14.1	3.05	13.3	2.84	12.5	2.64	12.1	2.54	11.7	2.44	10.9	2.25
11.0	9.8	14.1	2.94	13.3	2.74	12.5	2.54	12.1	2.45	11.7	2.35	10.9	2.17	
13.0	11.8	14.1	2.83	13.3	2.64	12.5	2.45	12.1	2.36	11.7	2.27	10.9	2.09	
15.0	13.7	14.1	2.73	13.3	2.55	12.5	2.37	12.1	2.28	11.7	2.20	10.9	2.03	
90% 11.25 kW (90.0)	-19.8	-20.0	10.0	3.97	10.0	4.06	10.0	4.15	10.0	4.20	10.0	4.24	9.80	4.23
	-18.8	-19.0	10.3	4.02	10.3	4.11	10.3	4.20	10.3	4.24	10.3	4.29	9.80	4.06
	-16.7	-17.0	10.9	4.11	10.9	4.20	10.9	4.28	10.9	4.32	10.5	4.13	9.80	3.77
	-14.7	-15.0	11.6	4.20	11.5	4.28	11.3	4.19	10.9	4.02	10.5	3.85	9.80	3.51
	-12.6	-13.0	12.2	4.27	12.0	4.24	11.3	3.92	10.9	3.76	10.5	3.60	9.80	3.29
	-10.5	-11.0	12.7	4.29	12.0	3.98	11.3	3.67	10.9	3.53	10.5	3.38	9.80	3.10
	-9.5	-10.0	12.7	4.16	12.0	3.86	11.3	3.56	10.9	3.42	10.5	3.28	9.80	3.01
	-8.5	-9.1	12.7	4.05	12.0	3.76	11.3	3.47	10.9	3.33	10.5	3.20	9.80	2.93
	-7.0	-7.6	12.7	3.87	12.0	3.60	11.3	3.33	10.9	3.19	10.5	3.06	9.80	2.81
	-5.0	-5.6	12.7	3.66	12.0	3.40	11.3	3.15	10.9	3.03	10.5	2.91	9.80	2.67
	-3.0	-3.7	12.7	3.49	12.0	3.24	11.3	3.00	10.9	2.88	10.5	2.77	9.80	2.55
	0.0	-0.7	12.7	3.24	12.0	3.01	11.3	2.79	10.9	2.69	10.5	2.58	9.80	2.37
	3.0	2.2	12.7	3.03	12.0	2.82	11.3	2.62	10.9	2.52	10.5	2.42	9.80	2.23
	5.0	4.1	12.7	2.90	12.0	2.71	11.3	2.51	10.9	2.42	10.5	2.33	9.80	2.15
	7.0	6.0	12.7	2.79	12.0	2.60	11.3	2.42	10.9	2.33	10.5	2.24	9.80	2.07
	9.0	7.9	12.7	2.69	12.0	2.51	11.3	2.33	10.9	2.25	10.5	2.16	9.80	2.00
11.0	9.8	12.7	2.59	12.0	2.42	11.3	2.25	10.9	2.17	10.5	2.09	9.80	1.93	
13.0	11.8	12.7	2.50	12.0	2.33	11.3	2.17	10.9	2.09	10.5	2.02	9.80	1.86	
15.0	13.7	12.7	2.41	12.0	2.26	11.3	2.10	10.9	2.03	10.5	1.95	9.80	1.81	
80% 10.00 kW (80.0)	-19.8	-20.0	10.0	4.15	10.0	4.23	10.0	4.31	9.68	4.16	9.36	3.98	8.71	3.64
	-18.8	-19.0	10.3	4.19	10.3	4.27	10.0	4.17	9.68	4.00	9.36	3.83	8.71	3.50
	-16.7	-17.0	10.9	4.28	10.6	4.19	10.0	3.87	9.68	3.71	9.36	3.55	8.71	3.25
	-14.7	-15.0	11.3	4.21	10.6	3.90	10.0	3.60	9.68	3.46	9.36	3.32	8.71	3.04
	-12.6	-13.0	11.3	3.93	10.6	3.65	10.0	3.37	9.68	3.24	9.36	3.11	8.71	2.85
	-10.5	-11.0	11.3	3.69	10.6	3.43	10.0	3.17	9.68	3.05	9.36	2.92	8.71	2.68
	-9.5	-10.0	11.3	3.58	10.6	3.33	10.0	3.08	9.68	2.96	9.36	2.84	8.71	2.61
	-8.5	-9.1	11.3	3.49	10.6	3.24	10.0	3.00	9.68	2.88	9.36	2.77	8.71	2.55
	-7.0	-7.6	11.3	3.34	10.6	3.11	10.0	2.88	9.68	2.77	9.36	2.66	8.71	2.45
	-5.0	-5.6	11.3	3.16	10.6	2.94	10.0	2.73	9.68	2.63	9.36	2.53	8.71	2.32
	-3.0	-3.7	11.3	3.01	10.6	2.81	10.0	2.61	9.68	2.51	9.36	2.41	8.71	2.22
	0.0	-0.7	11.3	2.80	10.6	2.61	10.0	2.43	9.68	2.34	9.36	2.25	8.71	2.08
	3.0	2.2	11.3	2.63	10.6	2.45	10.0	2.28	9.68	2.20	9.36	2.12	8.71	1.95
	5.0	4.1	11.3	2.52	10.6	2.36	10.0	2.19	9.68	2.11	9.36	2.04	8.71	1.88
	7.0	6.0	11.3	2.43	10.6	2.27	10.0	2.11	9.68	2.04	9.36	1.96	8.71	1.81
	9.0	7.9	11.3	2.34	10.6	2.19	10.0	2.04	9.68	1.97	9.36	1.89	8.71	1.75
11.0	9.8	11.3	2.26	10.6	2.11	10.0	1.97	9.68	1.90	9.36	1.83	8.71	1.70	
13.0	11.8	11.3	2.18	10.6	2.04	10.0	1.90	9.68	1.84	9.36	1.77	8.71	1.64	
15.0	13.7	11.3	2.11	10.6	1.98	10.0	1.84	9.68	1.78	9.36	1.72	8.71	1.59	

4TW32002-3

NOTES - ANMERKUNGEN - Σημειώσεις - NOTAS - REMARQUES - NOTE - OPMERKINGEN - примечания - NOTLAR

- The above table shows the average value of conditions which may occur.
Die obige Tabelle zeigt den Durchschnittswert der Bedingungen, die auftreten können.
Στον παραπάνω πίνακα αναγράφεται η μέση τιμή για συνθήκες που μπορεί να προκύψουν.
La tabla de arriba muestra el valor medio de condiciones que pueden ocurrir.
Le tableau ci-dessus donne la valeur moyenne pour des conditions qui peuvent survenir.
La tabella in alto mostra il valore delle condizioni medie che si possono riscontrare.
De tabel hierboven geeft de gemiddelde waarde aan van situaties die kunnen voorvallen.
Таблица расположенная выше показывает среднее значение условий, которые могут наступить.
Yukarıdaki tablo meydana gelebilecek koşulların ortalama değerini göstermektedir.

6 Capacity tables

6 - 2 Heating Capacity Tables

ERQ100AV1

Heating

TC: Total capacity, kW; PI: Power Input, kW (Comp. + Outdoor fan motor)

Combination % kW (Capacity index)	Outdoor air temp.		Indoor air temp. °CWB											
			16.0		18.0		20.0		21.0		22.0		24.0	
			TC	PI	TC	PI	TC	PI	TC	PI	TC	PI	TC	PI
70% 8.75 kW (70.0)	°CDB	°CWB	9.87	4.27	9.31	3.96	8.75	3.66	8.47	3.51	8.19	3.36	7.63	3.08
	-19.8	-20.0	9.87	4.10	9.31	3.80	8.75	3.52	8.47	3.38	8.19	3.24	7.63	2.97
	-16.7	-17.0	9.87	3.80	9.31	3.53	8.75	3.27	8.47	3.14	8.19	3.01	7.63	2.76
	-14.7	-15.0	9.87	3.55	9.31	3.30	8.75	3.05	8.47	2.93	8.19	2.82	7.63	2.59
	-12.6	-13.0	9.87	3.32	9.31	3.09	8.75	2.86	8.47	2.75	8.19	2.64	7.63	2.43
	-10.5	-11.0	9.87	3.12	9.31	2.91	8.75	2.70	8.47	2.59	8.19	2.49	7.63	2.30
	-9.5	-10.0	9.87	3.03	9.31	2.82	8.75	2.62	8.47	2.52	8.19	2.42	7.63	2.23
	-8.5	-9.1	9.87	2.96	9.31	2.75	8.75	2.56	8.47	2.46	8.19	2.37	7.63	2.18
	-7.0	-7.6	9.87	2.84	9.31	2.64	8.75	2.46	8.47	2.37	8.19	2.27	7.63	2.10
	-5.0	-5.6	9.87	2.69	9.31	2.51	8.75	2.34	8.47	2.25	8.19	2.16	7.63	2.00
	-3.0	-3.7	9.87	2.57	9.31	2.40	8.75	2.23	8.47	2.15	8.19	2.07	7.63	1.91
	0.0	-0.7	9.87	2.39	9.31	2.24	8.75	2.08	8.47	2.01	8.19	1.94	7.63	1.79
	3.0	2.2	9.87	2.25	9.31	2.10	8.75	1.96	8.47	1.89	8.19	1.82	7.63	1.69
	5.0	4.1	9.87	2.16	9.31	2.02	8.75	1.89	8.47	1.82	8.19	1.76	7.63	1.63
	7.0	6.0	9.87	2.08	9.31	1.95	8.75	1.82	8.47	1.76	8.19	1.70	7.63	1.57
	9.0	7.9	9.87	2.01	9.31	1.88	8.75	1.76	8.47	1.70	8.19	1.64	7.63	1.52
	11.0	9.8	9.87	1.94	9.31	1.82	8.75	1.70	8.47	1.65	8.19	1.59	7.63	1.47
13.0	11.8	9.87	1.88	9.31	1.76	8.75	1.65	8.47	1.59	8.19	1.54	7.63	1.43	
15.0	13.7	9.87	1.82	9.31	1.71	8.75	1.60	8.47	1.54	8.19	1.49	7.63	1.39	
60% 7.50 kW (60.0)	-19.8	-20.0	8.46	3.51	7.98	3.26	7.50	3.02	7.26	2.90	7.02	2.78	6.54	2.56
	-18.8	-19.0	8.46	3.37	7.98	3.14	7.50	2.91	7.26	2.79	7.02	2.68	6.54	2.47
	-16.7	-17.0	8.46	3.14	7.98	2.92	7.50	2.71	7.26	2.61	7.02	2.50	6.54	2.30
	-14.7	-15.0	8.46	2.93	7.98	2.73	7.50	2.54	7.26	2.44	7.02	2.35	6.54	2.16
	-12.6	-13.0	8.46	2.75	7.98	2.57	7.50	2.39	7.26	2.30	7.02	2.21	6.54	2.04
	-10.5	-11.0	8.46	2.59	7.98	2.42	7.50	2.25	7.26	2.17	7.02	2.09	6.54	1.93
	-9.5	-10.0	8.46	2.52	7.98	2.35	7.50	2.19	7.26	2.11	7.02	2.03	6.54	1.88
	-8.5	-9.1	8.46	2.46	7.98	2.30	7.50	2.14	7.26	2.06	7.02	1.99	6.54	1.84
	-7.0	-7.6	8.46	2.36	7.98	2.21	7.50	2.06	7.26	1.98	7.02	1.91	6.54	1.77
	-5.0	-5.6	8.46	2.25	7.98	2.10	7.50	1.96	7.26	1.89	7.02	1.82	6.54	1.69
	-3.0	-3.7	8.46	2.15	7.98	2.01	7.50	1.88	7.26	1.81	7.02	1.75	6.54	1.62
	0.0	-0.7	8.46	2.01	7.98	1.88	7.50	1.76	7.26	1.70	7.02	1.64	6.54	1.52
	3.0	2.2	8.46	1.89	7.98	1.77	7.50	1.66	7.26	1.60	7.02	1.55	6.54	1.44
	5.0	4.1	8.46	1.82	7.98	1.71	7.50	1.60	7.26	1.55	7.02	1.49	6.54	1.39
	7.0	6.0	8.46	1.76	7.98	1.65	7.50	1.55	7.26	1.49	7.02	1.44	6.54	1.34
	9.0	7.9	8.46	1.70	7.98	1.60	7.50	1.50	7.26	1.45	7.02	1.40	6.54	1.30
	11.0	9.8	8.46	1.64	7.98	1.55	7.50	1.45	7.26	1.40	7.02	1.35	6.54	1.26
13.0	11.8	8.46	1.59	7.98	1.50	7.50	1.40	7.26	1.36	7.02	1.31	6.54	1.22	
15.0	13.7	8.46	1.54	7.98	1.45	7.50	1.36	7.26	1.32	7.02	1.28	6.54	1.19	
50% 6.25 kW (50.0)	-19.8	-20.0	7.05	2.80	6.65	2.61	6.25	2.43	6.05	2.34	5.85	2.25	5.45	2.07
	-18.8	-19.0	7.05	2.70	6.65	2.52	6.25	2.34	6.05	2.26	5.85	2.17	5.45	2.00
	-16.7	-17.0	7.05	2.52	6.65	2.35	6.25	2.19	6.05	2.11	5.85	2.03	5.45	1.88
	-14.7	-15.0	7.05	2.36	6.65	2.21	6.25	2.06	6.05	1.98	5.85	1.91	5.45	1.77
	-12.6	-13.0	7.05	2.22	6.65	2.08	6.25	1.94	6.05	1.87	5.85	1.80	5.45	1.67
	-10.5	-11.0	7.05	2.10	6.65	1.97	6.25	1.84	6.05	1.77	5.85	1.71	5.45	1.58
	-9.5	-10.0	7.05	2.04	6.65	1.92	6.25	1.79	6.05	1.73	5.85	1.67	5.45	1.54
	-8.5	-9.1	7.05	2.00	6.65	1.87	6.25	1.75	6.05	1.69	5.85	1.63	5.45	1.51
	-7.0	-7.6	7.05	1.92	6.65	1.80	6.25	1.69	6.05	1.63	5.85	1.57	5.45	1.46
	-5.0	-5.6	7.05	1.83	6.65	1.72	6.25	1.61	6.05	1.55	5.85	1.50	5.45	1.39
	-3.0	-3.7	7.05	1.75	6.65	1.65	6.25	1.54	6.05	1.49	5.85	1.44	5.45	1.34
	0.0	-0.7	7.05	1.65	6.65	1.55	6.25	1.45	6.05	1.40	5.85	1.36	5.45	1.26
	3.0	2.2	7.05	1.55	6.65	1.46	6.25	1.37	6.05	1.33	5.85	1.28	5.45	1.20
	5.0	4.1	7.05	1.50	6.65	1.41	6.25	1.33	6.05	1.28	5.85	1.24	5.45	1.16
	7.0	6.0	7.05	1.45	6.65	1.37	6.25	1.28	6.05	1.24	5.85	1.20	5.45	1.12
	9.0	7.9	7.05	1.40	6.65	1.32	6.25	1.24	6.05	1.21	5.85	1.17	5.45	1.09
	11.0	9.8	7.05	1.36	6.65	1.28	6.25	1.21	6.05	1.17	5.85	1.13	5.45	1.06
13.0	11.8	7.05	1.32	6.65	1.24	6.25	1.17	6.05	1.14	5.85	1.10	5.45	1.03	
15.0	13.7	7.05	1.28	6.65	1.21	6.25	1.14	6.05	1.10	5.85	1.07	5.45	1.00	

4TW32002-3

6 Capacity tables

6 - 2 Heating Capacity Tables

ERQ125AV1

Heating

TC: Total capacity; kW; PI: Power Input; kW (Comp. + Outdoor fan motor)

Combination % kW (Capacity index)	Outdoor air temp.		Indoor air temp. °CWB															
			16,0		18,0		20,0		21,0		22,0		24,0					
			TC	PI	TC	PI	TC	PI	TC	PI	TC	PI	TC	PI				
100% 16.00 kW (125.0)	°CDB	°CWB																
	-19.8	-20.0	10.9	3.86	10.9	4.00	10.9	4.14	10.9	4.21	10.8	4.28	10.8	4.43	10.8	4.43		
	-18.8	-19.0	11.3	3.93	11.2	4.07	11.2	4.21	11.2	4.28	11.2	4.35	11.1	4.49	11.1	4.49		
	-16.7	-17.0	11.9	4.08	11.9	4.21	11.9	4.34	11.8	4.40	11.8	4.47	11.8	4.60	11.8	4.60		
	-14.7	-15.0	12.6	4.21	12.5	4.33	12.5	4.45	12.5	4.51	12.5	4.58	12.5	4.70	12.5	4.70		
	-12.6	-13.0	13.2	4.32	13.2	4.44	13.2	4.56	13.2	4.61	13.1	4.67	13.1	4.79	13.1	4.79		
	-10.5	-11.0	13.9	4.43	13.9	4.54	13.8	4.65	13.8	4.70	13.8	4.76	13.8	4.87	13.8	4.87		
	-9.5	-10.0	14.2	4.47	14.2	4.58	14.2	4.69	14.1	4.75	14.1	4.80	13.9	4.82	13.9	4.82		
	-8.5	-9.1	14.5	4.52	14.5	4.62	14.5	4.73	14.4	4.78	14.4	4.84	13.9	4.70	13.9	4.70		
	-7.0	-7.6	15.0	4.58	15.0	4.69	14.9	4.79	14.9	4.84	14.9	4.89	13.9	4.50	13.9	4.50		
	-5.0	-5.6	15.7	4.67	15.6	4.76	15.6	4.86	15.5	4.86	15.0	4.66	13.9	4.27	13.9	4.27		
	-3.0	-3.7	16.3	4.74	16.3	4.83	16.0	4.82	15.5	4.62	15.0	4.43	13.9	4.07	13.9	4.07		
	0.0	-0.7	17.3	4.84	17.0	4.83	16.0	4.47	15.5	4.30	15.0	4.12	13.9	3.79	13.9	3.79		
	3.0	2.2	18.1	4.86	17.0	4.52	16.0	4.18	15.5	4.02	15.0	3.86	13.9	3.55	13.9	3.55		
	5.0	4.1	18.1	4.65	17.0	4.33	16.0	4.02	15.5	3.86	15.0	3.71	13.9	3.41	13.9	3.41		
	7.0	6.0	18.1	4.47	17.0	4.16	16.0	3.86	15.5	3.71	15.0	3.57	13.9	3.28	13.9	3.28		
9.0	7.9	18.1	4.30	17.0	4.00	16.0	3.72	15.5	3.58	15.0	3.44	13.9	3.17	13.9	3.17			
11.0	9.8	18.1	4.14	17.0	3.86	16.0	3.58	15.5	3.45	15.0	3.32	13.9	3.06	13.9	3.06			
13.0	11.8	18.1	3.99	17.0	3.72	16.0	3.45	15.5	3.33	15.0	3.20	13.9	2.95	13.9	2.95			
15.0	13.7	18.1	3.85	17.0	3.59	16.0	3.34	15.5	3.22	15.0	3.10	13.9	2.86	13.9	2.86			
90% 14.40 kW (112.5)	-19.8	-20.0	10.9	4.11	10.8	4.23	10.8	4.36	10.8	4.43	10.8	4.49	10.77	4.62	10.77	4.62		
	-18.8	-19.0	11.2	4.18	11.2	4.30	11.2	4.43	11.1	4.49	11.1	4.55	11.10	4.68	11.10	4.68		
	-16.7	-17.0	11.9	4.31	11.8	4.42	11.8	4.54	11.8	4.60	11.8	4.66	11.76	4.78	11.76	4.78		
	-14.7	-15.0	12.5	4.42	12.5	4.53	12.5	4.64	12.5	4.70	12.4	4.76	12.42	4.87	12.42	4.87		
	-12.6	-13.0	13.2	4.53	13.2	4.63	13.1	4.74	13.1	4.79	13.1	4.84	12.55	4.64	12.55	4.64		
	-10.5	-11.0	13.8	4.62	13.8	4.72	13.8	4.82	13.8	4.87	13.5	4.76	12.55	4.36	12.55	4.36		
	-9.5	-10.0	14.2	4.67	14.1	4.76	14.1	4.86	13.9	4.82	13.5	4.62	12.55	4.23	12.55	4.23		
	-8.5	-9.1	14.5	4.70	14.4	4.80	14.4	4.89	13.9	4.70	13.5	4.50	12.55	4.13	12.55	4.13		
	-7.0	-7.6	15.0	4.76	14.9	4.86	14.4	4.69	13.9	4.50	13.5	4.32	12.55	3.96	12.55	3.96		
	-5.0	-5.6	15.6	4.84	15.3	4.80	14.4	4.44	13.9	4.27	13.5	4.09	12.55	3.76	12.55	3.76		
	-3.0	-3.7	16.2	4.90	15.3	4.56	14.4	4.23	13.9	4.06	13.5	3.90	12.55	3.59	12.55	3.59		
	0.0	-0.7	16.3	4.56	15.3	4.24	14.4	3.93	13.9	3.78	13.5	3.64	12.55	3.34	12.55	3.34		
	3.0	2.2	16.3	4.26	15.3	3.97	14.4	3.69	13.9	3.55	13.5	3.41	12.55	3.14	12.55	3.14		
	5.0	4.1	16.3	4.09	15.3	3.81	14.4	3.54	13.9	3.41	13.5	3.28	12.55	3.02	12.55	3.02		
	7.0	6.0	16.3	3.93	15.3	3.67	14.4	3.41	13.9	3.28	13.5	3.16	12.55	2.91	12.55	2.91		
	9.0	7.9	16.3	3.79	15.3	3.53	14.4	3.29	13.9	3.16	13.5	3.05	12.55	2.81	12.55	2.81		
11.0	9.8	16.3	3.65	15.3	3.41	14.4	3.17	13.9	3.06	13.5	2.94	12.55	2.72	12.55	2.72			
13.0	11.8	16.3	3.52	15.3	3.29	14.4	3.06	13.9	2.95	13.5	2.84	12.55	2.62	12.55	2.62			
15.0	13.7	16.3	3.40	15.3	3.18	14.4	2.96	13.9	2.86	13.5	2.75	12.55	2.54	12.55	2.54			
80% 12.80 kW (100.0)	-19.8	-20.0	10.8	4.36	10.8	4.47	10.8	4.59	10.77	4.64	10.76	4.70	10.73	4.81	10.73	4.81		
	-18.8	-19.0	11.2	4.42	11.1	4.53	11.1	4.64	11.10	4.70	11.08	4.75	11.06	4.86	11.06	4.86		
	-16.7	-17.0	11.8	4.54	11.8	4.64	11.8	4.74	11.75	4.80	11.74	4.85	11.16	4.58	11.16	4.58		
	-14.7	-15.0	12.5	4.64	12.4	4.74	12.4	4.84	12.39	4.87	11.98	4.67	11.16	4.28	11.16	4.28		
	-12.6	-13.0	13.1	4.73	13.1	4.83	12.8	4.75	12.39	4.56	11.98	4.38	11.16	4.01	11.16	4.01		
	-10.5	-11.0	13.8	4.82	13.6	4.83	12.8	4.47	12.39	4.29	11.98	4.12	11.16	3.78	11.16	3.78		
	-9.5	-10.0	14.1	4.86	13.6	4.68	12.8	4.34	12.39	4.17	11.98	4.00	11.16	3.68	11.16	3.68		
	-8.5	-9.1	14.4	4.89	13.6	4.56	12.8	4.23	12.39	4.06	11.98	3.90	11.16	3.59	11.16	3.59		
	-7.0	-7.6	14.4	4.70	13.6	4.38	12.8	4.06	12.39	3.90	11.98	3.75	11.16	3.44	11.16	3.44		
	-5.0	-5.6	14.4	4.46	13.6	4.15	12.8	3.85	12.39	3.70	11.98	3.56	11.16	3.27	11.16	3.27		
	-3.0	-3.7	14.4	4.24	13.6	3.95	12.8	3.67	12.39	3.53	11.98	3.40	11.16	3.13	11.16	3.13		
	0.0	-0.7	14.4	3.95	13.6	3.68	12.8	3.42	12.39	3.30	11.98	3.17	11.16	2.92	11.16	2.92		
	3.0	2.2	14.4	3.70	13.6	3.45	12.8	3.21	12.39	3.10	11.98	2.98	11.16	2.75	11.16	2.75		
	5.0	4.1	14.4	3.56	13.6	3.32	12.8	3.09	12.39	2.98	11.98	2.87	11.16	2.65	11.16	2.65		
	7.0	6.0	14.4	3.42	13.6	3.20	12.8	2.98	12.39	2.87	11.98	2.76	11.16	2.56	11.16	2.56		
	9.0	7.9	14.4	3.30	13.6	3.08	12.8	2.87	12.39	2.77	11.98	2.67	11.16	2.47	11.16	2.47		
11.0	9.8	14.4	3.18	13.6	2.98	12.8	2.78	12.39	2.68	11.98	2.58	11.16	2.39	11.16	2.39			
13.0	11.8	14.4	3.07	13.6	2.87	12.8	2.68	12.39	2.59	11.98	2.49	11.16	2.31	11.16	2.31			
15.0	13.7	14.4	2.97	13.6	2.78	12.8	2.60	12.39	2.51	11.98	2.42	11.16	2.24	11.16	2.24			

4TW32002-3

NOTES - ANMERKUNGEN - Σημειώσεις - NOTAS - REMARQUES - NOTE - OPMERKINGEN - примечания - NOTLAR

- The above table shows the average value of conditions which may occur.
 Die obige Tabelle zeigt den Durchschnittswert der Bedingungen, die auftreten können.
 Στον παραπάνω πίνακα αναγράφεται η μέση τιμή για συνθήκες που μπορεί να προκύψουν.
 La tabla de arriba muestra el valor medio de condiciones que pueden ocurrir.
 Le tableau ci-dessus donne la valeur moyenne pour des conditions qui peuvent survenir.
 La tabella in alto mostra il valore delle condizioni medie che si possono riscontrare.
 De tabel hierboven geeft de gemiddelde waarde aan van situaties die kunnen voorvallen.
 Таблица расположена выше показывает среднее значение условий, которые могут наступить.
 Yukarıdaki tablo meydana gelebilecek koşulların ortalama değerini göstermektedir.

6 Capacity tables

6 - 2 Heating Capacity Tables

6

ERQ125AV1

Heating

TC: Total capacity; kW; PI: Power Input; kW (Comp. + Outdoor fan motor)

Combination % kW (Capacity index)	Outdoor air temp.		Indoor air temp. °CWB												
			16.0		18.0		20.0		21.0		22.0		24.0		
			TC	PI	TC	PI	TC	PI	TC	PI	TC	PI	TC	PI	
70% 11.20 kW (87.5)	°CDB	°CWB	KW	KW	KW	KW	KW	KW	KW	KW	KW	KW	KW	KW	KW
	-19.8	-20.0	10.77	4.61	10.75	4.71	10.73	4.81	10.72	4.86	10.48	4.74	9.76	4.34	
	-18.8	-19.0	11.10	4.66	11.08	4.76	11.06	4.86	10.84	4.76	10.48	4.56	9.76	4.18	
	-16.7	-17.0	11.76	4.76	11.74	4.86	11.20	4.60	10.84	4.42	10.48	4.24	9.76	3.89	
	-14.7	-15.0	12.42	4.86	11.92	4.64	11.20	4.30	10.84	4.13	10.48	3.97	9.76	3.64	
	-12.6	-13.0	12.64	4.68	11.92	4.35	11.20	4.03	10.84	3.88	10.48	3.73	9.76	3.43	
	-10.5	-11.0	12.64	4.40	11.92	4.10	11.20	3.80	10.84	3.66	10.48	3.51	9.76	3.23	
	-9.5	-10.0	12.64	4.27	11.92	3.98	11.20	3.69	10.84	3.55	10.48	3.42	9.76	3.15	
	-8.5	-9.1	12.64	4.16	11.92	3.88	11.20	3.60	10.84	3.47	10.48	3.33	9.76	3.07	
	-7.0	-7.6	12.64	3.99	11.92	3.72	11.20	3.46	10.84	3.33	10.48	3.20	9.76	2.96	
	-5.0	-5.6	12.64	3.79	11.92	3.54	11.20	3.29	10.84	3.17	10.48	3.05	9.76	2.81	
	-3.0	-3.7	12.64	3.62	11.92	3.38	11.20	3.14	10.84	3.03	10.48	2.91	9.76	2.69	
	0.0	-0.7	12.64	3.37	11.92	3.15	11.20	2.94	10.84	2.83	10.48	2.73	9.76	2.52	
	3.0	2.2	12.64	3.17	11.92	2.96	11.20	2.76	10.84	2.67	10.48	2.57	9.76	2.38	
	5.0	4.1	12.64	3.05	11.92	2.85	11.20	2.66	10.84	2.57	10.48	2.48	9.76	2.29	
	7.0	6.0	12.64	2.94	11.92	2.75	11.20	2.57	10.84	2.48	10.48	2.39	9.76	2.22	
	9.0	7.9	12.64	2.83	11.92	2.66	11.20	2.48	10.84	2.40	10.48	2.31	9.76	2.14	
11.0	9.8	12.64	2.74	11.92	2.57	11.20	2.40	10.84	2.32	10.48	2.24	9.76	2.08		
13.0	11.8	12.64	2.65	11.92	2.48	11.20	2.32	10.84	2.24	10.48	2.16	9.76	2.01		
15.0	13.7	12.64	2.56	11.92	2.41	11.20	2.25	10.84	2.18	10.48	2.10	9.76	1.95		
60% 9.60 kW (75.0)	-19.8	-20.0	10.72	4.86	10.22	4.59	9.60	4.25	9.29	4.09	8.98	3.92	8.37	3.60	
	-18.8	-19.0	10.83	4.75	10.22	4.42	9.60	4.10	9.29	3.94	8.98	3.78	8.37	3.48	
	-16.7	-17.0	10.83	4.42	10.22	4.11	9.60	3.82	9.29	3.67	8.98	3.53	8.37	3.25	
	-14.7	-15.0	10.83	4.13	10.22	3.85	9.60	3.57	9.29	3.44	8.98	3.31	8.37	3.05	
	-12.6	-13.0	10.83	3.88	10.22	3.61	9.60	3.36	9.29	3.24	8.98	3.11	8.37	2.87	
	-10.5	-11.0	10.83	3.65	10.22	3.41	9.60	3.17	9.29	3.06	8.98	2.94	8.37	2.72	
	-9.5	-10.0	10.83	3.55	10.22	3.32	9.60	3.09	9.29	2.97	8.98	2.86	8.37	2.65	
	-8.5	-9.1	10.83	3.46	10.22	3.24	9.60	3.01	9.29	2.90	8.98	2.80	8.37	2.59	
	-7.0	-7.6	10.83	3.33	10.22	3.11	9.60	2.90	9.29	2.80	8.98	2.69	8.37	2.49	
	-5.0	-5.6	10.83	3.17	10.22	2.96	9.60	2.76	9.29	2.66	8.98	2.57	8.37	2.38	
	-3.0	-3.7	10.83	3.03	10.22	2.83	9.60	2.64	9.29	2.55	8.98	2.46	8.37	2.28	
	0.0	-0.7	10.83	2.83	10.22	2.65	9.60	2.48	9.29	2.39	8.98	2.31	8.37	2.14	
	3.0	2.2	10.83	2.66	10.22	2.50	9.60	2.34	9.29	2.26	8.98	2.18	8.37	2.02	
	5.0	4.1	10.83	2.57	10.22	2.41	9.60	2.25	9.29	2.18	8.98	2.10	8.37	1.96	
	7.0	6.0	10.83	2.48	10.22	2.33	9.60	2.18	9.29	2.11	8.98	2.03	8.37	1.89	
	9.0	7.9	10.83	2.39	10.22	2.25	9.60	2.11	9.29	2.04	8.98	1.97	8.37	1.83	
	11.0	9.8	10.83	2.32	10.22	2.18	9.60	2.04	9.29	1.97	8.98	1.91	8.37	1.78	
13.0	11.8	10.83	2.24	10.22	2.11	9.60	1.98	9.29	1.91	8.98	1.85	8.37	1.72		
15.0	13.7	10.83	2.17	10.22	2.05	9.60	1.92	9.29	1.86	8.98	1.80	8.37	1.68		
50% 8.00 kW (62.5)	-19.8	-20.0	9.03	3.95	8.51	3.68	8.00	3.42	7.74	3.29	7.49	3.17	6.97	2.92	
	-18.8	-19.0	9.03	3.80	8.51	3.55	8.00	3.30	7.74	3.18	7.49	3.06	6.97	2.82	
	-16.7	-17.0	9.03	3.55	8.51	3.31	8.00	3.08	7.74	2.97	7.49	2.86	6.97	2.64	
	-14.7	-15.0	9.03	3.33	8.51	3.11	8.00	2.90	7.74	2.79	7.49	2.69	6.97	2.49	
	-12.6	-13.0	9.03	3.13	8.51	2.93	8.00	2.73	7.74	2.64	7.49	2.54	6.97	2.35	
	-10.5	-11.0	9.03	2.96	8.51	2.77	8.00	2.59	7.74	2.50	7.49	2.41	6.97	2.23	
	-9.5	-10.0	9.03	2.88	8.51	2.70	8.00	2.52	7.74	2.43	7.49	2.35	6.97	2.18	
	-8.5	-9.1	9.03	2.81	8.51	2.64	8.00	2.46	7.74	2.38	7.49	2.29	6.97	2.13	
	-7.0	-7.6	9.03	2.71	8.51	2.54	8.00	2.37	7.74	2.29	7.49	2.21	6.97	2.05	
	-5.0	-5.6	9.03	2.58	8.51	2.42	8.00	2.27	7.74	2.19	7.49	2.11	6.97	1.96	
	-3.0	-3.7	9.03	2.47	8.51	2.32	8.00	2.17	7.74	2.10	7.49	2.03	6.97	1.89	
	0.0	-0.7	9.03	2.32	8.51	2.18	8.00	2.04	7.74	1.98	7.49	1.91	6.97	1.78	
	3.0	2.2	9.03	2.19	8.51	2.06	8.00	1.93	7.74	1.87	7.49	1.81	6.97	1.69	
	5.0	4.1	9.03	2.11	8.51	1.99	8.00	1.87	7.74	1.81	7.49	1.75	6.97	1.63	
	7.0	6.0	9.03	2.04	8.51	1.93	8.00	1.81	7.74	1.75	7.49	1.69	6.97	1.58	
	9.0	7.9	9.03	1.98	8.51	1.86	8.00	1.75	7.74	1.70	7.49	1.64	6.97	1.54	
	11.0	9.8	9.03	1.92	8.51	1.81	8.00	1.70	7.74	1.65	7.49	1.60	6.97	1.49	
13.0	11.8	9.03	1.86	8.51	1.75	8.00	1.65	7.74	1.60	7.49	1.55	6.97	1.45		
15.0	13.7	9.03	1.81	8.51	1.70	8.00	1.61	7.74	1.56	7.49	1.51	6.97	1.41		

4TW32002-3

6 Capacity tables

6 - 2 Heating Capacity Tables

ERQ140AV1

Heating

TC: Total capacity; kW; PI: Power Input; kW (Comp. + Outdoor fan motor)

Combination % kW (Capacity index)	Outdoor air temp.		Indoor air temp. °CWB											
			16,0		18,0		20,0		21,0		22,0		24,0	
			TC	PI	TC	PI	TC	PI	TC	PI	TC	PI	TC	PI
70% 12.60 kW (105.0)	-19.8	-20.0	10.97	4.59	10.94	4.71	10.92	4.82	10.91	4.88	10.90	4.94	10.88	5.06
	-18.8	-19.0	11.30	4.65	11.28	4.77	11.26	4.88	11.24	4.94	11.23	5.00	10.98	4.95
	-16.7	-17.0	11.97	4.77	11.95	4.88	11.92	4.99	11.91	5.04	11.79	5.02	10.98	4.61
	-14.7	-15.0	12.64	4.88	12.61	4.98	12.59	5.08	12.20	4.89	11.79	4.70	10.98	4.31
	-12.6	-13.0	13.30	4.98	13.28	5.07	12.60	4.78	12.20	4.59	11.79	4.41	10.98	4.06
	-10.5	-11.0	13.97	5.06	13.41	4.85	12.60	4.50	12.20	4.33	11.79	4.16	10.98	3.83
	-9.5	-10.0	14.22	5.06	13.41	4.71	12.60	4.37	12.20	4.21	11.79	4.04	10.98	3.72
	-8.5	-9.1	14.22	4.93	13.41	4.59	12.60	4.27	12.20	4.10	11.79	3.95	10.98	3.64
	-7.0	-7.6	14.22	4.73	13.41	4.41	12.60	4.10	12.20	3.94	11.79	3.79	10.98	3.50
	-5.0	-5.6	14.22	4.49	13.41	4.19	12.60	3.89	12.20	3.75	11.79	3.61	10.98	3.33
	-3.0	-3.7	14.22	4.28	13.41	4.00	12.60	3.72	12.20	3.58	11.79	3.45	10.98	3.19
	0.0	-0.7	14.22	3.99	13.41	3.73	12.60	3.48	12.20	3.35	11.79	3.23	10.98	2.99
	3.0	2.2	14.22	3.75	13.41	3.51	12.60	3.27	12.20	3.16	11.79	3.04	10.98	2.82
	5.0	4.1	14.22	3.61	13.41	3.38	12.60	3.15	12.20	3.04	11.79	2.93	10.98	2.72
	7.0	6.0	14.22	3.48	13.41	3.26	12.60	3.04	12.20	2.93	11.79	2.83	10.98	2.62
9.0	7.9	14.22	3.35	13.41	3.14	12.60	2.94	12.20	2.84	11.79	2.74	10.98	2.54	
11.0	9.8	14.22	3.24	13.41	3.04	12.60	2.84	12.20	2.74	11.79	2.65	10.98	2.46	
13.0	11.8	14.22	3.13	13.41	2.94	12.60	2.75	12.20	2.66	11.79	2.56	10.98	2.38	
15.0	13.7	14.22	3.03	13.41	2.85	12.60	2.67	12.20	2.58	11.79	2.49	10.98	2.31	
60% 10.80 kW (90.0)	-19.8	-20.0	10.91	4.88	10.89	4.99	10.80	5.03	10.45	4.84	10.11	4.64	9.41	4.27
	-18.8	-19.0	11.24	4.94	11.23	5.04	10.80	4.85	10.45	4.66	10.11	4.48	9.41	4.12
	-16.7	-17.0	11.91	5.04	11.49	4.87	10.80	4.52	10.45	4.35	10.11	4.18	9.41	3.84
	-14.7	-15.0	12.19	4.89	11.49	4.55	10.80	4.23	10.45	4.07	10.11	3.91	9.41	3.61
	-12.6	-13.0	12.19	4.59	11.49	4.28	10.80	3.98	10.45	3.83	10.11	3.69	9.41	3.40
	-10.5	-11.0	12.19	4.32	11.49	4.04	10.80	3.76	10.45	3.62	10.11	3.48	9.41	3.22
	-9.5	-10.0	12.19	4.20	11.49	3.93	10.80	3.65	10.45	3.52	10.11	3.39	9.41	3.13
	-8.5	-9.1	12.19	4.10	11.49	3.83	10.80	3.57	10.45	3.44	10.11	3.31	9.41	3.06
	-7.0	-7.6	12.19	3.94	11.49	3.68	10.80	3.43	10.45	3.31	10.11	3.19	9.41	2.95
	-5.0	-5.6	12.19	3.75	11.49	3.51	10.80	3.27	10.45	3.15	10.11	3.04	9.41	2.81
	-3.0	-3.7	12.19	3.58	11.49	3.35	10.80	3.13	10.45	3.02	10.11	2.91	9.41	2.70
	0.0	-0.7	12.19	3.35	11.49	3.14	10.80	2.93	10.45	2.83	10.11	2.73	9.41	2.53
	3.0	2.2	12.19	3.15	11.49	2.96	10.80	2.77	10.45	2.67	10.11	2.58	9.41	2.40
	5.0	4.1	12.19	3.04	11.49	2.85	10.80	2.67	10.45	2.58	10.11	2.49	9.41	2.31
	7.0	6.0	12.19	2.93	11.49	2.75	10.80	2.58	10.45	2.49	10.11	2.41	9.41	2.24
9.0	7.9	12.19	2.83	11.49	2.66	10.80	2.49	10.45	2.41	10.11	2.33	9.41	2.17	
11.0	9.8	12.19	2.74	11.49	2.58	10.80	2.42	10.45	2.34	10.11	2.26	9.41	2.10	
13.0	11.8	12.19	2.65	11.49	2.50	10.80	2.34	10.45	2.26	10.11	2.19	9.41	2.04	
15.0	13.7	12.19	2.57	11.49	2.42	10.80	2.27	10.45	2.20	10.11	2.13	9.41	1.98	
50% 9.00 kW (75.0)	-19.8	-20.0	10.16	4.67	9.58	4.36	9.00	4.05	8.71	3.90	8.42	3.75	7.84	3.46
	-18.8	-19.0	10.16	4.50	9.58	4.20	9.00	3.91	8.71	3.76	8.42	3.62	7.84	3.34
	-16.7	-17.0	10.16	4.20	9.58	3.92	9.00	3.65	8.71	3.52	8.42	3.39	7.84	3.13
	-14.7	-15.0	10.16	3.94	9.58	3.68	9.00	3.43	8.71	3.31	8.42	3.18	7.84	2.95
	-12.6	-13.0	10.16	3.71	9.58	3.47	9.00	3.23	8.71	3.12	8.42	3.01	7.84	2.78
	-10.5	-11.0	10.16	3.50	9.58	3.28	9.00	3.06	8.71	2.96	8.42	2.85	7.84	2.64
	-9.5	-10.0	10.16	3.41	9.58	3.19	9.00	2.98	8.71	2.88	8.42	2.78	7.84	2.58
	-8.5	-9.1	10.16	3.33	9.58	3.12	9.00	2.92	8.71	2.82	8.42	2.72	7.84	2.52
	-7.0	-7.6	10.16	3.21	9.58	3.01	9.00	2.81	8.71	2.71	8.42	2.62	7.84	2.43
	-5.0	-5.6	10.16	3.06	9.58	2.87	9.00	2.68	8.71	2.59	8.42	2.50	7.84	2.33
	-3.0	-3.7	10.16	2.93	9.58	2.75	9.00	2.57	8.71	2.49	8.42	2.40	7.84	2.23
	0.0	-0.7	10.16	2.75	9.58	2.58	9.00	2.42	8.71	2.34	8.42	2.26	7.84	2.11
	3.0	2.2	10.16	2.59	9.58	2.44	9.00	2.29	8.71	2.22	8.42	2.14	7.84	2.00
	5.0	4.1	10.16	2.50	9.58	2.36	9.00	2.21	8.71	2.14	8.42	2.07	7.84	1.93
	7.0	6.0	10.16	2.42	9.58	2.28	9.00	2.14	8.71	2.07	8.42	2.01	7.84	1.87
9.0	7.9	10.16	2.34	9.58	2.21	9.00	2.08	8.71	2.01	8.42	1.95	7.84	1.82	
11.0	9.8	10.16	2.27	9.58	2.14	9.00	2.01	8.71	1.95	8.42	1.89	7.84	1.77	
13.0	11.8	10.16	2.20	9.58	2.08	9.00	1.95	8.71	1.89	8.42	1.83	7.84	1.72	
15.0	13.7	10.16	2.14	9.58	2.02	9.00	1.90	8.71	1.84	8.42	1.78	7.84	1.67	

4TW32002-3

NOTES - ANMERKUNGEN - Σημειώσεις - NOTAS - REMARQUES - NOTE - OPMERKINGEN - примечания - NOTLAR

- The above table shows the average value of conditions which may occur.
Die obige Tabelle zeigt den Durchschnittswert der Bedingungen, die auftreten können.
Στον παραπάνω πίνακα αναγράφεται η μέση τιμή για συνθήκες που μπορεί να προκύψουν.
La tabla de arriba muestra el valor medio de condiciones que pueden ocurrir.
Le tableau ci-dessus donne la valeur moyenne pour des conditions qui peuvent survenir.
La tabella in alto mostra il valore delle condizioni medie che si possono riscontrare.
De tabel hierboven geeft de gemiddelde waarde aan van situaties die kunnen voorvallen.
Таблица расположена выше показывает среднее значение условий, которые могут наступить.
Yukarıdaki tablo meydana gelebilecek koşulların ortalama değerini göstermektedir.

6 Capacity tables

6 - 2 Heating Capacity Tables

ERQ140AV1 Heating

TC: Total capacity, kW; PI: Power Input, kW (Comp. + Outdoor fan motor)

Combination % kW (Capacity index)	Outdoor air temp.		Indoor air temp. °CWB													
			16.0		18.0		20.0		21.0		22.0		24.0			
			TC	PI	TC	PI	TC	PI	TC	PI	TC	PI	TC	PI		
100% 18.00 kW (150.0)	°CDB	°CWB														
	-19.8	-20.0	11.1	3.70	11.1	3.87	11.1	4.03	11.1	4.12	11.0	4.20	11.0	4.37		
	-18.8	-19.0	11.5	3.79	11.4	3.95	11.4	4.12	11.4	4.20	11.4	4.28	11.3	4.44		
	-16.7	-17.0	12.1	3.96	12.1	4.11	12.1	4.27	12.1	4.34	12.0	4.42	12.0	4.58		
	-14.7	-15.0	12.8	4.11	12.8	4.26	12.7	4.40	12.7	4.47	12.7	4.55	12.7	4.69		
	-12.6	-13.0	13.5	4.25	13.4	4.38	13.4	4.52	13.4	4.59	13.4	4.66	13.3	4.80		
	-10.5	-11.0	14.1	4.37	14.1	4.50	14.1	4.63	14.1	4.70	14.0	4.76	14.0	4.90		
	-9.5	-10.0	14.5	4.43	14.4	4.56	14.4	4.68	14.4	4.75	14.4	4.81	14.3	4.94		
	-8.5	-9.1	14.8	4.48	14.7	4.60	14.7	4.73	14.7	4.79	14.7	4.85	14.6	4.98		
	-7.0	-7.6	15.3	4.55	15.2	4.68	15.2	4.80	15.2	4.86	15.2	4.92	15.1	5.04		
	-5.0	-5.6	15.9	4.65	15.9	4.77	15.9	4.88	15.9	4.94	15.8	5.00	15.7	5.05		
	-3.0	-3.7	16.6	4.74	16.5	4.85	16.5	4.96	16.5	5.02	16.5	5.07	16.4	5.13		
	0.0	-0.7	17.6	4.86	17.5	4.96	17.5	5.07	17.4	5.09	17.4	5.14	17.3	5.20		
	3.0	2.2	18.5	4.96	18.5	5.06	18.0	4.95	17.4	4.76	16.8	4.57	15.7	4.20		
	5.0	4.1	19.2	5.03	19.1	5.12	18.0	4.75	17.4	4.57	16.8	4.39	15.7	4.04		
	7.0	6.0	19.8	5.09	19.2	4.93	18.0	4.57	17.4	4.40	16.8	4.22	15.7	3.89		
9.0	7.9	20.3	5.09	19.2	4.74	18.0	4.40	17.4	4.23	16.8	4.07	15.7	3.75			
11.0	9.8	20.3	4.90	19.2	4.57	18.0	4.24	17.4	4.08	16.8	3.93	15.7	3.62			
13.0	11.8	20.3	4.72	19.2	4.40	18.0	4.09	17.4	3.94	16.8	3.79	15.7	3.49			
15.0	13.7	20.3	4.56	19.2	4.25	18.0	3.96	17.4	3.81	16.8	3.66	15.7	3.38			
90% 16.20 kW (135.0)	-19.8	-20.0	11.1	3.99	11.0	4.15	11.0	4.30	11.0	4.37	11.0	4.45	10.96	4.60		
	-18.8	-19.0	11.4	4.08	11.4	4.22	11.4	4.37	11.3	4.45	11.3	4.52	11.30	4.67		
	-16.7	-17.0	12.1	4.23	12.1	4.37	12.0	4.51	12.0	4.58	12.0	4.65	11.97	4.79		
	-14.7	-15.0	12.7	4.37	12.7	4.50	12.7	4.63	12.7	4.70	12.7	4.76	12.63	4.89		
	-12.6	-13.0	13.4	4.49	13.4	4.61	13.4	4.74	13.3	4.80	13.3	4.86	13.30	4.99		
	-10.5	-11.0	14.1	4.60	14.1	4.72	14.0	4.84	14.0	4.90	14.0	4.96	13.97	5.08		
	-9.5	-10.0	14.4	4.65	14.4	4.77	14.4	4.88	14.3	4.94	14.3	5.00	14.12	5.01		
	-8.5	-9.1	14.7	4.70	14.7	4.81	14.7	4.92	14.6	4.98	14.6	5.04	14.12	4.89		
	-7.0	-7.6	15.2	4.77	15.2	4.88	15.2	4.99	15.1	5.04	15.1	5.10	14.12	4.69		
	-5.0	-5.6	15.9	4.86	15.9	4.96	15.8	5.07	15.7	5.05	15.2	4.85	14.12	4.45		
	-3.0	-3.7	16.5	4.93	16.5	5.03	16.2	5.01	15.7	4.81	15.2	4.62	14.12	4.25		
	0.0	-0.7	17.5	5.04	17.2	5.02	16.2	4.66	15.7	4.48	15.2	4.30	14.12	3.96		
	3.0	2.2	18.3	5.05	17.2	4.70	16.2	4.37	15.7	4.20	15.2	4.04	14.12	3.72		
	5.0	4.1	18.3	4.84	17.2	4.51	16.2	4.19	15.7	4.04	15.2	3.88	14.12	3.58		
	7.0	6.0	18.3	4.66	17.2	4.34	16.2	4.04	15.7	3.89	15.2	3.74	14.12	3.45		
	9.0	7.9	18.3	4.48	17.2	4.18	16.2	3.89	15.7	3.75	15.2	3.61	14.12	3.33		
11.0	9.8	18.3	4.32	17.2	4.03	16.2	3.75	15.7	3.62	15.2	3.48	14.12	3.22			
13.0	11.8	18.3	4.17	17.2	3.89	16.2	3.62	15.7	3.49	15.2	3.36	14.12	3.11			
15.0	13.7	18.3	4.03	17.2	3.76	16.2	3.51	15.7	3.38	15.2	3.26	14.12	3.01			
80% 14.40 kW (120.0)	-19.8	-20.0	11.0	4.29	11.0	4.43	11.0	4.56	10.96	4.63	10.95	4.70	10.92	4.83		
	-18.8	-19.0	11.4	4.36	11.3	4.50	11.3	4.63	11.29	4.69	11.28	4.76	11.25	4.89		
	-16.7	-17.0	12.0	4.50	12.0	4.62	12.0	4.75	11.96	4.81	11.95	4.87	11.92	5.00		
	-14.7	-15.0	12.7	4.62	12.7	4.74	12.6	4.86	12.63	4.92	12.62	4.97	12.55	5.07		
	-12.6	-13.0	13.4	4.73	13.3	4.84	13.3	4.96	13.30	5.01	13.28	5.07	12.55	4.75		
	-10.5	-11.0	14.0	4.83	14.0	4.94	14.0	5.04	13.94	5.08	13.47	4.88	12.55	4.48		
	-9.5	-10.0	14.4	4.88	14.3	4.98	14.3	5.09	13.94	4.94	13.47	4.74	12.55	4.35		
	-8.5	-9.1	14.7	4.92	14.6	5.02	14.4	5.01	13.94	4.81	13.47	4.62	12.55	4.24		
	-7.0	-7.6	15.2	4.98	15.1	5.08	14.4	4.80	13.94	4.62	13.47	4.43	12.55	4.08		
	-5.0	-5.6	15.8	5.06	15.3	4.91	14.4	4.56	13.94	4.38	13.47	4.21	12.55	3.88		
	-3.0	-3.7	16.3	5.03	15.3	4.68	14.4	4.35	13.94	4.18	13.47	4.02	12.55	3.70		
	0.0	-0.7	16.3	4.68	15.3	4.36	14.4	4.05	13.94	3.90	13.47	3.75	12.55	3.46		
	3.0	2.2	16.3	4.38	15.3	4.09	14.4	3.80	13.94	3.67	13.47	3.53	12.55	3.26		
	5.0	4.1	16.3	4.21	15.3	3.93	14.4	3.66	13.94	3.53	13.47	3.40	12.55	3.14		
	7.0	6.0	16.3	4.05	15.3	3.78	14.4	3.53	13.94	3.40	13.47	3.27	12.55	3.03		
	9.0	7.9	16.3	3.90	15.3	3.65	14.4	3.40	13.94	3.28	13.47	3.16	12.55	2.92		
11.0	9.8	16.3	3.77	15.3	3.53	14.4	3.29	13.94	3.17	13.47	3.06	12.55	2.83			
13.0	11.8	16.3	3.64	15.3	3.40	14.4	3.18	13.94	3.06	13.47	2.95	12.55	2.74			
15.0	13.7	16.3	3.52	15.3	3.30	14.4	3.08	13.94	2.97	13.47	2.86	12.55	2.65			

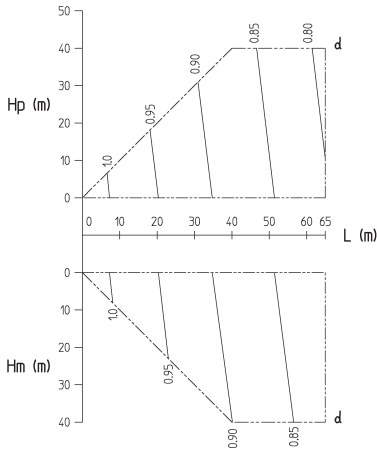
4TW32002-3

6 Capacity tables

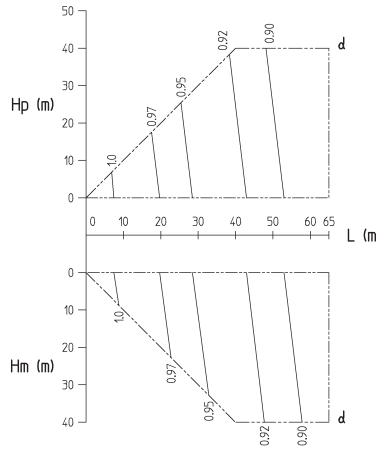
6 - 3 Capacity Correction Factor

ERQ-AV1

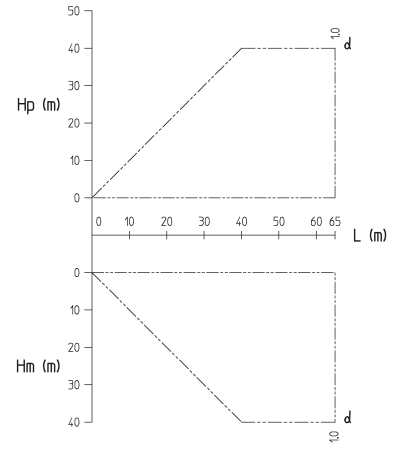
Rate of change in cooling capacity of ERQ100, ERQ125



Rate of change in cooling capacity of ERQ140



Rate of change in heating capacity



Notes:

- 1 These figures illustrate the rate of change in capacity of the system at maximum load under standard conditions. Under partial load conditions there is only a minor deviation from the rate of change in capacity shown in the figures above.
- 2 Method of calculating cooling capacity (max. capacity)
Cooling capacity = Cooling capacity obtained from the cooling capacity characteristics table X Capacity correction factor
- 3 Method of calculating heating capacity (max. capacity)
Heating capacity = Heating capacity obtained from the heating capacity characteristics table X Capacity correction factor

Explanation of symbols:

- Hp: Level difference (m) between indoor and outdoor unit when indoor unit is installed below the outdoor unit.
- Hm: Level difference (m) between indoor and outdoor unit when indoor unit is installed above the outdoor unit.
- L: Equivalent piping length (m)
- d: Capacity correction factor

Diameter of pipes:

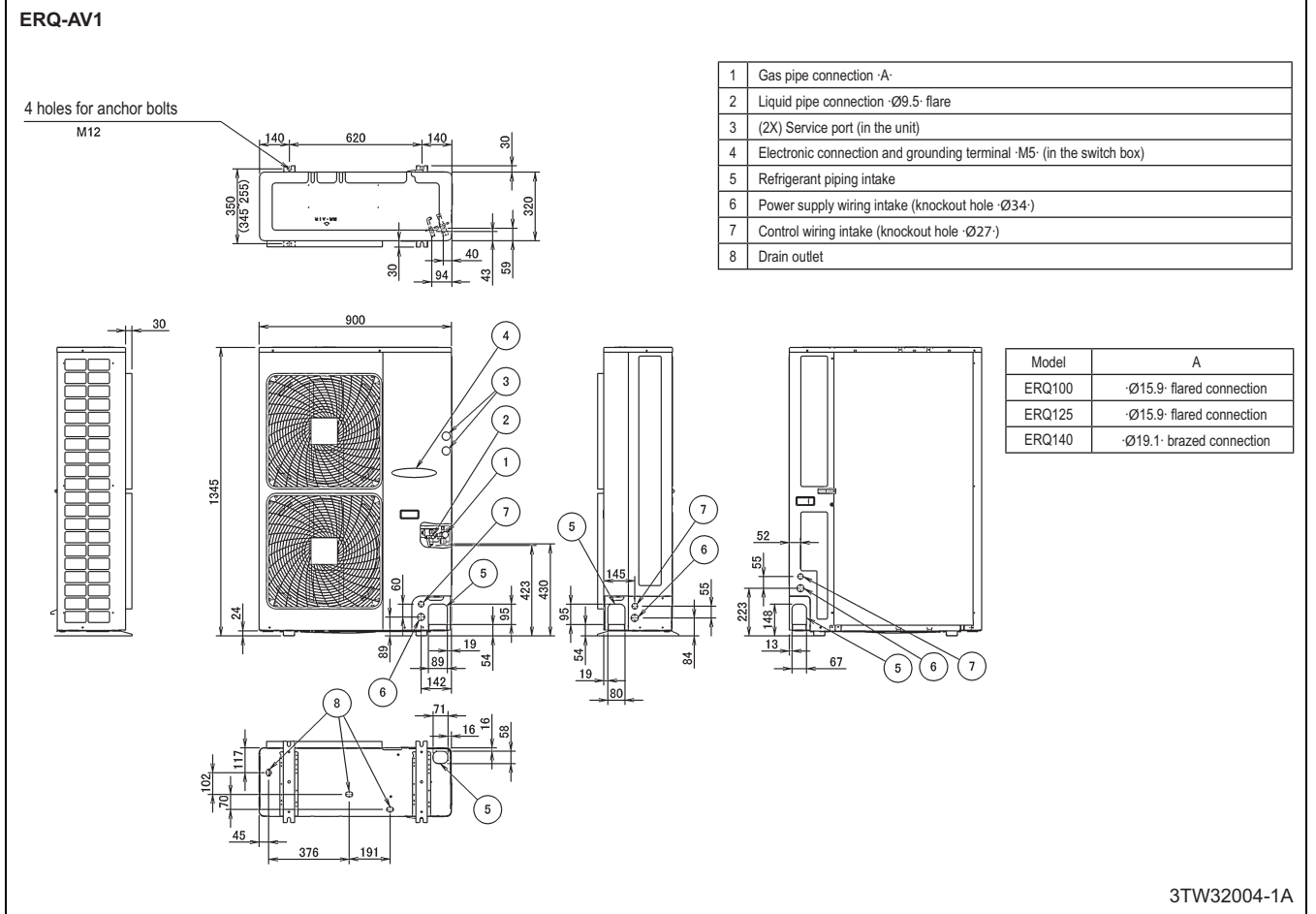
Model	Gas	Liquid
ERQ100	φ 15.9	φ 9.5
ERQ125	φ 15.9	φ 9.5
ERQ140	φ 19.1	φ 9.5

3TW32002-1

7 Dimensional drawings

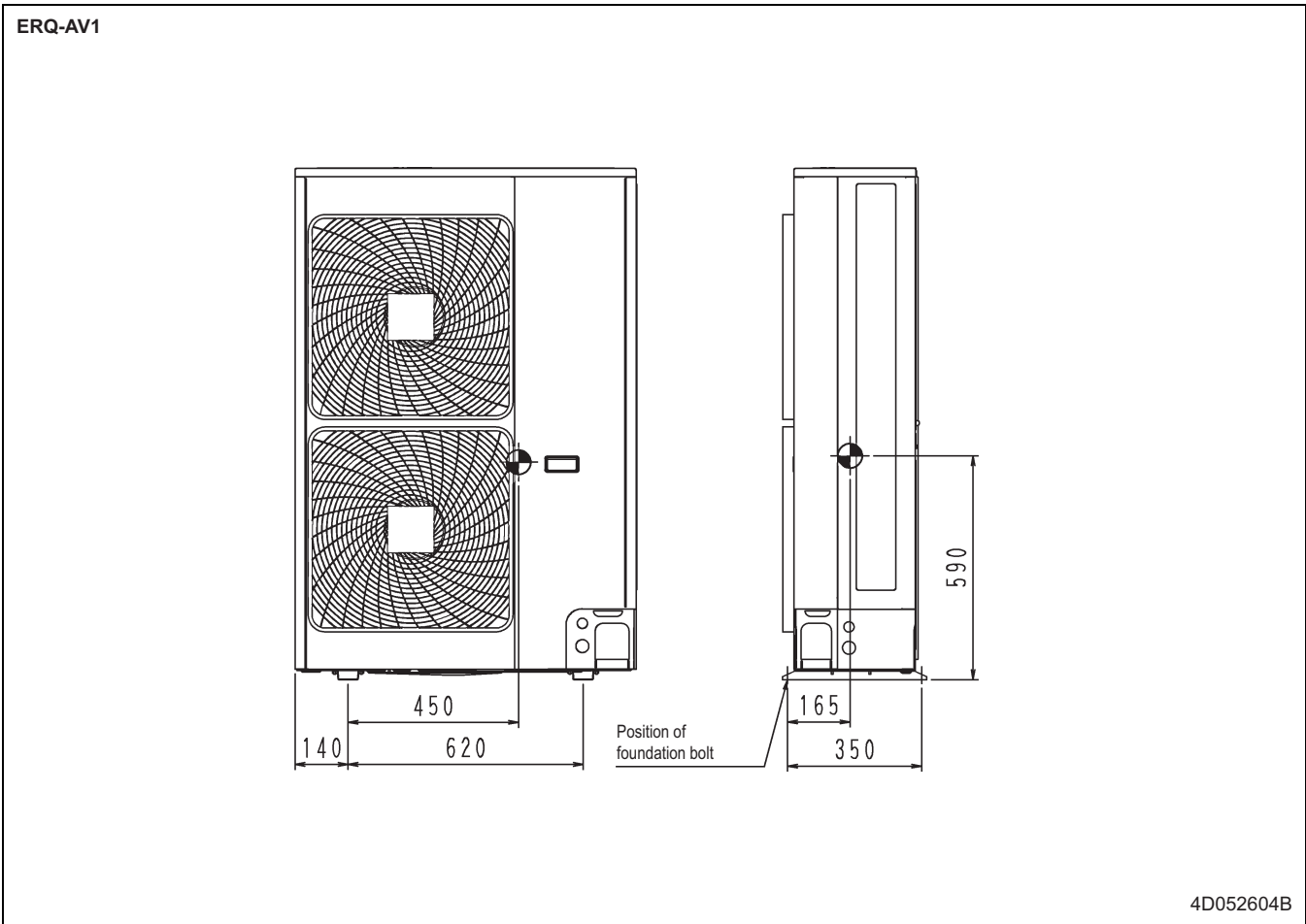
7 - 1 Dimensional Drawings

7



8 Centre of gravity

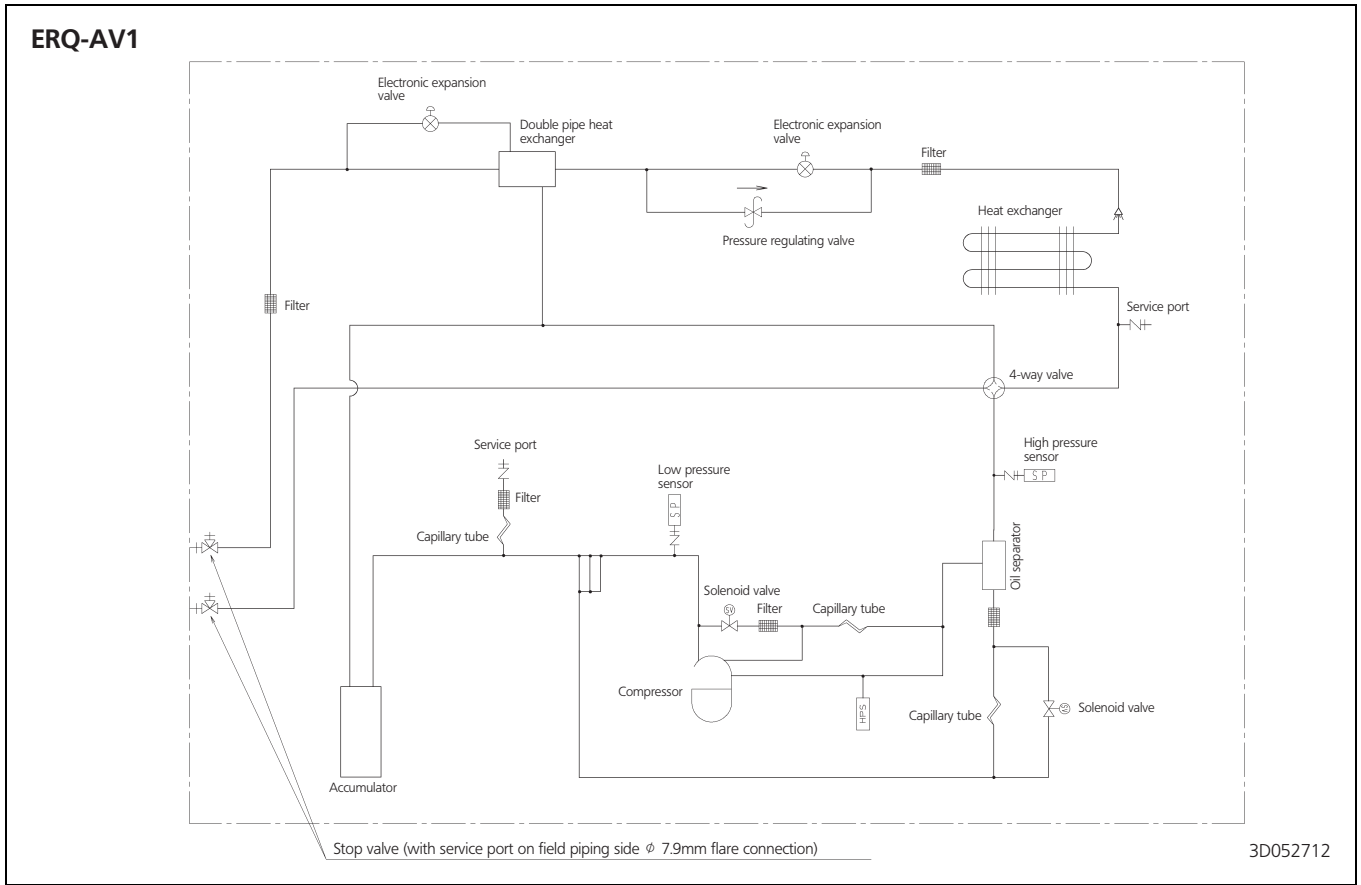
8 - 1 Centre of Gravity



9 Piping diagrams

9 - 1 Piping Diagrams

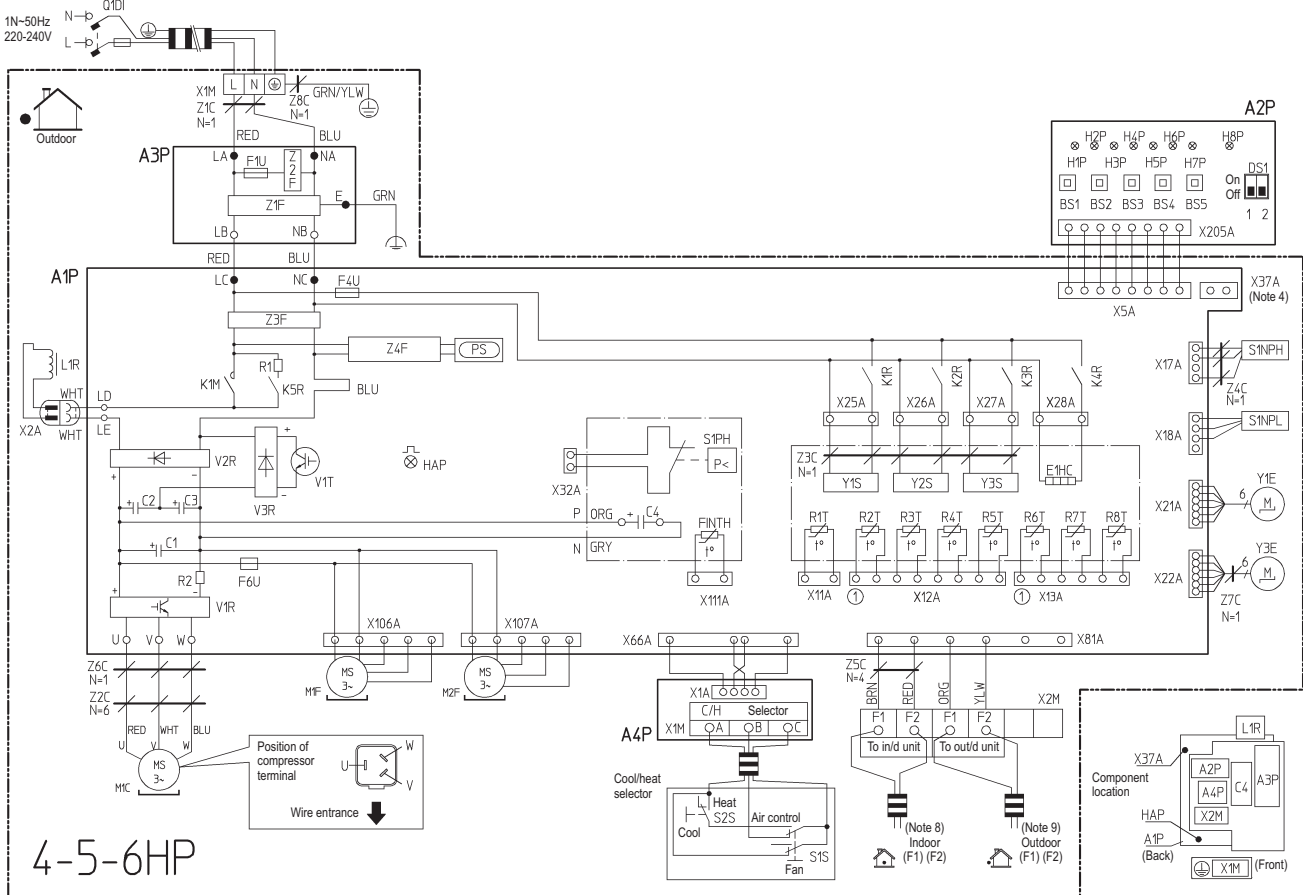
9



10 Wiring diagrams

10 - 1 Wiring Diagrams - Single Phase

ERQ-AV1



A1P	Printed circuit board (main)	R1T	Thermistor (air)
A2P	Printed circuit board (inv.)	R2T	Thermistor (discharge)
A3P	Printed circuit board (noise filter)	R3T	Thermistor (suction 1)
A4P	Printed circuit board (C/H selector)	R4T	Thermistor (heat exchanger)
BS1-BS5	Push button switch (mode, set, return, test, reset)	R5T	Thermistor (suction 2)
C1-C4	Capacitor	R6T	Thermistor (subcooling h.ex)
DS1	Dip switch	R7T	Thermistor (liquid pipe 1)
E1HC	Crankcase heater	R8T	Thermistor (liquid pipe 2)
F1U, F4U	Fuse (T 6.3A / 250V)	S1NPH	Pressure sensor (high)
F6U	Fuse (T 5.0A / 250V)	S1NPL	Pressure sensor (low)
FINTH	Thermistor (FIN)	S1PH	Pressure switch (high)
H1P-H8P	Light emit. diode (serv. monitor-orange) prepare, test ---- flickering [H2P] malfunction detection ---- light up	V1R	Power module
HAP (A1P)	Light emitting diode (service monitor green)	V2R, V3R	Diode module
K1M	Magnetic contactor (M1C)	V1T	IGBT
K1R	Magnetic relay (Y1S)	X1M	Terminal strip (power supply)
K2R	Magnetic relay (Y2S)	X2M	Terminal strip (control)
K3R	Magnetic relay (Y3S)	X1M	Terminal strip (C/H selector) (A4P)
K4R	Magnetic relay (E1HC)	X3E	Electronic expansion valve (subcool)
K5R	Magnetic relay	Y1S	Solenoid valve (4 way valve)
L1R	Reactor	Y2S	Solenoid valve (hot gas)
M1C	Motor (compressor)	Y3S	Solenoid valve (U/L circuit)
M1F	Motor (fan) (upper)	Z1C-Z8C	Noise filter (ferrity core)
M2F	Motor (fan) (lower)	Z1F-Z4F	Noise filter
PS	Switching power supply		Cool/heat selector
Q1DI	Field earth leakage breaker (300mA)	S1S	Selector switch (fan/cool-heat)
R1	Resistor	S2S	Selector switch (cool-heat)
R2	Resistor		Connector of option adaptor
		X37A (note 4)	Connector (option adaptor power supply)

NOTES

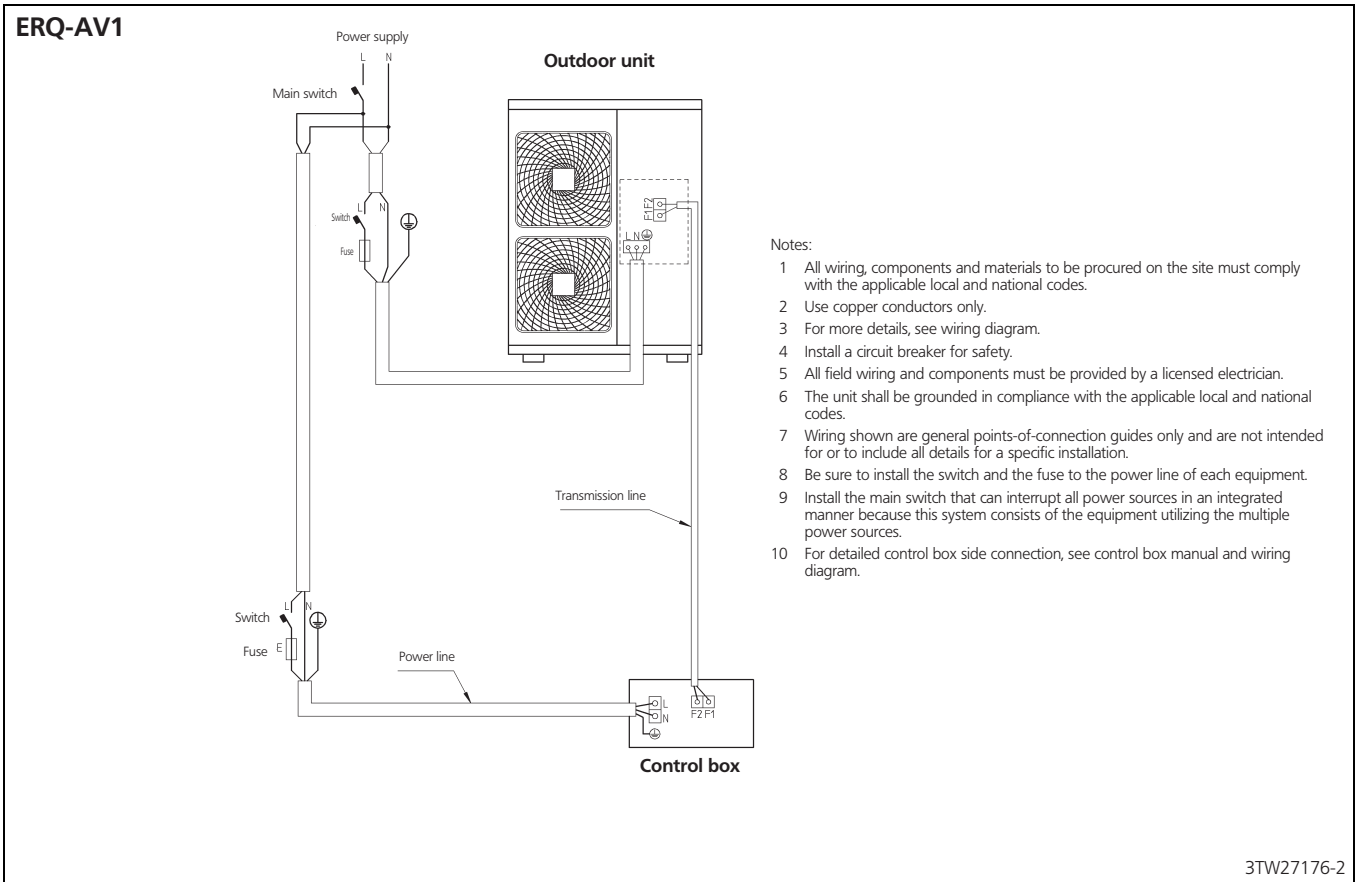
- This wiring diagram only applies to the outdoor unit.
- L: live, N: neutral, \ominus : field wiring
- \square : terminal strip, \square : connector, \bullet : connection, \oplus : protective earth (screw), --- : relay connector, \oplus : noiseless earth, \circ : terminal
- When using the option adaptor, refer to the installation manual.
- Refer to the 'wiring diagram sticker' (on back of front plate) on how to use BS1-BS5 and DS1, DS2 switch.
- Do not operate the unit by short-circuiting protection device S1PH.
- Colors: BLU=BLUE, BRN=BROWN, GRN=GREEN, RED=RED, WHT=WHITE, YLW=YELLOW, ORG=ORANGE
- Refer to the installation manual, for connection wiring to indoor-outdoor transmission F1-F2.
- When using the central control system, connect outdoor-outdoor transmission F1-F2.

2TW303761

11 External connection diagrams

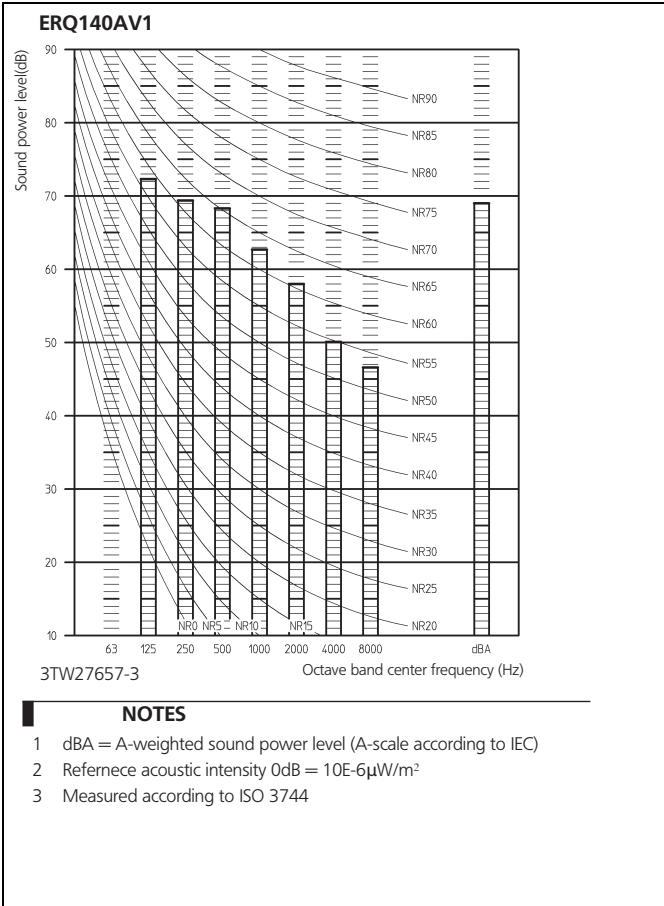
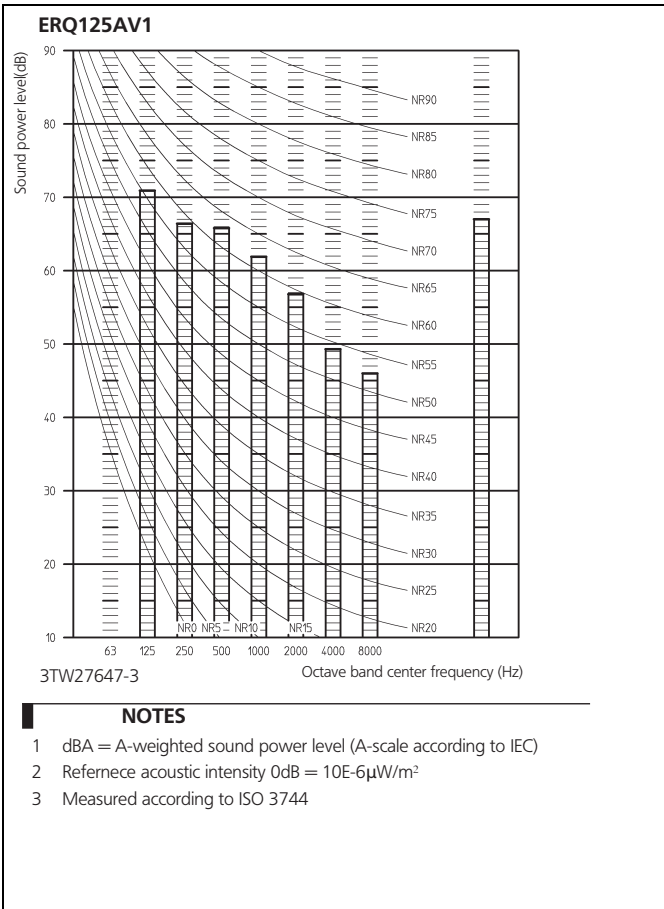
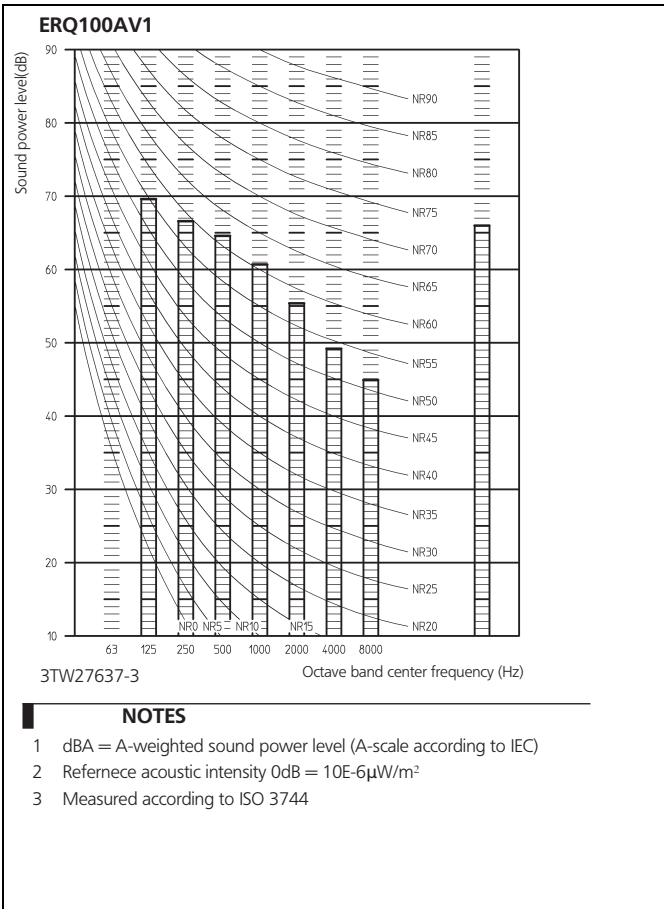
11 - 1 External Connection Diagrams

11



12 Sound data

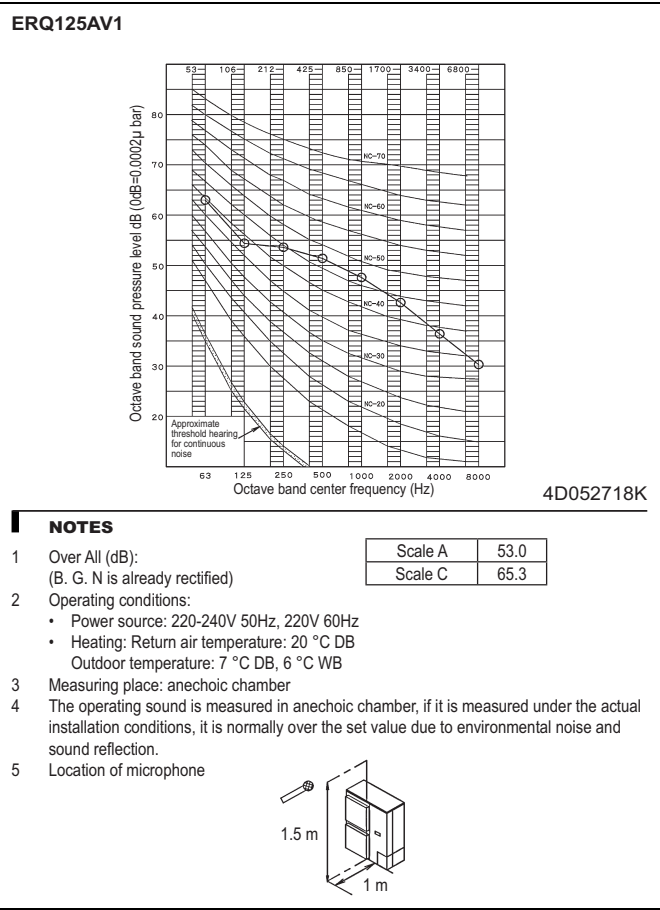
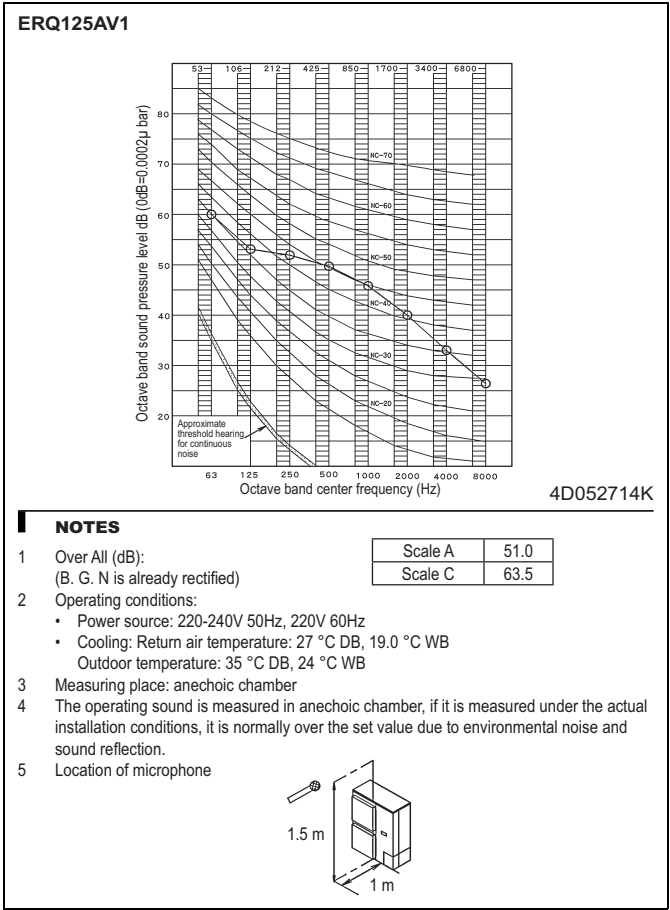
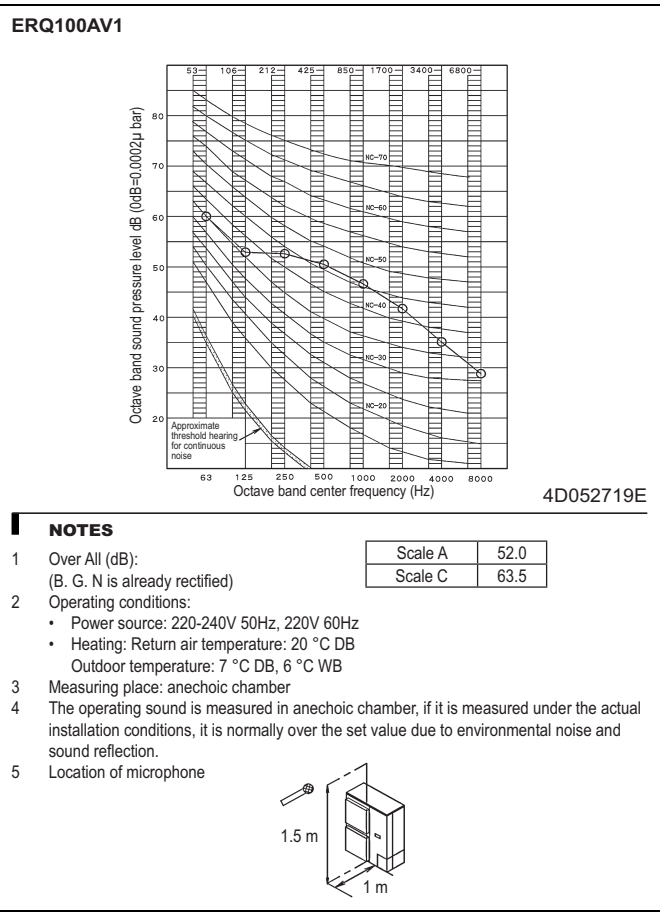
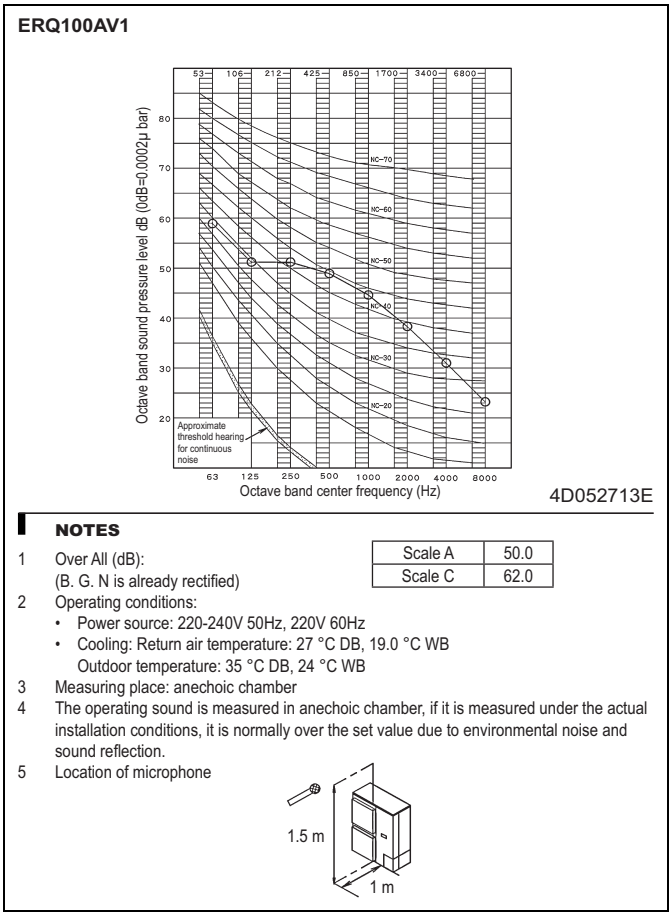
12 - 1 Sound Power Spectrum



12 Sound data

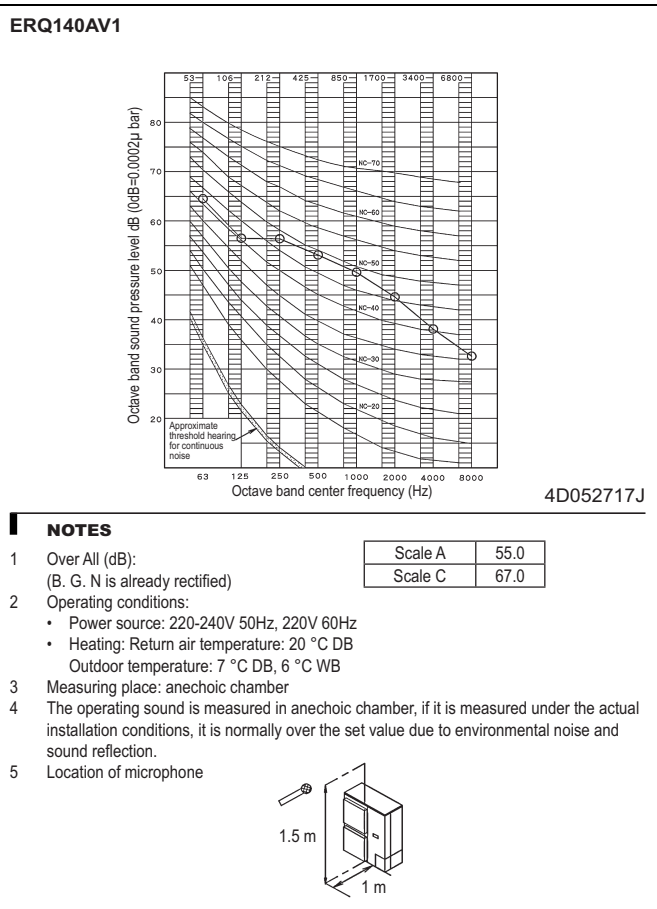
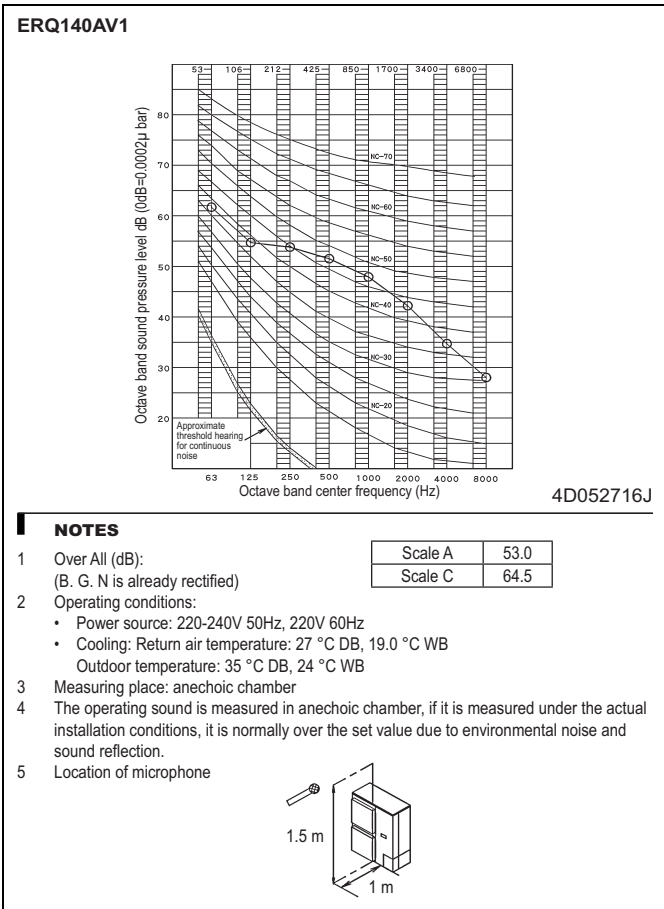
12 - 2 Sound Pressure Spectrum

12



12 Sound data

12 - 2 Sound Pressure Spectrum



13 Installation

13 - 1 Installation Method

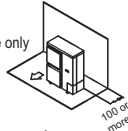
ERQ-AV1

Required installation space
The unit of the values is mm.

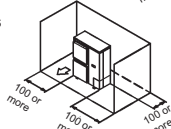
1. Where there is an obstacle on the suction side:

(a) No obstacle above

- (1) Stand-alone installation
• Obstacle on the suction side only



- Obstacle on both sides



- (2) Series installation
(2 or more)

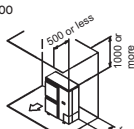
- Obstacle on both sides



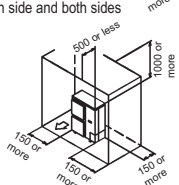
(b) Obstacle above, too

- (1) Stand-alone installation

- Obstacle on the suction side, too

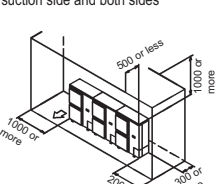


- Obstacle on the suction side and both sides



- (2) Series installation
(2 or more)

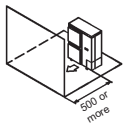
- Obstacle on the suction side and both sides



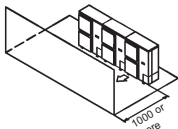
2. Where there is an obstacle on the discharge side:

(a) No obstacle above

- (1) Stand-alone installation

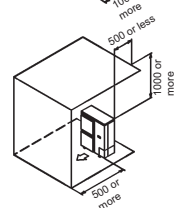


- (2) Series installation
(2 or more)

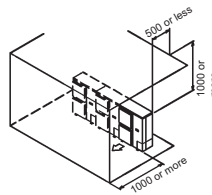


(b) Obstacle above, too

- (1) Stand-alone installation



- (2) Series installation
(2 or more)



3. Where there are obstacles on both suction and discharge sides:

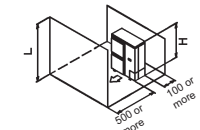
Pattern 1

Where the obstacles on the discharge side is higher than the unit:
(There is no height limit for obstructions on the intake side.)

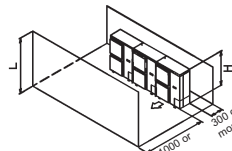
(a) No obstacle above

- (1) Stand-alone installation

$$L > H$$



- (2) Series installation
(2 or more)



$$L > H$$

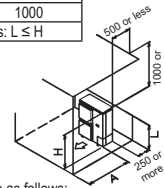
(b) Obstacle above, too

- (1) Stand-alone installation

The relation between H, A and L are as follows:

	L	A
$L \leq H$	$0 < L \leq 1/2H$	750
	$1/2H < L \leq H$	1000
$H < L$	Set the stand as: $L \leq H$	

Close the bottom of the installation frame to prevent the discharged air from being bypassed.

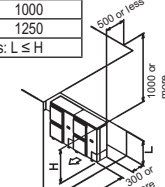


- (2) Series installation
(2 or more)

The relation between H, A and L are as follows:

	L	A
$L \leq H$	$0 < L \leq 1/2H$	1000
	$1/2H < L \leq H$	1250
$H < L$	Set the stand as: $L \leq H$	

Close the bottom of the installation frame to prevent the discharged air from being bypassed.



Only two units can be installed for this series.

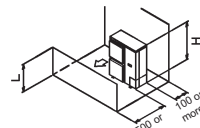
Pattern 2

Where the obstacles on the discharge side is lower than the unit:
(There is no height limit for obstructions on the intake side.)


(a) No obstacle above

- (1) Stand-alone installation

$$L \leq H$$

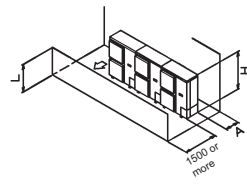


- (2) Series installation
(2 or more)



The relation between H, A and L are as follows:

	L	A
$0 < L \leq 1/2H$		250
$1/2H < L \leq H$		300



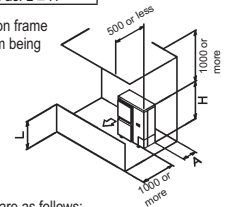
(b) Obstacle above, too

- (1) Stand-alone installation

The relation between H, A and L are as follows:

	L	A
$L \leq H$	$0 < L \leq 1/2H$	100
	$1/2H < L \leq H$	200
$H < L$	Set the stand as: $L \leq H$	

Close the bottom of the installation frame to prevent the discharged air from being bypassed.

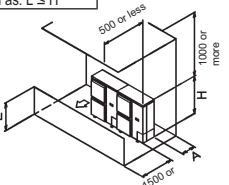


- (2) Series installation

The relation between H, A and L are as follows:

	L	A
$L \leq H$	$0 < L \leq 1/2H$	250
	$1/2H < L \leq H$	300
$H < L$	Set the stand as: $L \leq H$	

Close the bottom of the installation frame to prevent the discharged air from being bypassed.



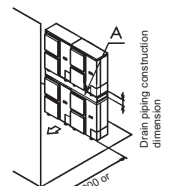
Only two units can be installed for this series.

4. Double-decker installation

- (a) Obstacle on the discharge side

Close the gap A (the gap between the upper and lower outdoor units) to prevent the discharged air from being bypassed.

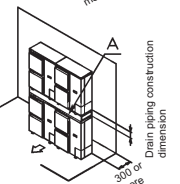
Do not stack more than two unit.



- (b) Obstacle on the suction side

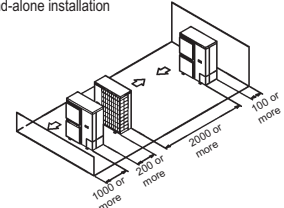
Close the gap A (the gap between the upper and lower outdoor units) to prevent the discharged air from being bypassed.

Do not stack more than two unit.



5. Multiple rows of series installation (on the rooftop, etc.)

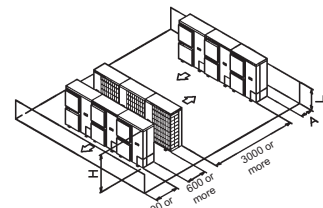
- (a) One row of stand-alone installation



- (b) Rows of series installation
(2 or more)

The relation between H, A and L are as follows:

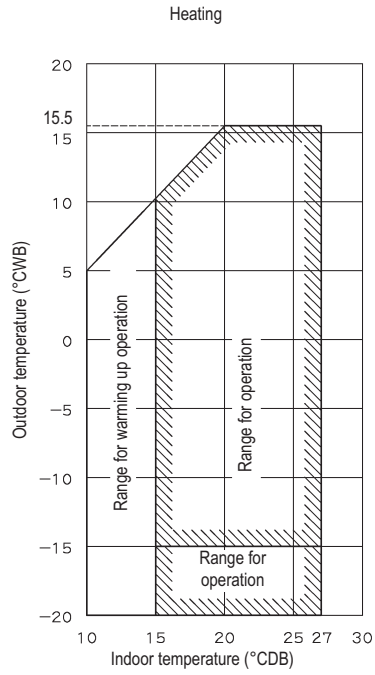
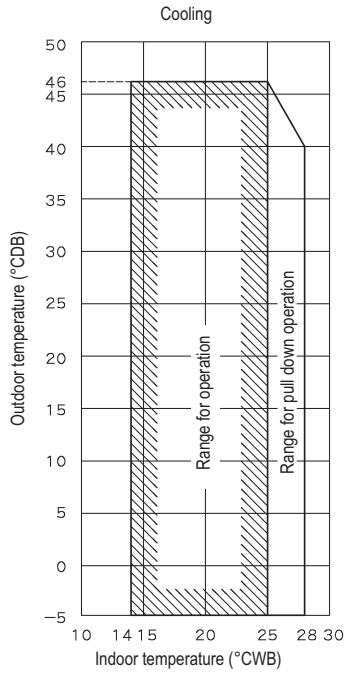
	L	A
$L \leq H$	$0 < L \leq 1/2H$	250
	$1/2H < L \leq H$	300
$H < L$	Cannot be installed	



14 Operation range

14 - 1 Operation Range

ERQ-AV1




NOTES

- These figures assume the following operating conditions:
 Indoor and outdoor units:
 - Equivalent pipe length: 7.5m
 - Level difference: 0m

3D045713F



Daikin Europe N.V. Naamloze Vennootschap - Zandvoordestraat 300, B-8400 Oostende - Belgium - www.daikin.eu - BE 0412 120 336 - RPR Oostende



EEDEN 08/16



Daikin Europe N.V. participates in the Eurovent Certification programme for Liquid Chilling Packages (LCP), Air handling units (AHU), Fan coil units (FCU) and variable refrigerant flow systems (VRF) Check ongoing validity of certificate online: www.eurovent-certification.com or using: www.certiflash.com



The present leaflet is drawn up by way of information only and does not constitute an offer binding upon Daikin Europe N.V.. Daikin Europe N.V. has compiled the content of this leaflet to the best of its knowledge. No express or implied warranty is given for the completeness, accuracy, reliability or fitness for particular purpose of its content and the products and services presented therein. Specifications are subject to change without prior notice. Daikin Europe N.V. explicitly rejects any liability for any direct or indirect damage, in the broadest sense, arising from or related to the use and/or interpretation of this leaflet. All content is copyrighted by Daikin Europe N.V.