


2 Rooms: AOYG14LAC2 / AOYG18LAC2
 3 Rooms: AOYG18LAT3 / AOYG24LAT3
 4 Rooms: AOYG30LAT4



2 Rooms



3 Rooms



4 Rooms

2 & 3-4 Rooms Multi Range

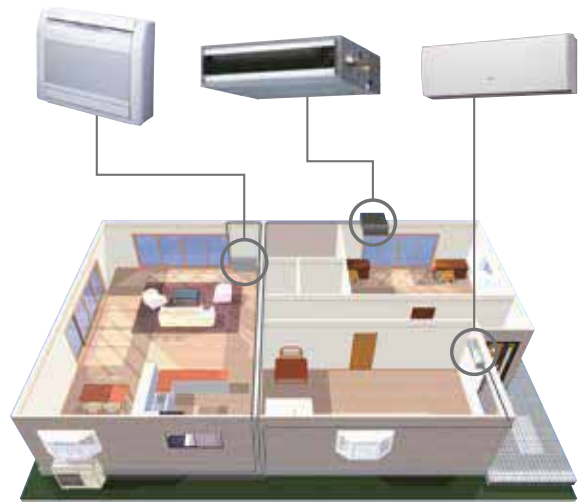
Feature

Wide range of indoor units with various models

Feature

Space-saving installation

Multiple indoor units can be connected to 1 outdoor unit, and long piping connection is also possible. Compared with single type, the outdoor unit can be installed in various places to realize the space-saving installation.

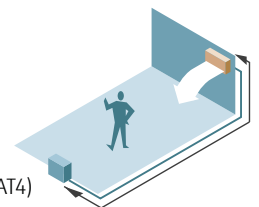


Feature

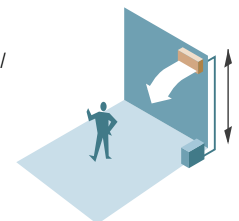
Flexible installation

Up to max. piping length of 70 m (AOYG30LAT4), max. height difference of 15 m can be supported. Multi type can be installed at large-size residence or buildings with multiple floors.

Max. Piping Length (Each Unit):
 20 m (AOYG14LAC2 / 18LAC2),
 25 m (AOYG18LAT3 / 24LAT3 / 30LAT4)



Max. Height:
 15 m (AOYG14LAC2/18LAC2/18LAT3/
 24LAT3/30LAT4)

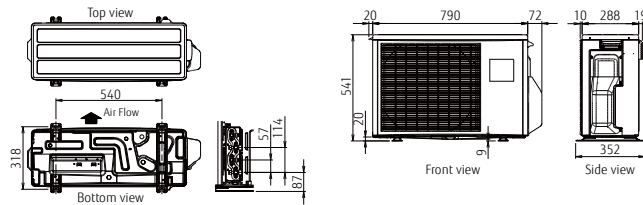


Total Piping Length:
 30 m (AOYG14LAC2 / 18LAC2),
 50 m (AOYG18LAT3 / 24LAT3),
 70 m (AOYG30LAT4)

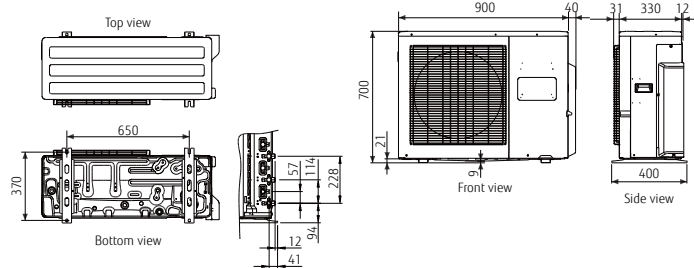
Dimensions

(Unit : mm)

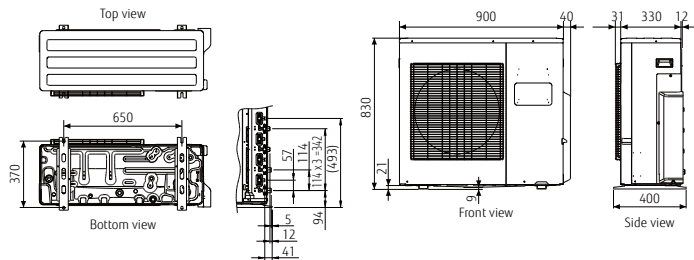
2 Rooms: AOYG14LAC2/AOYG18LAC2



3 Rooms: AOYG18LAT3/AOYG24LAT3



4 Rooms: AOYG30LAT4




Specifications

(TENTATIVE)

		Multi Outdoors (2, 3 and 4-Way)				
		AOYG14LAC2	AOYG18LAC2	AOYG18LAT3	AOYG24LAT3	AOYG30LAT4
Nominal Capacity (kW)	Cooling	4.00 (1.40-4.40)	5.00 (1.70-5.60)	5.40 (1.80-6.80)	6.80 (1.80-8.50)	8.00 (3.50-10.10)
	Heating	4.40 (1.10-5.40)	5.60 (1.80-6.10)	6.80 (2.00-8.00)	8.00 (2.00-8.80)	9.60 (3.70-12.00)
Power Consumption (kW)	Cooling	1.09	1.56	1.35	1.94	2.22
	Heating	1.03	1.41	1.62	2.00	2.40
EER / COP (Nominal Conditions)		3.67 / 4.27	3.21 / 3.97	4.00 / 4.20	3.51 / 4.00	3.60 / 4.00
Pdesign (kW) @ -10°C	Cooling	4.00	5.00	5.40	6.80	8.00
	Heating	3.80	4.20	5.00	5.20	6.20
SEER	Cooling	6.70	6.60	6.90	6.40	6.20
SCOP	Heating (Average)	4.10	4.10	4.30	4.20	4.00
Energy Efficiency Class	Cooling	A++	A++	A++	A++	A++
	Heating (Average)	A+	A+	A+	A+	A+
Annual Energy Consumption (kWh/a)	Cooling	209	265	274	372	451
	Heating	1296	1434	1627	1730	2169
Dimensions (HxWxD) mm	Outer	540x790x290	540x790x290	700x900x330	700x900x330	830x900x330
Net Weight (kg)	Outer	37	38	55	55	68
	Inner	1850	2050	3050	3300	3500
Room Air Circulation (high) m3/h	Outer	1850	2050	2750	3300	3300
	Inner	1850	2050	2750	3300	3300
Power Supply	V-PH-Hz	230 / 1 / 50	230 / 1 / 50	230 / 1 / 50	230 / 1 / 50	230 / 1 / 50
Power Supply To	Outdoor	Outdoor	Outdoor	Outdoor	Outdoor	Outdoor
	Running Current (A)	Cooling	5.12	6.90	5.90	8.50
Starting Current	Heating	4.91	6.30	7.10	8.80	10.50
	A	4.90	6.30	7.10	8.80	10.50
Suggested MCB/Fuse	A	16	16	16	16	20
Interconnecting Cable		3 + E	3 + E	3 + E	3 + E	3 + E
Sound Pressure (dB(A) Cooling)	Cooling	47	50	46	48	50
	Heating	49	51	47	49	51
Sound Power (dB(A) Cooling)	Cooling	61	63	65	68	68
	Heating	63	64	67	70	70
Max Pipe Length	m	30	30	50	50	70
Max Height Difference	m	15	15	15	15	15
Refrigerant Charge	m	20	20	30	30	50
Additional Refrigerant Charge	g/m	10	20	20	20	25
Pipe Size (inches)	Gas	3/8 x2	3/8 x2	3/8 x2 / 1/2 x1	3/8 x2 / 1/2 x1	3/8 x2 / 1/2 x2
	Liquid	1/4 x2	1/4 x2	1/4 x3	1/4 x3	1/4 (6.35mm) x4
Operating Range (OC)	Cooling	10 ~ 46	10 ~ 46	-10 ~ 46	-10 ~ 46	0 ~ 46
	Heating	-15 ~ 24	-15 ~ 24	-15 ~ 24	-15 ~ 24	-10 ~ 24
Refrigerant		R410A	R410A	R410A	R410A	R410A

* Connect to connection valve by the adapter.



•Specifications and design are subject to change without notice for further improvement.
•Actual products' colours may be different from the colours shown in this printed material.

Distributed by :

FUJITSU GENERAL AIR CONDITIONING (UK) LTD
Unit 150 Centennial Park, Centennial Avenue, Elstree, Herts. WD6 3SG
www.fujitsu-general.com/uk

Tel: +44 (0)208 731 3450 Fax: +44 (0)208 731 3451

Copyright© 2016 Fujitsu General Limited. All rights reserved. 3EFNP10-1510E