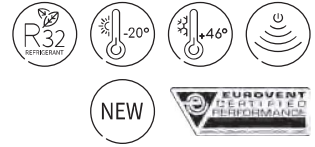


Utopia Prime cassette unit

A solution with R410A or R32 for projects of any technical specification



NEW

Unrivalled comfort

Separately control each louvre and enjoy air distributed under the COANDA effect to help eliminate any discomfort.

Energy-saving

The motion sensor (optional) automatically optimizes the level of comfort while limiting the energy consumption in rooms only occupied occasionally. It continuously analyzes thermal disparities as well as the presence of people in the room, adjusting its setting temperature (down to 2°C), fan speed, and airflow direction to suit. (Fig. 1)

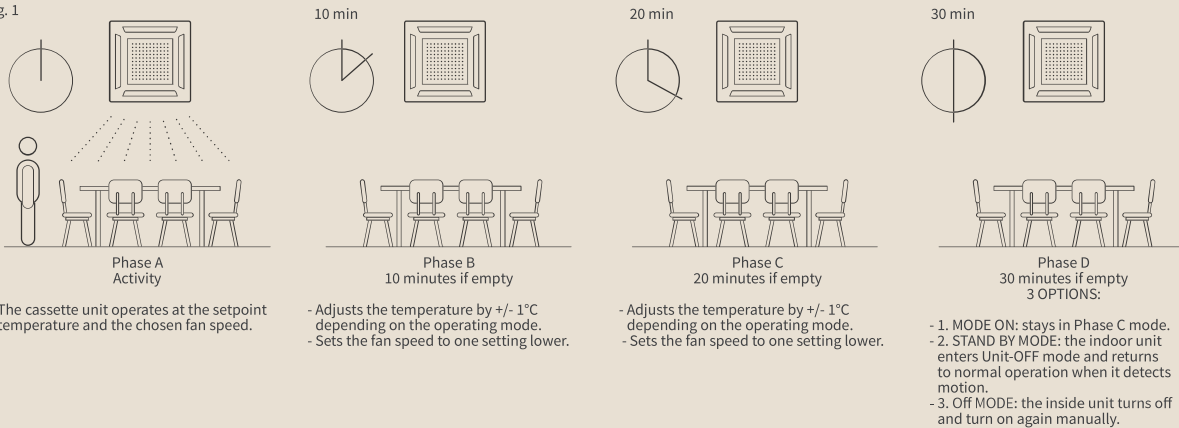
Compactness

Outdoor units are exceptionally compact, with a footprint of 0.23m².

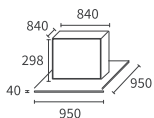
Installation time

The 800 x 800 cassette unit fits perfectly into suspended ceilings thanks to its low recess height (298 mm) as well as in high ceilings with a possible installation of up to 4.20 m, depending on the model. In addition, it is equipped as standard with a pump to remove condensation up to 850 mm.

Fig. 1

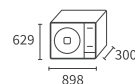


Indoor units

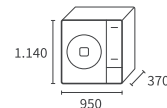


RCI-3.0FSR
RCI-4.0FSR
RCI-5.0FSR
RCI-6.0FSR

Outdoor units



RAS-3HVRC2



RAS-4H(V)RC2E
RAS-5H(V)RC2E
RAS-6H(V)RC2E
RAS-4H(V)NC2E
RAS-5H(V)NC2E
RAS-6H(V)NC2E

Refrigerant R32						Refrigerant R410A		
		7.1kW	10KW	11.9KW	14KW	10KW	11.9KW	14KW
Performance, cooling	Unit	3 Hp	4 Hp	5 Hp	6 Hp	4 Hp	5 Hp	6 Hp
Nominal cooling capacity (min-max)	kW	7.10	10.00	12.50	14.00	10.00	12.50	14.00
UK total cooling capacity (UK sensible)	kW	7.41 (6.00)	10.30 (7.93)	12.70 (9.14)	13.60 (9.38)	10.30 (7.93)	12.70 (9.14)	13.60 (9.38)
Rated power input cooling	kW	1.80	2.56	3.38	4.32	2.86	3.78	4.91
EER	-	3.93	3.90	3.52	3.24	3.50	3.15	2.85
Seasonal energy class Cooling	-	A++	A++	A++	-	A++	A++	-
SEER (average climate)	-	7.33	6.93(V) - 6.62	6.60 (V) - 6.37	5.88(V) - 5.85	6.69(V) - 6.42	6.35 (V) - 6.13	5.88(V) - 5.85
Working range in Cooling ⁽¹⁾	°C	-15°C / +46°C (DB)				-15°C / +46°C (DB)		
Performance, heating								
Nominal heating capacity (min-max)	kW	8.00	11.20	14.00	16.00	11.20	14.00	16.00
Heating capacity at -7°C*	kW	6.07	10.34	12.13	13.15	10.34	12.13	13.15
Rated power input heating	kW	1.95	2.65	3.52	3.64	2.60	3.52	3.64
COP	-	4.11	4.23	3.98	4.40	4.30	3.98	4.40
Seasonal energy class Heating	-		A+	A+	-	A+	A+	-
SCOP (average climate)	-	4.20	4.36	4.26	4.05	4.40	4.24	4.05
Working range in Heating	°C	-20°C / +18°C (WB)				-20°C / +18°C (WB)		
Indoor units								
		RCI-3.0FSR	RCI-4.0FSR	RCI-5.0FSR	RCI-6.0FSR	RCI-4.0FSR	RCI-5.0FSR	RCI-6.0FSR
Sound pressure in Cooling mode (EL / L / M / H) ⁽²⁾	dB(A)	27 / 30 / 32 / 37	33 / 39 / 43 / 48	35 / 40 / 45 / 48	37 / 41 / 46 / 48	33 / 39 / 43 / 48	35 / 40 / 45 / 48	37 / 41 / 46 / 48
Sound power	dB(A)	57	64	64	65	64	64	65
Airflow in Cooling mode (EL / L / M / H)	m ³ /h	840 / 1080 / 1380 / 1620	1200 / 1440 / 1860 / 2220	1260 / 1560 / 1980 / 2220	1320 / 1680 / 2100 / 2220	1200 / 1440 / 1860 / 2220	1260 / 1560 / 1980 / 2220	1320 / 1680 / 2100 / 2220
Condensate pump included	-	yes				yes		
Max. elevation	mm	850				850		
Dimensions (H x L x D)	mm	298 x 840 x 840				298 x 840 x 840		
Fascia panel dimensions (H x L x D)	mm	40 x 950 x 950				40 x 950 x 950		
Net weight of the unit + fascia panel	kg	26 + 6.50				26 + 6.50		
Condensate outlet diameter (ext)	mm	32				32		
Power supply	-	1~ 230V 50Hz				1~ 230V 50Hz		
Recommended fuse size	A	5				5		
Cable width (EN 60 335-1) ⁽³⁾	mm ²	3 x 0.75				3 x 0.75		
Fascia panel part no.	-	P-N23NA2				P-N23NA2		
Remote control	-	PC-ARFP1E				PC-ARFP1E		
Outdoor units								
		RAS-3HVR2	RAS-4H(V)RC2E	RAS-5H(V)RC2E	RAS-6H(V)RC2E	RAS-4H(V)NC2E	RAS-5H(V)NC2E	RAS-6H(V)NC2E
Sound pressure in Cooling mode (Night mode) ⁽²⁾	dB(A)	54 (48)	54 (51)	54 (51)	56 (51)	54 (51)	54 (51)	56 (51)
Sound power	dB(A)	69	70	70	72	70	70	72
Airflow (Cooling / Heating)	m ³ /h	2700	4800		4800	4800		
Dimensions (H x L x D)	mm	629 x 799 x 300	1140 x 950 x 370		1140 x 950 x 370	1140 x 950 x 370		
Net weight	kg	48	86 (84)		86 (84)	86 (84)		
Compressor	-	Inverter DC rotary unit				Inverter DC rotary unit		
Refrigeration characteristics								
Diameter of pipes (Liq / Gas)	mm (inches)	9.52 (3/8) - 15.88 (5/8)				9.52 (3/8) - 15.88 (5/8)		
Initial refrigerant charge	kg	1.7	3.0		3.2	3.2		
Pre-charged for	m	20				20		
Min. length	m	5				5		
Max. length / Additional charge	m/g/m	50 / 45	75 / 45		75 / 60	75 / 60		
Max. level difference (outdoor unit above / outdoor unit below)	m	30 / 20				30 / 20		
Refrigerant	-	R32				R410A		
Electrical features, outdoor unit								
Power supply	-	1~ 230V 50Hz	1~ 230V 50Hz or 3N~ 400V 50Hz	2~ 230V 50Hz or 3N~ 400V 50Hz	3~ 230V 50Hz or 3N~ 400V 50Hz	1~ 230V 50Hz or 3N~ 400V 50Hz		
Max. current	A	15.8	22.5 or 15		22.5 or 15	22.5 or 15		
Recommended fuse size	A	20	25 or 20		25 or 20	25 or 20		
Cable width (EN 60 335-1) ⁽³⁾	mm ²	3 x 4.00	3 x 6.00 or 5 x 4.00		3 x 6.00 or 5 x 4.00	3 x 6.00 or 5 x 4.00		
Indoor/outdoor connection (shielded)	mm ²	2 x 0.75				2 x 0.75		

⁽¹⁾ Data is for guidance purposes only. It is the installer's responsibility to ensure that these cable widths meet the needs of the facility and current standards.

⁽²⁾ Sound levels (pressure) are measured in an anechoic chamber at 1.50 m below the unit.

⁽³⁾ To ensure a cooling mode at -15°C, this option must be activated. (V) Single-phase version.

* Data includes defrosting. To find out the data for your project, refer to our technical catalogues. ** Performance values are stated for RCI-FSR cassette units in accordance with Eurovent benchmarks.

Controls and compatible accessories (see the tab VRF TWIN controls)



Simple wired controller
PC-ARH1E - Optional



Infrared controller
PC-AWR - Optional



Hard wired controller
PC-ARFP1E



Remote sensor
THM-R2AE



Infrared receiver
PC-ALH3



Fresh air kit
PD-75C



Motion sensor
PS-MSK2



Adjustable input/output contact connections
PCC-1A



Condensation drainage kit
DDB-26 (4Hp models)
DDB-12L (3Hp models)