FUJITSU

AIR CONDITIONING

Product Catalogue 2024

ultimate air

AIRSTAGE

The FUJITSU GENERAL Way

Our mission

Living together for our future

Through innovation and technology, we deliver a brighter future with peace of mind to our customers and societies around the world.

Our philosophy

Act spontaneously

We embrace new challenges by investing in ourselves for personal growth, and through continuous creativity with a spontaneous attitude.

Develop our team

We respect and value our people, and optimize their abilities through fostering culture and diversity, and utilizing a collaborative effort focused on communication.

Value integrity

To achieve our goals, we always act with integrity and shared ethics.

CONTENTS

OUR MESSAGE

for Sustainable

for Cleanliness

for Future

Innovation
and
Globalization

for Comfort

for Control

for Design

We create comfortable lives for people around the world with "made-in-Japan quality" and innovative manufacturing.

- History
- Worldwide locations
- Global business activities
- Project references
- Global development & Production bases
- High-quality development & Production facilities

Sustainable

Sustainable management

We see the challenge of expanding our business by contributing to the realization of a sustainable society as a core element of our growth strategy, and we are working on "sustainable management, " based on the three pillars of "harmonious coexistence with our planet," "social contribution," and "care for employees."

Basic policy on sustainable management

The sustainable development goals (SDGs) of the UN will drive business creation in the coming years. The key principle of the SDGs, "Leave no one behind," is synonymous with our own corporate philosophy of "Living together for our future." The promotion of sustainable management is carried out from a medium- to long-term perspective, with a promise to shape a sustainable society for the children and society of the future. We will pursue business growth by accelerating this transformation.

Key Initiatives

Planet (Harmonious coexistence with our planet)

- Contributing to global warming mitigation measures
- Contributing to a circulating society

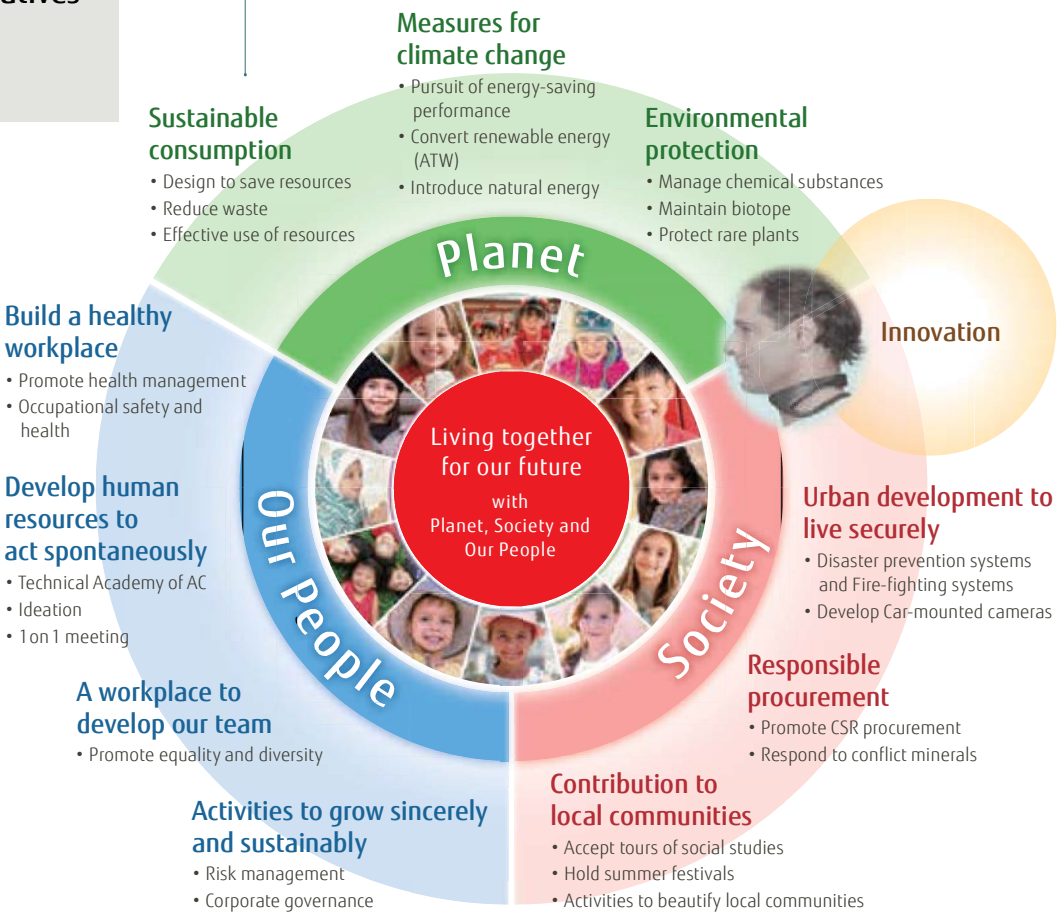

Our People (Care for employees)

- Strategic implementation of health and productivity management
- Creating flexible work styles under COVID-19
- Enhancing human resource development

Society (Social contribution)

Fostering innovation to address social issues (Providing a healthy, clean, and safe society and environment)

Cleanliness

Think about air quality

Fresh air is essential for comfortable air conditioning. Fujitsu General offers a wide range of air conditioning products with air purification functions, such as ventilation systems equipped with high-performance filters and heat exchangers.

Collecting dust particles to clean the air

Silver Ion Filter

The Silver ion filter helps to keep indoor air free from viruses, bacteria and molds.
Notice: Not a result of experiments in an actual use environment. Silver ion filter inhibits activity or growth of microorganism, but do not prevent infection.

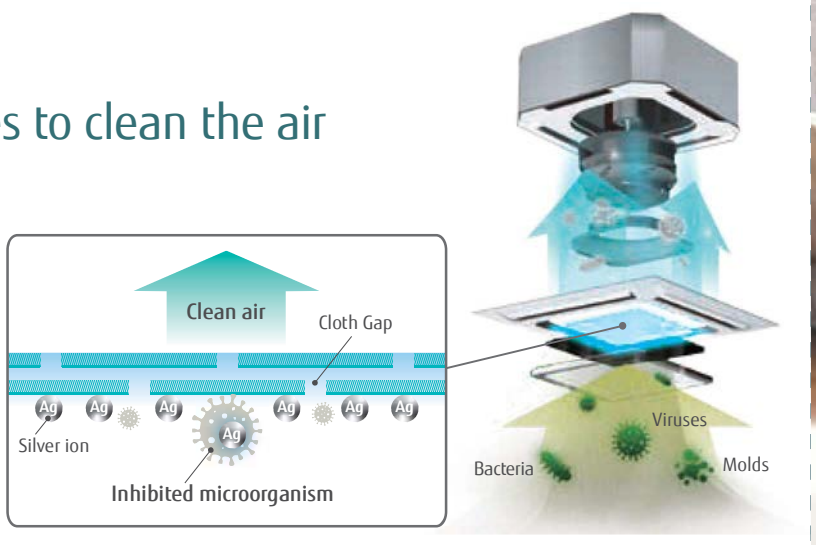

Control

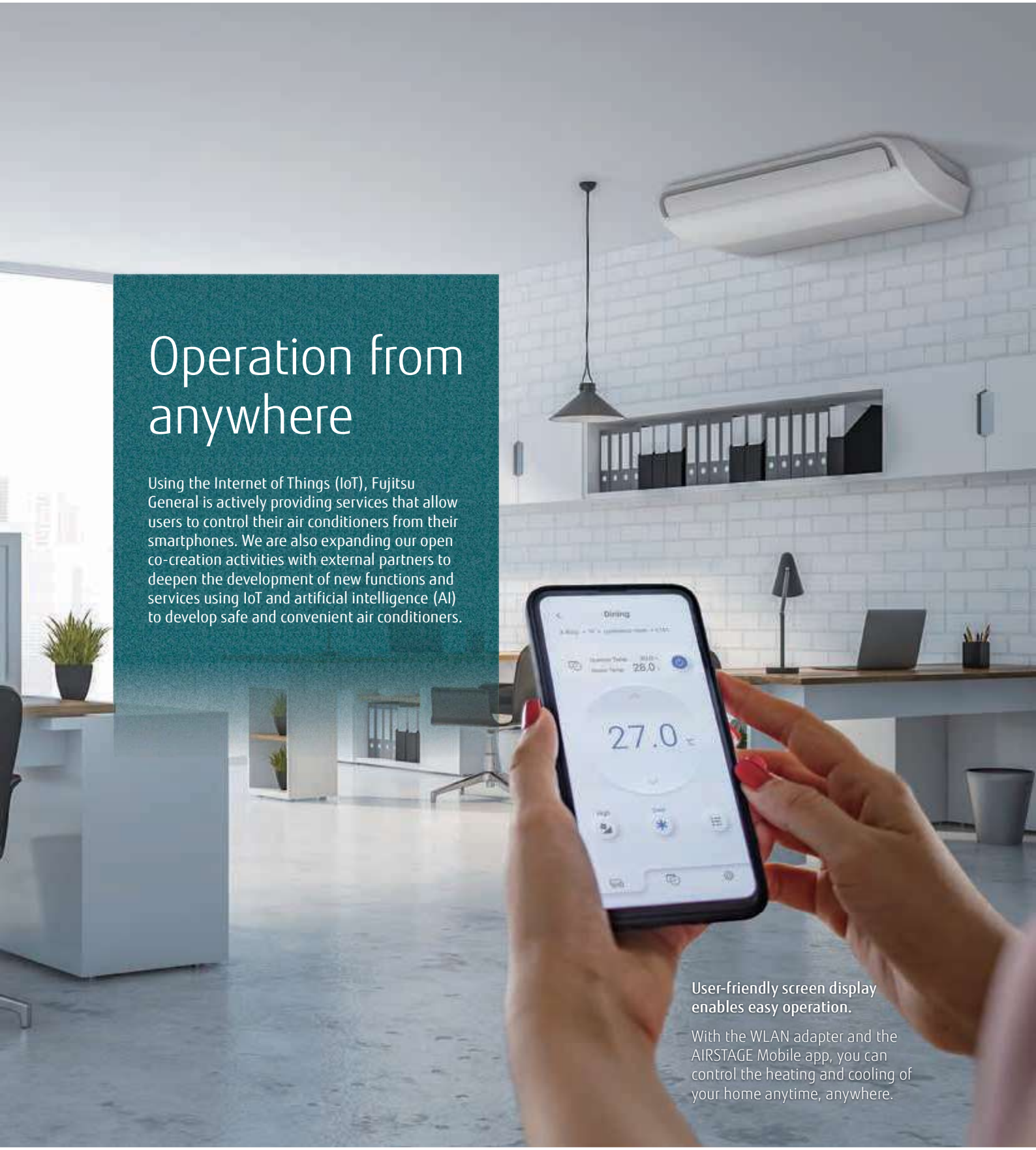

Operation from anywhere

Using the Internet of Things (IoT), Fujitsu General is actively providing services that allow users to control their air conditioners from their smartphones. We are also expanding our open co-creation activities with external partners to deepen the development of new functions and services using IoT and artificial intelligence (AI) to develop safe and convenient air conditioners.

User-friendly screen display enables easy operation.

With the WLAN adapter and the AIRSTAGE Mobile app, you can control the heating and cooling of your home anytime, anywhere.

Future

The green refrigerant

Throughout our research and development process, we are constantly striving to create products that we can be proud of in the future. The technologies we have cultivated through these efforts are incorporated into our environmentally friendly products, and are recognized in the European market, which has extremely strict environmental regulations.

R32 refrigerant with reduced global warming potential

- **Zero** Ozone Depletion Potential (ODP*1)
- High environmental properties
- High performance
- Economically efficient

*1 **ODP (Ozone Depleting Potential):** a relative value that indicates the impact per unit weight of ozone-depleting substances released into the atmosphere when CFC-11 (trichlorofluoromethane, CCl3F) is fixed at 1.0

*2 **GWP (Global Warming Potential):** a measurement that indicates how much other greenhouse gases are capable of warming the Earth based on carbon dioxide This is the integrated value of radiant energy given to the Earth (i.e., the estimated impact on global warming) expressed as a ratio to CO_2.

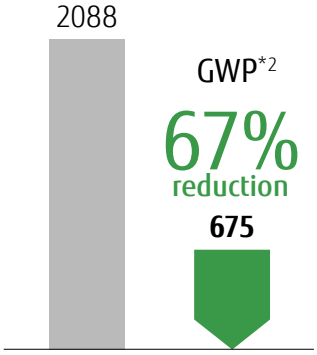

(Reference: IPCC 4th Report)

Low GWP to a wide range of projects

We are continuously working to develop products that use R32 refrigerant and have R32 products in all product categories in our lineup (Split, Multi-Split, VRF, and ATW). This allows us to realize environmentally and regulatory friendly system designs for a wide range of projects from residential to light commercial.

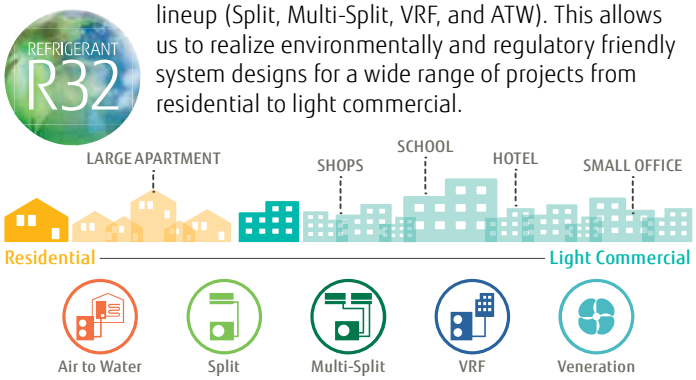

New energy labelling requirement 626/2011/EU

Our air conditioners have reached the **"Class A+++"** ranking, the highest energy efficiency level that is now shown on energy labels in Europe.

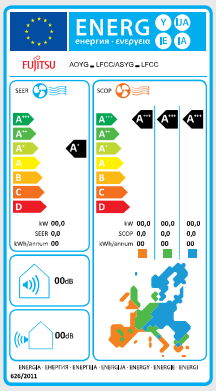

	SEER (Cooling operation)	SCOP (Heating operation)
A+++	SEER ≥ 8.50	SCOP ≥ 5.10
A++	6.10 ≤ SEER < 8.50	4.60 ≤ SCOP < 5.10
A+	5.60 ≤ SEER < 6.10	4.00 ≤ SCOP < 4.60
A	5.10 ≤ SEER < 5.60	3.40 ≤ SCOP < 4.00
B	4.60 ≤ SEER < 5.10	3.10 ≤ SCOP < 3.40
C	4.10 ≤ SEER < 4.60	2.80 ≤ SCOP < 3.10
D	3.60 ≤ SEER < 4.10	2.50 ≤ SCOP < 2.80
E	3.10 ≤ SEER < 3.60	2.20 ≤ SCOP < 2.50
F	2.60 ≤ SEER < 3.10	1.90 ≤ SCOP < 2.20
G	SEER < 2.60	SCOP < 1.90

Fujitsu General's Environmental Vision

Medium-Term Environmental Plan: Target and Measure

	Target	Measure
Reduction of Our Own Environmental Impact Achieve	Achieve carbon neutrality by FY2025 [Old Target] Greenhouse gas emissions from our Group's business activities: Completely eliminate by FY2030	1. Renewable energy conversion: Existing plants (by FY2023) 2. Renewable energy conversion: All Group companies (by FY2025) → Achieved 1 and 2 ahead of schedule (April 2022) 3. Shift to use of renewable energy for all other energy used (by FY2025)
Through Our Supply Network	Reduction of 30% for total greenhouse gas emissions through our supply Network by FY2035 (vs. FY2018)	• Promotion of green electricity use by our suppliers • Reduction of material consumption and product weight
For our Customers and Society	Reduce greenhouse gas emissions from the use of our products. Reduction of 30% by FY2030 (vs. FY2013)	• Replace constant-speed A/C with inverter A/C (India and Middle East) • Enhance energy efficiency

2024 New Products

Split, Wall-mounted type
Built-in W-LAN adapter models

ECO Range
Compact Size (Cooling-enhanced type)

S-046-047

- 9–12 classes, 2 models
- Elegant & smart square design
- High energy saving
- Comfortable airflow & Quiet operation
- Smart device control
- Easy access to the flare pipe connection

REFRIGERANT R32 SPLIT MULTI-SPLIT

Wall-mounted type
Built-in W-LAN adapter models

Designer Range, Standard Range

S-034, 038 M-082

- Improved energy efficiency from the current products
- 7–14 classes, 8 models
- High energy saving
- Built-in WLAN adapter
- Comfortable airflow & Quiet operation
- Easy access to the flare pipe connection

KG Series Designer Range
High Spec & Design

KM Series Standard Range
High-Efficiency & Comfort

Smart Device control
You need to install the "AIRSTAGE Mobile" app on your smart device in order to control the air conditioner.

ECO+ Range

S-044-045 M-083

- 5-12 classes, 4 models *5 class only for multi-split
- Elegant & smart square design
- High energy saving
- Comfortable airflow & Quiet operation
- Built-in WLAN adapter
- Easy access to the flare pipe connection

KN Series ECO+ Range
Compact Size

Operated by smart speaker

Simply talk to the smart speaker to operate the air conditioner and check its operating status while doing other things.

WLAN adapter
(USB)

+

AIRSTAGE
Mobile
Download Free
Download on the App Store
Google play

With the WLAN adapter and the AIRSTAGE Mobile app, you can control the heating and cooling of your home anytime, anywhere.

REFRIGERANT R32 VRF

VRF J-VS

Heat Pump for Small-capacity type

Outdoor unit

V-122-125

- **Sustainable:** R32 refrigerant with reduced global warming potential
- **Saving CO2:** Top class high energy saving
- **Small Body:** Easy carriage and installation
- **Situational Piping Design:** Long pipe length, Up to 13 indoor units* can be connected
- **Sightliness installation:** External static pressure, cooling piping system

*: 6 HP model

Indoor unit

V-156-163

- 4 - 24 classes, 3 type, 34 models
- Compact & Slime design
- Flexible installation

Compact Cassette

Low Static Pressure Duct
Slim Duct/Slim Concealed Floor

Wall-mounted type

CONTROL SYSTEM

Wired remote controller

Design type

C-218-219

- Harmonizes with the Installation Space
- Intuitive operation
- Status LED Colors
- Refrigerant cycle monitor
- Logo Display
- AIRSTAGE Remo Set application (free download)
- Initial Settings / Indoor Unit Function

SUPPORT

AIRSTAGE Service Monitor Tool

for Single-split, Multi-split, Air to water

024-025

- Improved work efficiency
- Bluetooth communication
- Compact and lightweight design
- New application with simple design
- Refrigerant cycle graph display

UTY-ASSXZT

AIRSTAGE Service Monitor Tool

*Android only.
You need to install the "AIRSTAGE Service Monitor Tool" app on your smart device.

Introducing Fujitsu's Applied Product Range

Chillers

Heat Pumps

Close Control

Fujitsu have expanded our offering to include a wide range of Applied Products to suit large scale applications from Offices to Datacentres to Warehouses

Plesae contact your Fujitsu Sales represenative for more information and further details

COMFORTCLUB

2%

Giving you 2% back on qualifying product purchases, which can be redeem for vouchers or other great items on the Fujitsu Shop website.

Contact your preferred Supplier
to become a Comfort Club Member today,
Or visit our website for more information.
www.fujitsu-general.com/uk/comfortclub

Use the QR code to go straight to the comfort club page on our website

Training facilities

- Glasgow
- Belfast
- Dublin
- Leeds
- Midlands
- London
- Eastleigh
- **Bath**

At Fujitsu we believe the best approach to training is to be trained by experienced field engineers that have many years in both, industry and product knowledge. We also believe working on installed and operational systems to be the best way to learn. Our practical exercises allows the engineer to develop their installation and commissioning skills, and, diagnosing faults by working on operational systems.

Our software design courses are presented by one of our own inhouse specifications engineers. We encourage our customers to bring along their own PC and a project, so at the end of the day the customer would have installed the design and selection software, and have documents ready to provide to their customers.

Our nationwide training centres are continually being updated to include the latest technology found in the market today. All our training centres have systems that have been professionally installed and are fully operational.

Our Training Centres include the following equipment:

Mini, Midi & Maxi VRF
Heat Recovery VRF
DX Solutions
Splits & Multi-Splits
Design & Service Software
Central & BMS Controls
Heat Recovery Ventilation

We fully understand that having engineers off the road to attend training can be costly to your business, but on the other hand it is essential. With the correct installation, service, and maintenance training, your customers will have an efficient and reliable product.

We have designed our courses and selected our training centres with the customer in mind, they are easy to access from either the motorway network or public transport, and, are all completed in a single day,
Please contact us for more information on training courses, locations, nearby hotels, parking and public transport.

HVAC system design Support tool

Put the charts and pens away and design your projects on a computer using the Design simulator. Everything from selecting indoor and outdoor units, allocating controls and optional parts through to designing the piping and wiring systems is made easier using the program's built-in features.
Once the project design is complete, the Export function makes it easy to generate material lists, product specifications, and refrigerant calculations, and more. You can also export in Word, Excel, and Acrobat formats, as well as group CAD data related to your project.

Design simulator

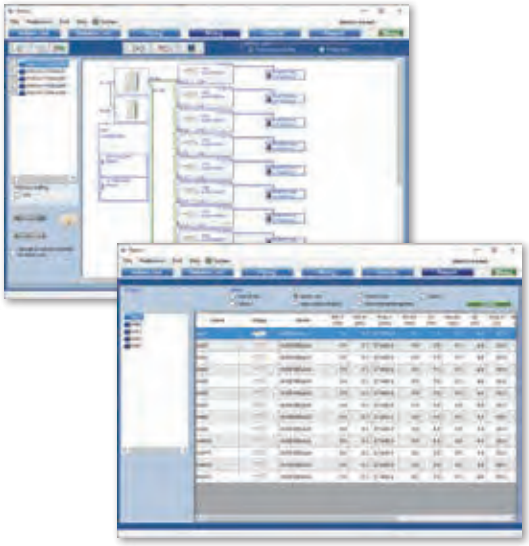

Automatically create model selection information

- The required performance, type, and temperature conditions for each indoor unit are entered and then dragged and dropped onto the outdoor unit to automatically set each unit.
- Creates piping and wiring diagrams automatically to facilitate branching, grouping, and option settings.
- The additional refrigerant charging is automatically calculated when the pipe length is entered.
- Easy configuration of remote controller groups, central controller, and converters.
- The equipment list including the equipment information is created automatically.

Outputs in the format that matches the application

You can export your project information in a number of industry standard file formats.

- Word format (rtf) (doc)
- Excel format (csv)
- Acrobat format (pdf)
- 2D CAD data (DXF)

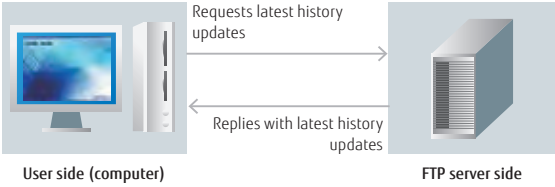

Update your Design simulator

The database can be updated easily online with the AutoUpdate function using FTP.

BIM

Building information modeling

bimobject®

www.bimobject.com/en

BIM files of Fujitsu General's products are available on BIMobject®

Fujitsu General is releasing BIM files of our products on the BIMobject® website BIMobject.com.

Outline of BIMobject®
BIMobject® is a game changer for the construction industry, offering development, maintenance, and syndication of objects on the world's largest BIM platform.



About BIM files

- BIM files can be viewed in Autodesk Revit® 2018 version or later.
- In each BIM file, the location of the connectors for the refrigerant and drain pipe is different.
- Each BIM file includes several family types.
- A catalog and specification sheet is available in Revit file format for each product.

RFA (Revit data)

A data format available for BIM-designed projects

Data content

- Shape (Size)
- Drain direction
- Pipe direction
- Power supply location
- It contains information about the above specifications.

Type catalog with product specifications

DWG

a standard data format used for Autodesk products

DXF

Intermediate data commonly available in CAD products

Data content

- Shape (Size)

*To learn more about how to use BIM files, refer to the instructional video on each product page. youtu.be/wfL-hwFQ7dM

Quick service & maintenance

In the unlikely event that a problem should occur with the unit or system, a wide variety of support tools are available to assist with prompt service and maintenance anytime, anywhere, including error code displays on the product, service tools to check the detailed status of the entire system, and remote monitoring tools using the internet.

Easy maintenance & monitoring

Designed for easy maintenance

The operating status of the air conditioner and detailed trouble conditions are displayed on the 7-segment indicator lamp on the outdoor unit printed circuit board (PCB) and on the screen of the remote controller.
Check the status of the unit quickly for a prompt response.

- Display the operation mode at the time.
- Discharge temperature and pressure
- Compressor operation status
- "Address/Type/Number" of the outdoor unit
- Error code



Error diagnosis by Service tool

Connect Service tool to check the status details of units, from single split to VRF, on a computer screen.
Check the errors quickly for prompt countermeasures.

- Operating status/control
- Monitoring operating conditions
- Monitoring sensor data
- Indicating trend graphs
- Error history
- Indicating refrigerant circuit diagrams (for VRF)

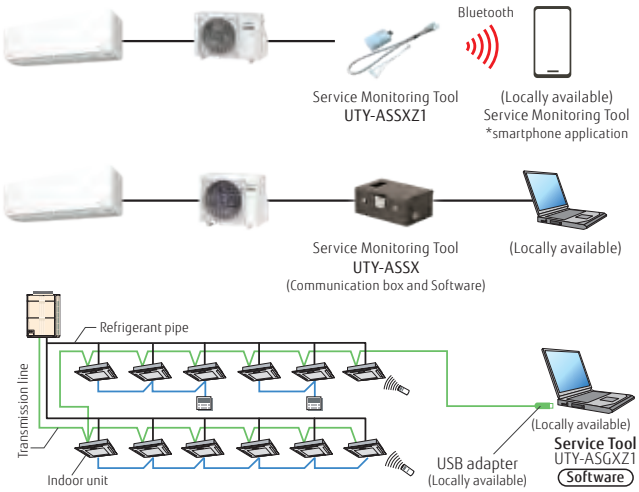

Remote monitoring

VRF system operating status and trouble status details can be monitored remotely at any time via the internet.
Prompt coordination is available with service personnel.

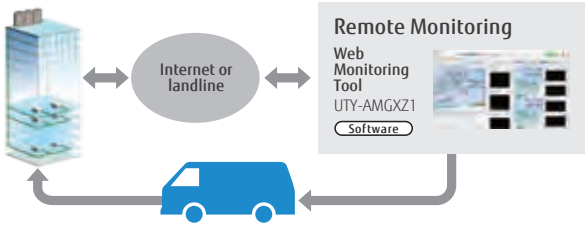

Mobile troubleshooting App for iOS and Android ™ devices

We will release an App for troubleshooting tools for iPhone, iPod touch and other Apple devices, and Android products for Fujitsu General air conditioners (Room air conditioner/ Packaged air conditioners VRF and ATW, "AIRSTAGE Mobile", and R32 calculation of allowable refrigerant capacity)

Use Error Code Check, Troubleshooting, and Sensor Check to understand the status of your air conditioner.

Mobile Technician FREE

Service monitoring tool for VRF

Extensive monitoring and analysis functions that make installation and maintenance easier

- The operation status of the system can be monitored and analyzed to detect any malfunctions.
- Data on the operation status of the system can be stored on a computer to allow for remote access.
- Up to 400 indoor units in a single VRF network system can be controlled and monitored for a large building or hotel.
- This software can be connected to any point of transmission line with a USB adapter (locally available).

Trend charts

Previous-generation application could display only 3 sets of data from sensors. However, the current generation of the service tool displays multiple charts simultaneously so that refrigeration cycles can be monitored and checked in greater detail.

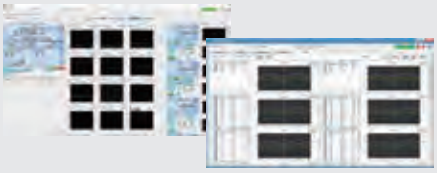

	UTY-ASGXZ1
Compatible device	Microsoft® Windows® 10 Pro or higher
Unit List Price	796

NEW AIRSTAGE Service Monitor Tool for Single-split, Multi-split, Air to water

UTY-ASSXZ1

Improved work efficiency

AIRSTAGE Service Monitor Tool can diagnose the cause of the error for a wide range of products. It makes maintenance or service support faster and can also reduce the number of visits and maintenance costs.

*The values in the pictures are examples.

Bluetooth communication

AIRSTAGE Service Monitor Tool can diagnose by the smart device*1 and reduce the working time compared with diagnosis by PC.
No need to connect a PC makes diagnosis easier even in narrow spaces.



*1 Android only.
You need to install the "AIRSTAGE Service Monitor Tool" app on your smart device.

Compact and lightweight design

New model is easy to carry by compact and lightweight design. The service personnel can visit the maintenance site with small luggage.

New application with simple design

New application for smart devices has been released. The stylish design makes the application easy to use for everyone.

AIRSTAGE Service Monitor Tool

Refrigerant cycle diagram display

The operating status can be displayed with a simple, clear diagram*2 on the smart device. It reduces the time for diagnosis and makes diagnosis easier.
It can complement abundant experience and advanced knowledge of refrigerant cycle. This shortens the training time for service personnel.

*2 list and graph displays are also available

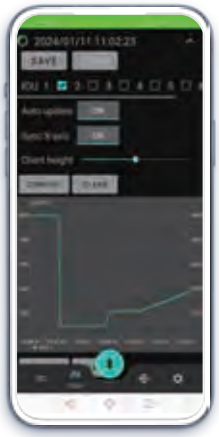

*The values in the pictures are examples.

Function List

			UTY-ASSXZ1	UTY-ASSX
				
Product specification	Installation		Outdoor unit PCB	Outdoor unit PCB
	Communication		Bluetooth	Wired
Support product type	Split		●	●
	Multi-split		●	●
	ATW		●	●
	VRF		—	—
Function	Product distinction		●	●
	Signal-type distinction		●	●
	Operating status display	List	●	●
		Graph	●	●
		Refrigerant cycle diagram	●	—
	Adapter firmware update		●	—
	Adapter status monitoring		●	—
	Input and output of history data		●	●

Specifications

	UTY-ASSXZ1	UTY-ASSX
Dimensions (H x W x D) (mm)	20 x 35 x 60 (adapter)	60 x 160 x 160
Communication cable (cm)	60	-
Weight (g)	25 (adapter)	500
Communication method	Bluetooth 5.3	USB
Max. communication distance (m)	10*3	-
Compatible device	Android 8.0 or above	Microsoft® Windows® 10 or higher
Unit List Price	**TBC**	**303**

*3 Depends on the environment

Light Commercial & Residential

SPLIT

Refrigerant R32 models

Wall-mounted type - Built in W-LAN adapter model

Wall-mounted type

Cassette

Duct

Floor, Ceiling

Refrigerant R410A models

Duct

Indoor Units Lineup

Type	Range	Refrigerant	Model	Class 7	Class 9	Class 12
Wall-mounted type Built in WLAN adapterr model	**Designer Range** High Spec & Design	R32 Cooling & Heating	 NEW KG Series	ASEH07KGTG	ASEH09KGTG	ASEH12KGTG
	Designer Range Cool Beauty Design	R32 Cooling & Heating	 KE Series	ASEG07KETF ASEG07KETF-B	ASEG09KETF ASEG09KETF-B	ASEG12KETF ASEG12KETF-B
	Standard Range High-Efficiency & Comfort	R32 Cooling & Heating	 NEW KM Series	ASEH07KMCG	ASEH09KMCG	ASEH12KMCG
	ECO+ Range Compact Size	R32 Cooling & Heating	 NEW KN Series	ASEH07KNCA	ASEH09KNCA	ASEH12KNCA
Wall-mounted type	**Standard Range** High-Efficiency & Large Rooms	R32 Cooling & Heating	 KM Series			
	Standard Range High-Efficiency & Large Rooms	R32 Cooling & Heating	 KM Series			
	ECO Range Compact Size	R32 Cooling & Heating	NEW KL Series		ASEH09KLTA	ASEH12KLTA
	ECO Range Comfort for Large Rooms	R32 Cooling & Heating	KL Series			

FUJITSU GENERAL (Euro) GmbH participates in the ECP program for AC.
Check ongoing validity of certificate:
www.eurovent-certification.com

	Class										
	14	18	22	24	30	36	45	54	60	72	90
ASEH14KGTG											
ASEG14KETF ASEG14KETF-B											
ASEH14KMCG											
		ASEG18KMTE		ASEG24KMTE							
					ASEH30KMTB	ASEH36KMTB					
		ASEG18KLCA		ASEG24KLCA							

Indoor Units Lineup

Type	Range	Refrigerant	Model	Class 7	Class 9	Class 12
Cassette	**Compact 4-way Flow Range** Compact Size	R32 Cooling & Heating			AUXG09KVLA	AUXG12KVLA
	Circular Flow Range Comfort for Large Rooms	R32 Cooling & Heating	 18/22/24  30/36/45/54			
Duct	**Slim Duct**	R32 Cooling & Heating	 09/12/14  18		ARXG09KLLAP	ARXG12KLLAP
	Medium Static Pressure Duct Compact Size	R32 Cooling & Heating	 12/14  18/22/24/30  36/45/54			ARXG12KHTAP
	Medium Static Pressure Duct Standard	R32 Cooling & Heating				
	High Static Pressure Duct	R32 Cooling & Heating				
		R410A Cooling & Heating				
	Big Duct	R410A Cooling & Heating				
Floor Compact & Comfort		R32 Cooling & Heating			AGEG09KVCA	AGEG12KVCA
Ceiling		R32 Cooling & Heating	 18/22  24/30  36/45/54			

FUJITSU GENERAL (Euro) GmbH participates in the ECP program for AC.
Check ongoing validity of certificate:
www.eurovent-certification.com

Class										
14	18	22	24	30	36	45	54	60	72	90
AUXG14KVLA	AUXG18KVLA	AUXG22KVLA	AUXG24KVLA							
	AUXG18KRLB	AUXG22KRLB	AUXG24KRLB	AUXG30KRLB	AUXG36KRLB	AUXG45KRLB	AUXG54KRLB			
ARXG14KLLAP	ARXG18KLLAP									
ARXG14KHTAP	ARXG18KHTAP	ARXG22KHTAP	ARXG24KHTAP	ARXG30KHTAP	ARXG36KHTAP	ARXG45KHTAP	ARXG54KHTAP			
		ARXG22KMLB	ARXG24KMLA	ARXG30KMLA	ARXG36KMLA	ARXG45KMLA				
						ARXG45KHTB	ARXG54KHTB			
								ARYG60LHTA		
									ARYG72LHTA	ARYG90LHTA
AGEG14KVCA										
	ABEG18KRTA	ABEG22KRTA	ABEG24KRTA	ABEG30KRTA	ABEG36KRTA	ABEG45KRTA	ABEG54KRTA			

Features

High-Efficiency

All DC Inverter Technology

DC twin-rotary compressor

A high-efficiency 2-cylinder rotary compressor with a DC inverter optimizes the internal structure of the compressor to achieve higher energy efficiency compared to similar compressors.

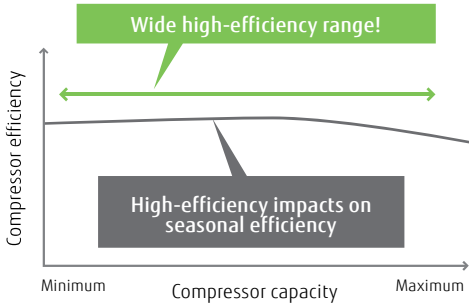

DC fan motor

The DC fan motor produces high power, a wide operating range, and high-efficiency.

Sine-wave DC inverter control

High-efficiency operation is realized by using sine-wave DC inverter control.

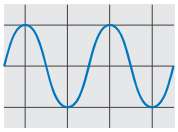

Heat Exchanger for Wall-mounted type

High-density multipath heat exchanger

Thinner and denser heat exchangers and multipath efficiency technology have substantially improved heat exchange performance.

High-performance sub-cool heat exchanger

A counter-type bypass circuit has been incorporated to achieve a higher performance. (Large multi-split type, VRF)

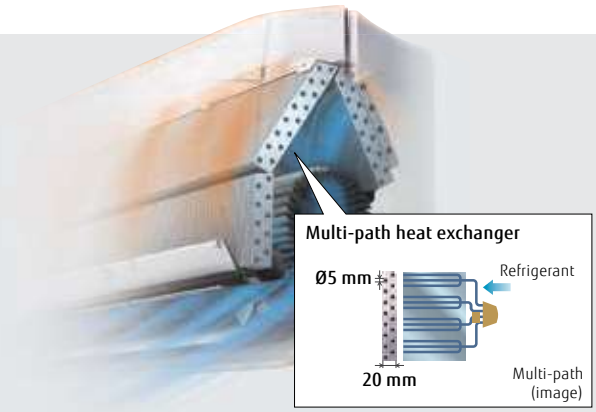

Feature Explanation

Energy-Saving Features

Save Human sensor
The Human sensor detects the movement of people in the room and determines whether to switch to energy saving operation.

Human sensor control
The Human sensor (option) detects movement of people in the room and decides whether to save energy or stop the unit.

Economy operation
The thermostat setting is adjusted automatically according to the room temperature to avoid unnecessary cooling or heating.

Setting temperature range limitation
Sets the minimum and maximum limits on room temperature to establish the right balance between energy saving and a comfortable environment.

Set temperature auto return
The setting temperature automatically returns to the previously set temperature.

Features for Comfort

Power diffuser
An additional louver that opens based on input from monitoring sensors to quickly enhance immediate comfort needs.

Powerful operation
Operation at maximum air flow and compressor speed, that quickly makes the room comfortable.

10°C Heat
The room temperature can be set to go no lower than 10°C, thus ensuring that the room does not get too cold when not occupied.

Outdoor unit low noise operation
The noise level of the outdoor unit can be selected.

Auto changeover
The unit automatically switches between heating and cooling modes based on the temperature setting and the room temperature.

UP/DOWN swing louver
The vertical louver automatically swings up and down.

Double swing automatic
Complex swing action of the louver enables automatic swing in both the left/right and up/down directions.

Automatic fan speed
A micro-computer automatically adjusts the airflow to follow the changes in room temperature.

Auto restart
In the event of a temporary power failure, the air conditioner will automatically restart in the same operating mode as before, once the power supply is restored.

Connectable fresh air duct
Outside air can be introduced by attaching a locally purchased duct to the fresh air knockout and an optional part.

Fresh air intake
Fresh air can be taken in by a fan connected to an external control unit.

Connectable distributing duct
Locally purchased branch ducts can be attached to the systems to distribute the airflow.

Individual airflow direction control
Each louver of a 4-way Cassette type can be controlled individually to provide comfortable airflow.

Convenience Features

Auto-off timer
Automatically stops operation when a fixed time has elapsed from the start of operation.

Sleep timer
A micro-computer gradually changes the room temperature automatically to promote a comfortable night's sleep.

Program timer
This digital timer allows selection of one of four options: ON, OFF, ON » OFF, or OFF » ON.

Weekly timer
Different ON-OFF times can be set for each day.

Weekly & Temperature setback timer
Weekly & Temperature setback timer can set the temperature for 2-time spans and for each day of the week.

Filter sign
Indicates the filter cleaning period by blinking.

External error output

External ON/OFF input

Wireless LAN control
The optional WLAN adapter enables the air conditioner to be operated by smartphone or tablet PC from outside the home.

Multi System Control
Operation using "Lead Lag Operation", "Back up operation", "Lag Operation" is possible. (Page C-011)

Special Cooling
Special Cooling" is a function that supports the operation of "Multi System Control".

Clean Features

Ion deodorization filter
The filter deodorizes by powerfully decomposing absorbed odors using the oxidizing and reducing effects of ions generated by an ultra-fine-particle ceramic.

Apple-catechin filter
The Apple-catechin filter uses static electricity to clean fine particles and dust from the air.

Long-life filter

Washable panel
Since the front panel is easy to remove, maintenance is also easy.

Silver Ion Filter
The Silver ion filter helps to keep indoor air free from viruses, bacteria and molds.

Installation / Support

Automatic airflow adjustment
Automatically detects required airflow in each application case and adjusts the volume.

Drain pump as standard

Blue fin

Refrigerant cycle monitor
The values of each sensor and actuator can be displayed, and the status of the refrigeration cycle can be checked.

All DC models

NEW

Wall-mounted type

Built-in WLAN adapter model
Designer Range

High Spec & Design

REFRIGERANT R32

GOOD DESIGN

ALL DC

Save | Economy | Powerful | 10°C HEAT | LowNoise | Auto Changeover | Up/Down | Adjust | Restart | Sleep | Program | Weekly | Filter | LAN | ION | AF | Washable



High energy saving

Top class high efficiency is achieved by high efficient lambda-shaped heat exchanger, large cross flow fan and new refrigerant.

Rank A+++*
*07/09/12 models

SEER 9.80*
*07 model

SCOP 5.20*
*07/09/12 models

Hybrid-heat exchanger

The large hybrid heat exchanger has greatly improved the heat exchange efficiency to achieve top-level SEER and SCOP.

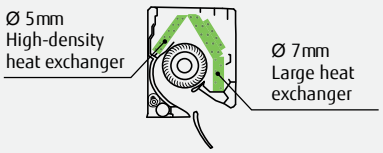

Ø107 Large cross-flow fan

The large-diameter fan generates air volume efficiently even at reduced power.

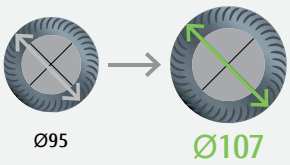

Human sensor

The Human sensor monitors the movements of people in a room and operates the air conditioner at a lower capacity when people leave the room. When people come back to the room, it automatically returns to the previous operating mode.

Comfortable airflow & Quiet operation

The large louver and the new air-blowing structure create a comfortable air flow that spreads all the way down to the user's feet with quiet operation.

Quiet & Comfort
19 dB(A)
(07/09/12 models)
Cooling only

Smart device control

A WLAN adapter is included as standard equipment.By installing the AIRSTAGE mobile app on your smart device, you can check and control the operating status of the air conditioner from anywhere indoors or outdoors.

* See page C-020 for details on smart device control.

AIRSTAGE Mobile



Refrigerant cycle monitor (Option)

Wired Remote Controller (Touch Panel) will support to display some sensor values for maintenance and service support.

*Wired remote controller (UTY-RNRYZ5 or UTY-RVRY) is required.

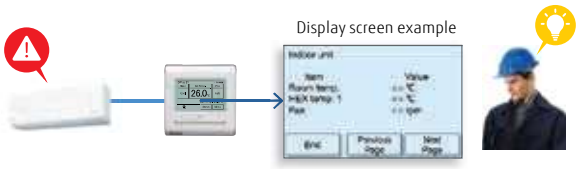

Model: ASEH07KGTG / ASEH09KGTG / ASEH12KGTG / ASEH14KGTG

WLAN adapter
(Built-in)

Wireless RC

Specifications

Model No.	Indoor unit		ASEH07KGTG	ASEH09KGTG	ASEH12KGTG	ASEH14KGTG
	Outdoor unit		AOEH07KGCG	AOEH09KGCG	AOEH12KGCG	AOEH14KGCG
Power Source			Single-phase, ~230V, 50Hz			
Capacity	Cooling	kW	2.00	2.50	3.40	4.20
	Heating	kW	2.50	2.80	4.00	5.40
UK Total Cooling / UK Sensible Cooling		kW	2.28 / 2.11	2.74 / 2.51	3.31 / 2.70	4.08 / 3.28
Input Power	Cooling/Heating	kW	0.400 / 0.500	0.550 / 0.600	0.870 / 0.910	1.220 / 1.450
EER	Cooling	W/W	5.00	4.55	3.91	3.44
COP	Heating	W/W	5.00	4.67	4.40	3.72
Pdesign	Cooling/Heating(-10°C)	kW	2.0/2.3	2.5 / 2.4	3.4 / 2.5	4.2 / 4.0
SEER	Cooling	W/W	9.80	9.40	8.80	8.00
SCOP	Heating (Average)	W/W	5.20	5.20	5.20	4.60
Energy Efficiency Class	Cooling		A+++	A+++	A+++	A++
	Heating (Average)		A+++	A+++	A+++	A++
Annual Energy Consumption	Cooling	kWh/a	71	93	135	184
	Heating	kWh/a	618	646	673	1217
Moisture Removal		l/h	1.1	1.3	1.6	1.7
Sound Pressure Level	Indoor (Cooling) H/M/L/Q	dB(A)	36 / 32 / 29 / 19	38 / 34 / 29 / 19	40 / 35 / 30 / 19	43 / 36 / 30 / 20
	Indoor (Heating) H/M/L/Q	dB(A)	38 / 34 / 31 / 20	39 / 34 / 31 / 20	42 / 38 / 33 / 21	44 / 39 / 33 / 24
	Outdoor(Cooling/Heating) High	dB(A)	42 / 43	44 / 45	50 / 50	50 / 50
Sound Power Level	Indoor(Cooling/Heating) High	dB(A)	49 / 51	52 / 52	56 / 58	57 / 59
	Outdoor(Cooling/Heating) High	dB(A)	56 / 56	58 / 58	65 / 66	65 / 66
Airflow Rate	Indoor/Outdoor (Cooling) High	m^3/h	570 / 1390	640 / 1480	680 / 1800	750 / 1800
	Indoor/Outdoor (Heating) High	m^3/h	610 / 1350	630 / 1420	750 / 1690	780 / 1690
Net Dimensions H x W x D	Indoor	mm	270 × 834 × 215			
Weight	Indoor	kg	10			
	Outdoor	mm	542 × 799 × 290			
	Outdoor	kg	30	30	31	32
Remote Controller Type (Supplied With Unit)			Wireless & Wi-Fi			
Interconnecting Cable (Suggested cable size 1.5mm)			3 Core + Earth			
Suggested MCB Size		A	10	10	10	15
Max. Operating Current	Cooling/Heating	A	6.5 / 9.0	6.5 / 9.0	6.5 / 9.0	9.0 / 10.5
Power Supply To			Outdoor			
Connection Pipe Diameter (Liquid & Gas)		Inch	1/4 & 3/8			
Max Pipe Length (Pre-Charge)		m	20 (15)			
Max Height Difference		m	15			
Refrigerant	Type (Global Warming Potential)		R32 (675)			
	Charge (CO2eq-T)	g	750 (0.506)		850 (0.574)	
	Additional Charge	g/m	20			
Operation Range	Cooling	°CDB	-10 to 50			
	Heating	°CDB	-15 to 24			
System List Price		**£**	**1,023**	**1,105**	**1,274**	**1,432**

Optional parts

* For optional parts compatibility of Intesis devices, please refer to the optional parts compatibility list page M-102 to M-103.

Wired Remote Controller (Design type):	UTY-RVRY
Compact wired remote controller:	UTY-RCRYZ1
Wired remote controller (touch panel):	UTY-RNRYZ5
Simple remote controller:	UTY-RSRY
Simple remote controller (without operation mode):	UTY-RHRY
External switch controller:	UTY-TERX
Communication kit:	UTY-TWRXZ2*2
External connect kit:	UTY-XWZX
	UTY-XWZXZ5*1
Network Convertor for single split (DC power supply type):	UTY-VTGX
Network Convertor for single split (AC power supply type):	UTY-VTGXV
Silver Ion filter:	UTR-FA16-5
External input and output PCB*1:	UTY-XCSXZ2

*1 It is required when 2 or more external inputs or outputs are required.
*2 It is required when a hard wired controller is connected.

Dimensions

(Unit: mm)

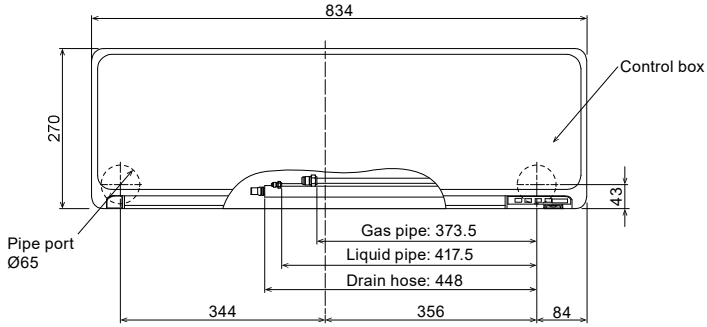

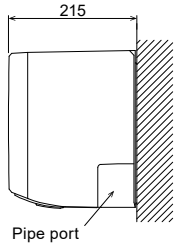

Wall-mounted type

Built-in WLAN adapter model

Designer Range

Cool Beauty Design

REFRIGERANT R32

ALL DC

Economy | Powerful | 10°C HEAT | Low Noise | Auto Changeover | Up/Down | Adjust | Restart | Sleep | Program | Weekly | Filter | LAN | ION | AF | Washable

Cool beauty design

We have designed this series exclusively for the European market. The exterior design harmonizes beautifully with any decor and adds comfortable elegance to the room. The light, elegant and three-dimensional expression achieved by the curved surface is beautiful from any angle.

CMF: COLOR MATERIAL FINISH

The texture of the front panel expresses the craftsmanship of Europe, and changes its expression with the changing light of the day.

High energy saving

Top class high efficiency is achieved by high efficient lambda-shaped heat exchanger, large cross flow fan and new refrigerant.

Rank
Cooling *1 A++
Heating *2 A+

SEER 7.4 *1

SCOP 4.4 *2

*1: 07/09 models

*2: 12 model

Hybrid-heat exchanger

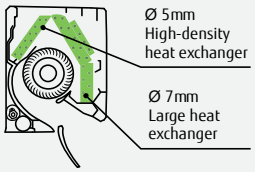

Ø107 Large cross-flow fan

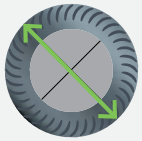

Ø107

Smart device control

A WLAN adapter is included as standard equipment.By installing the AIRSTAGE mobile app on your smart device, you can check and control the operating status of the air conditioner from anywhere indoors or outdoors.

* See page C-020 for details on smart device control.

AIRSTAGE Mobile



Comfortable airflow & Quiet operation

The large louver and the new air-blowing structure create a comfortable air flow that spreads all the way down to the user's feet with quiet operation.

20 dB(A)

Cooling only

Model: ASEG07KETF / ASEG09KETF / ASEG12KETF / ASEG14KETF (Peal white X White)
ASEG07KETF-B / ASEG09KETF-B / ASEG12KETF-B / ASEG14KETF-B (Silver X Dark gray)

Peal white X White

Silver X Dark gray

WLAN adapter
(Built-in)

Wireless RC

For ASEG07/09/12KETF
ASEG07/09/12KETF-B

For ASEG14KETF
ASEG14KETF-B

Specifications

Model No.	Indoor unit			ASEG07KETF ASEG07KETF-B	ASEG09KETF ASEG09KETF-B	ASEG12KETF ASEG12KETF-B	ASEG14KETF ASEG14KETF-B
	Outdoor unit			AOEG07KETA	AOEG09KETA	AOEG12KETA	AOEG14KETA
Power Source				Single phase, ~230V, 50Hz			
Capacity	Cooling		kW	2.0	2.5	3.4	4.2
	Heating			2.5	2.8	4.0	5.4
UK Total Cooling / UK Sensible Cooling				1.97 / 1.17	2.46 / 1.56	3.33 / 2.15	3.95 / 3.21
Input Power	Cooling/Heating		kW	0.450 / 0.555	0.630 / 0.620	0.935 / 0.960	1.220 / 1.410
EER	Cooling		W/W	4.43	3.97	3.65	3.44
COP	Heating			4.52	4.52	4.17	3.83
Pdesign	Cooling/Heating(-10°C)		kW	2.0 / 2.3	2.5 / 2.4	3.4 / 2.5	4.2 / 4.0
SEER	Cooling		W/W	7.40	7.40	7.30	6.90
SCOP	Heating (Average)			4.10	4.10	4.40	4.10
Energy Efficiency Class	Cooling			A++	A++	A++	A++
	Heating (Average)			A+	A+	A+	A+
Annual Energy Consumption	Cooling		kWh/a	95	118	163	213
	Heating			785	819	795	1,367
Moisture Removal			l/h	1.0	1.3	1.8	2.1
Sound Pressure Level	Indoor (Cooling)	H/M/L/Q	dB(A)	38 / 33 / 29 / 20	40 / 34 / 29 / 20	40 / 35 / 30 / 20	43 / 36 / 30 / 20
	Indoor (Heating)	H/M/L/Q		41 / 35 / 31 / 22	42 / 36 / 31 / 22	42 / 38 / 33 / 22	44 / 39 / 33 / 24
	Outdoor(Cooling/Heating)	High		46 / 46	46 / 46	50 / 50	50 / 50
Sound Power Level	Indoor(Cooling/Heating)	High		54 / 56	55 / 57	55 / 58	57 / 59
	Outdoor(Cooling/Heating)	High		61 / 61	61 / 62	65 / 65	65 / 66
Airflow Rate	Indoor / Outdoor (Cooling)	High	m^3/h	650 / 1,650	700 / 1,650	700 / 1,700	770 / 1,680
	Indoor / Outdoor (Heating)	High		720 / 1,450	750 / 1,450	770 / 1,470	800 / 1,580
Net Dimensions H x W x D	Indoor		mm	295 × 950 (wall side : 840) × 230			
Weight			kg	11	11	11	11.5
	Outdoor		mm	541 × 663 × 290	541 × 663 × 290	541 × 663 × 290	541 × 663 × 290
			kg	23	23	25	31
Remote Controller Type (Supplied With Unit)				Wireless & Wi-Fi			
Interconnecting Cable (Suggested cable size 1.5mm)				3 Core + Earth			
Suggested MCB Size			A	10	10	10	10
Max. Operating Current	Cooling/Heating		A	6.5 / 9.0	6.5 / 9.0	6.5 / 9.0	6.5 / 9.0
Power Supply To				Outdoor			
Connection Pipe Diameter (Liquid / Gas)			Inch	1/4 & 3/8			
Max Pipe Length (Pre-Charge)			m	20 (15)			
Max Height Difference				15			
Refrigerant	Type (Global Warming Potential)			R32 (675)			
	Charge (CO2 eq-T)		g	600 (0.405)		700 (0.473)	850 (0.574)
	Additional Charge		g/m	20			
Operation Range	Cooling		°CDB	-10 to 46			
	Heating			-15 to 24			
System List Price			**£**	**896**	**969**	**1,090**	**1,319**

Optional parts

* For optional parts compatibility of Intesis devices, please refer to the optional parts compatibility list page M-102 to M-103.

Wired Remote Controller (Design type): UTY-RVRY
Compact wired remote controller: UTY-RCRYZ1
Wired remote controller (touch panel): UTY-RNRYZ5
Simple remote controller: UTY-RSRY
Simple remote controller (without operation mode): UTY-RHRY

External switch controller: UTY-TERX
Communication kit: UTY-TWRXZ2*2
External connect kit: UTY-XWZX
UTY-XWZXZ5*1

Network Convertor for single split (DC power supply type): UTY-VTGX
Network Convertor for single split (AC power supply type): UTY-VTGXV
Silver Ion filter: UTR-FA16-5
External input and output PCB*1: UTY-XCSXZ2

*1 It is required when 2 or more external input or output ports are used.
*2 It is required when a hard wired controller is connected.

Dimensions

(Unit: mm)

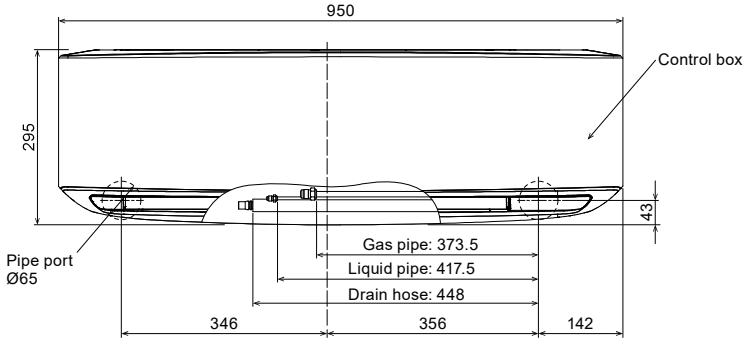

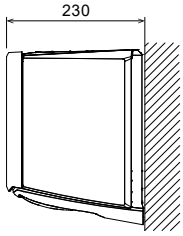

NEW

Wall-mounted type

Built-in WLAN adapter model
Standard Range

High-Efficiency & Comfort

REFRIGERANT R32

GOOD DESIGN

ALL DC

Economy | Powerful | 10°C HEAT | Low Noise | Auto Changeover | Up/Down | Adjust | Restart | Sleep | Program | Filter | LAN | ION | AF | Washable

Slim & stylish square design

The slim and stylish square design of this indoor unit is realized by using a high-density, multipath heat exchanger and a high-efficiency wind blower.

Hybrid-heat exchanger

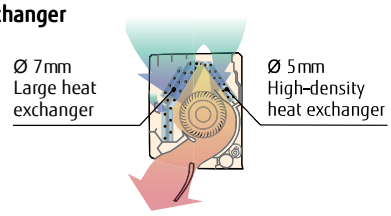



High energy saving

High-efficiency has been achieved by the lambda-shaped heat exchanger, large cross-flow fan, and the new refrigerant.

Rank
Cooling A++
Heating A++*
*07/09/12 models

SEER 8.40*
*07/09 models

SCOP 4.60*
*07/09/12 models

Comfortable airflow & Quiet operation

The large louver and the new air-blowing structure create a comfortable air flow that spreads all the way down to the user's feet with quiet operation.

Quiet & Comfort
20 dB(A)
Cooling only

Smart device control

A WLAN adapter is included as standard equipment.By installing the AIRSTAGE mobile app on your smart device, you can check and control the operating status of the air conditioner from anywhere indoors or outdoors.

* See page C-020 for details on smart device control.

AIRSTAGE Mobile



Refrigerant cycle monitor (Option)

Wired Remote Controller (Touch Panel) will support to display some sensor values for maintenance and service support.

*Wired remote controller (UTY-RNRYZ5 or UTY-RVRY) is required.

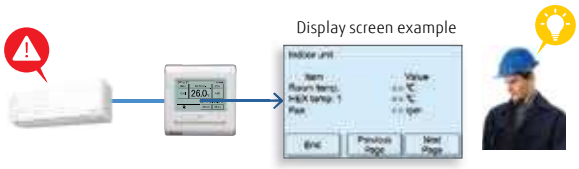

Model: ASEH07KMCG / ASEH09KMCG / ASEH12KMCG / ASEH14KMCG

WLAN adapter
(Built-in)

Wireless RC

For ASEH07/09/12KMCG

For ASEH14KMCG

Specifications

Model No.	Indoor unit			ASEG07KMCG	ASEG09KMCG	ASEG12KMCG	ASEG14KMCG
	Outdoor unit			AOEG07KMCG	AOEG09KMCG	AOEG12KMCG	AOEG14KMCG
Power Source				Single-phase, ~230V, 50Hz			
Capacity	Cooling		kW	2.0	2.5	3.4	4.2
	Heating			2.5	2.8	4.0	5.4
UK Total Cooling / UK Sensible Cooling				1.97 / 1.17	2.46 / 1.56	3.33 / 2.15	3.95 / 3.21
Input Power	Cooling / Heating		kW	0.450 / 0.555	0.630 / 0.620	0.935 / 0.960	1.220 / 1.410
EER	Cooling		W/W	4.43	3.85	3.54	3.44
COP	Heating			4.52	4.52	3.92	3.83
Pdesign	Cooling / Heating(-10°C)		kW	2.0 / 2.3	2.5 / 2.4	3.4 / 2.5	4.2 / 4.0
SEER	Cooling		W/W	8.40	8.40	7.70	7.10
SCOP	Heating (Average)			4.60	4.60	4.60	4.10
Energy Efficiency Class	Cooling			A++	A++	A++	A++
	Heating (Average)			A++	A++	A++	A+
Annual Energy Consumption	Cooling		kWh/a	83	104	155	207
	Heating			700	730	761	1366
Moisture Removal			I/h	1.0	1.3	1.8	2.1
Sound Pressure Level	Indoor (Cooling)	H/M/L/Q	dB(A)	38 / 33 / 29 / 20	40 / 34 / 29 / 20	40 / 35 / 30 / 20	43 / 36 / 30 / 20
	Indoor (Heating)	H/M/L/Q		41 / 35 / 31 / 22	42 / 36 / 31 / 22	42 / 38 / 33 / 22	44 / 39 / 33 / 24
	Outdoor(Cooling/Heating)	High		46 / 46	46 / 46	50 / 50	50 / 50
Sound Power Level	Indoor(Cooling/Heating)	High		54 / 56	55 / 57	55 / 58	57 / 59
	Outdoor(Cooling/Heating)	High		61 / 61	61 / 62	65 / 65	65 / 66
Airflow Rate	Indoor/Outdoor (Cooling)	High	m^3/h	650 / 1650	700 / 1650	700 / 1700	770 / 1680
	Indoor/Outdoor (Heating)	High		720 / 1450	750 / 1450	780 / 1470	820 / 1580
Net Dimensions H x W x D	Indoor		mm	270 × 834 × 222	270 × 834 × 222	270 × 834 × 222	270 × 834 × 222
Weight			kg	10	10	10	10
	Outdoor		mm	541 × 663 × 290	541 × 663 × 290	541 × 663 × 290	542 × 799 × 290
			kg	22	22	24	31
Remote Controller Type (Supplied With Unit)				Wireless & Wi-Fi			
Interconnecting Cable (Suggested cable size 1.5mm)				3 Core + Earth			
Suggested MCB Size			A	10	10	10	15
Max. Operating Current	Cooling/Heating		A	6.5 / 9.0	6.5 / 9.0	6.5 / 9.0	6.5 / 9.0
Power Supply To				Outdoor			
Connection Pipe Diameter (Liquid / Gas)			Inch	1/4 & 3/8			
Max Pipe Length (Pre-Charge)			m	20 (15)			
Max Height Difference				15			
Refrigerant	Type (Global Warming Potential)			R32 (675)			
	Charge (CO2 eq-T)		g	600 (0.405)		700 (0.473)	850 (0.574)
	Additional Charge		g/m	20			
Operation Range	Cooling		°CDB	-10 to 50			
	Heating			-15 to 24			
System List Price			**£**	**827**	**890**	**1,021**	**1,252**

Optional parts

* For optional parts compatibility of Intesis devices, please refer to the optional parts compatibility list page M-102 to M-103.

Wired Remote Controller (Design type): UTY-RVRY
Compact wired remote controller: UTY-RCRYZ1
Wired remote controller (touch panel): UTY-RNRYZ5
Simple remote controller: UTY-RSRY
Simple remote controller (without operation mode): UTY-RHRY

External switch controller: UTY-TERX
Communication kit: UTY-TWRXZ2*2
External connect kit: UTY-XWZX
UTY-XWZXZ5*1

Network Convertor for single split (DC power supply type): UTY-VTGX
Network Convertor for single split (AC power supply type): UTY-VTGXV
Silver Ion filter: UTR-FA16-5
External input and output PCB*1: UTY-XCSXZ2

*1 It is required when 2 or more external input or output ports are used.
*2 It is required when a hard wired controller is connected.

Dimensions

(Unit: mm)

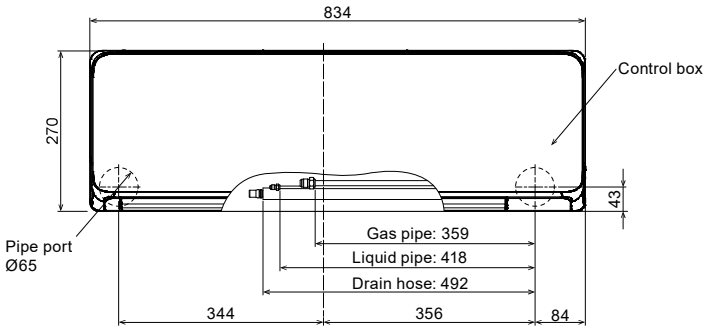

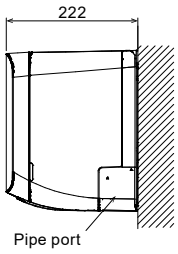

Wall-mounted type

Standard Range

High-Efficiency & Large Rooms

REFRIGERANT R32

ALL DC

Economy | Powerful | 10°C HEAT | Low Noise | Auto Changeover | Double | Adjust | Restart | Sleep | Program | Weekly | Filter | ION | AF | Washable

High energy saving

High-efficiency has been achieved by the lambda-shaped heat exchanger, large cross-flow fan, and the new refrigerant.

Rank A++ *1

SEER 7.8 *1

SCOP 4.6 *1

*18 model



Hybrid-heat exchanger

The large hybrid heat exchanger has greatly improved the heat exchange efficiency to achieve top-level SEER and SCOP.

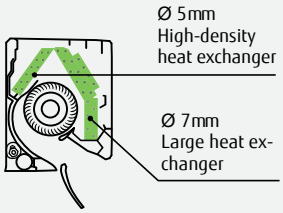

Ø107 Large cross-flow fan

The large-diameter fan generates air volume efficiently even at reduced power.

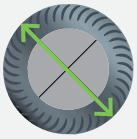

Ø107

Smart device control (Option)

With the optional WLAN adapter installed in the air conditioner, you can control it from anywhere with your smart device.

* For more information about smart device control, please refer to the page C-020.

AIRSTAGE Mobile

You need to install the AIRSTAGE Mobile app on your smart device in order to control the air conditioner.

WLAN adapter (USB)

Easy access to the flare pipe connection

Installation when left outlet piping is easier by removable under cover of the indoor unit chassis. Installation when center outlet piping is easier by design change of wall hook bracket.

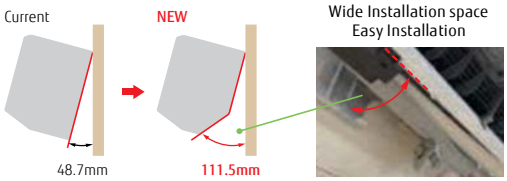

Model: ASEG18KMTE / ASEG24KMTE

Wireless RC

For ASEG18KMTE

For ASEG24KMTE

Specifications

Model name	Indoor unit			ASEG18KMTE	ASEG24KMTE
	Outdoor unit			AOEG18KMTA	AOEG24KMTA
Power Source				Single phase, ~230 V, 50 Hz	
Capacity	Cooling		kW	5.2	7.1
	Heating			6.3	8.0
UK Total Cooling / UK Sensible Cooling					
Input Power	Cooling/Heating		kW	1.39 / 1.56	2.08 / 1.91
EER	Cooling		W/W	3.74	3.41
COP	Heating			4.04	4.19
Pdesign	Cooling/Heating (-10°C)		kW	5.2 / 4.8	7.1 / 7.1
SEER	Cooling		W/W	7.77	7.30
SCOP	Heating (Average)			4.60	4.20
Energy Efficiency Class	Cooling			A++	A++
	Heating (Average)			A++	A+
Annual Energy Consumption	Cooling		kWh/a	234	340
	Heating			1,460	2,362
Moisture Removal			l/h	1.7	2.7
Sound Pressure Level	Indoor (Cooling)	H/M/L/Q	dB(A)	45 / 40 / 35 / 29	49 / 40 / 35 / 29
	Indoor (Heating)	H/M/L/Q		46 / 40 / 35 / 29	49 / 40 / 35 / 29
	Outdoor (Cooling/Heating)	High		50 / 50	54 / 52
Sound Power Level	Indoor (Cooling/Heating)	High		60 / 61	65 / 65
	Outdoor (Cooling/Heating)	High		65 / 65	67 / 66
Airflow Rate	Indoor/Outdoor (Cooling)	High	m^3/h	980 / 2,350	1,170 / 3,240
	Indoor/Outdoor (Heating)	High		1,020 / 2,100	1,170 / 2,820
Net Dimensions H x W x D	Indoor		mm	280 × 980 × 240	280 × 980 × 240
Weight			kg	12.5	12.5
	Outdoor		mm	632 × 799 × 290	716 × 820 × 315
			kg	36	42
Remote Controller Type (Supplied With Unit)				Wireless	
Interconnecting Cable (Suggested cable size 1.5mm)				3 Core + Earth	
Suggested MCB Size			A	16	
Max. Operating Current	Cooling/Heating		A	9.5 / 13.5	13.5 / 16.0
Power Supply To				Outdoor	
Connection Pipe Diameter (Liquid/Gas)			Inch	1/4 & 1/2	
Max. Pipe Length (Pre-Charge)			m	25 (15)	30 (15)
Max. Height Difference				20	25
Refrigerant	Type (Global Warming Potential)			R32 (675)	
	Charge (CO2eq-T)		g	1020 (0.689)	1320 (0.891)
	Additional Charge		g/m	20	
Operating Range	Cooling		°CDB	-10 to 46	
	Heating			-15 to 24	
System List Price			**£**	**1,379**	**2,005**

Optional parts

* For optional parts compatibility of Intesis devices, please refer to the optional parts compatibility list page M-102 to M-103.

Wired Remote Controller (Design type):	UTY-RVRY	External switch controller:	UTY-TERX	Network Convertor for single split (DC power supply type):	UTY-VTGX
Compact wired remote controller:	UTY-RCRYZ1	Communication kit:	UTY-TWRXZ2*2	Network Convertor for single split (AC power supply type):	UTY-VTGXV
Wired remote controller (touch panel):	UTY-RNRYZ5	External connect kit:	UTY-XWZX	Silver Ion filter:	UTR-FA16-5
Simple remote controller (without operation mode):	UTY-RHRY		UTY-XWZXZ5*1	External input and output PCB*1:	UTY-XCSXZ2
Simple remote controller:	UTY-RSRY	WLAN adapter:	UTY-TFSXH3		
			FG-AC-WIF1Z1		

*1 It is required when 2 or more external input or output ports are used.
*2 It is required when a hard wired controller is connected.

Dimensions

(Unit: mm)

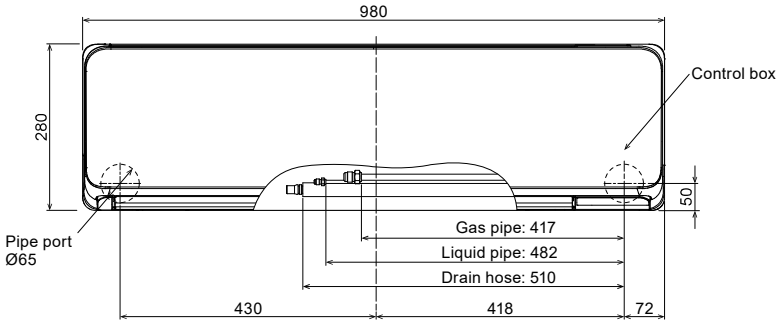

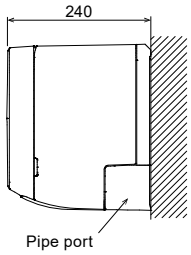

Wall-mounted type

Standard Range

High-Efficiency & Large Rooms

REFRIGERANT R32

Special Cooling

When it is necessary to be constantly cooled such as rooms with a high heat load, it is possible to operate the cooling with keeping performance even when the outside temperature is low.

*Wired remote controller (UTY-RNRYZ5) is required.
*Please note that we will not provide compensation for any damages suffered to your appliances or data as a result of using this function.
*Please use it in low-humidity environments.
Condensation and other problems may be caused when used in high-humidity environments.

Human sensor

The Human sensor monitors the movements of people in a room and operates the air conditioner at a lower capacity when people leave the room. When people come back to the room, it automatically returns to the previous operating mode.

Refrigerant cycle monitor (Option)

Wired Remote Controller (Touch Panel) will support to display some sensor values for maintenance and service support.

*Wired remote controller (UTY-RNRYZ5 or UTY-RVRY) is required.

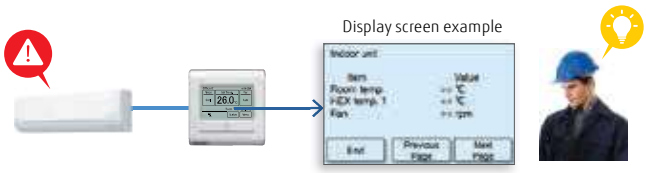

Smart device control (Option)

With the optional WLAN adapter installed in the air conditioner, you can control it from anywhere with your smart device.

* For more information about smart device control, please refer to the page C-020.

You need to install the AIRSTAGE Mobile app on your smart device in order to control the air conditioner.

Model: ASEH30KMTB / ASEH36KMTB

Wireless RC

Specifications

Model name	Indoor unit		ASEH30KMTB	ASEH36KMTB
	Outdoor unit		AOEH30KMTB	AOEH36KMTB
Power Source			Single phase, ~230V, 50Hz	
Capacity	Cooling	kW	8.0	9.4
	Heating	kW	8.8	10.1
UK Total Cooling / UK Sensible Cooling			7.55 / 8.87	5.82 / 6.70
Input Power	Cooling/Heating	kW	2.33 / 2.20	3.16 / 2.73
EER	Cooling	W/W	3.43	2.97
COP	Heating	W/W	4.00	3.70
Pdesign	Cooling/Heating (-10°C)	kW	8.0 / 6.5	9.4 / 7.1
SEER	Cooling	W/W	6.68	6.10
SCOP	Heating (Average)	W/W	4.50	4.50
Energy Efficiency Class	Cooling		A++	A++
	Heating (Average)		A+	A+
Annual Energy Consumption	Cooling	kWh/a	419	534
	Heating	kWh/a	1,994	2,189
Moisture Removal		l/h	2.6	3.8
Sound Pressure Level	Indoor (Cooling) H/M/L/Q	dB(A)	50 / 44 / 40 / 33	50 / 44 / 40 / 33
	Indoor (Heating) H/M/L/Q	dB(A)	49 / 44 / 39 / 33	49 / 44 / 39 / 33
	Outdoor (Cooling/Heating) High	dB(A)	53 / 55	55 / 55
Sound Power Level	Indoor (Cooling/Heating) High	dB(A)	65 / 65	65 / 65
	Outdoor (Cooling/Heating) High	dB(A)	68 / 69	70 / 70
Airflow Rate	Indoor/Outdoor (Cooling) High	m^3/h	1,330 / 3,750	1,330 / 3,750
	Indoor/Outdoor (Heating) High	m^3/h	1,330 / 3,750	1,330 / 3,750
Net Dimensions H x W x D	Indoor	mm	340 × 1,150 × 280	
Weight	Indoor	kg	18.5	
	Outdoor	mm	788 × 940 × 320	
	Outdoor	kg	52.0	
Remote Controller Type (Supplied With Unit)			Wireless	
Interconnecting Cable (Suggested cable size 1.5mm)			3 Core + Earth	
Suggested MCB Size		A	25	
Max. Operating Current	Cooling/Heating	A	21.0 / 21.0	21.5 / 21.5
Power Supply To			Outdoor	
Connection Pipe Diameter (Liquid/Gas)		Inch	3/8 & 5/8	
Max. Pipe Length (Pre-Charge)		m	50(30)	
Max. Height Difference		m	30	
Refrigerant	Type (Global Warming Potential)		R32(675)	
	Charge (CO2eq-T)	g	1900 (1.283)	
	Additional Charge	g/m	40	
Operating Range	Cooling	°CDB	-15to46	
	Heating	°CDB	-15to24	
System List Price		**£**	**2,373**	**2,532**

Optional parts

* For optional parts compatibility of Intesis devices, please refer to the optional parts compatibility list page M-102 to M-103.

Wired Remote Controller (Design type): UTY-RVRY
Compact wired remote controller: UTY-RCRYZ1
Wired remote controller (touch panel): UTY-RNRYZ5
Simple remote controller (without operation mode): UTY-RHRY
Simple remote controller: UTY-RSRY

External switch controller: UTY-TERX
Communication kit: UTY-TWRXZ2*2
External connect kit: UTY-XWZX
UTY-XWZXZ5*1
WLAN adapter: UTY-TFSXH3
FG-AC-WIF1Z1

Network Convertor for single split (DC power supply type): UTY-VTGX
Network Convertor for single split (AC power supply type): UTY-VTGXV
Silver Ion Filter: UTR-FA13-3
External input and output PCB*1: UTY-XCSXZ2

*1 It is required when 2 or more external input and output ports are used.
*2 It is required when a hard wired controller is connected.

Dimensions

(Unit: mm)

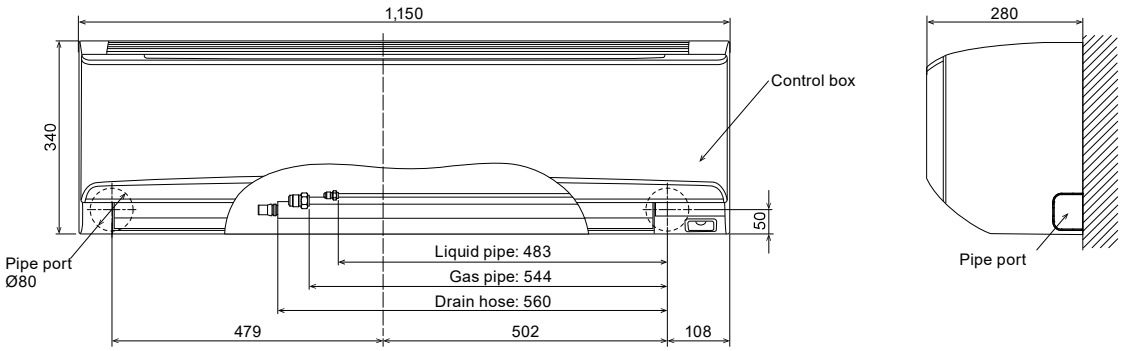

NEW

Wall-mounted type

Built-in WLAN adapter model
ECO+ Range
Compact Size

REFRIGERANT R32

ALL DC

Economy | Powerful | 10°C HEAT | Auto Changeover | Up/Down | Adjust | Restart | Sleep | Program | Weekly | Filter | LAN | Washable | Blue Fin

Elegant & smart square design

An elegant and smart type in the eco range.
The delicate shading of the ridge line makes the unit an accessory for the room.

High energy saving

The size of the heat exchanger has increased to improve performance, making it more powerful despite its compact size.

Rank
Cooling A++
Heating A+

SEER 7.8* SCOP 4.4

* 07 model

Comfortable airflow & Quiet operation

The large louver and the new air-blowing structure create a comfortable air flow that spreads all the way down to the user's feet with quiet operation.

Quiet & Comfort
20 dB(A)
Cooling only

Smart device control

A WLAN adapter is included as standard equipment.By installing the AIRSTAGE mobile app on your smart device, you can check and control the operating status of the air conditioner from anywhere indoors or outdoors.

* See page C-020 for details on smart device control.

AIRSTAGE Mobile



Highly efficient operation even at high outdoor temperatures

Operation Range
MAX 50 °C
(Cooling operation)

Even when installed in areas with high outdoor air temperatures (Max. 50°C*), it is comfortable because it can cool the interior well.

* suction temperature of the outdoor unit

Model: ASEH07KNCA / ASEH09KNCA / ASEH12KNCA

WLAN adapter
(Built-in)

AR-RPF4E

Wireless RC

Specifications

Model name	Indoor unit		ASEH07KNCA	ASEH09KNCA	ASEH12KNCA
	Outdoor unit		AOEH07KNCA	AOEH09KNCA	AOEH12KNCA
Power Source			Single phase, ~230 V, 50 Hz		
Capacity	Cooling	kW	2.0	2.5	3.4
	Heating	kW	2.5	2.8	3.8
UK Total Cooling / UK Sensible Cooling					
Input Power	Cooling/Heating	kW	0.50 / 0.58	0.74 / 0.70	1.05 / 1.02
EER	Cooling	W/W	4.00	3.38	3.24
COP	Heating	W/W	4.31	4.00	3.73
Pdesign	Cooling/Heating (-10°C)	kW	2.0 / 2.3	2.5 / 2.4	3.4 / 2.5
SEER	Cooling	W/W	7.8	7.4	7.0
SCOP	Heating (Average)	W/W	4.4	4.4	4.4
Energy Efficiency Class	Cooling		A++	A++	A++
	Heating (Average)		A+	A+	A+
Annual Energy Consumption	Cooling	kWh/a	90	118	170
	Heating	kWh/a	731	763	795
Moisture Removal		l/h	1.0	1.0	1.4
Sound Pressure Level	Indoor (Cooling) H/M/L/Q	dB(A)	36 / 33 / 29 / 20	38 / 35 / 29 / 20	40 / 36 / 32 / 20
	Indoor (Heating) H/M/L/Q	dB(A)	38 / 33 / 30 / 22	38 / 33 / 30 / 22	39 / 35 / 31 / 22
	Outdoor (Cooling/Heating) High	dB(A)	43 / 44	44 / 45	49 / 49
Sound Power Level	Indoor (Cooling/Heating) High	dB(A)	51 / 52	53 / 52	55 / 53
	Outdoor (Cooling/Heating) High	dB(A)	53 / 54	56 / 56	60 / 61
Airflow Rate	Indoor/Outdoor (Cooling) High	m^3/h	530 / 1,430	580 / 1,430	600 / 1,460
	Indoor/Outdoor (Heating) High	m^3/h	580 / 1,390	580 / 1,390	600 / 1,360
Net Dimensions H x W x D	Indoor	mm	270 × 784 × 222	270 × 784 × 222	270 × 784 × 222
Weight	Indoor	kg	9	9	9
	Outdoor	mm	541 × 663 × 290	541 × 663 × 290	541 × 663 × 290
	Outdoor	kg	22	22	24
Remote Controller Type (Supplied With Unit)			Wireless & Wi-Fi		
Interconnecting Cable (Suggested cable size 1.5mm)			3 Core + Earth		
Suggested MCB Size		A	10	10	10
Max. Operating Current	Cooling/Heating	A	6.5 / 9.0	6.5 / 9.0	6.5 / 9.0
Power Supply To			Outdoor		
Connection Pipe Diameter (Liquid/Gas)		Inch	1/4 & 3/8		
Max. Pipe Length (Pre-Charge)		m	20 (15)		
Max. Height Difference		m	15		
Refrigerant	Type (Global Warming Potential)		R32 (675)		
	Charge (CO2eq-T)	g	570 (0.385)		650 (0.439)
	Additional Charge	g/m	20		
Operating Range	Cooling	°CDB	-10 to 50		
	Heating	°CDB	-15 to 24		
System List Price		**£**	**710**	**758**	**854**

Optional parts

* For optional parts compatibility of Intesis devices, please refer to the optional parts compatibility list page M-102 to M-103.

Silver Ion Filter: UTR-FA16-5

Dimensions

(Unit: mm)

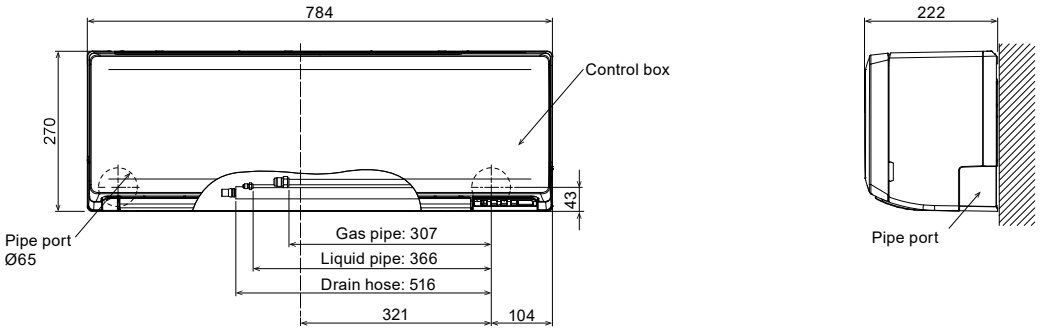

NEW

Wall-mounted type

ECO Range

Compact Size

REFRIGERANT R32

ALL DC

Economy | Powerful | Auto Changeover | Up/Down | Adjust | Restart | Sleep | Program | Filter | Washable | Blue Fin

Highly efficient operation even at high outdoor temperatures

Even when installed in areas with high outdoor air temperatures (Max. 52°C*), it is comfortable because it can cool the interior well.

*suction temperature of the outdoor unit

Rank A++

SEER 7.1*

*07 model

Operation Range MAX 52 °C

(Cooling operation)

MINIMAL SMART design

The new smart design eliminates mechanical elements and offers a sophisticated, premium impression.
Its compact size, with a width of 770 mm, allows for flexible installation in limited room space.

Comfortable airflow & Quiet operation

The large louver and the new air-blowing structure create a comfortable air flow that spreads all the way down to the user's feet with quiet operation.

Quiet & Comfort

21 dB(A)

Cooling only

Smart device control (Option)

With the optional WLAN adapter installed in the air conditioner, you can control it from anywhere with your smart device.

* For more information about smart device control, please refer to the page C-020.

AIRSTAGE Mobile

You need to install the AIRSTAGE Mobile app on your smart device in order to control the air conditioner.

WLAN adapter (USB)

Model: ASEH09KLTA / ASEH12KLTA

Wireless RC

Specifications

Model name	Indoor unit			ASEH09KLTA	ASEH12KLTA
	Outdoor unit			AOEH09KLTA	AOEH12KLTA
Power Source				Single phase, ~230 V, 50 Hz	
Capacity	Cooling		kW	2.5	3.4
	Heating			2.5	3.4
UK Total Cooling / UK Sensible Cooling					
Input Power	Cooling/Heating		kW	0.76 / 0.67	1.05 / 0.915
EER	Cooling		W/W	3.29	3.24
COP	Heating			3.73	3.72
Pdesign	Cooling/Heating (-10°C)		kW	2.5 / 2.3	3.4 / 2.5
SEER	Cooling		W/W	6.80	6.70
SCOP	Heating (Average)			4.10	4.10
Energy Efficiency Class	Cooling			A++	A++
	Heating (Average)			A+	A+
Annual Energy Consumption	Cooling		kWh/a	129	7.0 / 7.0
	Heating			786	178
Moisture Removal			l/h	0.55	854
Sound Pressure Level	Indoor (Cooling)	H/M/L/Q	dB(A)	43 / 36 / 29 / 21	1.26
	Indoor (Heating)	H/M/L/Q		43 / 37 / 32 / 23	43 / 37 / 30 / 21
	Outdoor (Cooling/Heating)	High		47 / 47	43 / 37 / 32 / 23
Sound Power Level	Indoor (Cooling/Heating)	High		55 / 55	50 / 50
	Outdoor (Cooling/Heating)	High		58 / 57	55 / 56
Airflow Rate	Indoor/Outdoor (Cooling)	High	m^3/h	620 / 1,650	60 / 61
	Indoor/Outdoor (Heating)	High		620 / 1,450	620 / 1,700
Net Dimensions H x W x D	Indoor		mm	250 × 770 × 218	250 × 770 × 218
Weight			kg	7.0	7.5
	Outdoor		mm	541 × 663 × 290	541 × 663 × 290
			kg	19	22
Remote Controller Type				Wireless	
Interconnecting Cable (Suggested cable size 1.5mm)				3 Core + Earth	
Suggested MCB Size			A	10	10
Max. Operating Current	Cooling/Heating		A	6.0 / 6.0	7.0 / 7.0
Power Supply To				Outdoor	
Connection Pipe Diameter (Liquid/Gas)			mm	1/4 & 3/8	
Max. Pipe Length (Pre-Charge)			m	20 (15)	
Max. Height Difference				15	
Refrigerant	Type (Global Warming Potential)			R32 (675)	
	Charge (CO2eq-T)		g	530 (0.358)	600 (0.405)
	Additional Charge		g/m		
Operating Range	Cooling		°CDB	10 to 52	
	Heating			-15 to 24	
System List Price			**£**	**660**	**750**

Optional parts

* For optional parts compatibility of Intesis devices, please refer to the optional parts compatibility list page M-102 to M-103.

WLAN adapter: UTY-TFSXH3
Silver Ion Filter: UTR-FA16-5

Dimensions

(Unit: mm)

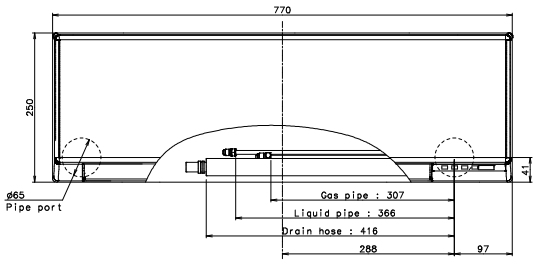

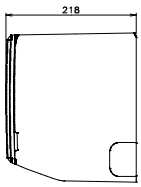

Wall-mounted type

ECO Range

Comfort for Large Rooms

REFRIGERANT R32

ALL DC

Economy | Powerful | Auto Changeover | Up/Down | Adjust | Restart | Sleep | Program | Filter | Washable

Narrow width & Compact design

Compact and versatile. Powerful airflow is realized despite the 790-mm width compact design for small spaces such as bedrooms or home offices.

Economy operation

Set temperature automatically increases or decreases by 1°C. The thermostat setting is adjusted automatically according to the room temperature to avoid unnecessary cooling or heating.

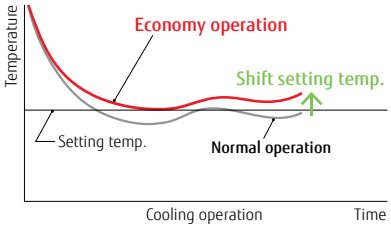

Powerful operation

In powerful operation mode, the compressor operates at maximum speed for 20 minutes to provide a powerful airflow. Rapid cooling and heating makes the room comfortable quickly.

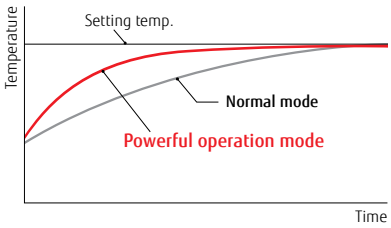

ON-OFF programmable timer

You can set ON/OFF or OFF/ON times depending on your lifestyle needs. (Setting time: 0.5, 1, 1.5, 2, 2.5, -----9.5, 10, 11, 12 hours)

Low ambient operation

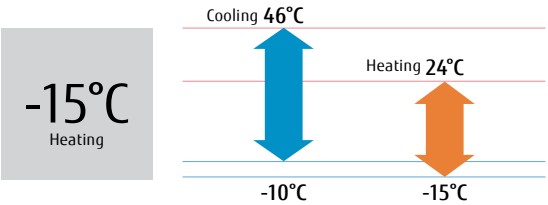

Model: ASEG18KLCA / ASEG24KLCA

Wireless RC

For ASEG18KLCA

For ASEG24KLCA

Specifications

Model name	Indoor unit			ASEG18KLCA	ASEG24KLCA
	Outdoor unit			AOEG18KLCA	AOEG24KLCA
Power Source				Single phase, ~230 V, 50 Hz	
Capacity	Cooling		kW	5.2	7.1
	Heating			6.3	8.0
UK Total Cooling / UK Sensible Cooling				4.95 / 3.69	6.80 / 4.63
Input Power	Cooling/Heating		kW	1.685 / 1.80	2.42 / 2.225
EER	Cooling		W/W	3.09	2.93
COP	Heating			3.50	3.60
Pdesign	Cooling/Heating (-10°C)		kW	5.20 / 4.80	7.10 / 7.10
SEER	Cooling		W/W	7.20	7.10
SCOP	Heating (Average)			4.30	4.00
Energy Efficiency Class	Cooling			A++	A++
	Heating (Average)			A+	A+
Annual Energy Consumption	Cooling		kWh/a	253	350
	Heating			1563	2485
Moisture Removal			l/h	1.9	3.1
Sound Pressure Level	Indoor (Cooling)	H/M/L/Q	dB(A)	47 / 44 / 40 / 35	51 / 45 / 38 / 33
	Indoor (Heating)	H/M/L/Q		50 / 45 / 41 / 37	52 / 45 / 41 / 37
	Outdoor (Cooling/Heating)	High		50 / 56	55 / 57
Sound Power Level	Indoor (Cooling/Heating)	High		60 / 65	64 / 65
	Outdoor (Cooling/Heating)	High		61 / 66	65 / 67
Airflow Rate	Indoor/Outdoor (Cooling)	High	m^3/h	865 / 1,830	1,040 / 2,885
	Indoor/Outdoor (Heating)	High		995 / 2,265	1,040 / 3,030
Net Dimensions H x W x D	Indoor		mm	293 × 790 × 249	293 × 790 × 249
Weight			kg	9.5	10
	Outdoor		mm	542 × 799 × 290	632 × 799 × 290
			kg	33	38
Remote Controller Type				Wireless	
Interconnecting Cable (Suggested cable size 1.5mm)				3 Core + Earth	
Suggested MCB Size			A	16	20
Max. Operating Current	Cooling/Heating		A	9.5 / 13.5	13.5 / 17.5
Power Supply To				Outdoor	
Connection Pipe Diameter (Liquid/Gas)			Inch	1/4 & 3/8	1/4 & 1/2
Max. Pipe Length (Pre-Charge)			m	25 (15)	30 (15)
Max. Height Difference				20	25
Refrigerant	Type (Global Warming Potential)			R32 (675)	
	Charge (CO2eq-T)		g	850 (0.574)	1100 (0.743)
	Additional Charge		g/m	20	
Operating Range	Cooling		°CDB	-10 to 46	
	Heating			-15 to 24	
System List Price			**£**	**1,128**	**1,695**

Optional parts

* For optional parts compatibility of Intesis devices, please refer to the optional parts compatibility list page M-102 to M-103.

WLAN Adaptor: FG-IR-WIFIZ1
Silver Ion Filter: UTR-FA16-5

Dimensions

(Unit: mm)

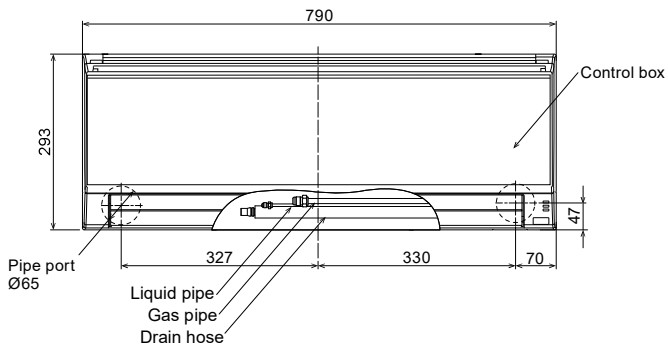

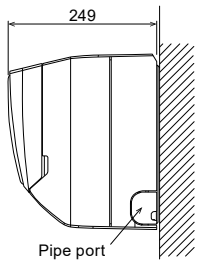

Compact Cassette

Compact 4-way Flow Series

Compact & Comfort

ALL DC

ECO Specifications

Model No.	Indoor unit			AUXG09KVLA	AUXG12KVLA	AUXG14KVLA	AUXG18KVLA	AUXG22KVLA	AUXG24KVLA
	Outdoor unit			AOEG09KATA	AOEG12KATA	AOEG14KATA	AOEG18KATA	AOEG22KATA	AOEG24KATA
Power Source				Single phase, ~230V, 50Hz					
Capacity	Cooling		kW	2.5	3.5	4.3	5.2	6.0	6.8
	Heating			3.2	4.1	5.0	6.0	7.0	7.5
UK Total Cooling / UK Sensible Cooling			kW	2.37 / 1.92	3.27 / 2.56	4.10 / 3.12	4.80 / 3.42	5.65 / 3.90	6.63 /4.74
Input Power	Cooling/Heating		kW	0.68 / 0.88	1.09 / 1.17	1.37 / 1.42	1.69 / 1.72	1.95 / 2.00	2.26 / 2.08
EER	Cooling		W/W	3.68	3.21	3.14	3.08	3.08	3.01
COP	Heating			3.64	3.50	3.52	3.49	3.50	3.61
Pdesign	Cooling/Heating(-10°C)		kW	2.5 / 2.3	3.5 / 2.8	4.3 / 3.2	5.2 / 3.8	6.0 / 4.4	6.8 / 5.4
SEER	Cooling		W/W	6.2	6.1	6.1	6.1	6.1	5.9
SCOP	Heating			4.0	4.0	4.0	3.9	3.9	3.8
Energy Efficiency Class	Cooling			A++	A++	A++	A++	A++	A+
	Heating			A+	A+	A+	A	A	A
Annual Energy Consumption	Cooling		kWh/a	141	201	247	298	344	403
	Heating			804	979	1,120	1,362	1,578	1,988
Moisture Removal			I/h	0.6	1.2	1.5	2.2	2.6	2.7
Sound Pressure Level	Indoor (Cooling)	H/M/L/Q	dB(A)	33 / 31 / 29 / 27	37 / 34 / 30 / 27	38 / 34 / 30 / 27	38 / 34 / 30 / 26	44 / 42 / 36 / 30	49 / 44 / 36 / 30
	Indoor (Heating)	H/M/L/Q		34 / 32 / 29 / 27	37 / 34 / 31 / 29	43 / 38 / 34 / 30	43 / 38 / 34 / 30	45 / 43 / 40 / 33	49 / 45 / 40 / 33
	Outdoor(Cooling/Heating)	High		47 / 48	49 / 50	50 / 51	51 / 52	52 / 53	54 / 55
Sound Power Level	Indoor(Cooling/Heating)	High		46 / 47	49 / 49	50 / 55	50 / 55	56 / 57	59 / 61
	Outdoor(Cooling/Heating)	High		60 / 60	62 / 62	63 / 63	63 / 64	64 / 65	66 / 67
Airflow Rate	Indoor / Outdoor (Cooling)	High	m^3/h	540 / 1,610	600 / 1,630	680 / 1,670	680 / 1,710	830 / 2,240	930 / 2,885
	Indoor / Outdoor (Heating)	High		540 / 1,550	600 / 1,410	800 / 1,580	800 / 1,840	860 / 2,240	930 / 2,350
Net Dimensions H x W x D	Indoor		mm	245 × 570 × 570	245 × 570 × 570	245 × 570 × 570	245 × 570 × 570	245 × 570 × 570	245 × 570 × 570
	Outdoor		mm	541 × 663 × 290	541 × 663 × 290	542 × 799 × 290	542 × 799 × 290	632 × 799 × 290	632 × 799 × 290
Weight	Indoor		kg	15	15	15	15	16	16
	Outdoor		kg	23	25	32	33	36	38
Remote Controller Type				NO CONTROLLER SUPPLIED WITH THESE UNITS PLEASE ORDER SEPARATELY					
Interconnecting Cable (Suggested cable size 1.5mm)				3 Core + Earth					
Suggested MCB Size			A	10	10	13	13	16	20
Max. Operating Current	Cooling/Heating		A	6.9 / 6.9	7.7 / 7.7	9.2 / 9.2	10.1 / 10.1	11.6 / 11.6	12.6 / 12.6
Power Supply To				Outdoor					
Connection Pipe Diameter (Liquid / Gas)			Inch	1/4 & 3/8	1/4 & 3/8	1/4 & 3/8	1/4 & 1/2	1/4 & 1/2	1/4 & 1/2
Max Pipe Length (Pre-Charge)			m	15 (15)	15 (15)	20 (15)	20 (15)	25 (15)	25(20)
Max Height Difference				15	15	15	15	20	20
Refrigerant	Type (Global Warming Potential)			R32 (675)					
	Charge (CO2eq-T)		g	600 (0.405)	700 (0.473)	850 (0.574)	900 (0.608)	1100 (0.743)	1250 (0.844)
	Additional Charge		g/m	-	-	20	20	20	20
Operation Range	Cooling		°CDB	-15 to 46					
	Heating			-15 to 24					
Cassette Grille	Model name			UTG-UFYF-W					
	Dimensions (H × W × D)		mm	49x620x620					
	Weight		kg	2.3					
System List Price (includes Grille & UTY-RNRYZ5 controller)			**£**	**1,410**	**1,500**	**1,681**	**1,860**	**2,033**	**2,194**

Easy maintenance

Maintenance is easy by removing the ceiling panel next to the grille, maintenance can be done, without the installation of a new inspection hole, so construction costs can be reduced.

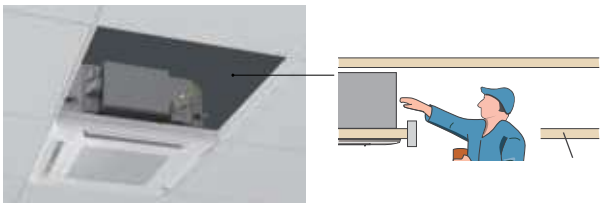

The air inlet grill can be installed in various directions, so maintenance is easy.

Model: AUXG09KVLA / AUXG12KVLA / AUXG14KVLA / AUXG18KVLA / AUXG22KVLA / AUXG24KVLA

For AUXG9/12/14KVLA

For AUXG18/22KVLA

For AUXG24KVLA

Standard Specifications

Model No.	Indoor unit		AUXG09KVLA	AUXG12KVLA	AUXG14KVLA	AUXG18KVLA	AUXG22KVLA	AUXG24KVLA
	Outdoor unit		AOEG09KBTB	AOEG12KBTB	AOEG14KBTB	AOEG18KBTB	AOEG22KBTB	AOEG24KBTB
Power Source			Single-phase, ~230V, 50Hz					
Capacity	Cooling	kW	2.5	3.5	4.3	5.2	6.0	6.8
	Heating	kW	3.2	4.1	5.0	6.0	7.0	7.5
UK Total Cooling / UK Sensible Cooling		kW	2.37 / 1.92	3.39 / 2.6	4.12 / 3.13	5.00 / 3.56	5.85 / 4.03	6.63 / 4.74
Input Power	Cooling/Heating	kW	0.55 / 0.79	0.93 / 1.08	1.28 / 1.32	1.60 / 1.66	1.82 / 1.87	2.21 / 2.03
EER	Cooling	W/W	4.57	3.76	3.36	3.25	3.30	3.08
COP	Heating	W/W	4.05	3.80	3.79	3.61	3.74	3.69
Pdesign	Cooling/Heating(-10°C)	kW	2.5 / 2.6	3.5 / 3.4	4.3 / 3.8	5.2 / 4.4	6.0 / 4.8	6.8 / 6.0
SEER	Cooling	W/W	6.70	6.60	6.50	6.60	6.60	6.10
SCOP	Heating (Average)	W/W	4.40	4.30	4.40	4.20	4.30	4.00
Energy Efficiency Class	Cooling		A++	A++	A++	A++	A++	A++
	Heating (Average)		A+	A+	A+	A+	A+	A+
Annual Energy Consumption	Cooling	kWh/a	131	186	231	275	318	390
	Heating	kWh/a	826	1,106	1,208	1,466	1,562	2,097
Moisture Removal		l/h	0.6	1.2	1.5	2.2	2.6	2.7
Sound Pressure Level	Indoor (Cooling) H/M/L/Q	dB(A)	33 / 31 / 29 / 27	37 / 34 / 30 / 27	38 / 34 / 30 / 27	38 / 34 / 30 / 26	44 / 42 / 36 / 30	49 / 44 / 36 / 30
	Indoor (Heating) H/M/L/Q	dB(A)	34 / 32 / 29 / 27	37 / 34 / 31 / 29	43 / 38 / 34 / 30	43 / 38 / 34 / 30	45 / 43 / 40 / 33	49 / 45 / 40 / 33
	Outdoor(Cooling/Heating) High	dB(A)	46 / 46	47 / 47	49 / 49	50 / 50	51 / 51	53 / 54
Sound Power Level	Indoor(Cooling/Heating) High	dB(A)	46 / 47	49 / 49	50 / 55	50 / 55	56 / 57	59 / 61
	Outdoor(Cooling/Heating) High	dB(A)	59 / 59	61 / 61	62 / 62	62 / 62	63 / 63	65 / 66
Airflow Rate	Indoor / Outdoor (Cooling) High	m^3/h	540 / 1,480	600 / 1,580	680 / 1,670	680 / 2,160	830 / 2,240	930 / 2,700
	Indoor / Outdoor (Heating) High	m^3/h	540 / 1,410	600 / 1,520	800 / 1,580	800 / 1,830	860 / 1,960	930 / 2,700
Net Dimensions H x W x D	Indoor	mm	245 x 570 x 570	245 x 570 x 570	245 x 570 x 570	245 x 570 x 570	245 x 570 x 570	245 x 570 x 570
	Outdoor	mm	542 x 799 x 290	542 x 799 x 290	542 x 799 x 290	632 x 799 x 290	632 x 799 x 290	716 x 820 x 315
Weight	Indoor	kg	15	15	15	15	16	16
	Outdoor	kg	3	33	33	36	38	42
Remote Controller Type			NO CONTROLLER SUPPLIED WITH THESE UNITS PLEASE ORDER SEPARATELY					
Interconnecting Cable (Suggested cable size 1.5mm)			3 Core + Earth					
Suggested MCB Size		Amp	10	10	16	16	16	16
Max. Operating Current	Cooling/Heating	A	7.9	9.7	10.2	12.1	12.6	13.6
Power Supply To			Outdoor					
Connection Pipe Diameter (Liquid / Gas)		Inch	1/4 & 3/8			1/4 & 1/2		
Max Pipe Length (Pre-Charge)		m	20 (15)	25 (15)		30 (20)		
Max Height Difference		m	15	20		20	25	
Refrigerant	Type (Global Warming Potential)		R32 (675)					
	Charge (CO2eq-T)	g	850 (0.574)			1020 (0.689)	1250 (0.844)	
	Additional Charge	g/m	20					
Operation Range	Cooling	°CDB	-15 to 46					
	Heating	°CDB	-15 to 24					
Cassette Grille Included	Model name		UTG-UFYF-W					
	Dimensions (H × W × D)	mm	49x620x620					
	Weight	kg	2.3					
System List Price (includes Grille & UTY-RNRYZ5 controller)		**£**	**1,599**	**1,705**	**1,922**	**2,105**	**2,355**	**2,551**

Optional parts

* For optional parts compatibility of Intesis devices, please refer to the optional parts compatibility list page M-102 to M-103.

Wired Remote Controller (Design type):	UTY-RVRY	External Switch Controller:	UTY-TERX	Network Convertor for single split (DC power supply type):	UTY-VTGX
Compact Wired Remote Controller:	UTY-RCRYZ1	Wireless LAN Interface:	UTY-TFSXJ3	Network Convertor for single split (AC power supply type):	UTY-VTGXV
Wired Remote Controller (Touch Panel):	UTY-RNRYZ5		FG-AC-WIF1Z1	Fresh Air Intake Kit:	UTZ-VXAA
Wired Remote Controller:	UTY-RVNYM	KNX® Convertor:	UTY-VKSX	External input and output PCB:	UTY-XCSX
Simple Remote Controller (Without operation mode):	UTY-RHRY	MODBUS® Convertor	UTY-VMSX	External input and output PCB Box:	UTZ-GXRA
Simple Remote Controller:	UTY-RSRY	BACnet® Converter:	FG-AC-BAC1Z1	Silver Ion Filter:	UTD-HFAA
Wireless Remote Controller:	UTY-LNTY	External Connect Kit:	UTY-XWZXZG		

Dimensions

(Unit : mm)

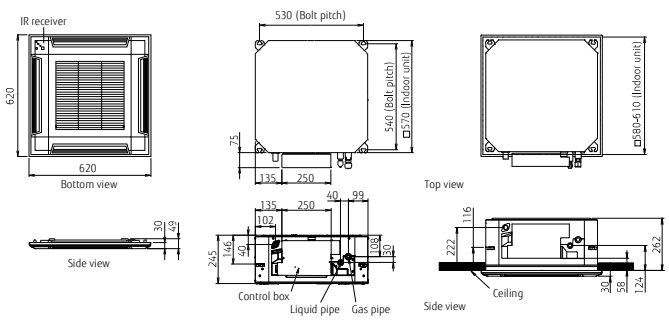

Cassette

Circular Flow Series

Comfort for Large Room

REFRIGERANT R32

UTG-UKYA-B
Black Grille

ALL DC

Economy | Set Temp. | Return | Auto Changeover | Up/Down | Adjust | Restart | Duct | Distributing | Individual | Auto OFF | Weekly | Filter | On/Off | Drain Pump | Blue Fin

ECO Specifications

Model No.	Indoor unit			AUXG18KRLB	AUXG22KRLB	AUXG24KRLB	AUXG30KRLB	AUXG36KRLB	AUXG45KRLB	AUXG54KRLB	AUXG36KRLB	AUXG45KRLB	AUXG54KRLB
	Outdoor unit			AOEG18KATA	AOEG22KATA	AOEG24KATA	AOEG30KATA	AOEG36KATA	AOEG45KATA	AOEG54KATA	AOEG36KQTA	AOEG45KQTA	AOEG54KQTA
Power Source				Single phase, ~230V, 50Hz							3 phase, ~400V, 50Hz		
Capacity	Cooling		kW	5.2	6.0	6.8	8.5	9.5	12.1	13.4	9.5	12.1	13.4
	Heating		kW	6.0	7.0	7.5	10.0	10.8	13.5	15.5	10.8	13.5	15.5
UK Total Cooling / UK Sensible Cooling			kW	4.80 / 3.86	5.65 / 4.16	6.63 / 4.74	8.08 / 5.77	9.03 / 6.49	11.54 / 8.56	12.78 / 9.23	9.03 / 6.49	11.54 / 8.56	12.78 / 9.23
Input Power	Cooling/Heating		kW	1.60/1.66	1.85/1.93	2.12/1.97	2.56/2.64	3.06/2.58	4.32/3.77	4.87/4.86	3.06/2.58	4.32/3.77	4.87/4.86
EER	Cooling		W/W	3.25	3.24	3.21	3.32	3.10	2.80	2.75	3.10	2.80	2.75
COP	Heating		W/W	3.61	3.63	3.81	3.79	4.19	3.58	3.19	4.19	3.58	3.19
Pdesign	Cooling/Heating(-10°C)		kW	5.2/3.8	6.0/4.4	6.8/5.4	8.5/8.0	9.5/8.7	-	-	9.5/8.7	-	-
SEER	Cooling		W/W	6.2	6.2	6.1	6.1	6.1	5.4*	6.0*	6.1	5.4*	6.0*
SCOP	Heating		W/W	4.1	4.1	4.0	4.0	4.0	3.8*	3.85*	4.0	3.8*	3.85*
Energy Efficiency Class	Cooling			A++	A++	A++	A++	A++	-	-	A++	-	-
	Heating			A+	A+	A+	A+	A+	-	-	A+	-	-
Annual Energy Consumption	Cooling		kWh/a	293	338	390	488	545	-	-	545	-	-
	Heating		kWh/a	1,297	1,502	1,887	2,794	3,044	-	-	3,044	-	-
Moisture Removal			l/h	1.5	2.2	2.7	2.5	3.3	4.5	5.0	3.3	4.5	5.0
Sound Pressure Level	Indoor (Cooling)	H/M/L/Q	dB(A)	33/32/31/28	33/32/31/28	35/33/32/29	40/38/36/33	44/41/38/34	46/42/39/35	47/43/40/36	44/41/38/34	46/42/39/35	47/43/40/36
	Indoor (Heating)	H/M/L/Q	dB(A)	33/32/31/28	33/32/31/28	35/33/32/29	40/38/36/33	44/41/38/34	46/42/39/35	47/43/40/36	44/41/38/34	46/42/39/35	47/43/40/36
	Outdoor(Cooling/Heating)	High	dB(A)	51/52	52/53	54/55	53/55	55/55	58/59	58/61	55/55	60/60	61/61
Sound Power Level	Indoor(Cooling/Heating)	High	dB(A)	47/47	49/49	49/49	54/54	58/58	60/60	61/61	58/58	-/-	-/-
	Outdoor(Cooling/Heating)	High	dB(A)	63/64	64/65	66/67	68/69	70/70	72/73	74/75	70/70	72/73	74/75
Airflow Rate	Indoor / Outdoor (Cooling)	High	m^3/h	1,050/1,710	1,050/2,240	1,150/2,885	1,600/3,750	1,870/3,750	2,000/4,450	2,100/4,450	1,870/3,750	2,000/4,450	2,100/4,450
	Indoor / Outdoor (Heating)	High	m^3/h	1,050/1,840	1,050/2,240	1,150/2,350	1,600/3,750	1,870/3,750	2,000/4,450	2,100/4,780	1,870/3,750	2,000/4,450	2,100/4,780
Net Dimensions H x W x D	Indoor		mm	246×840×840							288×840×840		
	Outdoor		mm	542×799×290	632×799×290		788×940×320		998×940×320		788×940×320	998×940×320	
Weight	Indoor		kg	23	23	24	26	29	29	29	29	29	29
	Outdoor		kg	33	36	38	52	52	61	63	53	62	63
Remote Controller Type				UTY-RNRYZ5 Touch Panel Hard Wired Controller (Included with Grille)									
Interconnecting Cable (Suggested cable size 1.5mm)				3 Core + Earth									
Suggested MCB Size			A	13	16	20	25	25	32	32	16	16	16
Max. Operating Current	Cooling/Heating		A	10.1	11.6	12.6	22.5	22.5	28.1	28.1	10.5	13.6	13.6
Power Supply To				Outdoor									
Connection Pipe Diameter (Liquid / Gas)			Inch	1/4 & 1/2			3/8 & 5/8				3/8 & 5/8		
Max Pipe Length (Pre-Charge)			m	20 (15)	25 (15)	25(20)	30(30)				30(30)		
Max Height Difference			m	15	20	20	30				30		
Refrigerant	Type (Global Warming Potential)			R32 (675)							R32 (675)		
	Charge (CO2eq-T)		g	900 (0.608)	1100 (0.743)	1250 (0.844)	1900 (1.283)	1900 (1.283)	2400 (1.620)	2400 (1.620)	1900 (1.283)	2400 (1.620)	2400 (1.620)
	Additional Charge		g/m	20	20	20	-	-	-	-	-	-	-
Operation Range	Cooling		°CDB	-10 to 46							-10 to 46		
	Heating		°CDB	-15 to 24							-15 to 24		
Cassette Grille	Model name			UTG-UKYA-W (Wired remote controller UTY-RNRYZ5 included)									
	Dimensions (H × W × D)		mm	53×950×950							53×950×950		
	Weight		kg	6.0							6.0		
System List Price (includes Grille & UTY-RNRYZ5 controller)			**£**	**1,859**	**2,039**	**2,211**	**2,390**	**2,697**	**2,997**	**3,496**	**2,887**	**3,205**	**3,706**

* calculated result

Various cassette grilles

Both black and white grilles are available. Three types of grilles are available: a white grille with a remote controller; a white grille without a remote controller; and a black grille without a remote controller.
Select to match the atmosphere and/or usage of the room.

UTG-UKYA-W
White Grille
Wired remote controller (touch panel)

UTG-UKYA-B
Black Grille

UTG-UKYC-W
White Grille

Model: AUXG18KRLB / AUXG22KRLB / AUXG24KRLB / AUXG30KRLB / AUXG36KRLB / AUXG45KRLB / AUXG54KRLB
AUXG36KRLB [3 phase] / AUXG45KRLB [3 phase] / AUXG54KRLB [3 phase]

AUXG18/22/24KRLB

AUXG30/36/45/54KRLB

For AUXG18/22KRLB

For AUXG24KRLB

For AUXG30/36KRLB

For AUXG45/54KRLB

Standard Specifications

Model No.	Indoor unit		AUXG18KRLB	AUXG22KRLB	AUXG24KRLB	AUXG30KRLB	AUXG36KRLB	AUXG45KRLB	AUXG54KRLB	AUXG36KRLB	AUXG45KRLB	AUXG54KRLB
	Outdoor unit		AOEG18KBTB	AOEG22KBTB	AOEG24KBTB	AOEG30KBTB	AOEG36KBTB	AOEG45KBTB	AOEG54KBTB	AOEG36KRTA	AOEG45KRTA	AOEG54KRTA
Power Source			Single-phase, ~230V, 50Hz							3 phase, ~400V, 50Hz		
Capacity	Cooling	kW	5.2	6.0	6.8	8.5	9.5	12.1	13.4	9.5	12.1	13.4
	Heating	kW	6.0	7.0	7.5	10.0	10.8	13.5	15.5	10.8	13.5	15.5
UK Total Cooling / UK Sensible Cooling		kW	5.01/4.03	5.85/4.30	6.63/4.74	8.08/8.77	9.05/6.49	11.54/8.56	12.73/9.23	9.03 / 6.49	11.54 / 8.56	12.78 / 9.23
Input Power	Cooling/Heating	kW	1.36/1.58	1.71/1.82	1.89/1.90	2.44/2.51	2.91/2.45	3.61/3.21	4.41/4.16	2.91/2.45	3.61/3.21	4.41/4.16
EER	Cooling	W/W	3.82	3.51	3.60	3.49	3.26	3.35	3.04	3.26	3.35	3.04
COP	Heating	W/W	3.80	3.85	3.95	3.98	4.40	4.20	3.73	4.40	4.20	3.73
Pdesign	Cooling/Heating(-10°C)	kW	5.2/4.4	6.0/4.8	6.8/6.0	8.5/8.0	9.5/8.7	-	-	9.5 / 8.7	-	-
SEER	Cooling	W/W	7.00	7.00	6.60	6.70	6.55	6.65*	6.53*	6.55	6.65*	6.53*
SCOP	Heating (Average)	W/W	4.30	4.40	4.20	4.30	4.30	4.33*	4.31*	4.30	4.33*	4.31*
Energy Efficiency Class	Cooling		A++	A++	A++	A++	A++	-	-	A++	-	-
	Heating (Average)		A+	A+	A+	A+	A+	-	-	A+	-	-
Annual Energy Consumption	Cooling	kWh/a	260	300	360	444	507	-	-	507	-	-
	Heating	kWh/a	1,431	1,527	1,999	2,601	2,828	-	-	2,828	-	-
Moisture Removal		l/h	1.5	2.2	2.7	2.5	3.3	4.5	5.0	3.3	4.5	5.0
Sound Pressure Level	Indoor (Cooling) H/M/L/Q	dB(A)	33/32/31/28	33/32/31/28	35/33/32/29	40/38/36/33	44/41/38/34	46/42/39/35	47/43/40/36	44/41/38/34	46/42/39/35	47/43/40/36
	Indoor (Heating) H/M/L/Q	dB(A)	33/32/31/28	33/32/31/28	35/33/32/29	40/38/36/33	44/41/38/34	46/42/39/35	47/43/40/36	44/41/38/34	46/42/39/35	47/43/40/36
	Outdoor(Cooling/Heating) High	dB(A)	50/50	51/51	53/54	53/55	55/55	57/57	57/59	55/55	57/57	57/59
Sound Power Level	Indoor(Cooling/Heating) High	dB(A)	47/47	49/49	49/49	54/54	58/58	60/60	61/61	58/58	60/60	61/61
	Outdoor(Cooling/Heating) High	dB(A)	62/62	63/63	65/66	68/69	70/70	71/71	73/73	70/70	71/71	73/73
Airflow Rate	Indoor / Outdoor (Cooling) High	m^3/h	1,050/2,160	1,050/2,240	1,150/2,700	1,600/3,750	1,870/3,750	2,000/4,450	2,100/4,450	1,870/3,750	2,000/4,450	2,100/4,450
	Indoor / Outdoor (Heating) High	m^3/h	1,050/1,830	1,050/1,960	1,150/2,700	1,600/3,750	1,870/3,750	2,000/4,450	2,100/4,450	1,870/3,750	2,000/4,450	2,100/4,450
Net Dimensions H x W x D	Indoor	mm	246x840x840							288x840x840		
	Outdoor	mm	632x799x290		716x820x315	788x940x320		998x940x320		788x940x320	998x940x320	
Weight	Indoor	kg	23	23	24	26	29	29	29	29	29	29
	Outdoor	kg	36	38	42	52	52	67	67	53	67	67
Remote Controller Type			Touch Panel Hard Wired Controller (Included with Grille)									
Interconnecting Cable (Suggested cable size 1.5mm)			3 Core + Earth									
Suggested MCB Size		A	16	16	16	25	25	30	30	16	16	16
Max. Operating Current	Cooling/Heating	A	12.1	12.6	13.6	22.6	22.6	28.5	28.5	10.5	14.0	14.0
Power Supply To			Outdoor									
Connection Pipe Diameter (Liquid / Gas)		Inch	1/4 & 1/2			3/8 & 5/8				3/8 & 5/8		
Max Pipe Length (Pre-Charge)		m	30 (20)			50 (30)				50 (30)		
Max Height Difference		m	20	25		30				30		
Refrigerant	Type (Global Warming Potential)		R32 (675)							R32 (675)		
	Charge (CO2eq-T)	g	1020 (0.689)	1250 (0.844)		1900 (1.283)		2700 (1.823)		1900 (1.283)	2700 (1.283)	
	Additional Charge	g/m	20	20		40		40		40	40	
Operation Range	Cooling	°CDB	-15 to 46							-15 to 46		
	Heating	°CDB	-15 to 24							-15 to 24		
Cassette Grille	Model Name		UTG-UKYA-W (Wired remote controller UTY-RNRYZ5 included)									
	Dimensions (H × W × D)	mm	53x950x950							53x950x950		
	Weight	kg	6.0							6.0		
System List Price (includes Grille & UTY-RNRYZ5 controller)		**£**	**2,104**	**2,361**	**2,568**	**2,806**	**3,215**	**3,487**	**4,064**	**3,236**	**3,584**	**4,087**

* calculated result

Optional parts

* For optional parts compatibility of Intesis devices, please refer to the optional parts compatibility list page M-102 to M-103.

Wired Remote Controller (Design type):	UTY-RVRY
Compact Wired Remote Controller:	UTY-RCRYZ1
Wired Remote Controller (Touch Panel):	UTY-RNRYZ5
Wired Remote Controller:	UTY-RVNYM
Simple Remote Controller (Without operation mode):	UTY-RHRY
Simple Remote Controller:	UTY-RSRY
Wireless Remote Controller:	UTY-LNTY
IR Receiver Unit:	UTY-LBTYC
Human Sensor Kit:	UTY-SHZXC
External Switch Controller:	UTY-TERX
Wireless LAN Interface:	UTY-TFSXJ3
	FG-AC-WIF1Z1
KNX® Convertor:	UTY-VKSX
MODBUS® Convertor:	UTY-VMSX
BACnet® Converter:	FG-AC-BAC1Z1
Fresh Air Intake Kit:	UTZ-VXRA
External Connect Kit:	UTY-XWZXZG
Cassette Grille:	UTG-UKYA-B
	UTG-UKYC-W
Network Convertor for single split (DC power supply type):	UTY-VTGX
Network Convertor for single split (AC power supply type):	UTY-VTGXV
External input and output PCB:	UTY-XCSX
External input and output PCB Box:	UTZ-GXRA
Silver Ion Filter:	UTD-HFRA
(Outdoor unit 30/36/45/54)	
External Connect Kit:	UTY-XWZXZ3

Dimensions

(Unit : mm)

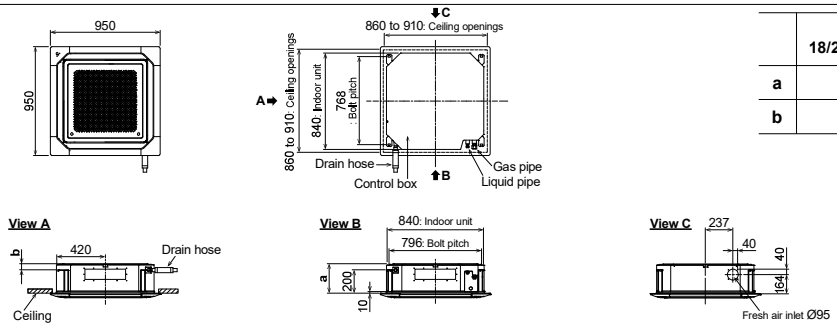

	AUXG 18/22/24KRLB	AUXG 30/36/45/54KRLB
a	256	298
b	56	98

Slim Duct

Slim & Comfort

REFRIGERANT R32

ALL DC

Economy | Return | Auto Changeover | Adjust | Restart | Auto OFF | Weekly | +Setback | Filter | On/Off | Drain Pump

ECO Specifications

Model No.	Indoor unit		ARXG09KLLAP	ARXG12KLLAP	ARXG14KLLAP	ARXG18KLLAP
	Outdoor unit		AOYG09KATA	AOYG12KATA	AOYG14KATA	AOYG18KATA
Power Source			Single phase, ~230V, 50Hz			
Capacity	Cooling	kW	2.5	3.5	4.3	5.2
	Heating	kW	3.2	4.1	5.0	6.0
UK Total Cooling / UK Sensible Cooling		kW	2.37 / 1.86	3.27 / 2.49	4.10 / 3.12	4.80 / 3.54
Input Power	Cooling/Heating	kW	0.69 / 0.88	1.09 / 1.17	1.37 / 1.42	1.66 / 1.71
EER	Cooling	W/W	3.62	3.21	3.14	3.13
COP	Heating	W/W	3.64	3.50	3.52	3.51
Pdesign	Cooling/Heating(-10°C)	kW	2.5 / 2.3	3.5 / 2.8	4.3 / 3.2	5.2 / 3.8
SEER	Cooling	W/W	5.9	5.8	5.6	5.8
SCOP	Heating	W/W	3.8	3.8	3.8	3.8
Energy Efficiency Class	Cooling		A+	A+	A+	A+
	Heating		A	A	A	A
Annual Energy Consumption	Cooling	kWh/a	148	211	269	313
	Heating	kWh/a	847	1,031	1,177	1,398
Moisture Removal		l/h	0.7	1.3	1.5	2.0
Sound Pressure Level	Indoor (Cooling) H/M/L/Q	dB(A)	28 / 27 / 26 / 25	29 / 28 / 26 / 25	32 / 30 / 28 / 26	32 / 30 / 29 / 27
	Indoor (Heating) H/M/L/Q	dB(A)	28 / 26 / 25 / 24	29 / 28 / 26 / 24	32 / 30 / 28 / 25	32 / 30 / 29 / 27
	Outdoor(Cooling/Heating) High	dB(A)	47 / 48	49 / 50	50 / 51	51 / 52
Sound Power Level	Indoor(Cooling/Heating) High	dB(A)	57 / 57	58 / 58	60 / 60	58 / 58
	Outdoor(Cooling/Heating) High	dB(A)	60 / 60	62 / 62	63 / 63	63 / 64
Airflow Rate	Indoor / Outdoor (Cooling) High	m^3/h	600 / 1,610	650 / 1,630	800 / 1,670	940 / 1,710
	Indoor / Outdoor (Heating) High	m^3/h	600 / 1,550	650 / 1,410	800 / 1,580	940 / 1,840
Static pressure range (Standard)		Pa	0 to 90 (25)	0 to 90 (25)	0 to 90 (25)	0 to 90 (25)
Net Dimensions H x W x D	Indoor	mm	198 × 700 × 620	198 × 700 × 620	198 × 700 × 620	198 × 900 × 620
	Outdoor	mm	541 × 663 × 290	541 × 663 × 290	542 × 799 × 290	542 × 799 × 290
Weight	Indoor	kg	17	17	17	20
	Outdoor	kg	23	25	32	33
Remote Controller Type			NO CONTROLLER SUPPLIED WITH THESE UNITS PLEASE ORDER SEPARATELY			
Interconnecting Cable (Suggested cable size 1.5mm)			3 Core + Earth			
Suggested MCB Size		A	10	10	13	13
Max. Operating Current	Cooling/Heating	A	6.9	7.7	9.2	10.1
Power Supply To			Outdoor			
Connection Pipe Diameter (Liquid / Gas)		Inch	1/4 & 3/8	1/4 & 3/8	1/4 & 3/8	1/4 & 1/2
Max Pipe Length (Pre-Charge)		m	15 (15)	15 (15)	20 (15)	20 (15)
Max Height Difference		m	15	15	15	15
Refrigerant	Type (Global Warming Potential)		R32 (675)			
	Charge (CO2eq-T)	g	600 (0.405)	700 (0.473)	850 (0.574)	900 (0.608)
	Additional Charge	g/m	-	-	20	20
Operation Range	Cooling	°CDB	-10 to 46			
	Heating	°CDB	-15 to 24			
System List Price (includes UTY-RNRYZ5 controller)			**1,354**	**1,444**	**1,637**	**1,869**

Auto Louvre Grille Kit (Option)

Simple flat Auto Louvre will provide comfort airflow and harmonise with luxury interior.

Height
198 mm
Drain pump built-in

Slim design

The slim design allows installations where ceilings are narrow. Drain hose as standard accessory

Model : ARXG09KLLAP / ARXG12KLLAP / ARXG14KLLAP / ARXG18KLLAP

ARXG09/12/14KLLAP

ARXG18KLLAP

For ARXG09/12/14KLLAP

For ARXG18KLLAP

Standard Specifications

Model No.	Indoor unit		ARXG09KLLAP	ARXG12KLLAP	ARXG14KLLAP	ARXG18KLLAP
	Outdoor unit		AOEG09KBTB	AOEG12KBTB	AOEG14KBTB	AOEG18KBTB
Power Source			Single-phase, ~230V, 50Hz			
Capacity	Cooling	kW	2.5 (0.9-3.2)	3.5 (0.9-4.4)	4.3 (0.9-5.4)	5.2 (0.9-5.9)
	Heating		3.2 (0.9-4.7)	4.1 (0.9-5.7)	5.0 (0.9-6.5)	6.0 (0.9-7.5)
UK Total Cooling / UK Sensible Cooling			2.37 / 1.86	3.39 / 2.54	4.12 / 3.13	5.01 / 3.69
Input Power	Cooling/Heating	kW	0.60 / 0.79	0.93 / 1.08	1.28 / 1.32	1.55 / 1.62
EER	Cooling	W/W	4.17	3.76	3.36	3.35
COP	Heating		4.05	3.80	3.79	3.70
Pdesign	Cooling/Heating(-10°C)	kW	2.5 / 2.6	3.5 / 3.4	4.3 / 3.8	5.2 / 4.4
SEER	Cooling	W/W	6.20	6.10	5.80	6.20
SCOP	Heating		4.30	4.00	3.90	4.10
Energy Efficiency Class	Cooling		A++	A++	A+	A++
	Heating		A+	A+	A	A+
Annual Energy Consumption	Cooling	kWh/a	141	201	259	293
	Heating		845	1,189	1,362	1,501
Moisture Removal		l/h	0.7	1.3	1.5	2.0
Sound Pressure Level	Indoor (Cooling) H/M/L/Q	dB(A)	28 / 27 / 26 / 25	29 / 28 / 26 / 25	32 / 30 / 28 / 26	32 / 30 / 29 / 27
	Indoor (Heating) H/M/L/Q		28 / 26 / 25 / 24	29 / 28 / 26 / 24	32 / 30 / 28 / 25	32 / 30 / 29 / 27
	Outdoor(Cooling/Heating) High		46 / 46	47 / 47	49 / 49	50 / 50
Sound Power Level	Indoor(Cooling/Heating) High		57/57	58/58	60/60	58/58
	Outdoor(Cooling/Heating) High		59 / 59	61 / 61	62 / 62	62 / 62
Airflow Rate	Indoor / Outdoor (Cooling) High	m^3/h	600 / 1,480	650 / 1,580	800 / 1,670	940 / 2,160
	Indoor / Outdoor (Heating) High		600 / 1,410	650 / 1,520	800 / 1,580	940 / 1,830
Static pressure range (Standard)		Pa	0 to 90 (25)	0 to 90 (25)	0 to 90 (25)	0 to 90 (25)
Net Dimensions H x W x D	Indoor	mm	198 x 700 x 620	198 x 700 x 620	198 x 700 x 620	198 x 900 x 620
	Outdoor	mm	542 x 799 x 290	542 x 799 x 290	542 x 799 x 290	632 x 799 x 290
Weight	Indoor	kg	17	17	17	20
	Outdoor	kg	32	33	33	36
Remote Controller Type			NO CONTROLLER SUPPLIED WITH THESE UNITS PLEASE ORDER SEPARATELY			
Interconnecting Cable (Suggested cable size 1.5mm)			3 Core + Earth			
Suggested MCB Size		A	10	10	16	16
Max. Operating Current	Cooling/Heating	A	7.9	9.7	10.2	12.1
Power Supply To			Outdoor			
Connection Pipe Diameter (Liquid / Gas)		Inch	1/4 & 3/8	1/4 & 3/8		1/4 & 1/2
Max Pipe Length (Pre-Charge)		m	20 (15)	25 (15)		30 (20)
Max Height Difference			15	20		20
Refrigerant	Type (Global Warming Potential)		R32 (675)			
	Charge (CO2eq-T)	g	850 (0.574)			1020 (0.689)
	Additional Charge	g/m	20			20
Operation Range	Cooling	°CDB	-15 to 46			
	Heating		-15 to 24			
System List Price (includes UTY-RNRYZ5 controller)		**£**	**1,543**	**1,649**	**1,878**	**2,114**

Optional parts

* For optional parts compatibility of Intesis devices, please refer to the optional parts compatibility list page M-102 to M-103.

Wired Remote Controller (Design type):	UTY-RVRY	WLAN adapter:	UTY-TFSXJ3	Network Convertor for single split (DC power supply type):	UTY-VTGX
Compact Wired Remote Controller:	UTY-RCRYZ1		FG-AC-WIF1Z1	Network Convertor for single split (AC power supply type):	UTY-VTGXV
Wired Remote Controller (touch panel):	UTY-RNRYZ5	Silver Ion Filter:	UTD-HFTA (09-14)	Fresh Air Intake Kit:	UTZ-VXAA
Wired Remote Controller:	UTY-RVNYM		UTD-HFTB (18)	Auto Louvre Grille Kit:	UTD-GXSA-W (09-14)
Simple Remote Controller (without operation mode):	UTY-RHRY	External Switch Controller:	UTY-TERX		UTD-GXSB-W (18)
Simple Remote Controller:	UTY-RSRY	KNX® Convertor:	UTY-VKSX	IR Receiver Unit:	UTY-LBTYM
Wireless Remote Controller:	UTY-LNTY	MODBUS® Convertor:	UTY-VMSX	External Connect Kit:	UTY-XWZXZG
IR Receiver Unit:	UTY-LBTYM	BACnet® Converter:	FG-AC-BAC1Z1		

Dimensions

(Unit : mm)

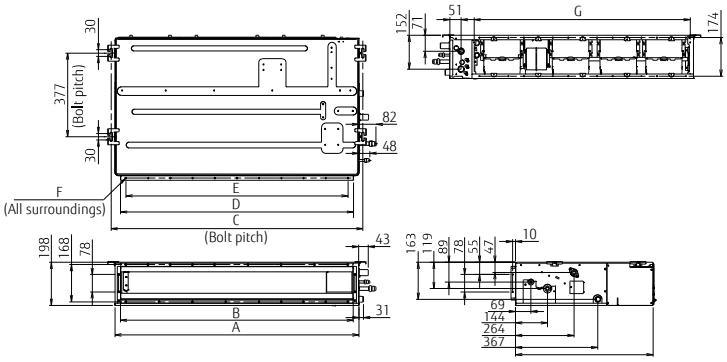

	ARXG09/12/14KLLAP	ARXG18KLLAP
A	700	900
B	650	850
C	734	934
D	650	850
E	P100x6=600	P100x8=800
F	18xØ5	22xØ5
G	574	774

Medium Static Pressure Duct

Compact Size

ALL DC

(30)

High-efficiency & Quiet operation

The combination of the V-shaped heat exchanger, air stabilizer, and the high-efficiency DC fan motor enable high-efficiency and quiet operation.

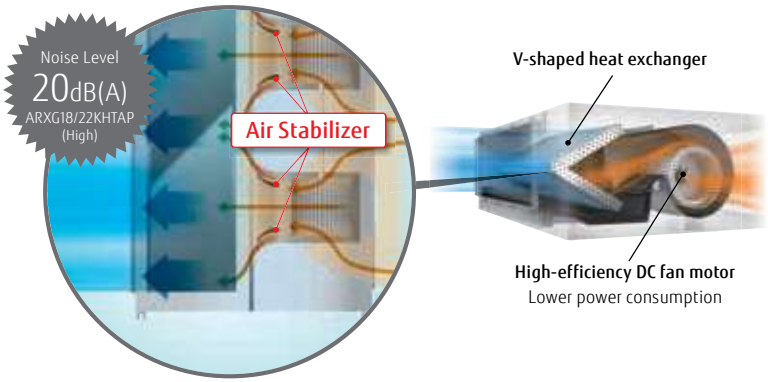

Small, lightweight outdoor unit

The outdoor unit in this series is smaller and lighter than previous-generation outdoor units. It can be installed in a narrow space.



Automatic airflow adjustment function

This unique and innovative function detects required air flow in each application case and automatically adjust the volume.

Link up with a variety of central control system (Option)

Centralized control including facilities and equipment in addition to air conditioning is possible by linking up with MODBUS, KNX interfaces.

Model: ARXG12KHTAP / ARXG14KHTAP / ARXG18KHTAP / ARXG22KHTAP / ARXG24KHTAP / ARXG30KHTAP

ARXG12/14KHTAP

ARXG18/22/24/30KHTAP

For ARXG12/14KHTAP

For ARXG18/22KHTAP

For ARXG24KHTAP

For ARXG30KHTAP

Specifications

Model name	Indoor unit			ARXG12KHTAP	ARXG14KHTAP	ARXG18KHTAP	ARXG22KHTAP	ARXG24KHTAP	ARXG30KHTAP
	Outdoor unit			AOEG12KBTB	AOEG14KBTB	AOEG18KBTB	AOEG22KBTB	AOEG24KBTB	AOEG30KBTB
Power Source				Single phase, ~230 V, 50 Hz					
Capacity	Cooling		kW	3.5	4.3	5.2	6.0	6.8	8.5
	Heating			4.1	5.0	6.0	7.0	7.5	10.0
UK Total Cooling / UK Sensible Cooling				3.39 / 2.96	4.12/ 3.53	5.01 / 4.09	5.85 / 4.75	6.63 / 5.13	8.08 / 6.39
Input Power	Cooling/Heating		kW	0.87 / 1.00	1.17 / 1.25	1.36 / 1.56	1.71 / 1.81	1.89 / 1.85	2.65 / 2.63
EER	Cooling		W/W	4.02	3.68	3.82	3.51	3.60	3.21
COP	Heating			4.10	4.00	3.85	3.87	4.06	3.80
Pdesign	Cooling/Heating (-10°C)		kW	3.5 / 3.4	4.3 / 3.8	5.2 / 4.4	6.0 / 4.8	6.8 / 6.0	8.5 / 8.0
SEER	Cooling		W/W	6.30	6.20	6.50	6.50	6.50	6.23
SCOP	Heating (Average)			4.10	4.00	4.10	4.20	4.10	4.00
Energy Efficiency Class	Cooling			A++	A++	A++	A++	A++	A++
	Heating (Average)			A+	A+	A+	A+	A+	A+
Annual Energy Consumption	Cooling		kWh/a	194	243	280	323	366	477
	Heating			1,159	1,328	1,501	1,597	2,048	2,796
Moisture Removal			l/h	0.7	0.9	1.2	1.5	1.8	2.3
Sound Pressure Level	Indoor (Cooling)	H/M/L/Q	dB(A)	32/27/26/24	33/28/27/25	28/25/22/20	28/25/22/20	32/28/24/21	36/33/30/29
	Indoor (Heating)	H/M/L/Q		32/27/26/24	33/28/27/25	28/25/22/20	28/25/22/20	32/28/24/21	36/33/30/29
	Outdoor (Cooling/Heating)	High		47/47	49/49	50/50	51/51	53/54	53/55
Sound Power Level	Indoor (Cooling/Heating)	High		57/58	59/60	54/54	57/57	57/57	63/65
	Outdoor (Cooling/Heating)	High		61/61	62/62	62/62	63/63	65/66	68/69
Airflow Rate	Indoor/Outdoor (Cooling)	High	m^3/h	850/1,580	950/1,670	1,050/2,160	1,050/2,240	1,360/2,700	1,700/3,750
	Indoor/Outdoor (Heating)	High		850/1,520	950/1,580	1,050/1,830	1,050/1,960	1,360/2,700	1,700/3,750
Static pressure range (Standard)			Pa	30 to 200 (35)	30 to 200 (35)	30 to 200 (35)	30 to 200 (35)	30 to 200 (35)	30 to 200 (47)
Net Dimensions H x W x D	Indoor		mm	300 × 700 × 700	300 × 700 × 700	300 × 1,000 × 700	300 × 1,000 × 700	300 × 1,000 × 700	300 × 1,000 × 700
	Outdoor		mm	542 × 799 × 290	542 × 799 × 290	632 × 799 × 290	632 × 799 × 290	716 × 820 × 315	788 × 940 × 320
Weight	Indoor		kg	27	27	35	35	36	36
	Outdoor		kg	33	33	36	38	42	52
Remote Controller Type				NO CONTROLLER SUPPLIED WITH THESE UNITS PLEASE ORDER SEPARATELY					
Interconnecting Cable (Suggested cable size 1.5mm)				3 Core + Earth					
Suggested MCB Size			A	10	16	16	16	16	25
Max. Operating Current	Cooling/Heating		A	9.7	10.2	12.1	12.6	13.6	22.6
Power Supply To				Outdoor					
Connection Pipe Diameter (Liquid/Gas)			Inch	1/4 & 3/8		1/4 & 1/2			3/8 & 5/8
Max. Pipe Length (Pre-Charge)			m	25 (15)		30 (20)			50 (30)
Max. Height Difference				20		20	25		30
Refrigerant	Type (Global Warming Potential)			R32 (675)					
	Charge (CO2eq-T)		g	850 (0.574)		1020 (0.689)	1250 (0.844)		1900 (1.283)
	Additional Charge		g/m	20		20	20		20
Operating Range	Cooling		°CDB	-15 to 46					
	Heating			-15 to 24					
System List Price (includes UTY-RNRYZ5 controller & filter)			£	**1,956**	**2,091**	**2,242**	**2,433**	**2,650**	**3,055**

Optional parts

* For optional parts compatibility of Intesis devices, please refer to the optional parts compatibility list page M-102 to M-103.

Wired Remote Controller (Design type):	UTY-RVRY
Compact wired remote controller:	UTY-RCRYZ1
Wired remote controller (touch panel):	UTY-RNRYZ5
Wired remote controller:	UTY-RVNYM
Simple remote controller (without operation mode):	UTY-RHRY
Simple remote controller:	UTY-RSRY
Wireless Remote Controller:	UTY-LNTY
IR Receiver Unit:	UTY-LBTYM
Remote sensor unit:	UTY-XSZXZ1
Long-life filter:	UTD-LFNB (18-30)
	UTD-LFNC (12-14)
Silver Ion Filter:	UTD-HFNB (18-30)
	UTD-HFNC (12/14)
WLAN adapter:	UTY-TFSXJ3
	FG-AC-WIF1Z1
KNX® Convertor:	UTY-VKSX
MODBUS® Convertor:	UTY-VMSX
BACnet® Converter:	FG-AC-BAC1Z1
External input and output PCB:	UTY-XCSX
External connect kit:	UTY-XWZXZG
External input and output PCB bracket:	UTZ-GXNA
Network Convertor for single split (DC power supply type):	UTY-VTGX
Network Convertor for single split (AC power supply type):	UTY-VTGXV
External switch controller:	UTY-TERX
(Outdoor unit 30)	
External connect kit:	UTY-XWZXZ3

Dimensions

(Unit: mm)

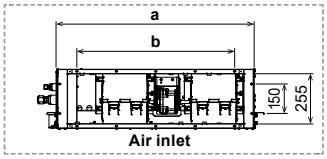

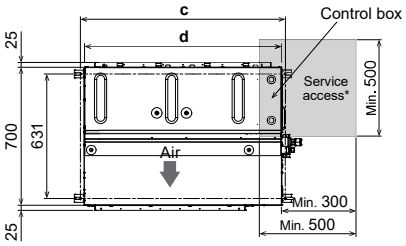

	ARXG 12 / 14 KHTAP	ARXG 18 / 22 / 24 / 30 KHTAP
a	650	895
b	P100×5=500	P100×8=800
c	740	1,040
d	700	1,000
e	462	762
f	P100×4=400	P100×7=700

*The design of the service access depends on the installation method. Refer to the installation manual for more information.

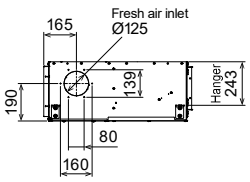

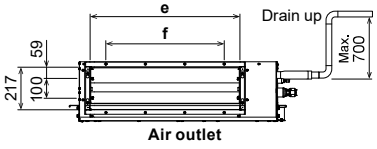

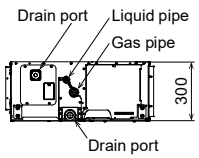

Medium Static Pressure Duct

Compact Size

ALL DC

(36/45/54)

High-efficiency & Quiet operation

The combination of the V-shaped heat exchanger, air stabilizer, and the high-efficiency DC fan motor enable high-efficiency and quiet operation.

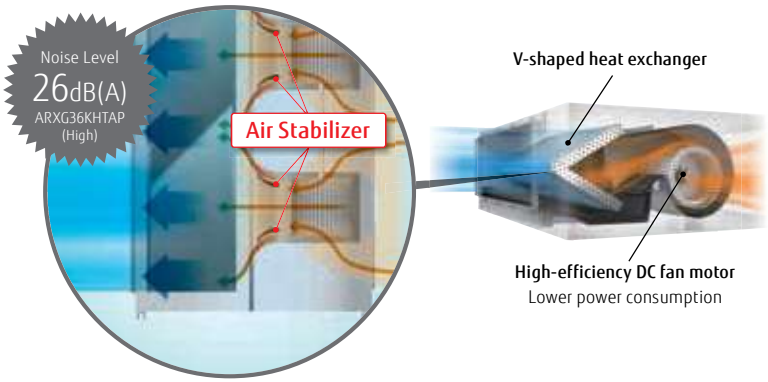

Small, lightweight outdoor unit

The outdoor unit in this series is smaller and lighter than previous-generation outdoor units. It can be installed in a narrow space.



Automatic airflow adjustment function

This unique and innovative function detects required air flow in each application case and automatically adjust the volume.

Link up with a variety of central control system (Option)

Centralized control including facilities and equipment in addition to air conditioning is possible by linking up with MODBUS, KNX interfaces.

Model: ARXG36KHTAP / ARXG45KHTAP / ARXG54KHTAP
ARXG36KHTAP [3-phase] / ARXG45KHTAP [3-phase] / ARXG54KHTAP [3-phase]

ARXG36/45/54KHTAP

For ARXG36KHTAP

For ARXG45/54KHTAP

Specifications

Model name	Indoor unit			ARXG36KHTAP	ARXG45KHTAP	ARXG54KHTAP	ARXG36KHTAP	ARXG45KHTAP	ARXG54KHTAP
	Outdoor unit			AOEG36KBTB	AOEG45KBTB	AOEG54KBTB	AOEG36KRTA	AOEG45KRTA	AOEG54KRTA
Power Source				Single phase, ~230 V, 50 Hz			3-phase, ~400 V, 50 Hz		
Capacity	Cooling		kW	9.5	12.1	13.4	9.5	12.1	13.4
	Heating			10.8	13.5	15.5	10.8	13.5	15.5
UK Total Cooling / UK Sensible Cooling				9.03 / 7.50	11.54 / 9.52	12.78 / 10.40	9.03 / 7.50	11.54 / 9.52	12.78 / 10.40
Input Power	Cooling/Heating		kW	2.86 / 2.48	3.53 / 3.37	4.42 / 3.89	2.86 / 2.48	3.53 / 3.37	4.42 / 3.89
EER	Cooling		W/W	3.32	3.43	3.03	3.32	3.43	3.03
COP	Heating			4.35	4.01	3.98	4.35	4.01	3.98
Pdesign	Cooling/Heating (-10°C)		kW	9.5 / 8.7	-	-	9.5 / 8.7	-	-
SEER	Cooling		W/W	6.10	5.83*	5.81*	6.10	5.83*	5.81*
SCOP	Heating (Average)			4.20	3.87*	3.85*	4.20	3.87*	3.85*
Energy Efficiency Class	Cooling			A++	-	-	A++	-	-
	Heating (Average)			A+	-	-	A+	-	-
Annual Energy Consumption	Cooling		kWh/a	544	-	-	544	-	-
	Heating			2,898	-	-	2,898	-	-
Moisture Removal			l/h	2.0	2.6	3.7	2.0	2.6	3.7
Sound Pressure Level	Indoor (Cooling)	H/M/L/Q	dB(A)	36/31/28/26	39/35/31/29	39/35/31/29	36/31/28/26	39/35/31/29	39/35/31/29
	Indoor (Heating)	H/M/L/Q		33/31/28/26	39/35/31/29	39/35/31/29	33/31/28/26	39/35/31/29	39/35/31/29
	Outdoor (Cooling/Heating)	High		55/55	57/57	57/59	55/55	57/57	57/59
Sound Power Level	Indoor (Cooling/Heating)	High		64/63	67/69	67/69	64/63	67/69	67/69
	Outdoor (Cooling/Heating)	High		70/70	71/71	73/73	70/70	71/71	73/73
Airflow Rate	Indoor/Outdoor (Cooling)	High	m^3/h	2,050/3,750	2,550/4,450	2,550/4,450	2,050/3,750	2,550/4,450	2,550/4,450
	Indoor/Outdoor (Heating)	High		1,850/3,750	2,550/4,450	2,550/4,450	1,850/3,750	2,550/4,450	2,550/4,450
Static pressure range (Standard)			Pa	30 to 200 (47)	30 to 200 (60)	30 to 200 (60)	30-200 (47)	30-200 (60)	30-200 (60)
Net Dimensions H x W x D	Indoor		mm	300 × 1,400 × 700	300 × 1,400 × 700	300 × 1,400 × 700	300 × 1,400 × 700	300 × 1,400 × 700	300 × 1,400 × 700
	Outdoor		mm	788 × 940 × 320	998 × 940 × 320	998 × 940 × 320	788 × 940 × 320	998 × 940 × 320	998 × 940 × 320
Weight	Indoor		kg	46	46	46	46	46	46
	Outdoor		kg	52	67	67	53	67	67
Remote Controller Type				NO CONTROLLER SUPPLIED WITH THESE UNITS PLEASE ORDER SEPARATELY					
Interconnecting Cable (Suggested cable size 1.5mm)				3 Core + Earth			3 Core + Earth		
Suggested MCB Size			A	25	30	30	16	16	16
Max. Operating Current	Cooling/Heating		A	22.6	28.5	28.5	10.5	14.0	14.0
Power Supply To				Outdoor			Outdoor		
Connection Pipe Diameter (Liquid/Gas)			Inch	3/8 & 5/8			3/8 & 5/8		
Max. Pipe Length (Pre-Charge)			m	50 (30)			50 (30)		
Max. Height Difference				30			30		
Refrigerant	Type (Global Warming Potential)			R32 (675)			R32 (675)		
	Charge (CO2eq-T)		g	1900 (1.283)	2700 (1.823)		1900 (1.283)	2700 (1.823)	
	Additional Charge		g/m	40	40		40	40	
Operating Range	Cooling		°CDB	-15 to 46			-15 to 46		
	Heating			-15 to 24			-15 to 24		
System List Price (includes UTY-RNRYZ5 controller & filter)			**£**	**3,514**	**3,734**	**4,266**	**3,535**	**3,831**	**4,289**

* calculated result

Optional parts

* For optional parts compatibility of Intesis devices, please refer to the optional parts compatibility list page M-102 to M-103.

Wired Remote Controller (Design type):	UTY-RVRY
Compact wired remote controller:	UTY-RCRYZ1
Wired remote controller (touch panel):	UTY-RNRYZ5
Wired remote controller:	UTY-RVNYM
Simple remote controller (without operation mode):	UTY-RHRY
Simple remote controller:	UTY-RSRY
Wireless Remote Controller:	UTY-LNTY
IR Receiver Unit:	UTY-LBTYM
Remote sensor unit:	UTY-XSZXZ1
Long-life filter:	UTD-LFNA (36-54)
Silver Ion Filter:	UTD-HFNA (36-54)
WLAN adapter:	UTY-TFSXJ3
	FG-AC-WIF1Z1
KNX® Convertor:	UTY-VKSX
MODBUS® Convertor:	UTY-VMSX
BACnet® Converter:	FG-AC-BAC1Z1
External input and output PCB:	UTY-XCSX
External connect kit:	UTY-XWZXZG
External input and output PCB bracket:	UTZ-GXNA
Network Convertor for single split (DC power supply type):	UTY-VTGX
Network Convertor for single split (AC power supply type):	UTY-VTGXV
External switch controller:	UTY-TERX
(Outdoor unit 36/45/54)	
External connect kit:	UTY-XWZXZ3

Dimensions

(Unit: mm)

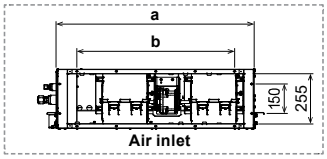

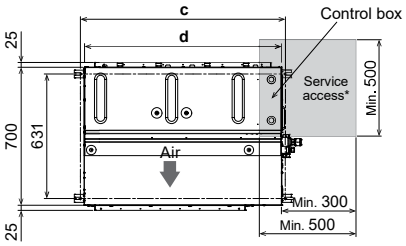

	ARXG 36 / 45 / 54 KHTAP
a	1,295
b	P100×12=1,200
c	1,440
d	1,400
e	1,162
f	P100×11=1,100

*The design of the service access depends on the installation method. Refer to the installation manual for more information.

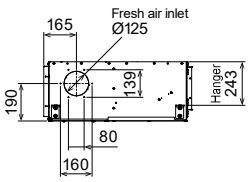

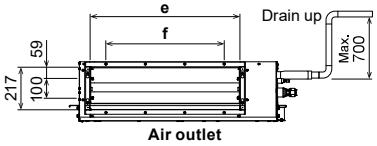

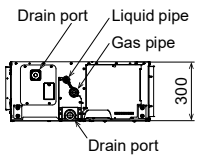

Medium Static Pressure Duct

Standard

REFRIGERANT R32

ALL DC

Economy | Return | Auto Changeover | Adjust | Restart | Duct | Distributing | Auto OFF | Weekly | +Setback | Filter | On/Off | Blue Fin

(30/36/45)

ECO Specifications

Model No.	Indoor unit			ARXG22KMLA	ARXG24KMLA	ARXG30KMLA	ARXG36KMLA	ARXG45KMLA	ARXG36KMLA	ARXG45KMLA
	Outdoor unit			AOYG22KATA	AOYG24KATA	AOYG30KATA	AOYG36KATA	AOYG45KATA	AOYG36KQTA	AOYG45KQTA
Power Source				Single phase, ~230V, 50Hz					3 phase, ~400V, 50Hz	
Capacity	Cooling		kW	6.0(0.9-6.3)	6.8(0.9-7.4)	8.5(2.8-9.6)	9.5(2.8-10.6)	12.1(4.0-12.6)	9.5(2.8-10.6)	12.1(4.0-12.6)
	Heating			7.0(0.9-7.4)	7.5(0.9-8.6)	10.0(2.7-10.8)	10.8(2.7-12.5)	13.5(4.2-15.0)	10.8(2.7-12.5)	13.5(4.2-15.0)
UK Total/sensible cooling			kW	5.65 / 4.23	6.63 / 4.86	8.08 / 6.23	9.03 / 6.83	11.54 / 8.64	9.03 / 6.83	11.54 / 8.64
Input Power	Cooling/Heating		kW	1.92/2.00	2.19/2.00	2.78/2.77	3.13/3.03	4.84/4.18	3.13/3.03	4.84/4.18
EER	Cooling		W/W	3.13	3.11	3.06	3.04	2.50	3.04	2.50
COP	Heating			3.50	3.75	3.61	3.56	3.23	3.56	3.23
Pdesign	Cooling/Heating(-10°C)		kW	6.0/4.4	6.8/5.4	8.5/8.0	9.5/8.7	-	9.5/8.7	-
SEER	Cooling		W/W	5.8	5.9	5.8	5.6	4.85*	5.6	4.85*
SCOP	Heating			3.8	3.9	3.9	3.9	3.55*	3.9	3.55*
Energy Efficiency Class	Cooling			A+	A+	A+	A+	-	A+	-
	Heating			A	A	A	A	-	A	-
Annual Energy Consumption	Cooling		kWh/a	362	403	513	594	-	594	-
	Heating			1,620	1,935	2,871	3,122	-	3,122	-
Moisture Removal			l/h	2.1	2.5	2.5	3.0	4.0	3.0	4.0
Sound Pressure Level	Indoor (Cooling)	H/M/L/Q	dB(A)	31/29/27/25	31/29/27/25	39/35/30/26	39/35/30/26	42/38/32/28	39/35/30/26	42/38/32/28
	Indoor (Heating)	H/M/L/Q		31/29/27/25	31/29/27/25	42/35/30/26	42/35/30/26	42/38/32/28	42/35/30/26	42/38/32/28
	Outdoor(Cooling/Heating)	High		52/53	54/55	53/55	55/55	58/59	55/55	58/59
Sound Power Level	Indoor(Cooling/Heating)	High		60/62	60/62	65/69	65/70	68/70	65/70	68/70
	Outdoor(Cooling/Heating)	High		64/65	66/67	68/69	70/70	72/73	70/70	72/73
Airflow Rate	Indoor / Outdoor (Cooling)	High	m^3/h	1,100/2,240	1,100/2,885	1,900/3,750	1,900/3,750	2,100/4,450	1,900/3,750	2,100/4,450
	Indoor / Outdoor (Heating)	High		1,100/2,240	1,100/2,350	2,100/3,750	2,100/3,750	2,100/4,450	2,100/3,750	2,100/4,450
Static pressure range (Standard)			Pa	30 - 150 (35)	30 - 150 (35)	30 - 150 (47)	30 - 150 (47)	30 - 150 (60)	30 - 150 (47)	30 - 150 (60)
Net Dimensions H x W x D	Indoor		mm	270×1,135×700	270×1,135×700	270×1,135×700	270×1,135×700	270×1,135×700	270×1,135×700	270×1,135×700
	Outdoor		mm	632×799×290	632×799×290	788×940×320	788×940×320	998×940×320	788×940×320	998×940× 320
Weight	Indoor		kg	35	35	38	38	39	38	39
	Outdoor		kg	36	38	52	52	61	53	62
Remote Controller Type (NOT Supplied With Unit)				NO CONTROLLER SUPPLIED WITH THESE UNITS PLEASE ORDER SEPARATELY						
Interconnecting Cable (Suggested cable size 1.5mm)				3 Core + Earth					3 Core + Earth	
Suggested MCB Size			A	16	20	25	25	32	16	16
Max. Operating Current	Cooling/Heating		A	11.6/11.6	12.6/12.6	22.5/22.5	22.5/22.5	28.1/28.1	10.5/10.5	13.6/13.6
Power Supply To				Outdoor					Outdoor	
Connection Pipe Diameter (Gas / Liquid)			Inch	1/2 & 1/4		5/8 & 3/8			5/8 & 3/8	
Max Pipe Length (Pre-Charge)			m	25 (15)		30 (30)			30 (30)	
Max Height Difference				20		30			30	
Refrigerant	Type			R32					R32	
	Charge		g	1100	1250	1900	1900	2400	1900	2400
	Additional Charge		g/m	20	20	-	-	-	-	-
Operation Range	Cooling		°CDB	-10 to 46					-10 to 46	
	Heating			-15 to 24					-15 to 24	
System List Price (includes UTY-RNRYZ5 controller, filter & flange)			**£**	**2,157**	**2,321**	**2,668**	**3,024**	**3,269**	**3,214**	**3,477**

* calculated result

Easy maintenance

Structural improvement is attained by making the bottom panel in two pieces—front and rear. The internal fan casing is also manufactured in two pieces—upper and lower. As a result, the motor and fan can be easily accessed and maintained by removing the rear panel and the lower casing while leaving the main chassis in place.

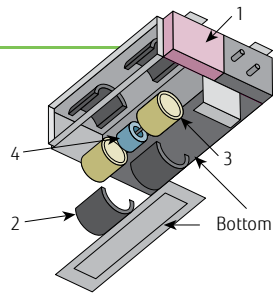

1. Control box
2. Fan casing
3. Fan
4. Motor

REFRIGERANT R32

Model: ARXG22KMLB / ARXG24KMLA / ARXG30KMLA / ARXG36KMLA / ARXG45KMLA
ARXG36KMLA [3-phase] / ARXG45KMLA [3-phase]


For ARXG22KMLB


For ARXG24KMLA


For ARXG30/36KMLA


For ARXG45KMLA

Specifications

Model name	Indoor unit			ARXG22KMLB	ARXG24KMLA	ARXG30KMLA	ARXG36KMLA	ARXG45KMLA	ARXG36KMLA	ARXG45KMLA
	Outdoor unit			AOEG22KBTB	AOEG24KBTB	AOEG30KBTB	AOEG36KBTB	AOEG45KBTB	AOEG36KRTA	AOEG45KRTA
Power Source				Single phase, ~230 V, 50 Hz					3-phase, ~400 V, 50 Hz	
Capacity	Cooling		kW	6.0	6.8	8.5	9.5	12.1	9.5	12.1
	Heating			7.0	7.5	10.0	10.8	13.5	10.8	13.5
UK Total Cooling / UK Sensible Cooling										
Input Power	Cooling/Heating		kW	1.78/1.87	2.14/1.97	2.65/2.63	2.97/2.88	4.22/3.84	2.97/2.88	4.22/3.84
EER	Cooling		W/W	3.37	3.18	3.21	3.20	2.87	3.20	2.87
COP	Heating			3.74	3.80	3.80	3.75	3.52	3.75	3.52
Pdesign	Cooling/Heating (-10°C)		kW	6.0/4.8	6.8/6.0	8.5/8.0	9.5/8.7	-	9.5/8.7	-
SEER	Cooling		W/W	6.10	6.20	6.23	6.10	5.25*	6.10	5.25*
SCOP	Heating			4.10	4.10	4.00	4.00	3.63*	4.00	3.63*
Energy Efficiency Class	Cooling			A++	A++	A++	A++	-	A++	-
	Heating			A+	A+	A+	A+	-	A+	-
Annual Energy Consumption	Cooling		kWh/a	344	384	477	545	-	545	-
	Heating			1,637	2,045	2,797	3,044	-	3,044	-
Moisture Removal			I/h	2.1	2.5	2.5	3.0	4.0	3.0	4.0
Sound Pressure Level	Indoor (Cooling)	H/M/L/Q	dB(A)	31/29/27/25	31/29/27/25	39/35/30/26	39/35/30/26	42/38/32/28	39/35/30/26	42/38/32/28
	Indoor (Heating)	H/M/L/Q		31/29/27/25	31/29/27/25	42/35/30/26	42/35/30/26	42/38/32/28	42/35/30/26	42/38/32/28
	Outdoor (Cooling/Heating)	High		51/51	53/54	53/55	55/55	57/57	55/55	57/57
Sound Power Level	Indoor (Cooling/Heating)	High		60/62	60/62	65/69	65/70	68/70	65/70	68/70
	Outdoor (Cooling/Heating)	High		63/63	65/66	68/69	70/70	71/71	70/70	71/71
Airflow Rate	Indoor/Outdoor (Cooling)	High	m^3/h	1,100/2,240	1,100/2,700	1,900/3,750	1,900/3,750	2,100/4,450	1,900/3,750	2,100/4,450
	Indoor/Outdoor (Heating)	High		1,100/1,960	1,100/2,700	2,100/3,750	2,100/3,750	2,100/4,450	2,100/3,750	2,100/4,450
Static pressure range (Standard)			Pa	30 to 150 (35)	30 to 150 (35)	30 to 150 (47)	30 to 150 (47)	30 to 150 (60)	30-150 (47)	30-150 (60)
Net Dimensions H x W x D	Indoor		mm	270 × 1,135 × 700	270 × 1,135 × 700	270 × 1,135 × 700	270 × 1,135 × 700	270 × 1,135 × 700	270 × 1,135 × 700	270 × 1,135 × 700
	Outdoor		mm	632 × 799 × 290	716 × 820 × 315	788 × 940 × 320	788 × 940 × 320	998 × 940 × 320	788 × 940 × 320	998 × 940 × 320
Weight	Indoor		kg	35	35	38	38	39	38	39
	Outdoor		kg	38	42	52	52	67	53	67
Remote Controller Type				NO CONTROLLER SUPPLIED WITH THESE UNITS PLEASE ORDER SEPARATELY						
Interconnecting Cable (Suggested cable size 1.5mm)				3 Core + Earth					3 Core + Earth	
Suggested MCB Size			A	16	16	25	25	32	16	16
Max. Operating Current	Cooling/Heating		A	12.6	13.6	22.6	22.6	28.5	10.5	14.0
Power Supply To				Outdoor					Outdoor	
Connection Pipe Diameter (Liquid/Gas)			Inch	1/4 & 1/2		3/8 & 5/8			3/8 & 5/8	
Max. Pipe Length (Pre-Charge)			m	30 (20)		50 (30)			50 (30)	
Max. Height Difference				25		30			30	
Refrigerant	Type (Global Warming Potential)			R32 (675)					R32 (675)	
	Charge (CO2eq-T)		g	1250 (0.844)		1900 (1.283)		2700 (1.823)	1900 (1.283)	2700 (1.823)
	Additional Charge		g/m	20		20	40	40	40	40
Operating Range	Cooling		°CDB	-15 to 46					-15 to 46	
	Heating			-15 to 24					-15 to 24	
System List Price (includes UTY-RNRYZ5 controller, filter & flange)			**£**	**2,479**	**2,678**	**3,084**	**3,542**	**3,759**	**3,563**	**3,856**

* calculated result

Optional parts

m103* For optional parts compatibility of Intesis devices, please refer to the optional parts compatibility list page M-102 to M-103.

Wired Remote Controller (Design type):	UTY-RVRY
Compact wired remote controller:	UTY-RCRYZ1
Wired remote controller (touch panel):	UTY-RNRYZ5
Wired remote controller:	UTY-RVNYM
Simple remote controller (without operation mode):	UTY-RHRY
Simple remote controller:	UTY-RSRY
Wireless Remote Controller:	UTY-LNTY
IR receiver unit:	UTY-LBTYM
External switch controller:	UTY-TERX
WLAN adapter:	UTY-TFSXJ3
	FG-AC-WIF1Z1
Flange (Round):	UTD-RF204
Flange (Square):	UTD-SF045T
Remote sensor unit:	UTY-XSZXZ1
Drain pump unit:	UTZ-PX1NBA
Network Convertor for single split (DC power supply type):	UTY-VTGX
Network Convertor for single split (AC power supply type):	UTY-VTGXV
Long-life filter:	UTD-LF25NA
Silver Ion Filter:	UTD-HFND
External connect kit:	UTY-XWZXZG
(Outdoor unit 30/36/45)	
External connect kit:	UTY-XWZXZ3

Dimensions

(Unit: mm)

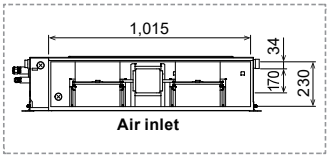

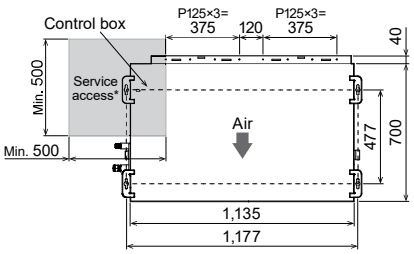

*The design of the service access depends on the installation method. Refer to the installation manual for more information.

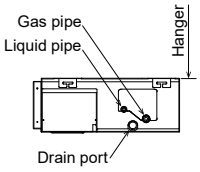

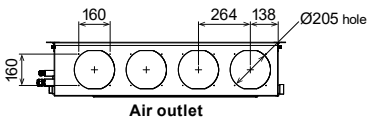

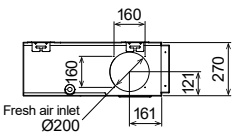

High Static Pressure Duct

REFRIGERANT R32

Economy | Auto Changeover | Adjust | Restart | Auto OFF | Weekly | +Setback | Filter | On/Off | Blue Fin

Easy installation (Compact & Lightweight)

The indoor and outdoor units are designed to be compact and light by reducing the basic chassis size and the overall material weight.



Design also suits high static pressure

Low noise

Slanted corners at the top help reduce turbulent airflow.
Low noise is realized by adopting a plastic case and a plastic fan.

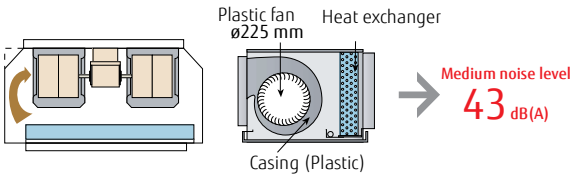

Link up with a variety of central control system (Option)

Centralized control including facilities and equipment in addition to air conditioning is possible by linking up with MODBUS, KNX interfaces.

Central Control System

Model: ARXG45KHTB / ARXG54KHTB
ARXG45KHTB [3-phase] / ARXG54KHTB [3-phase]

Specifications

Model name	Indoor unit		ARXG45KHTB	ARXG54KHTB	ARXG45KHTB	ARXG54KHTB
	Outdoor unit		AOEG45KBTB	AOEG54KBTB	AOEG45KRTA	AOEG54KRTA
Power Source			Single phase, ~230 V, 50 Hz		3-phase, ~400 V, 50 Hz	
Capacity	Cooling	kW	12.1	13.4	12.1	13.4
	Heating	kW	13.5	15.5	13.5	15.5
UK Total Cooling / UK Sensible Cooling			11.54 / 9.68	12.78 / 10.60	11.54 / 9.68	12.78 / 10.60
Input Power	Cooling/Heating	kW	4.16/3.61	4.77/4.18	4.16/3.61	4.77/4.18
EER	Cooling	W/W	2.91	2.81	2.91	2.81
COP	Heating	W/W	3.74	3.71	3.74	3.71
Pdesign	Cooling/Heating (-10°C)	kW	-	-	-	-
SEER	Cooling	W/W	5.14*	5.10*	5.14*	5.10*
SCOP	Heating	W/W	4.00*	3.96*	4.00*	3.96*
Energy Efficiency Class	Cooling		-	-	-	-
	Heating		-	-	-	-
Annual Energy Consumption	Cooling	kWh/a	-	-	-	-
	Heating	kWh/a	-	-	-	-
Moisture Removal		l/h	1.5	2.0	1.5	2.0
Sound Pressure Level	Indoor (Cooling) H/M/L	dB(A)	47/43/40	47/43/40	47/43/40	47/43/40
	Indoor (Heating) H/M/L	dB(A)	47/43/40	47/43/40	47/43/40	47/43/40
	Outdoor (Cooling/Heating) High	dB(A)	57/57	57/59	57/57	57/59
Sound Power Level	Indoor (Cooling/Heating) High	dB(A)	75/74	75/74	75/74	75/74
	Outdoor (Cooling/Heating) High	dB(A)	71/71	73/73	71/71	73/73
Airflow Rate	Indoor/Outdoor (Cooling) High	m^3/h	3,350/4,450	3,350/4,450	3,350/4,450	3,350/4,450
	Indoor/Outdoor (Heating) High	m^3/h	3,350/4,450	3,350/4,450	3,350/4,450	3,350/4,450
Static pressure range (Standard)		Pa	100 to 250 (100)	100 to 250 (100)	100to250 (100)	100to250 (100)
Net Dimensions H x W x D	Indoor	mm	400 × 1,050 × 500	400 × 1,050 × 500	400 × 1,050 × 500	400 × 1,050 × 500
	Outdoor	mm	998 × 940 × 320	998 × 940 × 320	998 × 940 × 320	998 × 940 × 320
Weight	Indoor	kg	46	46	46	46
	Outdoor	kg	67	67	67	67
Remote Controller Type			NO CONTROLLER SUPPLIED WITH THESE UNITS PLEASE ORDER SEPARATELY			
Interconnecting Cable (Suggested cable size 1.5mm)			3 Core + Earth		3 Core + Earth	
Suggested MCB Size		A	32		16	
Max. Operating Current	Cooling/Heating	A	28.5		14.0	
Power Supply To			Outdoor		Outdoor	
Connection Pipe Diameter (Liquid/Gas)		Inch	3/8 & 5/8		3/8 & 5/8	
Max. Pipe Length (Pre-Charge)		m	50 (30)		50 (30)	
Max. Height Difference		m	30		30	
Refrigerant	Type (Global Warming Potential)		R32 (675)		R32 (675)	
	Charge (CO2eq-T)	g	2700 (1.823)		2700 (1.823)	
	Additional Charge	g/m	40		40	
Operating Range	Cooling	°CDB	-15 to 46		-15 to 46	
	Heating	°CDB	-15 to 24		-15 to 24	
System List Price (includes UTY-RNRYZ5 controller & filter)		£	**4,116**	**4,590**	**4,213**	**4,613**

* calculated result

Optional parts

* For optional parts compatibility of Intesis devices, please refer to the optional parts compatibility list page M-102 to M-103.

Wired Remote Controller (Design type):	UTY-RVRY	Remote sensor unit:	UTY-XSZXZ1	Network Convertor for single split (DC power supply type):	UTY-VTGX
Compact wired remote controller:	UTY-RCRYZ1	Long-life filter:	UTD-LF60KA	Network Convertor for single split (AC power supply type):	UTY-VTGXV
Wired remote controller (touch panel):	UTY-RNRYZ5	External switch controller:	UTY-TERX	Silver Ion Filter:	UTD-HFKB
Simple remote controller (without operation mode):	UTY-RHRY	WLAN adapter:	UTY-TFSXJ3	External connect kit:	UTY-XWZXZG
Simple remote controller:	UTY-RSRY		FG-AC-WIF1Z1		
Wireless Remote Controller:	UTY-LNTY	External input and output PCB:	UTY-XCSX	**(Outdoor unit)**	
IR Receiver unit:	UTY-LBTYM	External input and output PCB Box:	UTZ-GXEA	External connect kit:	UTY-XWZXZ3

Dimensions

(Unit: mm)

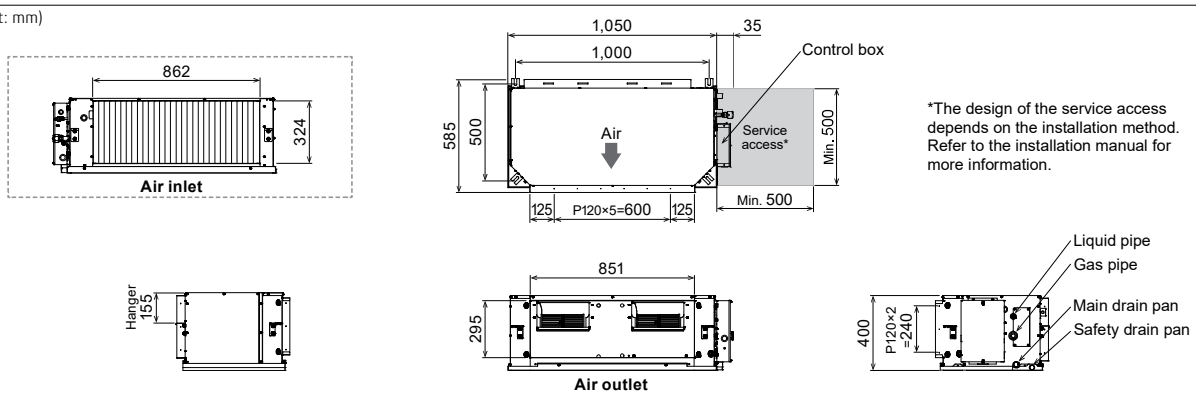

High Static Pressure Duct

REFRIGERANT R410A

ALL DC

Economy | Auto Changeover | Adjust | Restart | +Setback | Filter | Blue Fin

High energy efficiency

Much greater efficiency is achieved by the use of all-DC inverter technology.

Design also corresponding to high static pressure



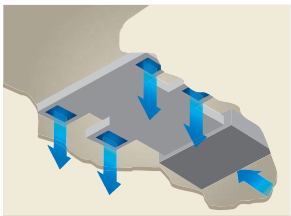

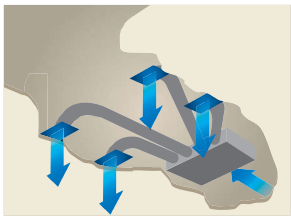

Easy installation (Compact & Lightweight)

The indoor unit is designed to be compact and light by reducing the basic chassis size and the overall material weight.

Low noise

Slanted corners at the top help reduce turbulent airflow.
Low noise is realized by adopting a plastic case and a plastic fan.

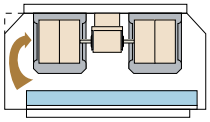

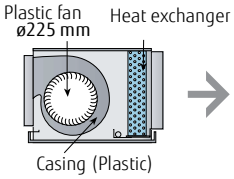

Medium noise level
40 dB(A)

Link up with a variety of central control system (Option)

Centralized control including facilities and equipment in addition to air conditioning is possible by linking up with MODBUS, KNX interfaces.

Central Control System

Model: ARYG60LHTA [3-phase]

Wired RC

Specifications

Model name	Indoor unit			ARYG60LHTA
	Outdoor unit			AOYG60LATT
Power Source				3-phase, ~400 V, 50 Hz
Capacity	Cooling		kW	15.0
	Heating			18.0
UK Total Cooling / UK Sensible Cooling				13.47 / 12.77
Input Power	Cooling/Heating		kW	4.70/5.15
EER	Cooling		W/W	3.19
COP	Heating			3.50
SEER	Cooling			4.86*
SCOP	Heating			3.50*
Moisture Removal			l/h	2.0
Sound Pressure	Indoor (Cooling)	H/M/L/Q	dB(A)	45/40/36/-
	Indoor (Heating)	H/M/L/Q		45/40/36/-
	Outdoor (Cooling/Heating)	High		56/58
Airflow Rate	Indoor/Outdoor (Cooling)	High	m^3/h	3,550/6,900
	Indoor/Outdoor (Heating)	High		3,550/7,300
Static pressure range (Standard)			Pa	60 to 260 (60)
Net Dimensions H x W x D	Indoor		mm	425 × 1,250 × 490
	Outdoor		mm	1,290 × 900 × 330
Weight	Indoor		kg	54
	Outdoor		kg	104
Remote Controller Type				Wired (image above) suppied with indoor unit
Interconnecting Cable (Suggested cable size 1.5mm)				3 Core + Earth
Suggested MCB Size			A	15
Max. Operating Current	Cooling/Heating		A	12.5
Power Supply To				Outdoor
Connection Pipe Diameter (Liquid/Gas)			Inch	3/8 & 5/8
Max. Pipe Length (Pre-Charge)			m	75 (30)
Max. Height Difference				30
Refrigerant	Type (Global Warming Potential)			R410A (2,088)
	Charge (CO2eq-T)		g	3450 (7.204)
	Additional Charge		g/m	50
Operating Range	Cooling		°CDB	-15 to 46
	Heating			-15 to 24
System List Price (includes UTY-RNNYM controller & filter)			**£**	**5,034**

* calculated result

Optional parts

* For optional parts compatibility of Intesis devices, please refer to the optional parts compatibility list page M-102 to M-103.

Wired remote controller: UTY-RVNYM
External switch controller: UTY-TERX
Remote sensor unit: UTY-XSZXZ1
IR receiver unit UTY-LRHYM

Network Convertor for single split (DC power supply type): UTY-VTGX
Network Convertor for single split (AC power supply type): UTY-VTGXV
External connect kit: UTD-ECS5A

(Outdoor unit)
External connect kit: UTY-XWZXZ2

Dimensions

(Unit: mm)

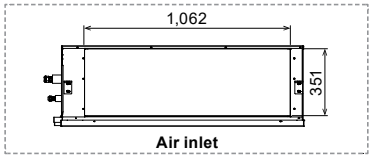

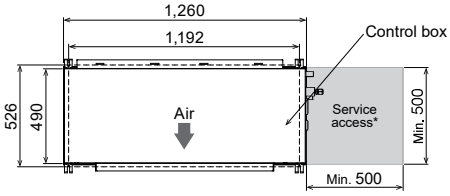

*The design of the service access depends on the installation method. Refer to the installation manual for more information.

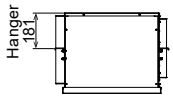

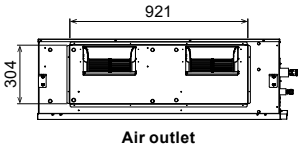

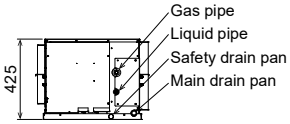

Big Duct

REFRIGERANT R410A

ALL DC

Economy | Set Temp. | Return | Auto Changeover | Adjust | Restart | Auto OFF | Weekly | Filter | On/Off | Adjust | Blue Fin

Splittable, lightweight, and compact design

The indoor unit can be split into a fan unit and a heat exchanger unit to make installation easier.

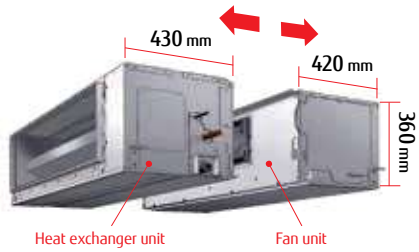

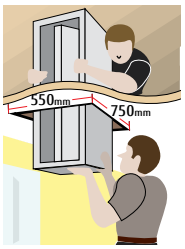

Quiet operation

The combination of a V-shaped heat exchanger, an air stabilizer, and a high-efficiency DC fan motor enables this compact unit to operate quietly.

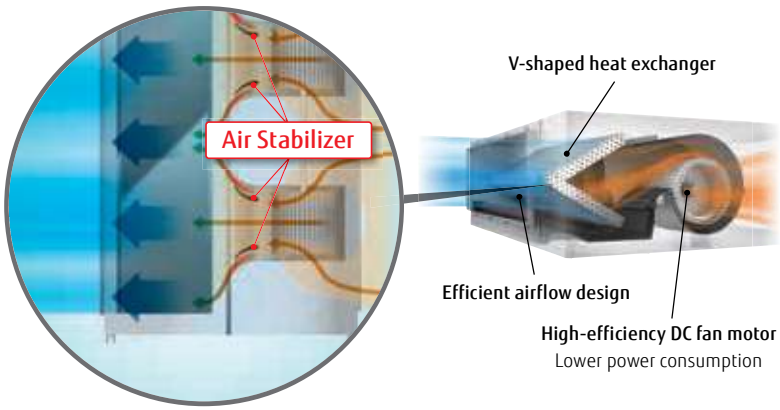

Automatic airflow adjustment function

The optimum airflow can be set automatically to facilitate faster installation.

Automatically adjust !

Static pressure

??? Pa

It was necessary to calculate

Link up with a variety of central control system (Option)

Centralized control including facilities and equipment in addition to air conditioning is possible by linking up with MODBUS, KNX interfaces.

Central Control System

Model: ARYG72LHTA / ARYG90LHTA

Wired RC

Specifications

Model name	Indoor unit		ARYG72LHTA	ARYG90LHTA
	Outdoor unit		AOYG72LRLA	AOYG90LRLA
Power Source	Indoor		Single phase, ~230 V, 50 Hz	
	Outdoor		3-phase, ~400 V, 50 Hz	
Capacity	Cooling	kW	19.0	22.0
	Heating		22.4	27.0
UK Total Cooling / UK Sensible Cooling			18.96 / 14.65	21.95 / 16.62
Input Power	Cooling/Heating	kW	6.46/6.59	7.77/8.18
EER	Cooling	W/W	2.94	2.83
COP	Heating		3.40	3.30
SEER	Cooling		5.22*	5.14*
SCOP	Heating		3.94*	3.92*
Moisture Removal		l/h	4.5	6.0
Sound Pressure	Indoor (Cooling) H/M/L/Q	dB(A)	46/43/41/39	47/44/42/40
	Indoor (Heating) H/M/L/Q		46/43/41/39	47/44/42/40
	Outdoor (Cooling/Heating) High		55/55	55/57
Airflow Rate	Indoor/Outdoor (Cooling) High	m^3/h	4,300/8,400	4,300/8,400
	Indoor/Outdoor (Heating) High		4,300/8,400	4,300/9,000
Static pressure range (Standard)		Pa	50 to 150 (72)	50 to 200 (72)
Net Dimensions H x W x D	Indoor	mm	360 × 1,400 × 850	360 × 1,400 × 850
	Outdoor	mm	1,428 × 1,080 × 480	1,428 × 1,080 × 480
Weight	Indoor	kg	69	80
	Outdoor	kg	165	174
Remote Controller Type			Wired (image above) suppied with indoor unit	
Interconnecting Cable (Suggested cable size 2.5mm)			3 Core + Earth	
Suggest MCB Size		A	Outdoor 16 Amp 3ph / Indoor 6 Amp 240 1ph	Outdoor 20 Amp 3ph / Indoor 10 Amp 240 1ph
Max. Operating Current	Indoor	A	4.6	6.0
	Outdoor		13.3	14.6
Power Supply To			Outdoor & Indoor	
Connection Pipe Diameter (Liquid/Gas)		Inch	1/2 & 7/8	12.7/25.4
Max. Pipe Length (Pre-Charge)		m	100 (30)	100 (30)
Max. Height Difference			30	30
Refrigerant	Type (Global Warming Potential)		R410A (2,088)	R410A (2,088)
	Charge (CO2eq-T)	g	5600 (11.693)	7100 (14.825)
	Additional Charge	g/m	110	110
Operating Range	Cooling	°CDB	-15 to 46	
	Heating		-20 to 24	
System List Price (includes UTY-RLRY controller & filter)		£	**6,496**	**7,186**

* calculated result

Optional parts

* For optional parts compatibility of Intesis devices, please refer to the optional parts compatibility list page M-102 to M-103.

Wired Remote Controller (Design type):	UTY-RVRY	WLAN adapter:	UTY-TFSXJ3	Network Convertor for single split (DC power supply type):	UTY-VTGX
Compact wired remote controller:	UTY-RCRYZ1		FG-AC-WIF1Z1	Network Convertor for single split (AC power supply type):	UTY-VTGXV
Wired remote controller (touch panel):	UTY-RNRYZ5	External input and output PCB:	UTY-XCSX	IR receiver unit:	UTY-LBTYM
Wired remote controller:	UTY-RVNYM	Remote sensor unit:	UTY-XSZXZ1	Wireless Remote Controller:	UTY-LNTY
Simple remote controller (without operation mode):	UTY-RHRY	Long-life filter	UTD-LFKA	Silver Ion Filter:	UTD-HFKA
Simple remote controller:	UTY-RSRY	External connect kit:	UTY-XWZXZG		
External switch controller:	UTY-TERX	Drain pump unit:	UTZ-PX1NAB	**(Outdoor unit)**	
				External connect kit:	UTY-XWZXZ3

Dimensions

(Unit: mm)

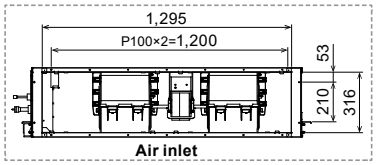

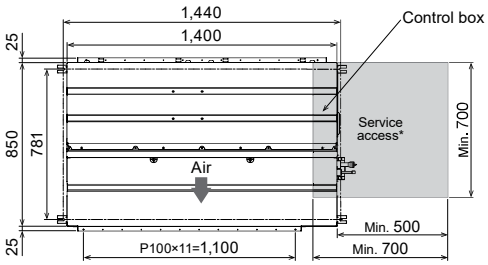

*The design of the service access depends on the installation method. Refer to the installation manual for more information.

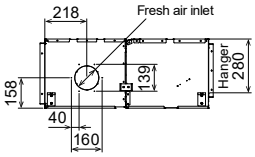

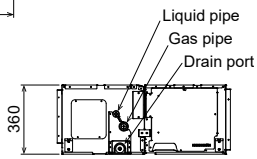

Floor
Compact Size

REFRIGERANT R32

ALL DC

Economy | Powerful | 10°C HEAT | Low Noise | Auto Changeover | Up/Down | Adjust | Restart | Sleep | Program | Weekly | Filter | ION | AF

High energy saving

The Floor 09 class achieves a top-class SEER of 8.50 and an A+++ seasonal efficiency rank for cooling.
The Floor 09 class achieves an improved SCOP of 4.30 and an A+ seasonal efficiency rank for heating.

Rank *1
Cooling A+++
Heating A+

SEER 8.50 *1

SCOP 4.30 *1

*1: 09 model

Flexible & easy installation

The compact and whole-surface suction design provides flexible installation options, including floor-standing, embedded, half concealed, and wall mount installation to match the room layout.

Beneath standard window | Standard concave portion | Wall | Half concealed (Optional parts necessary)

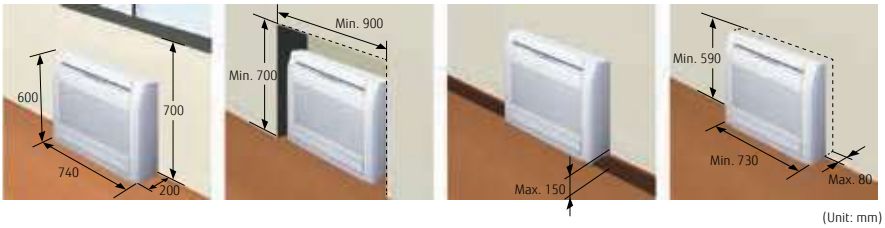

(Unit: mm)

* Concaved position installation with concealment is prohibited.

Low ambient operation

Factory-guaranteed cooling operation down to -10°C ambient temperature.

-10°C Cooling

-15°C Heating

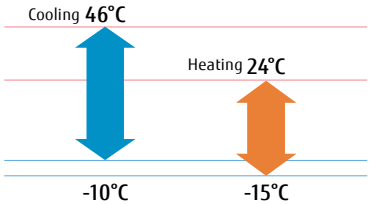

Smart device control (Option)

With the optional WLAN adapter installed in the air conditioner, you can control it from anywhere with your smart device.

* See page C-020 for details on smart device control.

AIRSTAGE Mobile

10°C heat

The room temperature can be set to go no lower than 10°C, thus ensuring that the room does not get too cold when not occupied.

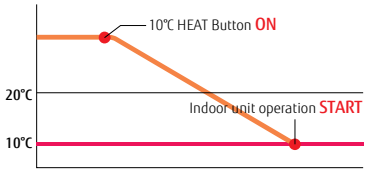

Model: AGEG09KVCA / AGEG12KVCA / AGEG14KVCA

Wireless RC

For AGEG09/12KVCA

For AGEG14KVCA

Specifications

Model name	Indoor unit		AGEG09KVCA	AGEG12KVCA	AGEG14KVCA
	Outdoor unit		AOEG09KVCA	AOEG12KVCA	AOEG14KVCA
Power Source			Single phase, ~230 V, 50 Hz		
Capacity	Cooling	kW	2.5	3.5	4.2
	Heating	kW	3.5	4.5	5.2
UK Total Cooling / UK Sensible Cooling			2.49 / 2.24	3.36 / 2.59	4.03 / 2.92
Input Power	Cooling/Heating	kW	0.53/0.81	0.88/1.22	1.06/1.41
EER	Cooling	W/W	4.70	4.00	3.95
COP	Heating	W/W	4.30	3.70	3.70
Pdesign	Cooling/Heating (-10°C)	kW	2.50/2.60	3.50/3.50	4.20/4.20
SEER	Cooling	W/W	8.50	8.20	8.10
SCOP	Heating (Average)	W/W	4.30	4.10	4.00
Energy Efficiency Class	Cooling		A+++	A++	A++
	Heating (Average)		A+	A+	A+
Annual Energy Consumption	Cooling	kWh/a	103	149	181
	Heating (Average)	kWh/a	845	1,192	1,466
Moisture Removal		l/h	1.3	1.8	2.1
Sound Pressure Level	Indoor (Cooling) H/M/L/Q	dB(A)	40/35/29/22	40/35/29/22	44/38/31/22
	Indoor (Heating) H/M/L/Q	dB(A)	41/35/29/22	41/35/29/22	43/37/29/22
	Outdoor (Cooling/Heating) High	dB(A)	43/47	45/51	51/50
Sound Power Level	Indoor (Cooling/Heating) High	dB(A)	53/54	53/54	57/56
	Outdoor (Cooling/Heating) High	dB(A)	58/61	61/64	63/63
Airflow Rate	Indoor/Outdoor (Cooling) High	m^3/h	570/1,530	570/1,530	650/2,210
	Indoor/Outdoor (Heating) High	m^3/h	600/1,510	600/1,510	650/2,100
Net Dimensions H x W x D	Indoor	mm	600 × 740 × 200	600 × 740 × 200	600 × 740 × 200
	Outdoor	mm	542 × 799 × 290	542 × 799 × 290	632 × 799 × 290
Weight	Indoor	kg	14	14	14
	Outdoor	kg	31	31	38
Remote Controller Type (Supplied With Unit)			Wireless		
Interconnecting Cable (Suggested cable size 1.5mm)			3 Core + Earth		
Suggested MCB Size		A	10	10	16
Max. Operating Current	Cooling/Heating	A	7.0/8.5	7.0/8.5	11.0/12.0
Power Supply To			Outdoor		
Connection Pipe Diameter (Liquid/Gas)		Inch	1/4 & 3/8		
Max. Pipe Length (Pre-Charge)		m	20 (15)		
Max. Height Difference		m	15		
Refrigerant	Type (Global Warming Potential)		R32 (675)		
	Charge (CO2eq-T)	g	850 (0.574)	850 (0.574)	940 (0.635)
	Additional Charge	g/m	20	20	20
Operating Range	Cooling	°CDB	10 to 46		
	Heating	°CDB	-15 to 24		
System List Price		**£**	**1,491**	**1,672**	**1,925**

Optional parts

* For optional parts compatibility of Intesis devices, please refer to the optional parts compatibility list page M-102 to M-103.

Wired Remote Controller (Design type): UTY-RVRY
Compact wired remote controller: UTY-RCRYZ1
Wired remote controller (touch panel): UTY-RNRYZ5
Simple remote controller (without operation mode): UTY-RHRY
Simple remote controller: UTY-RSRY

External switch controller: UTY-TERX
WLAN adapter: FG-AC-WIF1Z1
UTY-TFSXJ3
Communication kit: UTY-TWRXZ3*1

Network Convertor for single split (DC power supply type): UTY-VTGX
Network Convertor for single split (AC power supply type): UTY-VTGXV
Silver Ion Filter: UTR-FA03-5
External connect kit: UTY-XWZXZ5

*1 It is required when a hard wired controller is connected.

Dimensions

(Unit: mm)

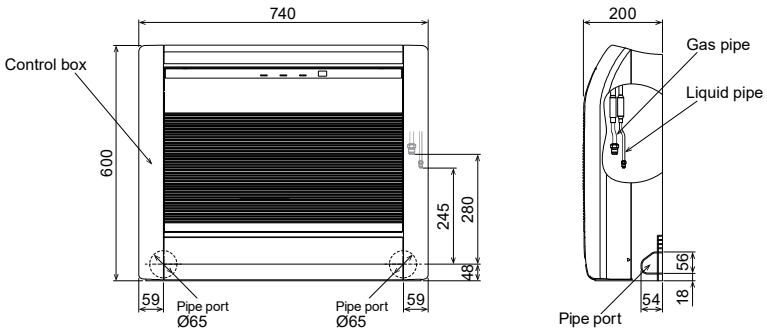

Ceiling

REFRIGERANT R32

reddot winner 2020

ALL DC

Economy | Set Temp. | Return | Auto Changeover | Up/Down | Adjust | Restart | Duct | Auto OFF | Weekly | Filter | On/Off | Blue Fin

(30/36/45/54)

Specifications

Model name	Indoor unit			ABEG18KRTA	ABEG22KRTA	ABEG24KRTA	ABEG30KRTA	ABEG36KRTA	ABEG45KRTA	ABEG36KRTA	ABEG45KRTA
	Outdoor unit			AOEG18KATA	AOEG22KATA	AOEG24KATA	AOEG30KATA	AOEG36KATA	AOEG45KATA	AOEG36KQTA	AOEG45KQTA
Power Source				Single phase, ~230 V, 50 Hz						3-phase, ~400 V, 50 Hz	
Capacity	Cooling		kW	5.2	6.0	6.8	8.5	9.5	12.1	9.5	12.1
	Heating			6.0	7.0	7.5	10.0	10.8	13.5	10.8	13.5
Input Power	Cooling/Heating		kW	1.66/1.71	1.95/2.09	2.19/2.00	2.78/2.86	3.13/3.03	4.84/4.18	3.13/3.03	4.84/4.18
EER	Cooling		W/W	3.13	3.08	3.11	3.06	3.04	2.50	3.04	2.50
COP	Heating			3.51	3.35	3.75	3.5	3.56	3.23	3.56	3.23
Pdesign	Cooling/Heating (-10°C)		kW	5.2/3.8	6.0/4.4	6.8/5.4	8.5/8.0	9.5/8.7	-	9.5/8.7	-
SEER	Cooling		W/W	5.8	5.6	6.0	5.8	5.6	5.2*	5.6	5.2*
SCOP	Heating			3.8	3.8	3.9	3.9	3.9	3.8*	3.9	3.8*
Energy Efficiency Class	Cooling			A+	A+	A+	A+	A+	-	A+	-
	Heating			A	A	A	A	A	-	A	-
Max. Operating Current	Cooling/Heating		A	10.1/10.1	11.6/11.6	12.6/12.6	22.5/22.5	22.5/22.5	28.1/28.1	10.5/10.5	13.6/13.6
Annual Energy Consumption	Cooling		kWh/a	538	375	679	512	594	-	594	-
	Heating			1,398	1,618	1,935	2,871	3,117	-	3,117	-
Moisture Removal			l/h	2.0	2.5	2.2	3.0	2.6	4.5	2.6	4.5
Sound Pressure Level	Indoor (Cooling)	H/M/L/Q	dB(A)	38/36/33/31	42/37/34/31	41/36/32/29	45/40/35/32	44/40/37/32	45/41/39/34	44/40/37/32	45/41/39/34
	Indoor (Heating)	H/M/L/Q		38/36/33/31	42/37/34/31	41/36/32/29	45/40/35/32	44/40/37/32	45/41/39/34	44/40/37/32	45/41/39/34
	Outdoor (Cooling/Heating)	High		51/52	52/53	54/55	53/55	55/55	58/59	55/55	58/59
Sound Power Level	Indoor (Cooling/Heating)	High		53/53	57/57	56/56	60/60	59/59	60/60	59/59	60/60
	Outdoor (Cooling/Heating)	High		63/64	64/65	66/67	68/69	70/70	72/73	70/70	72/73
Airflow Rate	Indoor/Outdoor (Cooling)	High	m^3/h	840/1,710	900/2,240	1,230/2,885	1,400/3,750	1,850/3,750	1,900/4,450	1,850/3,750	1,900/4,450
	Indoor/Outdoor (Heating)	High		840/1,840	900/2,240	1,230/2,350	1,400/3,750	1,800/3,750	1,850/4,450	1,800/3,750	1,850/4,450
Net Dimensions H x W x D	Indoor		mm	235 × 1,080 × 705		235 × 1,390 × 705		235 × 1,700 × 705		235 × 1,700 × 705	
	Outdoor		mm	542 × 799 × 290	632 × 799 × 290	632 × 799 × 290	788 × 940 × 320	788 × 940 × 320	988 × 940 × 320	788 × 940 × 320	998 × 940 × 320
Weight	Indoor		kg	24	24	31	31	38	38	38	38
	Outdoor		kg	33	36	38	52	52	61	53	62
Remote Controller Type				NO CONTROLLER SUPPLIED WITH THESE UNITS PLEASE ORDER SEPARATELY							
Interconnecting Cable (Suggested cable size 1.5mm)				3 Core + Earth						3 Core + Earth	
Suggested MCB Size			A	16	16	16	25	25	32	16	16
Max. Operating Current	Cooling/Heating		A	10.1	11.6	12.6	22.5	22.5	28.1	10.5	13.6
Power Supply To				Outdoor						Outdoor	
Connection Pipe Diameter (Liquid/Gas)			Inch	1/4 & 1/2	1/4 & 1/2	1/4 & 1/2	3/8 & 5/8			3/8 & 5/8	
Max. Pipe Length (Pre-Charge)			m	20 (15)	25 (15)	25 (20)	30 (30)			30 (30)	
Max. Height Difference				15	20	20	30			30	
Refrigerant	Type (Global Warming Potential)			R32 (675)						R32 (675)	
	Charge (CO2eq-T)		g	900 (0.608)	1100 (0.743)	1250 (0.844)	1900 (1.283)	1900 (1.283)	2400 (1.620)	1.900 (1.283)	2400 (1.620)
	Additional Charge		g/m	20	20	20	-	-	-	-	-
Operating Range	Cooling		°CDB	-10 to 46						-10 to 46	
	Heating			-15 to 24						-15 to 24	
System List Price (includes UTY-RNRYZ5 controller)			**£**	**1,714**	**2,022**	**2,139**	**2,637**	**3,025**	**3,419**	**3,215**	**3,627**

* calculated result

Easy maintenance

The front panel can be opened without removing it for safe & speedy maintenance.

The drain pan can be removed for cleaning.

Components in the control box can be easily accessed from the wide side opening.

Model: ABEG18KRTA / ABEG22KRTA / ABEG24KRTA / ABEG30KRTA / ABEG36KRTA / ABEG45KRTA
ABEG36KRTA [3-phase] / ABEG45KRTA [3-phase] / ABEG54KRTA [3-phase]


ABEG18/22KRTA


ABEG24/30KRTA


ABEG36/45/54KRTA


For ABEG18/22KRTA


For ABEG24KRTA


For ABEG30/36KRTA


For ABEG45/54KRTA

Specifications

Model name	Indoor unit		ABEG18KRTA	ABEG22KRTA	ABEG24KRTA	ABEG30KRTA	ABEG36KRTA	ABEG45KRTA	ABEG36KRTA	ABEG45KRTA	ABEG54KRTA
	Outdoor unit		AOEG18KBTB	AOEG22KBTB	AOEG24KBTB	AOEG30KBTB	AOEG36KBTB	AOEG45KBTB	AOEG36KRTA	AOEG45KRTA	AOEG54KRTA
Power Source			Single phase, ~230 V, 50 Hz						3-phase, ~400 V, 50 Hz		
Capacity	Cooling	kW	5.2	6.0	6.8	8.5	9.5	12.1	9.5	12.1	13.4
	Heating	kW	6.0	7.0	7.5	10.0	10.8	13.5	10.8	13.5	15.5
UK Total Cooling / UK Sensible Cooling			5.01 / 3.62	5.85 / 4.12	6.63 / 4.97	8.08 / 5.23	9.03 / 7.44	11.54 / 8.37	9.03 / 7.44	11.54 / 8.37	13.38 / 9.84
Input Power	Cooling/Heating	kW	1.55/1.62	1.87/1.95	2.14/1.97	2.65/2.77	2.96/2.88	4.22/3.84	2.96/2.88	4.22/3.84	4.45/4.43
EER	Cooling	W/W	3.35	3.21	3.18	3.21	3.21	2.87	3.21	2.87	3.01
COP	Heating	W/W	3.70	3.59	3.81	3.61	3.75	3.52	3.75	3.52	3.50
Pdesign	Cooling/Heating (-10°C)	kW	5.2/4.4	6.0/4.8	6.8/6.0	8.5/8.0	9.5/8.7	-	9.5/8.7	-	-
SEER	Cooling	W/W	6.2	6.1	6.2	6.1	6.37	6.25*	6.37	6.25*	5.88*
SCOP	Heating (Average)	W/W	4.1	4.0	4.1	4.0	4.21	4.05*	4.21	4.05*	3.95*
Energy Efficiency Class	Cooling		A++	A++	A++	A++	A++	-	A++	-	-
	Heating (Average)		A+	A+	A+	A+	A+	-	A+	-	-
Annual Energy Consumption	Cooling	kWh/a	293	344	384	486	524	-	524	-	-
	Heating	kWh/a	1,501	1,677	2,042	2,796	2,904	-	2,904	-	-
Moisture Removal		l/h	2.0	2.5	2.2	3.0	2.6	4.5	2.6	4.5	5.0
Sound Pressure Level	Indoor (Cooling) H/M/L/Q	dB(A)	38/36/33/31	42/37/34/31	41/36/32/29	45/40/35/32	44/40/37/32	45/41/39/34	44/40/37/32	45/41/39/34	48/44/41/38
	Indoor (Heating) H/M/L/Q	dB(A)	38/36/33/31	42/37/34/31	41/36/32/29	45/40/35/32	44/40/37/32	45/41/39/34	44/40/37/32	45/41/39/34	48/44/41/38
	Outdoor (Cooling/Heating) High	dB(A)	50/50	51/51	53/54	53/55	55/55	57/57	55/55	57/57	57/59
Sound Power Level	Indoor (Cooling/Heating) High	dB(A)	53/53	57/57	56/56	60/60	59/59	60/60	59/59	60/60	63/63
	Outdoor (Cooling/Heating) High	dB(A)	62/62	63/63	65/66	68/69	70/70	71/71	70/70	71/71	73/73
Airflow Rate	Indoor/Outdoor (Cooling) High	m^3/h	840/2,160	900/2,240	1,230/2,700	1,400/3,750	1,850/3,750	1,900/4,450	1,850/3,750	1,900/4,450	2,100/4,450
	Indoor/Outdoor (Heating) High	m^3/h	840/1,830	900/1,960	1,230/2,700	1,400/3,750	1,800/3,750	1,850/4,450	1,800/3,750	1,850/4,450	2,100/4,450
Net Dimensions H x W x D	Indoor	mm	235 × 1,080 × 705		235 × 1,390 × 705		235 × 1,700 × 705		235 × 1,700 × 705		
	Outdoor	mm	632 × 799 × 290		716 × 820 × 315	788 × 940 × 320	788 × 940 × 320	998 × 940 × 320	788 × 940 × 320	998 × 940 × 320	
Weight	Indoor	kg	24	24	31	31	38	38	38	38	38
	Outdoor	kg	36	38	42	52	52	67	53	67	67
Remote Controller Type			NO CONTROLLER SUPPLIED WITH THESE UNITS PLEASE ORDER SEPARATELY								
Interconnecting Cable (Suggested cable size 1.5mm)			3 Core + Earth						3 Core + Earth		
Suggested MCB Size		A	16	16	20	25	25	32	16	16	16
Max. Operating Current	Cooling/Heating	A	12.1	12.6	13.6	22.6	22.6	28.5	10.5	14.0	14.0
Power Supply To			Outdoor						Outdoor		
Connection Pipe Diameter (Liquid/Gas)		Inch	1/4 & 1/2			3/8 & 5/8			3/8 & 5/8		
Max. Pipe Length (Pre-Charge)		m	30 (20)			50 (30)			50 (30)		
Max. Height Difference		m	20	25		30			30		
Refrigerant	Type (Global Warming Potential)		R32 (675)						R32 (675)		
	Charge (CO2eq-T)	g	1020 (0.689)	1250 (0.844)		1900 (1.283)		2700 (1.823)	1900 (1.283)	2700 (1.823)	
	Additional Charge	g/m	20			40			40		
Operating Range	Cooling	°CDB	-15 to 46						-15 to 46		
	Heating	°CDB	-15 to 24						-15 to 24		
System List Price (includes UTY-RNRYZ5 controller)		**£**	**1,959**	**2,344**	**2,496**	**3,053**	**3,543**	**3,909**	**3,564**	**4,006**	**4,698**

* calculated result

Optional parts

* For optional parts compatibility of Intesis devices, please refer to the optional parts compatibility list page M-102 to M-103.

Wired Remote Controller (Design type):	UTY-RVRY	WLAN adapter:	UTY-TFSXJ3	Network Convertor for single split (DC power supply type):	UTY-VTGX
Compact wired remote controller:	UTY-RCRYZ1		FG-AC-WIF1Z1	Network Convertor for single split (AC power supply type):	UTY-VTGXV
Wired remote controller (touch panel):	UTY-RNRYZ5	Drain pump unit:	UTR-DPB24T	External switch controller:	UTY-TERX
Simple remote controller (without operation mode):	UTY-RHRY	IR receiver unit:	UTY-LBTYH	External connect kit:	UTY-XWZXZG
Simple remote controller:	UTY-RSRY	L-type piping kit:	UTP-FX24A (18/22/24)	Wireless Remote Controller:	UTY-LNTY
External input and output PCB:	UTY-XCSX		UTP-FX35A (30/36/45/54)	**(Outdoor unit 30/36/45/54)**	
External input and output PCB box:	UTZ-GXEA	Communication kit:	UTY-TWRXZ3	External connect kit:	UTY-XWZXZ3

Dimensions

(Unit: mm)

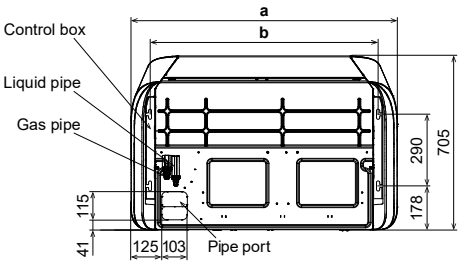

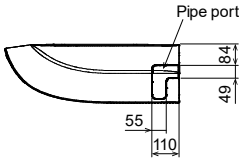

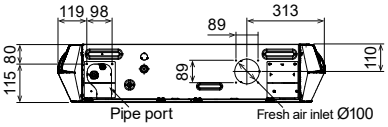

	ABEG 18/22KRTA	ABEG 24/30KRTA	ABEG 36/45/54 KRTA
a	1,080	1,390	1,700
b	923	1,233	1,543

Light Commercial & Residential

MULTI-SPLIT

REFRIGERANT R32

Refrigerant type R32 models

REFRIGERANT R410A

Refrigerant type R410A models

A single outdoor unit drives multiple indoor units, offering greater flexibility in system configuration.

If you wish to keep an entire floor or two or more rooms comfortable, we recommend you choose a multi-split air conditioning system with a single outdoor unit. Choose one that meets your air conditioning requirements from the variety of models we offer. You can mix and match indoor and outdoor units as you wish to build the system that best suits your needs.

Multi-split Outdoor Units Lineup

				Class	14	18
				Cooling rated capacity (kW)	4.0	5.0
2-unit, 3-unit, 4-unit, 5-unit Multi-split	2-unit Multi-split Up to 2 units	R32			AOEG14KBCA2	AOEG18KBCA2
	3-unit Multi-split Up to 3 units					
	4-unit Multi-split Up to 4 units					
	5-unit Multi-split Up to 5 units		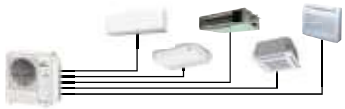			
Simultaneous Multi-split	Twin Single-phase					
	Twin 3-phase					
	Twin/Triple Single-phase					
	Twin/Triple 3-phase					
	Twin/Triple/ Double Twin 3-phase	R410A				

Notes: **1. 2-unit Multi-split:** Connectable indoor units are 2 units.
AOEG14KBCA2: Total capacity of indoor units connected must be between 4.0 kW and 6.0 kW.
AOEG18KBCA2: Total capacity of indoor units connected must be between 4.0 kW and 7.5 kW.
2. 3-unit Multi-split: Connectable indoor units are 2 to 3 units.
AOEG18KBCA3: Total capacity of indoor units connected must be between 4.0 kW and 8.5 kW.
AOEG24KBCA3: Total capacity of indoor units connected must be between 4.0 kW and 10.5 kW.
3. 4-unit Multi-split: Connectable indoor units are 2 to 4 units.
AOEG30KBTA4: Total capacity of indoor units connected must be between 7.5 kW and 14.0 kW.
4. 5-unit Multi-split: Connectable indoor units are 2 to 5 units
AOEG36KBTA5: Total capacity of indoor units connected must be between 7.5 kW and 15.5 kW.

FUJITSU GENERAL (Euro) GmbH participates in the ECP program for AC.
Check ongoing validity of certificate: www.eurovent-certification.com
*Models so marked are not ECC certified.

18	24	30	36	45	54	72	90
5.4	6.8	8.0	10.0	12.5	14.0	19.0	22.0
AOEG18KBCA3	AOEG24KBCA3						
		AOEG30KBTA4					
			AOEG36KBTA5*1				
			AOEG36KBTB	AOEG45KBTB			
			AOEG36KRTA	AOEG45KRTA			
					AOEG54KBTB		
					AOEG54KRTA		
						AOYG72LRLA	AOYG90LRLA

Cooling rated capacity: *1: 9.5 kW

2-unit to 5-unit Multi-split Connectable Indoor Units

Type		2-unit		3-unit		4-unit	5-unit
Model name		AOEG14KBCA2	AOEG18KBCA2	AOEG18KBCA3	AOEG24KBCA3	AOEG30KBTA4	AOEG36KBTA5
Multi-split Type Outdoor Unit							
Capacity (kW)	Cooling	4.0	5.0	5.4	6.8	8.0	9.5
	Heating	4.4	5.6	6.8	8.0	9.6	10.6

Indoor Unit	BTU	kW Class						
NEW  ASEH07/09/12/14KGTG ASEG07/09/12/14KETF	7,000	2.0	●	●	●	●	●	●
	9,000	2.5	●	●	●	●	●	●
NEW   ASEH07/09/12/14KMCG ASEG07/09/12/14KETF-B	12,000	3.5	●	●	●	●	●	●
	14,000	4.0	–	●	●	●	●	●
NEW ASEH05/07/09/12KNCA	5,000	1.5	●*	●*	●*	●*	●*	●*
	7,000	2.0	●	●	●	●	●	●
	9,000	2.5	●	●	●	●	●	●
	12,000	3.5	●	●	●	●	●	●
 ASEG18/22/24KMTE	18,000	5.0	–	–	–	●	●	●
	22,000	6.0	–	–	–	–	●	●
	24,000	7.0	–	–	–	–	●	●
 AGEG09/12/14KVCA	9,000	2.5	●	●	●	●	●	●
	12,000	3.5	●	●	●	●	●	●
	14,000	4.0	–	●	●	●	●	●
 AUXG07/09/12/14/18/22KVLA	7,000	2.0	●	●	●	●	●	●
	9,000	2.5	●	●	●	●	●	●
	12,000	3.5	●	●	●	●	●	●
	14,000	4.0	–	●	●	●	●	●
	18,000	5.0	–	–	–	●	●	●
	22,000	6.0	–	–	–	–	●	●

*Please consult your dealer for compatible outdoor units with 5kW models.

REFRIGERANT R32

Type		2-unit		3-unit		4-unit	5-unit
Model name		AOEG14KBCA2	AOEG18KBCA2	AOEG18KBCA3	AOEG24KBCA3	AOEG30KBTA4	AOEG36KBTA5
Multi-split Type Outdoor Unit							
Capacity (kW)	Cooling	4.0	5.0	5.4	6.8	8.0	9.5
	Heating	4.4	5.6	6.8	8.0	9.6	10.6

Indoor Unit	BTU	kW Class						
 ARXG07/09/12/14/18KSLAP	7,000	2.0	●	●	●	●	●	●
	9,000	2.5	●	●	●	●	●	●
	12,000	3.5	●	●	●	●	●	●
	14,000	4.0	–	●	●	●	●	●
	18,000	5.0	–	–	–	●	●	●
 ARXG07/09/12/14/18KLLAP	7,000	2.0	●	●	●	●	●	●
	9,000	2.5	●	●	●	●	●	●
	12,000	3.5	●	●	●	●	●	●
	14,000	4.0	–	●	●	●	●	●
	18,000	5.0	–	–	–	●	●	●
 ARXG22KMLB	22,000	6.0	–	–	–	–	●	●
 ABEG18/22KRTA	18,000	5.0	–	–	–	●	●	●
	22,000	6.0	–	–	–	–	●	●

ALL DC

High energy saving

With the adoption of a high-efficiency DC twin-rotary compressor, all models achieved an energy efficiency scale of A+++ for cooling and A++ for heating.

Rank
Cooling A+++
Heating A++

SEER 8.7*

SCOP 4.7

*: 2-unit 14 class



R32 refrigerant model

In addition to its high energy efficiency, the R32 refrigerant has a larger volumetric capacity than the R410A refrigerant, which means the R32 refrigerant models require less refrigerant charge than the R410A models.

Comparrison of Pre-charge refrigerant amount (kg)

	R32	R410A
2-unit 14 class	0.9	1.25
2-unit 18 class	1.02	1.30
3-unit 18 class	1.8	2.2
3-unit 24 class	1.8	2.2
4-unit 30 class	2.2	3.3
5-unit 36 class	2.5	4.0

Quiet operation

The sound power level is reduced by up to 7 dB compared to the current R410 models.

Sound Power Level

*3-unit 24 class (cooling)



Space-saving installation

Multiple indoor units can be connected to 1 outdoor unit by long piping as well. Unlike a single type, the outdoor unit can be installed in the most space-saving location.

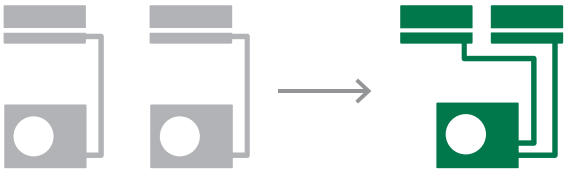

Compact design

Unlike a single type, the outdoor unit can be installed in the most space-saving location.

R410A model

R32 model

Depth difference	Space requirement
-15.5 % !*	-36.2 % !*

*: Compared with current 5-unit multi models

Easy evacuation

All connected pipes and indoor units can be evacuated quickly via our centralized valve method.
Requires evacuation only once.



Wide range of indoor units with various models

We offer 41 models in 5 types in a capacity range from 2.0 kW to 6.0 kW. Wide range of requirements can be realized from private homes through to large shops and hotels

Models equipped with the New R32 Refrigerant

Wall-mounted type with sophisticated design

Designer Series

Cool Beauty Design
07/09/12/14 kBTU

High Spec Series NEW

High Spec & Design
07/09/12/14 kBTU

Standard Series NEW

High Efficiency & Comfort
07/09/12/14 kBTU

Eco+ Series NEW

Compact Size
05/07/09/12 kBTU

Standard Series

High Efficiency & Large Rooms
18/22/24 kBTU

Middle and small capacity models are available. This makes installation easier in small spaces.

Mini Duct
07/09/12/14/18 kBTU

Slim Duct
07/09/12/14/18 kBTU

Medium static pressure duct
22 kBTU

Compact Cassette
07/09/12/14/18/22 kBTU

Floor
09/12/14/ kBTU

Ceiling
18/22 kBTU

2-unit: AOEG14KBCA2 / AOEG18KBCA2
3-unit: AOEG18KBCA3 / AOEG24KBCA3
4-unit: AOEG30KBTA4
5-unit: AOEG36KBTA5

2-unit 3-unit 4-unit, 5-unit

Specifications (2-unit)

Model name				AOEG14KBCA2	AOEG18KBCA2
Power Source				Single phase, ~230 V, 50 Hz	
Rated Capacity	Cooling	Rated	kW	4.0	5.0
		Min.-Max.		1.4-4.6	1.7-5.8
	Heating	Rated		4.4	5.6
		Min.-Max.		1.1-5.5	1.8-6.6
EER	Cooling		W/W	4.12	4.03
COP	Heating			4.63	4.59
Sound Pressure Level (High)	Cooling		dB(A)	47	47
	Heating			49	50
Sound Power Level (High)	Cooling			60	60
	Heating			62	62
Airflow Rate	Cooling/Heating		m^3/h	1,670/1,670	1,960/2,020
Net Dimensions H × W × D			mm	542 × 799 × 290	632 × 799 × 290
Weight			kg	33	37
Connection Pipe Diameter	Liquid		Inch	1/4 × 2	1/4 × 2
	Gas			3/8 × 2	3/8 × 2
Max. Pipe Length	Total/Each		m	30/20	30/20
Max. Height Difference	Between Outdoor Unit and Each Indoor Unit			15	
	Between Indoor Units			10	
Operating Range	Cooling		°CDB	-10 to 46	
	Heating			-15 to 24	
Refrigerant	Type (Global Warming Potential)			R32 (675)	
	Charge (CO2eq-T)		g	900 (0.608)	1020 (0.689)
Unit List Price			**£**	**1,120**	**1,314**

Specifications (3-unit)

Model name				AOEG18KBCA3	AOEG24KBCA3
Power Source				Single phase, ~230 V, 50 Hz	
Rated Capacity	Cooling	Rated	kW	5.4	6.8
		Min.-Max.		1.8-7.0	1.8-8.5
	Heating	Rated		6.8	8.0
		Min.-Max.		2.0-8.0	2.0-9.2
EER	Cooling		W/W	4.78	3.90
COP	Heating			4.89	4.40
Sound Pressure Level (High)	Cooling		dB(A)	46	48
	Heating			49	53
Sound Power Level (High)	Cooling			59	61
	Heating			61	67
Airflow Rate	Cooling/Heating		m^3/h	2,220/2,160	2,270/2,730
Net Dimensions H × W × D			mm	716 × 820 × 315	716 × 820 × 315
Weight			kg	46	46
Connection Pipe Diameter	Liquid		Inch	1/4 × 3	1/4 × 3
	Gas			3/8 × 3	3/8 × 2, 1/2 × 1 adapter [1/2 → 3/8] × 1
Max. Pipe Length	Total/Each		m	50/25	50/25
Max. Height Difference	Between Outdoor Unit and Each Indoor Unit			15	
	Between Indoor Units			10	
Operating Range	Cooling		°CDB	-10 to 46	
	Heating			-15 to 24	
Refrigerant	Type (Global Warming Potential)			R32 (675)	
	Charge (CO2eq-T)		g	1800 (1.215)	1800 (1.215)
Unit List Price			**£**	**1,588**	**1,756**

Specifications (4-unit, 5-unit)

Model name				AOEG30KBTA4	AOEG36KBTA5
Power Source				Single phase, ~230 V, 50 Hz	
Rated Capacity	Cooling	Rated	kW	8.0	9.5
		Min.-Max.		2.4-10.1	3.0-11.0
	Heating	Rated		9.6	10.6
		Min.-Max.		3.0-11.2	3.5-12.0
EER	Cooling		W/W	3.90	3.80
COP	Heating			4.55	4.50
Sound Pressure Level (High)	Cooling		dB(A)	50	52
	Heating			54	55
Sound Power Level (High)	Cooling			63	65
	Heating			66	68
Airflow Rate	Cooling/Heating		m^3/h	2,400/2,950	2,450/2,900
Net Dimensions H × W × D			mm	884 × 820 × 315	884 × 820 × 315
Weight			kg	55	59
Connection Pipe Diameter	Liquid		Inch	6.35 × 4	6.35 × 5
	Gas			3/8 × 2, 1/2 × 2 adapter [1/2 → 3/8] × 2	3/8 × 3, 1/2 × 2 adapter [1/2 → 3/8] × 2 adapter [3/8 → 1/2] × 1
Max. Pipe Length*	Total/Each		m	70/25	75/25
Max. Height Difference	Between Outdoor Unit and Each Indoor Unit			15	
	Between Indoor Units			10	
Operating Range	Cooling		°CDB	-10 to 46	
	Heating			-15 to 24	
Refrigerant	Type (Global Warming Potential)			R32 (675)	
	Charge (CO2eq-T)		g	2200 (1.485)	2500 (1.688)
Unit List Price			**£**	**2,399**	**2,972**

*Length not applicable when floor units are connected. For details, refer to the installation manual.

Dimensions

(Unit: mm)

2-unit: AOEG14KBCA2

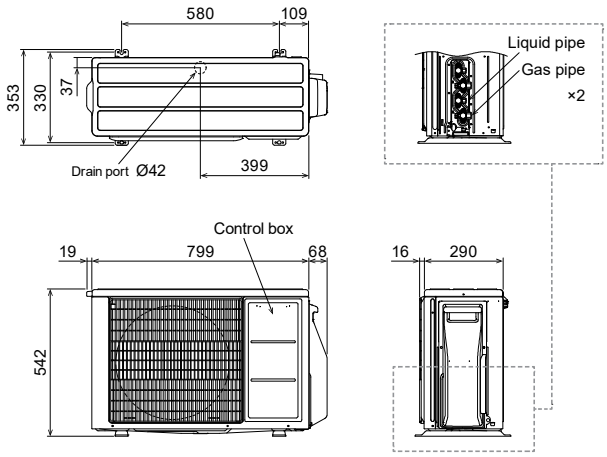

2-unit: AOEG18KBCA2

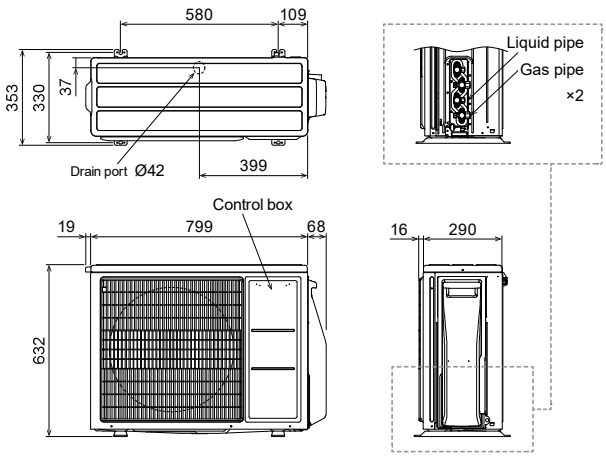

3-unit: AOEG18KBCA3 / AOEG24KBCA3

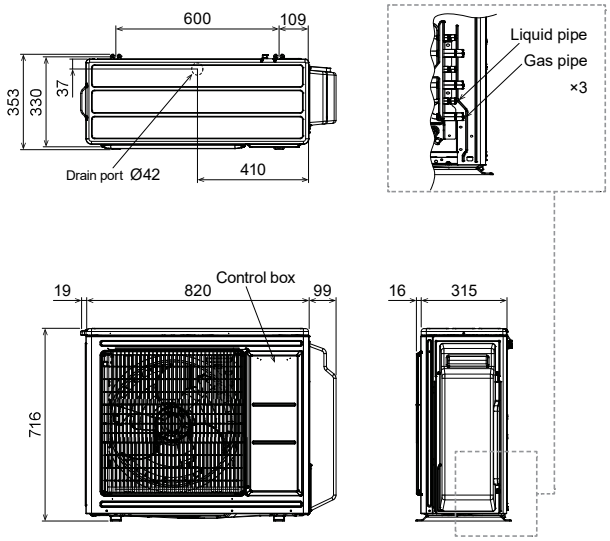

4-unit: AOEG30KBTA4
5-unit: AOEG36KBTA5

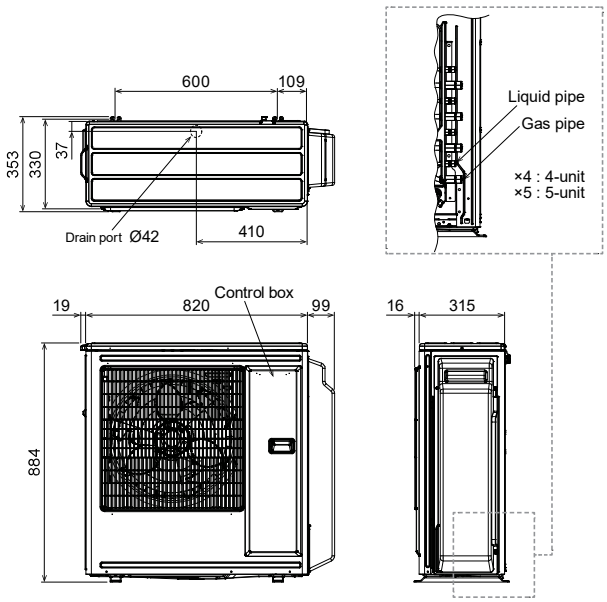

2-unit to 5-unit Multi-split
Indoor Units Specifications

Wall-mounted type

NEW

Model name	Indoor unit			ASEH07KGTG	ASEH09KGTG	ASEH12KGTG	ASEH14KGTG
kW Class			kW	2.0	2.5	3.5	4.0
Power Source				Single phase, ~230 V, 50 Hz			
Sound Pressure Level	Cooling	H/M/L/Q	dB(A)	38/33/29/21	40/34/29/21	40/35/30/21	43/36/30/21
	Heating			41/35/31/22	42/36/31/22	42/38/33/22	44/39/33/24
Sound Power Level	Cooling	H	dB(A)	54	55	56	57
	Heating			56	57	58	59
Airflow Rate	Cooling	H/M/L/Q	m^3/h	650/540/430/270	700/560/430/270	700/560/430/270	770/600/450/280
	Heating			720/580/460/330	750/610/470/330	770/640/520/330	800/660/520/340
Net Dimensions			mm	270 × 834 × 215	270 × 834 × 215	270 × 834 × 215	270 × 834 × 215
Weight			kg	10	10	10	10
Connection Pipe Diameter		Liquid/Gas	Inch	1/4 & 3/8	1/4 & 3/8	1/4 & 3/8	1/4 & 3/8
Unit List Price			**£**	**367**	**397**	**459**	**515**

Wall-mounted type

Model name	Indoor unit			ASEH07KETF ASEH07KETF-B	ASEH09KETF ASEH09KETF-B	ASEH12KETF ASEH12KETF-B	ASEH14KETF ASEH14KETF-B
kW Class			kW	2.0	2.5	3.5	4.0
Power Source				Single phase, ~230 V, 50 Hz			
Sound Pressure Level	Cooling	H/M/L/Q	dB(A)	38/33/29/21	40/34/29/21	40/35/30/21	43/36/30/21
	Heating			41/35/31/22	42/36/31/22	42/38/33/22	44/39/33/24
Sound Power Level	Cooling	H	dB(A)	54	55	55	57
	Heating			56	57	58	59
Airflow Rate	Cooling	H/M/L/Q	m^3/h	650/540/430/270	700/560/430/270	700/560/430/270	770/600/450/280
	Heating			720/580/460/330	750/610/470/330	770/640/520/330	800/660/520/340
Net Dimensions			mm	295 × 950 (wall side: 840) × 230	295 × 950 (wall side: 840) × 230	295 × 950 (wall side: 840) × 230	295 × 950 (wall side: 840) × 230
Weight			kg	11	11	11	11.5
Connection Pipe Diameter		Liquid/Gas	Inch	1/4 & 3/8	1/4 & 3/8	1/4 & 3/8	1/4 & 3/8
Unit List Price			**£**	**389**	**400**	**435**	**528**

Wall-mounted type

NEW

Model name	Indoor unit			ASEH07KMCG	ASEH09KMCG	ASEH12KMCG	ASEH14KMCG
kW Class			kW	2.0	2.5	3.5	4.0
Power Source				Single phase, ~230 V, 50 Hz			
Sound Pressure Level	Cooling	H/M/L/Q	dB(A)	38/33/29/21	40/34/29/21	40/35/30/21	43/36/30/21
	Heating			41/35/31/22	42/36/31/22	42/38/33/22	44/39/33/24
Sound Power Level	Cooling	H	dB(A)	54	55	55	57
	Heating			56	57	58	59
Airflow Rate	Cooling	H/M/L/Q	m^3/h	650/540/430/320	700/560/430/320	700/560/430/320	770/600/450/310
	Heating			720/580/460/330	750/610/470/330	780/640/520/330	820/660/520/340
Net Dimensions			mm	270 × 834 × 222	270 × 834 × 222	270 × 834 × 222	270 × 834 × 222
Weight			kg	10	10	10	10
Connection Pipe Diameter		Liquid/Gas	Inch	1/4 & 3/8	1/4 & 3/8	1/4 & 3/8	1/4 & 3/8
Unit List Price			**£**	**312**	**353**	**381**	**453**

Wall-mounted type

NEW

Model name	Indoor unit			ASEH05KNCA	ASEH07KNCA	ASEH09KNCA	ASEH12KNCA
kW Class			kW	1.5	2.0	2.5	3.5
Power Source				Single phase, ~230 V, 50 Hz			
Sound Pressure Level	Cooling	H/M/L/Q	dB(A)	34 / 33 / 29 / 21	36 / 33 / 29 / 21	41 / 35 / 29 / 21	42 / 36 / 32 / 21
	Heating			34 / 32 / 30 / 22	36 / 33 / 30 / 22	41 / 34 / 30 / 22	42 / 35 / 31 / 22
Sound Power Level	Cooling	H	dB(A)	50	51	56	57
	Heating			50	51	56	57
Airflow Rate	Cooling	H/M/L/Q	m^3/h	500 / 450 / 390 / 250	530 / 460 / 390 / 250	640 / 500 / 390 / 250	660 / 520 / 440 / 250
	Heating			500 / 450 / 420 / 280	530 / 460 / 420 / 280	640 / 500 / 420 / 280	660 / 520 / 440 / 280
Net Dimensions			mm	270 × 784 × 222	270 × 784 × 222	270 × 784 × 222	270 × 784 × 222
Weight			kg	9	9	9	9
Connection Pipe Diameter		Liquid/Gas	mm	1/4 & 3/8	1/4 & 3/8	1/4 & 3/8	1/4 & 3/8
Unit List Price			**£**	**223**	**253**	**279**	**302**

Wall-mounted type

Model name	Indoor unit			ASEG18KMTE	ASEG22KMTE	ASEG24KMTE
kW Class			kW	5.0	6.0	7.0
Power Source				Single phase, ~230 V, 50 Hz		
Sound Pressure Level	Cooling	H/M/L/Q	dB(A)	45/40/35/29	48/40/35/29	49/40/35/29
	Heating			46/40/35/29	48/40/35/29	49/40/35/29
Sound Power Level	Cooling	H	dB(A)	60	62	65
	Heating			61	62	65
Airflow Rate	Cooling	H/M/L/Q	m^3/h	980/810/640/510	1,060/810/640/510	1,170/850/640/510
	Heating			1,020/850/640/510	1,060/850/640/510	1,170/850/640/510
Net Dimensions			mm	280 × 980 × 240	280 × 980 × 240	280 × 980 × 240
Weight			kg	12.5	12.5	12.5
Connection Pipe Diameter		Liquid/Gas	Inch	1/4 & 1/2	1/4 & 1/2	1/4 & 1/2
Unit List Price			**£**	**616**	**772**	**905**

Floor

Model name	Indoor unit			AGEG09KVCA	AGEG12KVCA	AGEG14KVCA
kW Class			kW	2.5	3.5	4.0
Power Source				Single phase, ~230 V, 50 Hz		
Sound Pressure Level	Cooling	H/M/L/Q	dB(A)	39/34/28/22	42/36/30/22	44/38/31/22
	Heating			39/35/30/22	42/38/32/22	44/39/33/22
Sound Power Level	Cooling	H	dB(A)	52	55	56
	Heating			52	55	56
Airflow Rate	Cooling	H/M/L/Q	m^3/h	530/440/360/270	600/490/380/270	650/520/400/270
	Heating			530/460/380/270	600/510/410/270	650/540/430/270
Net Dimensions			mm	600 × 740 × 200	600 × 740 × 200	600 × 740 × 200
Weight			kg	14	14	14
Connection Pipe Diameter		Liquid/Gas	mm	1/4 & 3/8	1/4 & 3/8	1/4 & 3/8
Unit List Price			**£**	**656**	**752**	**867**

2-unit to 5-unit Multi-split Indoor Units Specifications

Ceiling

Model name	Indoor unit			ABEG18KRTA	ABEG22KRTA
kW Class			kW	5.0	6.0
Power Source				Single phase, ~230 V, 50 Hz	
Sound Pressure Level	Cooling	H/M/L/Q	dB(A)	38/36/33/31	42/37/34/31
	Heating			38/36/33/31	42/37/34/31
Sound Power Level	Cooling	H	dB(A)	53	57
	Heating			53	57
Airflow Rate	Cooling	H/M/L/Q	m^3/h	840/790/710/650	900/790/710/650
	Heating			840/790/710/650	900/790/710/650
Net Dimensions			mm	235 × 1,080 × 705	235 × 1,080 × 705
Weight			kg	24	24
Connection Pipe Diameter		Liquid/Gas	Inch	1/4 & 1/2	1/4 & 1/2
Unit List Price			**£**	**675**	**873**

Compact Cassette Grid Type

Model name	Indoor unit			AUXG07KVLA	AUXG09KVLA	AUXG12KVLA	AUXG14KVLA	AUXG18KVLA	AUXG22KVLA
kW Class			kW	2.0	2.5	3.5	4.0	5.0	6.0
Power Source				Single phase, ~230 V, 50 Hz					
Sound Pressure Level	Cooling	H/M/L/Q	dB(A)	33/31/29/27	33/31/29/27	37/34/31/28	38/35/32/29	38/35/32/29	44/42/36/30
	Heating			34/32/29/27	34/32/29/27	37/34/31/29	43/38/34/30	43/38/34/30	45/43/40/33
Sound Power Level	Cooling	H	dB(A)	46	46	49	50	50	56
	Heating			47	47	49	55	55	57
Airflow Rate	Cooling	H/M/L/Q	m^3/h	540/490/440/390	540/490/440/390	610/530/470/410	680/580/490/410	680/580/490/410	830/740/600/450
	Heating			540/490/440/390	540/490/440/390	610/530/470/410	790/680/580/450	790/680/580/450	860/760/700/530
Net Dimensions			mm	245 × 570 × 570	245 × 570 × 570	245 × 570 × 570	245 × 570 × 570	245 × 570 × 570	245 × 570 × 570
Weight			kg	15	15	15	15	15	16
Panel				UTG-UFYF-W	UTG-UFYF-W	UTG-UFYF-W	UTG-UFYF-W	UTG-UFYF-W	UTG-UFYF-W
Connection Pipe Diameter		Liquid/Gas	Inch	1/4 & 3/8	1/4 & 3/8	1/4 & 3/8	1/4 & 3/8	1/4 & 1/2	1/4 & 1/2
Unit List Price			**£**	**647**	**669**	**702**	**789**	**821**	**884**

Price includes Grille

Bulkhead duct

Model name	Indoor unit			ARXG07KSLAP	ARXG09KSLAP	ARXG12KSLAP	ARXG14KSLAP	ARXG18KSLAP
kW Class			kW	2.0	2.5	3.5	4.0	5.0
Power Source				Single phase, ~230 V, 50 Hz				
Sound Pressure Level	Cooling	H/M/L/Q	dB(A)	29/26/24/23	29/26/24/23	31/27/25/23	35/30/27/23	33/29/26/23
	Heating			29/26/24/23	29/26/24/23	31/27/25/23	35/30/27/23	33/29/26/23
Sound Power Level	Cooling	H	dB(A)	52	54	55	60	58
	Heating			53	56	57	62	59
Airflow Rate	Cooling	H/M/L/Q	m^3/h	550/440/390/360	600/450/400/360	650/490/430/360	800/640/530/360	940/750/540/480
	Heating			550/440/390/360	600/450/400/360	650/490/430/360	800/640/530/360	940/750/540/480
External static pressure			Pa	0 to 30	0 to 30	0 to 30	0 to 50	0 to 50
Drain pump				Standard	Standard	Standard	Standard	Standard
Net Dimensions			mm	198 × 700 × 450	198 × 700 × 450	198 × 700 × 450	198 × 700 × 450	198 × 900 × 450
Weight			kg	15.5	15.5	15.5	15.5	18.5
Connection Pipe Diameter		Liquid/Gas	Inch	1/4 & 3/8	1/4 & 3/8	1/4 & 3/8	1/4 & 3/8	1/4 & 1/2
Unit List Price			**£**	**689**	**689**	**838**	**961**	**981**

Slim duct



Model name	Indoor unit			ARXG07KLLAP	ARXG09KLLAP	ARXG12KLLAP	ARXG14KLLAP	ARXG18KLLAP
kW Class			kW	2.0	2.5	3.5	4.0	5.0
Power Source				Single phase, ~230 V, 50 Hz				
Sound Pressure Level	Cooling	H/M/L/Q	dB(A)	28/26/25/24	28/27/26/25	29/28/27/26	32/30/28/26	32/30/29/27
	Heating			28/26/25/24	28/26/25/24	29/28/27/24	32/30/28/25	32/30/29/27
Sound Power Level	Cooling	H	dB(A)	57	57	58	60	58
	Heating			57	57	58	60	58
Airflow Rate	Cooling	H/M/L/Q	m^3/h	550/490/470/440	600/550/500/450	650/600/550/480	800/700/600/480	940/880/820/750
	Heating			550/490/470/440	600/550/500/450	650/600/550/480	800/700/600/480	940/880/820/750
External static pressure			Pa	0 to 90	0 to 90	0 to 90	0 to 90	0 to 90
Drain pump				Standard	Standard	Standard	Standard	Standard
Net Dimensions			mm	198 × 700 × 620	198 × 700 × 620	198 × 700 × 620	198 × 700 × 620	198 × 900 × 620
Weight			kg	16	17	17	17	20
Connection Pipe Diameter		Liquid/Gas	Inch	1/4 & 3/8	1/4 & 3/8	1/4 & 3/8	1/4 & 3/8	1/4 & 1/2
Unit List Price			**£**	**594**	**613**	**646**	**745**	**830**

Medium Static Pressure Duct

Model name	Indoor unit			ARXG22KMLB
kW Class			kW	6.0
Power Source				Single phase, ~230 V, 50 Hz
Sound Pressure Level	Cooling	H/M/L/Q	dB(A)	31/29/27/25
	Heating			31/29/27/25
Sound Power Level	Cooling	H	dB(A)	60
	Heating			62
Airflow Rate	Cooling	H/M/L/Q	m^3/h	1,100/910/750/580
	Heating			1,100/910/750/580
External static pressure			Pa	30 to 150
Drain pump				Option
Net Dimensions			mm	270 × 1,135 × 700
Weight			kg	35
Connection Pipe Diameter		Liquid/Gas	Inch	1/4 & 1/2
Unit List Price			**£**	**1,008**

Price includes Filter & Spigots

2-unit Multi-split Combination Table–Cooling & Heating

2-unit Multi-split

AOEG14KBCA2	Combination of Indoor Units		Operation					
			Cooling Capacity			Heating Capacity		
			Unit 1	Unit 2	Total Capacity (Min. - Max.)	Unit 1	Unit 2	Total Capacity (Min. - Max.)
			kW	kW	kW	kW	kW	kW
2-unit connection	7	7	2.00	2.00	4.00 (1.4-4.6)	2.20	2.20	4.40 (1.1-5.5)
	7	9	1.75	2.25	4.00 (1.4-4.6)	1.92	2.48	4.40 (1.1-5.5)
	7	12	1.47	2.53	4.00 (1.4-4.6)	1.62	2.78	4.40 (1.1-5.5)
	9	9	2.00	2.00	4.00 (1.4-4.6)	2.20	2.20	4.40 (1.1-5.5)
	9	12	1.71	2.29	4.00 (1.4-4.6)	1.89	2.51	4.40 (1.1-5.5)

Notes: •7: 7000 Btu/h/9: 9000 Btu/h/12: 12000 Btu/h models
•The above specifications apply when connected with a wall-mounted [KG/KM] unit.
•2 or more indoor units should be connected.
•Cooling capacity is determined based on 27°CDB/19°CWB (indoor temperature) and 35°CDB (outdoor temperature).
•Pipe Length: 5 m, Height difference: 0 m (Outdoor unit to Indoor unit)
•Total capacity of indoor units connected must be between 4.0 kW and 6.0 kW.
•Please refer to the Design & Technical manual for the combination tables with 5kW model.

AOEG18KBCA2	Combination of Indoor Units		Operation					
			Cooling Capacity			Heating Capacity		
			Unit 1	Unit 2	Total Capacity (Min. - Max.)	Unit 1	Unit 2	Total Capacity (Min. - Max.)
			kW	kW	kW	kW	kW	kW
2-unit connection	7	7	2.00	2.00	4.00 (1.7-5.0)	2.40	2.40	4.80 (1.7-5.6)
	7	9	2.00	2.50	4.50 (1.7-5.7)	2.40	3.00	5.40 (1.7-6.4)
	7	12	1.84	3.16	5.00 (1.7-5.8)	2.06	3.54	5.60 (1.7-7.0)
	7	14	1.67	3.33	5.00 (1.7-5.8)	1.87	3.73	5.60 (1.7-7.0)
	9	9	2.50	2.50	5.00 (1.7-5.8)	2.80	2.80	5.60 (1.7-7.0)
	9	12	2.14	2.86	5.00 (1.7-5.8)	2.40	3.20	5.60 (1.7-7.0)
	9	14	1.96	3.04	5.00 (1.7-5.8)	2.19	3.41	5.60 (1.7-7.0)
	12	12	2.50	2.50	5.00 (1.7-5.8)	2.80	2.80	5.60 (1.7-7.0)
	12	14	2.31	2.69	5.00 (1.7-5.8)	2.58	3.02	5.60 (1.7-7.0)

Notes: •7: 7000 Btu/h/9:9000 Btu/h/12: 12000 Btu/h/14: 14000 Btu/h models
•The above specifications apply when connected with a wall-mounted [KG/KM] unit.
•2 or more indoor units should be connected.
•Cooling capacity is determined based on 27°CDB/19°CWB (indoor temperature) and 35°CDB (outdoor temperature).
•Pipe Length: 5 m, Height difference: 0 m (Outdoor unit to Indoor unit)
•Total capacity of indoor units connected must be between 4.0 kW and 7.5 kW.
•Please refer to the Design & Technical manual for the combination tables with 5kW model.

3-unit Multi-split Combination Table–Cooling & Heating

3-unit Multi-split

AOEG18KBCA3	Combination of Indoor Units			Operation							
				Cooling Capacity				Heating Capacity			
				Unit 1	Unit 2	Unit 3	Total Capacity (Min. - Max.)	Unit 1	Unit 2	Unit 3	Total Capacity (Min. - Max.)
				kW	kW	kW	kW	kW	kW	kW	kW
2-unit connection	7	7	-	2.00	2.00	-	4.00 (1.8-5.0)	2.40	2.40	-	4.80 (2.0-5.6)
	7	9	-	2.00	2.50	-	4.50 (1.8-5.7)	2.40	3.00	-	5.40 (2.0-6.4)
	7	12	-	1.99	3.41	-	5.40 (1.8-6.8)	2.40	4.20	-	6.60 (2.0-7.6)
	7	14	-	1.80	3.60	-	5.40 (1.8-7.0)	2.27	4.53	-	6.80 (2.0-8.0)
	9	9	-	2.50	2.50	-	5.00 (1.8-6.4)	3.00	3.00	-	6.00 (2.0-7.2)
	9	12	-	2.31	3.09	-	5.40 (1.8-7.0)	2.91	3.89	-	6.80 (2.0-8.0)
	9	14	-	2.11	3.29	-	5.40 (1.8-7.0)	2.66	4.14	-	6.80 (2.0-8.0)
	12	12	-	2.70	2.70	-	5.40 (1.8-7.0)	3.40	3.40	-	6.80 (2.0-8.0)
	12	14	-	2.49	2.91	-	5.40 (1.8-7.0)	3.14	3.66	-	6.80 (2.0-8.0)
	14	14	-	2.70	2.70	-	5.40 (1.8-7.0)	3.40	3.40	-	6.80 (2.0-8.0)
3-unit connection	7	7	7	1.80	1.80	1.80	5.40 (1.8-7.0)	2.27	2.27	2.27	6.80 (2.0-8.0)
	7	7	9	1.64	1.64	2.12	5.40 (1.8-7.0)	2.07	2.07	2.66	6.80 (2.0-8.0)
	7	7	12	1.45	1.45	2.50	5.40 (1.8-7.0)	1.83	1.83	3.14	6.80 (2.0-8.0)
	7	7	14	1.35	1.35	2.70	5.40 (1.8-7.0)	1.70	1.70	3.40	6.80 (2.0-8.0)
	7	9	9	1.52	1.94	1.94	5.40 (1.8-7.0)	1.90	2.45	2.45	6.80 (2.0-8.0)
	7	9	12	1.35	1.74	2.31	5.40 (1.8-7.0)	1.70	2.19	2.91	6.80 (2.0-8.0)
	7	9	14	1.26	1.62	2.52	5.40 (1.8-7.0)	1.59	2.04	3.17	6.80 (2.0-8.0)
	9	9	9	1.80	1.80	1.80	5.40 (1.8-7.0)	2.27	2.27	2.27	6.80 (2.0-8.0)
	9	9	12	1.62	1.62	2.16	5.40 (1.8-7.0)	2.04	2.04	2.72	6.80 (2.0-8.0)

AOEG24KBCA3	Combination of Indoor Units			Operation							
				Cooling Capacity				Heating Capacity			
				Unit 1	Unit 2	Unit 3	Total Capacity (Min. - Max.)	Unit 1	Unit 2	Unit 3	Total Capacity (Min. - Max.)
				kW	kW	kW	kW	kW	kW	kW	kW
2-unit connection	7	7	-	2.00	2.00	-	4.00 (1.8-5.0)	2.40	2.40	-	4.80 (2.0-5.6)
	7	9	-	2.00	2.50	-	4.50 (1.8-5.7)	2.40	3.00	-	5.40 (2.0-6.4)
	7	12	-	2.00	3.50	-	5.50 (1.8-6.8)	2.40	4.20	-	6.60 (2.0-7.6)
	7	14	-	2.00	4.00	-	6.00 (1.8-7.5)	2.40	4.80	-	7.20 (2.0-8.4)
	7	18	-	1.90	4.90	-	6.80 (1.8-8.5)	2.16	5.54	-	7.70 (2.0-9.2)
	9	9	-	2.50	2.50	-	5.00 (1.8-6.4)	3.00	3.00	-	6.00 (2.0-7.2)
	9	12	-	2.50	3.50	-	6.00 (1.8-7.5)	3.00	4.20	-	7.20 (2.0-8.4)
	9	14	-	2.50	4.00	-	6.50 (1.8-8.2)	2.96	4.74	-	7.70 (2.0-9.2)
	9	18	-	2.27	4.53	-	6.80 (1.8-8.5)	2.57	5.13	-	7.70 (2.0-9.2)
	12	12	-	3.40	3.40	-	6.80 (1.8-8.5)	3.85	3.85	-	7.70 (2.0-9.2)
	12	14	-	3.14	3.66	-	6.80 (1.8-8.5)	3.55	4.15	-	7.70 (2.0-9.2)
	12	18	-	2.72	4.08	-	6.80 (1.8-8.5)	3.08	4.62	-	7.70 (2.0-9.2)
	14	14	-	3.40	3.40	-	6.80 (1.8-8.5)	3.85	3.85	-	7.70 (2.0-9.2)
	14	18	-	2.98	3.82	-	6.80 (1.8-8.5)	3.37	4.33	-	7.70 (2.0-9.2)
3-unit connection	7	7	7	2.00	2.00	2.00	6.00 (1.8-7.5)	2.40	2.40	2.40	7.20 (2.0-8.4)
	7	7	9	2.00	2.00	2.50	6.50 (1.8-8.2)	2.40	2.40	3.00	7.80 (2.0-9.2)
	7	7	12	1.83	1.83	3.14	6.80 (1.8-8.5)	2.15	2.15	3.70	8.00 (2.0-9.2)
	7	7	14	1.70	1.70	3.40	6.80 (1.8-8.5)	2.00	2.00	4.00	8.00 (2.0-9.2)
	7	7	18	1.49	1.49	3.82	6.80 (1.8-8.5)	1.75	1.75	4.50	8.00 (2.0-9.2)
	7	9	9	1.90	2.45	2.45	6.80 (1.8-8.5)	2.24	2.88	2.88	8.00 (2.0-9.2)
	7	9	12	1.70	2.19	2.91	6.80 (1.8-8.5)	2.00	2.57	3.43	8.00 (2.0-9.2)
	7	9	14	1.59	2.04	3.17	6.80 (1.8-8.5)	1.87	2.40	3.73	8.00 (2.0-9.2)
	7	9	18	1.40	1.80	3.60	6.80 (1.8-8.5)	1.65	2.12	4.23	8.00 (2.0-9.2)
	7	12	12	1.54	2.63	2.63	6.80 (1.8-8.5)	1.80	3.10	3.10	8.00 (2.0-9.2)
	7	12	14	1.44	2.47	2.89	6.80 (1.8-8.5)	1.70	2.91	3.39	8.00 (2.0-9.2)
	7	14	14	1.36	2.72	2.72	6.80 (1.8-8.5)	1.60	3.20	3.20	8.00 (2.0-9.2)
	9	9	9	2.27	2.27	2.27	6.80 (1.8-8.5)	2.67	2.67	2.67	8.00 (2.0-9.2)
	9	9	12	2.04	2.04	2.72	6.80 (1.8-8.5)	2.40	2.40	3.20	8.00 (2.0-9.2)
	9	9	14	1.91	1.91	2.98	6.80 (1.8-8.5)	2.25	2.25	3.50	8.00 (2.0-9.2)
	9	9	18	1.70	1.70	3.40	6.80 (1.8-8.5)	2.00	2.00	4.00	8.00 (2.0-9.2)
	9	12	12	1.86	2.47	2.47	6.80 (1.8-8.5)	2.18	2.91	2.91	8.00 (2.0-9.2)
	9	12	14	1.75	2.33	2.72	6.80 (1.8-8.5)	2.06	2.74	3.20	8.00 (2.0-9.2)
	12	12	12	2.27	2.27	2.27	6.80 (1.8-8.5)	2.67	2.67	2.67	8.00 (2.0-9.2)

Notes:
- •7: 7000 Btu/h/9: 9000 Btu/h/12: 12000 Btu/h/14: 14000 Btu/h/18: 18000 Btu/h models
- •The above specifications apply when connected with a wall-mounted [KG/KM] unit.
- •2 or more indoor units should be connected.
- •Heating capacity is determined based on 20°CDB (indoor temperature) and 7°CDB/6°CWB (outdoor temperature).
- •Pipe Length: 5 m, Height difference: 0 m (Outdoor unit to Indoor unit)
- •Total capacity of indoor units connected must be between 4.0 kW and 10.5 kW.
- •Please refer to the Design & Technical manual for the combination tables with 5kW model.

4-unit Multi-split Combination Table–Cooling & Heating

4-unit Multi-split

AOEG30KBTA4	Combination of Indoor Units				Operation									
					Cooling Capacity					Heating Capacity				
					Unit 1	Unit 2	Unit 3	Unit 4	Total Capacity (Min. - Max.)	Unit 1	Unit 2	Unit 3	Unit 4	Total Capacity (Min. - Max.)
					kW	kW	kW	kW	kW	kW	kW	kW	kW	kW
2-unit connection	7	22	-	-	2.00	6.00	-	-	8.00 (2.4-10.1)	2.40	7.20	-	-	9.60 (3.0-11.2)
	7	24	-	-	1.81	6.19	-	-	8.00 (2.4-10.1)	2.17	7.43	-	-	9.60 (3.0-11.2)
	9	22	-	-	2.32	5.68	-	-	8.00 (2.4-10.1)	2.79	6.81	-	-	9.60 (3.0-11.2)
	9	24	-	-	2.18	5.82	-	-	8.00 (2.4-10.1)	2.62	6.98	-	-	9.60 (3.0-11.2)
	12	18	-	-	3.20	4.80	-	-	8.00 (2.4-10.1)	3.84	5.76	-	-	9.60 (3.0-11.2)
	12	22	-	-	2.82	5.18	-	-	8.00 (2.4-10.1)	3.39	6.21	-	-	9.60 (3.0-11.2)
	12	24	-	-	2.67	5.33	-	-	8.00 (2.4-10.1)	3.20	6.40	-	-	9.60 (3.0-11.2)
	14	18	-	-	3.50	4.50	-	-	8.00 (2.4-10.1)	4.20	5.40	-	-	9.60 (3.0-11.2)
	14	22	-	-	3.11	4.89	-	-	8.00 (2.4-10.1)	3.73	5.87	-	-	9.60 (3.0-11.2)
	14	24	-	-	2.95	5.05	-	-	8.00 (2.4-10.1)	3.54	6.06	-	-	9.60 (3.0-11.2)
	18	18	-	-	4.00	4.00	-	-	8.00 (2.4-10.1)	4.80	4.80	-	-	9.60 (3.0-11.2)
	18	22	-	-	3.60	4.40	-	-	8.00 (2.4-10.1)	4.32	5.28	-	-	9.60 (3.0-11.2)
	18	24	-	-	3.43	4.57	-	-	8.00 (2.4-10.1)	4.11	5.49	-	-	9.60 (3.0-11.2)
	22	22	-	-	4.00	4.00	-	-	8.00 (2.4-10.1)	4.80	4.80	-	-	9.60 (3.0-11.2)
	22	24	-	-	3.83	4.17	-	-	8.00 (2.4-10.1)	4.59	5.01	-	-	9.60 (3.0-11.2)
	24	24	-	-	4.00	4.00	-	-	8.00 (2.4-10.1)	4.80	4.80	-	-	9.60 (3.0-11.2)
3-unit connection	7	7	12	-	2.00	2.00	3.50	-	7.50 (2.4-9.3)	2.40	2.40	4.20	-	9.00 (3.0-10.4)
	7	7	14	-	2.00	2.00	4.00	-	8.00 (2.4-10.1)	2.40	2.40	4.80	-	9.60 (3.0-11.2)
	7	7	18	-	1.75	1.75	4.50	-	8.00 (2.4-10.1)	2.10	2.10	5.40	-	9.60 (3.0-11.2)
	7	7	22	-	1.56	1.56	4.88	-	8.00 (2.4-10.1)	1.87	1.87	5.86	-	9.60 (3.0-11.2)
	7	7	24	-	1.47	1.47	5.06	-	8.00 (2.4-10.1)	1.77	1.77	6.06	-	9.60 (3.0-11.2)
	7	9	9	-	2.00	2.50	2.50	-	7.00 (2.4-8.9)	2.40	3.00	3.00	-	8.40 (3.0-10.0)
	7	9	12	-	2.00	2.50	3.50	-	8.00 (2.4-10.1)	2.40	3.00	4.20	-	9.60 (3.0-11.2)
	7	9	14	-	1.87	2.40	3.73	-	8.00 (2.4-10.1)	2.24	2.88	4.48	-	9.60 (3.0-11.2)
	7	9	18	-	1.64	2.12	4.24	-	8.00 (2.4-10.1)	1.98	2.54	5.08	-	9.60 (3.0-11.2)
	7	9	22	-	1.47	1.89	4.64	-	8.00 (2.4-10.1)	1.77	2.27	5.56	-	9.60 (3.0-11.2)
	7	9	24	-	1.40	1.80	4.80	-	8.00 (2.4-10.1)	1.68	2.16	5.76	-	9.60 (3.0-11.2)
	7	12	12	-	1.80	3.10	3.10	-	8.00 (2.4-10.1)	2.16	3.72	3.72	-	9.60 (3.0-11.2)
	7	12	14	-	1.70	2.91	3.39	-	8.00 (2.4-10.1)	2.04	3.49	4.07	-	9.60 (3.0-11.2)
	7	12	18	-	1.51	2.59	3.90	-	8.00 (2.4-10.1)	1.82	3.11	4.67	-	9.60 (3.0-11.2)
	7	12	22	-	1.37	2.34	4.29	-	8.00 (2.4-10.1)	1.64	2.81	5.15	-	9.60 (3.0-11.2)
	7	12	24	-	1.30	2.23	4.47	-	8.00 (2.4-10.1)	1.56	2.68	5.36	-	9.60 (3.0-11.2)
	7	14	14	-	1.60	3.20	3.20	-	8.00 (2.4-10.1)	1.92	3.84	3.84	-	9.60 (3.0-11.2)
	7	14	18	-	1.44	2.87	3.69	-	8.00 (2.4-10.1)	1.72	3.45	4.43	-	9.60 (3.0-11.2)
	7	14	22	-	1.30	2.60	4.10	-	8.00 (2.4-10.1)	1.56	3.13	4.91	-	9.60 (3.0-11.2)
	7	14	24	-	1.24	2.49	4.27	-	8.00 (2.4-10.1)	1.49	2.99	5.12	-	9.60 (3.0-11.2)
	7	18	18	-	1.30	3.35	3.35	-	8.00 (2.4-10.1)	1.56	4.02	4.02	-	9.60 (3.0-11.2)
	7	18	22	-	1.19	3.06	3.75	-	8.00 (2.4-10.1)	1.43	3.68	4.49	-	9.60 (3.0-11.2)
	7	18	24	-	1.14	2.94	3.92	-	8.00 (2.4-10.1)	1.37	3.53	4.70	-	9.60 (3.0-11.2)
	9	9	9	-	2.50	2.50	2.50	-	7.50 (2.4-9.6)	3.00	3.00	3.00	-	9.00 (3.0-10.8)
	9	9	12	-	2.40	2.40	3.20	-	8.00 (2.4-10.1)	2.88	2.88	3.84	-	9.60 (3.0-11.2)
	9	9	14	-	2.25	2.25	3.50	-	8.00 (2.4-10.1)	2.70	2.70	4.20	-	9.60 (3.0-11.2)
	9	9	18	-	2.00	2.00	4.00	-	8.00 (2.4-10.1)	2.40	2.40	4.80	-	9.60 (3.0-11.2)
	9	9	22	-	1.80	1.80	4.40	-	8.00 (2.4-10.1)	2.16	2.16	5.28	-	9.60 (3.0-11.2)
	9	9	24	-	1.71	1.71	4.58	-	8.00 (2.4-10.1)	2.06	2.06	5.48	-	9.60 (3.0-11.2)
	9	12	12	-	2.18	2.91	2.91	-	8.00 (2.4-10.1)	2.62	3.49	3.49	-	9.60 (3.0-11.2)
	9	12	14	-	2.06	2.74	3.20	-	8.00 (2.4-10.1)	2.47	3.29	3.84	-	9.60 (3.0-11.2)
	9	12	18	-	1.85	2.46	3.69	-	8.00 (2.4-10.1)	2.22	2.95	4.43	-	9.60 (3.0-11.2)
	9	12	22	-	1.67	2.23	4.10	-	8.00 (2.4-10.1)	2.01	2.68	4.91	-	9.60 (3.0-11.2)
	9	12	24	-	1.60	2.13	4.27	-	8.00 (2.4-10.1)	1.92	2.56	5.12	-	9.60 (3.0-11.2)
	9	14	14	-	1.94	3.03	3.03	-	8.00 (2.4-10.1)	2.34	3.63	3.63	-	9.60 (3.0-11.2)
	9	14	18	-	1.76	2.73	3.51	-	8.00 (2.4-10.1)	2.11	3.28	4.21	-	9.60 (3.0-11.2)
	9	14	22	-	1.60	2.49	3.91	-	8.00 (2.4-10.1)	1.92	2.99	4.69	-	9.60 (3.0-11.2)
	9	14	24	-	1.53	2.38	4.09	-	8.00 (2.4-10.1)	1.84	2.86	4.90	-	9.60 (3.0-11.2)
	9	18	18	-	1.60	3.20	3.20	-	8.00(2.4-10.1)	1.92	3.84	3.84	-	9.60(3.0-11.2)
	12	12	12	-	2.67	2.67	2.67	-	8.00 (2.4-10.1)	3.20	3.20	3.20	-	9.60 (3.0-11.2)
	12	12	14	-	2.53	2.53	2.94	-	8.00 (2.4-10.1)	3.03	3.03	3.54	-	9.60 (3.0-11.2)
	12	12	18	-	2.29	2.29	3.42	-	8.00 (2.4-10.1)	2.74	2.74	4.12	-	9.60 (3.0-11.2)
	12	12	22	-	2.09	2.09	3.82	-	8.00 (2.4-10.1)	2.50	2.50	4.60	-	9.60 (3.0-11.2)
	12	12	24	-	2.00	2.00	4.00	-	8.00 (2.4-10.1)	2.40	2.40	4.80	-	9.60 (3.0-11.2)
	12	14	14	-	2.40	2.80	2.80	-	8.00 (2.4-10.1)	2.88	3.36	3.36	-	9.60 (3.0-11.2)
	12	14	18	-	2.18	2.55	3.27	-	8.00 (2.4-10.1)	2.62	3.05	3.93	-	9.60 (3.0-11.2)
	12	18	18	-	2.00	3.00	3.00	-	8.00 (2.4-10.1)	2.40	3.60	3.60	-	9.60 (3.0-11.2)
	14	14	14	-	2.67	2.67	2.67	-	8.00 (2.4-10.1)	3.20	3.20	3.20	-	9.60 (3.0-11.2)
	14	14	18	-	2.43	2.43	3.14	-	8.00 (2.4-10.1)	2.92	2.92	3.76	-	9.60 (3.0-11.2)
4-unit connection	7	7	7	7	2.00	2.00	2.00	2.00	8.00 (2.4-10.1)	2.40	2.40	2.40	2.40	9.60 (3.0-11.2)
	7	7	7	9	1.87	1.87	1.87	2.39	8.00 (2.4-10.1)	2.24	2.24	2.24	2.88	9.60 (3.0-11.2)
	7	7	7	12	1.70	1.70	1.70	2.90	8.00 (2.4-10.1)	2.04	2.04	2.04	3.48	9.60 (3.0-11.2)
	7	7	7	14	1.60	1.60	1.60	3.20	8.00 (2.4-10.1)	1.92	1.92	1.92	3.84	9.60 (3.0-11.2)
	7	7	7	18	1.44	1.44	1.44	3.68	8.00 (2.4-10.1)	1.72	1.72	1.72	4.44	9.60(3.0-11.2)
	7	7	9	9	1.75	1.75	2.25	2.25	8.00 (2.4-10.1)	2.10	2.10	2.70	2.70	9.60 (3.0-11.2)
	7	7	9	12	1.60	1.60	2.06	2.74	8.00 (2.4-10.1)	1.92	1.92	2.47	3.29	9.60 (3.0-11.2)
	7	7	9	14	1.51	1.51	1.95	3.03	8.00 (2.4-10.1)	1.82	1.82	2.34	3.62	9.60 (3.0-11.2)
	7	7	9	18	1.37	1.37	1.76	3.50	8.00 (2.4-10.1)	1.64	1.64	2.11	4.21	9.60 (3.0-11.2)
	7	7	12	12	1.47	1.47	2.53	2.53	8.00 (2.4-10.1)	1.77	1.77	3.03	3.03	9.60 (3.0-11.2)
	7	7	12	14	1.40	1.40	2.40	2.80	8.00 (2.4-10.1)	1.68	1.68	2.88	3.36	9.60 (3.0-11.2)
	7	7	12	18	1.27	1.27	2.18	3.28	8.00 (2.4-10.1)	1.53	1.53	2.62	3.92	9.60 (3.0-11.2)
	7	7	14	14	1.33	1.33	2.67	2.67	8.00 (2.4-10.1)	1.60	1.60	3.20	3.20	9.60 (3.0-11.2)
	7	7	14	18	1.22	1.22	2.43	3.13	8.00 (2.4-10.1)	1.46	1.46	2.92	3.76	9.60 (3.0-11.2)
	7	9	9	9	1.64	2.12	2.12	2.12	8.00 (2.4-10.1)	1.98	2.54	2.54	2.54	9.60 (3.0-11.2)
	7	9	9	12	1.51	1.95	1.95	2.59	8.00 (2.4-10.1)	1.81	2.34	2.34	3.11	9.60 (3.0-11.2)
	7	9	9	14	1.43	1.85	1.85	2.87	8.00 (2.4-10.1)	1.71	2.22	2.22	3.45	9.60 (3.0-11.2)
	7	9	9	18	1.30	1.67	1.67	3.36	8.00 (2.4-10.1)	1.56	2.01	2.01	4.02	9.60 (3.0-11.2)
	7	9	12	12	1.40	1.80	2.40	2.40	8.00 (2.4-10.1)	1.68	2.16	2.88	2.88	9.60 (3.0-11.2)
	7	9	12	14	1.33	1.71	2.29	2.67	8.00 (2.4-10.1)	1.60	2.06	2.74	3.20	9.60 (3.0-11.2)
	7	9	12	18	1.21	1.57	2.09	3.13	8.00 (2.4-10.1)	1.46	#1.88	2.50	3.76	9.60 (3.0-11.2)
	7	9	14	14	1.26	1.64	2.55	2.55	8.00 (2.4-10.1)	1.54	1.96	3.05	3.05	9.60 (3.0-11.2)
	7	9	14	18	1.17	1.50	2.33	3.00	8.00 (2.4-10.1)	1.40	1.80	2.80	3.60	9.60 (3.0-11.2)
	7	12	12	12	1.31	2.23	2.23	2.23	8.00 (2.4-10.1)	1.56	2.68	2.68	2.68	9.60 (3.0-11.2)
	7	12	12	14	1.24	2.13	2.13	2.50	8.00 (2.4-10.1)	1.49	2.56	2.56	2.99	9.60 (3.0-11.2)
	7	12	12	18	1.14	1.96	1.96	2.94	8.00 (2.4-10.1)	1.37	2.35	2.35	3.53	9.60 (3.0-11.2)
	7	12	14	14	1.19	2.05	2.38	2.38	8.00 (2.4-10.1)	1.43	2.45	2.86	2.86	9.60 (3.0-11.2)
	9	9	9	9	2.00	2.00	2.00	2.00	8.00 (2.4-10.1)	2.40	2.40	2.40	2.40	9.60 (3.0-11.2)
	9	9	9	12	1.85	1.85	1.85	2.45	8.00 (2.4-10.1)	2.22	2.22	2.22	2.94	9.60 (3.0-11.2)
	9	9	9	14	1.76	1.76	1.76	2.72	8.00 (2.4-10.1)	2.11	2.11	2.11	3.27	9.60 (3.0-11.2)
	9	9	9	18	1.60	1.60	1.60	3.20	8.00 (2.4-10.1)	1.92	1.92	1.92	3.84	9.60 (3.0-11.2)
	9	9	12	12	1.71	1.71	2.29	2.29	8.00 (2.4-10.1)	2.06	2.06	2.74	2.74	9.60 (3.0-11.2)
	9	9	12	14	1.64	1.64	2.18	2.54	8.00 (2.4-10.1)	1.96	1.96	2.62	3.06	9.60 (3.0-11.2)
	9	9	12	18	1.50	1.50	2.00	3.00	8.00 (2.4-10.1)	1.80	1.80	2.40	3.60	9.60 (3.0-11.2)
	9	9	14	14	1.57	1.57	2.43	2.43	8.00 (2.4-10.1)	1.88	1.88	2.92	2.92	9.60 (3.0-11.2)
	9	12	12	12	1.61	2.13	2.13	2.13	8.00 (2.4-10.1)	1.92	2.56	2.56	2.56	9.60 (3.0-11.2)
	9	12	12	14	1.53	2.04	2.04	2.39	8.00 (2.4-10.1)	1.84	2.45	2.45	2.86	9.60 (3.0-11.2)
	9	12	14	14	1.46	1.96	2.29	2.29	8.00 (2.4-10.1)	1.77	2.35	2.74	2.74	9.60 (3.0-11.2)
	12	12	12	12	2.00	2.00	2.00	2.00	8.00 (2.4-10.1)	2.40	2.40	2.40	2.40	9.60 (3.0-11.2)

Notes:
- •7: 7000 Btu/h/9: 9000 Btu/h/12: 12000 Btu/h/14: 14000 Btu/h/18: 18000 Btu/h/22: 22000 Btu/h/24: 24000 Btu/h models
- •The above specifications apply when connected with a wall-mounted [KG/KM] unit.
- •2 or more indoor units should be connected.
- •Cooling capacity is determined based on 27°CDB/19°CWB (indoor temperature) and 35°CDB (outdoor temperature).
- •Pipe Length: 5 m, Height difference: 0 m (Outdoor unit to Indoor unit)
- •Total capacity of indoor units connected must be between 7.5 kW and 14.0 kW.
- •Please refer to the Design & Technical manual for the combination tables with 5kW model.

5-unit Multi-split Combination Table–Cooling & Heating

5-unit Multi-split

AOEG36KBTA5	Combination of Indoor Units					Operation											
						Cooling Capacity						Heating Capacity					
						Unit 1	Unit 2	Unit 3	Unit 4	Unit 5	Total Capacity (Min. - Max.)	Unit 1	Unit 2	Unit 3	Unit 4	Unit 5	Total Capacity (Min. - Max.)
						kW	kW	kW	kW	kW	kW	kW	kW	kW	kW	kW	kW
2-unit connection	7	24	-	-	-	2.00	7.00	-	-	-	9.00 (3.0-11.0)	2.39	8.21	-	-	-	10.60 (3.5-12.0)
	9	22	-	-	-	2.50	6.00	-	-	-	8.50 (3.0-11.0)	3.00	7.20	-	-	-	10.20 (3.5-12.0)
	9	24	-	-	-	2.50	7.00	-	-	-	9.50 (3.0-11.0)	2.89	7.71	-	-	-	10.60 (3.5-12.0)
	12	22	-	-	-	3.50	6.00	-	-	-	9.50 (3.0-11.0)	3.74	6.86	-	-	-	10.60 (3.5-12.0)
	12	24	-	-	-	3.17	6.33	-	-	-	9.50 (3.0-11.0)	3.53	7.07	-	-	-	10.60 (3.5-12.0)
	14	22	-	-	-	3.69	5.81	-	-	-	9.50 (3.0-11.0)	4.12	6.48	-	-	-	10.60 (3.5-12.0)
	14	24	-	-	-	3.50	6.00	-	-	-	9.50 (3.0-11.0)	3.91	6.69	-	-	-	10.60 (3.5-12.0)
	18	18	-	-	-	4.75	4.75	-	-	-	9.50 (3.0-11.0)	5.30	5.30	-	-	-	10.60 (3.5-12.0)
	18	22	-	-	-	4.27	5.23	-	-	-	9.50 (3.0-11.0)	4.77	5.83	-	-	-	10.60 (3.5-12.0)
	18	24	-	-	-	4.07	5.43	-	-	-	9.50 (3.0-11.0)	4.54	6.06	-	-	-	10.60 (3.5-12.0)
	22	22	-	-	-	4.75	4.75	-	-	-	9.50 (3.0-11.0)	5.30	5.30	-	-	-	10.60 (3.5-12.0)
	22	24	-	-	-	4.54	4.96	-	-	-	9.50 (3.0-11.0)	5.07	5.53	-	-	-	10.60 (3.5-12.0)
	24	24	-	-	-	4.75	4.75	-	-	-	9.50 (3.0-11.0)	5.30	5.30	-	-	-	10.60 (3.5-12.0)
3-unit connection	7	7	14	-	-	2.00	2.00	4.00	-	-	8.00 (3.0-10.0)	2.40	2.40	4.80	-	-	9.60 (3.5-11.2)
	7	7	18	-	-	2.00	2.00	5.00	-	-	9.00 (3.0-11.0)	2.32	2.32	5.96	-	-	10.60 (3.5-12.0)
	7	7	22	-	-	1.85	1.85	5.80	-	-	9.50 (3.0-11.0)	2.06	2.06	6.48	-	-	10.60 (3.5-12.0)
	7	7	24	-	-	1.75	1.75	6.00	-	-	9.50 (3.0-11.0)	1.95	1.95	6.70	-	-	10.60 (3.5-12.0)
	7	9	12	-	-	2.00	2.50	3.50	-	-	8.00 (3.0-10.0)	2.40	3.00	4.20	-	-	9.60 (3.5-11.2)
	7	9	14	-	-	2.00	2.50	4.00	-	-	8.50 (3.0-10.7)	2.40	3.00	4.80	-	-	10.20 (3.5-12.0)
	7	9	18	-	-	2.00	2.50	5.00	-	-	9.50 (3.0-11.0)	2.18	2.81	5.61	-	-	10.60 (3.5-12.0)
	7	9	22	-	-	1.75	2.25	5.50	-	-	9.50 (3.0-11.0)	1.95	2.51	6.14	-	-	10.60 (3.5-12.0)
	7	9	24	-	-	1.66	2.14	5.70	-	-	9.50 (3.0-11.0)	1.85	2.39	6.36	-	-	10.60 (3.5-12.0)
	7	12	12	-	-	2.00	3.50	3.50	-	-	9.00 (3.0-11.0)	2.40	4.10	4.10	-	-	10.60 (3.5-12.0)
	7	12	14	-	-	2.00	3.50	4.00	-	-	9.50 (3.0-11.0)	2.25	3.85	4.50	-	-	10.60 (3.5-12.0)
	7	12	18	-	-	1.80	3.08	4.62	-	-	9.50 (3.0-11.0)	2.00	3.44	5.16	-	-	10.60 (3.5-12.0)
	7	12	22	-	-	1.62	2.78	5.10	-	-	9.50 (3.0-11.0)	1.81	3.10	5.69	-	-	10.60 (3.5-12.0)
	7	12	24	-	-	1.55	2.65	5.30	-	-	9.50 (3.0-11.0)	1.72	2.96	5.92	-	-	10.60 (3.5-12.0)
	7	14	14	-	-	1.90	3.80	3.80	-	-	9.50 (3.0-11.0)	2.12	4.24	4.24	-	-	10.60 (3.5-12.0)
	7	14	18	-	-	1.71	3.41	4.38	-	-	9.50 (3.0-11.0)	1.90	3.81	4.89	-	-	10.60 (3.5-12.0)
	7	14	22	-	-	1.55	3.09	4.86	-	-	9.50 (3.0-11.0)	1.73	3.45	5.42	-	-	10.60 (3.5-12.0)
	7	14	24	-	-	1.47	2.96	5.07	-	-	9.50 (3.0-11.0)	1.65	3.30	5.65	-	-	10.60 (3.5-12.0)
	7	18	18	-	-	1.54	3.98	3.98	-	-	9.50 (3.0-11.0)	1.72	4.44	4.44	-	-	10.60 (3.5-12.0)
	7	18	22	-	-	1.41	3.64	4.45	-	-	9.50 (3.0-11.0)	1.58	4.06	4.96	-	-	10.60 (3.5-12.0)
	7	18	24	-	-	1.36	3.49	4.65	-	-	9.50 (3.0-11.0)	1.51	3.89	5.20	-	-	10.60 (3.5-12.0)
	9	9	9	-	-	2.50	2.50	2.50	-	-	7.50 (3.0-9.6)	3.00	3.00	3.00	-	-	9.00 (3.5-10.8)
	9	9	12	-	-	2.50	2.50	3.50	-	-	8.50 (3.0-10.7)	3.00	3.00	4.20	-	-	10.20 (3.5-12.0)
	9	9	14	-	-	2.50	2.50	4.00	-	-	9.00 (3.0-11.0)	2.98	2.98	4.64	-	-	10.60 (3.5-12.0)
	9	9	18	-	-	2.38	2.38	4.74	-	-	9.50 (3.0-11.0)	2.65	2.65	5.30	-	-	10.60 (3.5-12.0)
	9	9	22	-	-	2.14	2.14	5.22	-	-	9.50 (3.0-11.0)	2.39	2.39	5.82	-	-	10.60 (3.5-12.0)
	9	9	24	-	-	2.04	2.04	5.42	-	-	9.50 (3.0-11.0)	2.27	2.27	6.06	-	-	10.60 (3.5-12.0)
	9	12	12	-	-	2.50	3.50	3.50	-	-	9.50 (3.0-11.0)	2.90	3.85	3.85	-	-	10.60 (3.5-12.0)
	9	12	14	-	-	2.44	3.26	3.80	-	-	9.50 (3.0-11.0)	2.73	3.63	4.24	-	-	10.60 (3.5-12.0)
	9	12	18	-	-	2.19	2.92	4.39	-	-	9.50 (3.0-11.0)	2.45	3.26	4.89	-	-	10.60 (3.5-12.0)
	9	12	22	-	-	1.99	2.65	4.86	-	-	9.50 (3.0-11.0)	2.22	2.96	5.42	-	-	10.60 (3.5-12.0)
	9	12	24	-	-	1.90	2.53	5.07	-	-	9.50 (3.0-11.0)	2.12	2.83	5.65	-	-	10.60 (3.5-12.0)
	9	14	14	-	-	2.32	3.59	3.59	-	-	9.50 (3.0-11.0)	2.58	4.01	4.01	-	-	10.60 (3.5-12.0)
	9	14	18	-	-	2.09	3.24	4.17	-	-	9.50 (3.0-11.0)	2.33	3.62	4.65	-	-	10.60 (3.5-12.0)
	9	14	22	-	-	1.90	2.96	4.64	-	-	9.50 (3.0-11.0)	2.12	3.30	5.18	-	-	10.60 (3.5-12.0)
	9	14	24	-	-	1.82	2.83	4.85	-	-	9.50 (3.0-11.0)	2.03	3.16	5.41	-	-	10.60 (3.5-12.0)
	9	18	18	-	-	1.90	3.80	3.80	-	-	9.50 (3.0-11.0)	2.12	4.24	4.24	-	-	10.60 (3.5-12.0)
	9	18	22	-	-	1.74	3.49	4.27	-	-	9.50 (3.0-11.0)	1.95	3.89	4.76	-	-	10.60 (3.5-12.0)
	9	18	24	-	-	1.68	3.35	4.47	-	-	9.50 (3.0-11.0)	1.87	3.74	4.99	-	-	10.60 (3.5-12.0)
	12	12	12	-	-	3.17	3.17	3.17	-	-	9.50 (3.0-11.0)	3.53	3.53	3.53	-	-	10.60 (3.5-12.0)
	12	12	14	-	-	3.00	3.00	3.50	-	-	9.50 (3.0-11.0)	3.35	3.35	3.90	-	-	10.60 (3.5-12.0)
	12	12	18	-	-	2.71	2.71	4.08	-	-	9.50 (3.0-11.0)	3.03	3.03	4.54	-	-	10.60 (3.5-12.0)
	12	12	22	-	-	2.48	2.48	4.54	-	-	9.50 (3.0-11.0)	2.77	2.77	5.06	-	-	10.60 (3.5-12.0)
	12	12	24	-	-	2.38	2.38	4.74	-	-	9.50 (3.0-11.0)	2.65	2.65	5.30	-	-	10.60 (3.5-12.0)
	12	14	14	-	-	2.84	3.33	3.33	-	-	9.50 (3.0-11.0)	3.18	3.71	3.71	-	-	10.60 (3.5-12.0)
	12	14	18	-	-	2.59	3.02	3.89	-	-	9.50 (3.0-11.0)	2.89	3.37	4.34	-	-	10.60 (3.5-12.0)
	12	14	22	-	-	2.38	2.77	4.35	-	-	9.50 (3.0-11.0)	2.65	3.09	4.86	-	-	10.60 (3.5-12.0)
	12	14	24	-	-	2.28	2.66	4.56	-	-	9.50 (3.0-11.0)	2.54	2.97	5.09	-	-	10.60 (3.5-12.0)
	12	18	18	-	-	2.38	3.56	3.56	-	-	9.50 (3.0-11.0)	2.64	3.98	3.98	-	-	10.60 (3.5-12.0)
	12	18	22	-	-	2.19	3.29	4.02	-	-	9.50 (3.0-11.0)	2.45	3.67	4.48	-	-	10.60 (3.5-12.0)
	12	18	24	-	-	2.11	3.17	4.22	-	-	9.50 (3.0-11.0)	2.36	3.53	4.71	-	-	10.60 (3.5-12.0)
	14	14	14	-	-	3.17	3.17	3.17	-	-	9.50 (3.0-11.0)	3.53	3.53	3.53	-	-	10.60 (3.5-12.0)
	14	14	18	-	-	2.89	2.89	3.72	-	-	9.50 (3.0-11.0)	3.23	3.23	4.14	-	-	10.60 (3.5-12.0)
	14	14	22	-	-	2.66	2.66	4.18	-	-	9.50 (3.0-11.0)	2.97	2.97	4.66	-	-	10.60 (3.5-12.0)
	14	14	24	-	-	2.56	2.56	4.38	-	-	9.50 (3.0-11.0)	2.85	2.85	4.90	-	-	10.60 (3.5-12.0)
	14	18	18	-	-	2.66	3.42	3.42	-	-	9.50 (3.0-11.0)	2.96	3.82	3.82	-	-	10.60 (3.5-12.0)
	18	18	18	-	-	3.17	3.17	3.17	-	-	9.50 (3.0-11.0)	3.53	3.53	3.53	-	-	10.60 (3.5-12.0)
4-unit connection	7	7	7	7	-	2.00	2.00	2.00	2.00	-	8.00 (3.0-10.0)	2.40	2.40	2.40	2.40	-	9.60 (3.5-11.2)
	7	7	7	9	-	2.00	2.00	2.00	2.50	-	8.50 (3.0-10.7)	2.40	2.40	2.40	3.00	-	10.20 (3.5-12.0)
	7	7	7	12	-	2.00	2.00	2.00	3.50	-	9.50 (3.0-11.0)	2.25	2.25	2.25	3.85	-	10.60 (3.5-12.0)
	7	7	7	14	-	1.90	1.90	1.90	3.80	-	9.50 (3.0-11.0)	2.12	2.12	2.12	4.24	-	10.60 (3.5-12.0)
	7	7	7	18	-	1.71	1.71	1.71	4.37	-	9.50 (3.0-11.0)	1.90	1.90	1.90	4.90	-	10.60 (3.5-12.0)
	7	7	7	22	-	1.55	1.55	1.55	4.85	-	9.50 (3.0-11.0)	1.73	1.73	1.73	5.41	-	10.60 (3.5-12.0)
	7	7	7	24	-	1.48	1.48	1.48	5.06	-	9.50 (3.0-11.0)	1.65	1.65	1.65	5.65	-	10.60 (3.5-12.0)
	7	7	9	9	-	2.00	2.00	2.50	2.50	-	9.00 (3.0-11.0)	2.32	2.32	2.98	2.98	-	10.60 (3.5-12.0)
	7	7	9	12	-	1.90	1.90	2.44	3.26	-	9.50 (3.0-11.0)	2.12	2.12	2.73	3.63	-	10.60 (3.5-12.0)
	7	7	9	14	-	1.80	1.80	2.31	3.59	-	9.50 (3.0-11.0)	2.01	2.01	2.57	4.01	-	10.60 (3.5-12.0)
	7	7	9	18	-	1.62	1.62	2.09	4.17	-	9.50 (3.0-11.0)	1.81	1.81	2.33	4.65	-	10.60 (3.5-12.0)
	7	7	9	22	-	1.48	1.48	1.90	4.64	-	9.50 (3.0-11.0)	1.65	1.65	2.12	5.18	-	10.60 (3.5-12.0)
	7	7	9	24	-	1.41	1.41	1.82	4.86	-	9.50 (3.0-11.0)	1.58	1.58	2.03	5.41	-	10.60 (3.5-12.0)
	7	7	12	12	-	1.75	1.75	3.00	3.00	-	9.50 (3.0-11.0)	1.95	1.95	3.35	3.35	-	10.60 (3.5-12.0)
	7	7	12	14	-	1.66	1.66	2.85	3.33	-	9.50 (3.0-11.0)	1.86	1.86	3.17	3.71	-	10.60 (3.5-12.0)
	7	7	12	18	-	1.51	1.51	2.59	3.89	-	9.50 (3.0-11.0)	1.69	1.69	2.88	4.34	-	10.60 (3.5-12.0)
	7	7	12	22	-	1.39	1.39	2.38	4.34	-	9.50 (3.0-11.0)	1.55	1.55	2.64	4.86	-	10.60 (3.5-12.0)
	7	7	12	24	-	1.33	1.33	2.28	4.56	-	9.50 (3.0-11.0)	1.48	1.48	2.54	5.10	-	10.60 (3.5-12.0)
	7	7	14	14	-	1.58	1.58	3.17	3.17	-	9.50 (3.0-11.0)	1.77	1.77	3.53	3.53	-	10.60 (3.5-12.0)
	7	7	14	18	-	1.45	1.45	2.89	3.71	-	9.50 (3.0-11.0)	1.61	1.61	3.23	4.15	-	10.60 (3.5-12.0)
	7	7	14	22	-	1.33	1.33	2.66	4.18	-	9.50 (3.0-11.0)	1.48	1.48	2.97	4.67	-	10.60 (3.5-12.0)
	7	7	14	24	-	1.28	1.28	2.56	4.38	-	9.50 (3.0-11.0)	1.43	1.43	2.85	4.89	-	10.60 (3.5-12.0)
	7	7	18	18	-	1.33	1.33	3.42	3.42	-	9.50 (3.0-11.0)	1.48	1.48	3.82	3.82	-	10.60 (3.5-12.0)
	7	9	9	9	-	2.00	2.50	2.50	2.50	-	9.50 (3.0-11.0)	2.17	2.81	2.81	2.81	-	10.60 (3.5-12.0)
	7	9	9	12	-	1.80	2.31	2.31	3.08	-	9.50 (3.0-11.0)	2.00	2.58	2.58	3.44	-	10.60 (3.5-12.0)
	7	9	9	14	-	1.71	2.19	2.19	3.41	-	9.50 (3.0-11.0)	1.89	2.45	2.45	3.81	-	10.60 (3.5-12.0)
	7	9	9	18	-	1.54	1.99	1.99	3.98	-	9.50 (3.0-11.0)	1.72	2.22	2.22	4.44	-	10.60 (3.5-12.0)
	7	9	9	22	-	1.41	1.82	1.82	4.45	-	9.50 (3.0-11.0)	1.58	2.03	2.03	4.96	-	10.60 (3.5-12.0)
	7	9	9	24	-	1.36	1.74	1.74	4.66	-	9.50 (3.0-11.0)	1.51	1.95	1.95	5.19	-	10.60 (3.5-12.0)
	7	9	12	12	-	1.66	2.14	2.85	2.85	-	9.50 (3.0-11.0)	1.85	2.39	3.18	3.18	-	10.60 (3.5-12.0)
	7	9	12	14	-	1.58	2.04	2.71	3.17	-	9.50 (3.0-11.0)	1.77	2.27	3.03	3.53	-	10.60 (3.5-12.0)
	7	9	12	18	-	1.44	1.86	2.48	3.72	-	9.50 (3.0-11.0)	1.61	2.07	2.77	4.15	-	10.60 (3.5-12.0)
	7	9	12	22	-	1.33	1.71	2.28	4.18	-	9.50 (3.0-11.0)	1.48	1.91	2.54	4.67	-	10.60 (3.5-12.0)
	7	9	12	24	-	1.28	1.64	2.19	4.39	-	9.50 (3.0-11.0)	1.43	1.83	2.45	4.89	-	10.60 (3.5-12.0)
	7	9	14	14	-	1.51	1.95	3.02	3.02	-	9.50 (3.0-11.0)	1.69	2.17	3.37	3.37	-	10.60 (3.5-12.0)
	7	9	14	18	-	1.39	1.78	2.77	3.56	-	9.50 (3.0-11.0)	1.54	1.99	3.09	3.98	-	10.60 (3.5-12.0)
	7	9	14	22	-	1.28	1.64	2.56	4.02	-	9.50 (3.0-11.0)	1.43	1.83	2.85	4.49	-	10.60 (3.5-12.0)
	7	9	14	24	-	1.23	1.58	2.46	4.23	-	9.50 (3.0-11.0)	1.37	1.77	2.75	4.71	-	10.60 (3.5-12.0)
	7	9	18	18	-	1.28	1.64	3.29	3.29	-	9.50 (3.0-11.0)	1.43	1.83	3.67	3.67	-	10.60 (3.5-12.0)
	7	12	12	12	-	1.55	2.65	2.65	2.65	-	9.50 (3.0-11.0)	1.72	2.96	2.96	2.96	-	10.60 (3.5-12.0)
	7	12	12	14	-	1.48	2.53	2.53	2.96	-	9.50 (3.0-11.0)	1.64	2.83	2.83	3.30	-	10.60 (3.5-12.0)
	7	12	12	18	-	1.35	2.33	2.33	3.49	-	9.50 (3.0-11.0)	1.51	2.60	2.60	3.89	-	10.60 (3.5-12.0)
	7	12	14	14	-	1.41	2.43	2.83	2.83	-	9.50 (3.0-11.0)	1.57	2.71	3.16	3.16	-	10.60 (3.5-12.0)
	7	12	14	18	-	1.30	2.24	2.61	3.35	-	9.50 (3.0-11.0)	1.45	2.49	2.91	3.75	-	10.60 (3.5-12.0)
	7	14	14	14	-	1.37	2.71	2.71	2.71	-	9.50 (3.0-11.0)	1.51	3.03	3.03	3.03	-	10.60 (3.5-12.0)

5-unit Multi-split

AOEG36KBTA5	Combination of Indoor Units					Operation											
						Cooling Capacity						Heating Capacity					
						Unit 1	Unit 2	Unit 3	Unit 4	Unit 5	Total Capacity (Min. - Max.)	Unit 1	Unit 2	Unit 3	Unit 4	Unit 5	Total Capacity (Min. - Max.)
						kW	kW	kW	kW	kW	kW	kW	kW	kW	kW	kW	kW
4-unit connection	7	14	14	18	-	1.25	2.51	2.51	3.23	-	9.50 (3.0-11.0)	1.40	2.80	2.80	3.60	-	10.60 (3.5-12.0)
	9	9	9	9	-	2.38	2.38	2.38	2.38	-	9.50 (3.0-11.0)	2.65	2.65	2.65	2.65	-	10.60 (3.5-12.0)
	9	9	9	12	-	2.19	2.19	2.19	2.93	-	9.50 (3.0-11.0)	2.45	2.45	2.45	3.25	-	10.60 (3.5-12.0)
	9	9	9	14	-	2.09	2.09	2.09	3.23	-	9.50 (3.0-11.0)	2.33	2.33	2.33	3.61	-	10.60 (3.5-12.0)
	9	9	9	18	-	1.90	1.90	1.90	3.80	-	9.50 (3.0-11.0)	2.12	2.12	2.12	4.24	-	10.60 (3.5-12.0)
	9	9	9	22	-	1.74	1.74	1.74	4.28	-	9.50 (3.0-11.0)	1.95	1.95	1.95	4.75	-	10.60 (3.5-12.0)
	9	9	9	24	-	1.68	1.68	1.68	4.46	-	9.50 (3.0-11.0)	1.87	1.87	1.87	4.99	-	10.60 (3.5-12.0)
	9	9	12	12	-	2.04	2.04	2.71	2.71	-	9.50 (3.0-11.0)	2.27	2.27	3.03	3.03	-	10.60 (3.5-12.0)
	9	9	12	14	-	1.94	1.94	2.59	3.03	-	9.50 (3.0-11.0)	2.17	2.17	2.89	3.37	-	10.60 (3.5-12.0)
	9	9	12	18	-	1.78	1.78	2.38	3.56	-	9.50 (3.0-11.0)	1.99	1.99	2.64	3.98	-	10.60 (3.5-12.0)
	9	9	12	22	-	1.64	1.64	2.19	4.03	-	9.50 (3.0-11.0)	1.83	1.83	2.45	4.49	-	10.60 (3.5-12.0)
	9	9	12	24	-	1.58	1.58	2.11	4.23	-	9.50 (3.0-11.0)	1.77	1.77	2.35	4.71	-	10.60 (3.5-12.0)
	9	9	14	14	-	1.86	1.86	2.89	2.89	-	9.50 (3.0-11.0)	2.07	2.07	3.23	3.23	-	10.60 (3.5-12.0)
	9	9	14	18	-	1.71	1.71	2.66	3.42	-	9.50 (3.0-11.0)	1.91	1.91	2.96	3.82	-	10.60 (3.5-12.0)
	9	9	18	18	-	1.58	1.58	3.17	3.17	-	9.50 (3.0-11.0)	1.77	1.77	3.53	3.53	-	10.60 (3.5-12.0)
	9	12	12	12	-	1.91	2.53	2.53	2.53	-	9.50 (3.0-11.0)	2.11	2.83	2.83	2.83	-	10.60 (3.5-12.0)
	9	12	12	14	-	1.81	2.43	2.43	2.83	-	9.50 (3.0-11.0)	2.02	2.71	2.71	3.16	-	10.60 (3.5-12.0)
	9	12	12	18	-	1.67	2.24	2.24	3.35	-	9.50 (3.0-11.0)	1.87	2.49	2.49	3.75	-	10.60 (3.5-12.0)
	9	12	14	14	-	1.74	2.34	2.71	2.71	-	9.50 (3.0-11.0)	1.94	2.60	3.03	3.03	-	10.60 (3.5-12.0)
	9	12	14	18	-	1.61	2.15	2.51	3.23	-	9.50 (3.0-11.0)	1.80	2.40	2.80	3.60	-	10.60 (3.5-12.0)
	9	14	14	14	-	1.67	2.61	2.61	2.61	-	9.50 (3.0-11.0)	1.87	2.91	2.91	2.91	-	10.60 (3.5-12.0)
	12	12	12	12	-	2.38	2.38	2.38	2.38	-	9.50 (3.0-11.0)	2.65	2.65	2.65	2.65	-	10.60 (3.5-12.0)
	12	12	12	14	-	2.28	2.28	2.28	2.66	-	9.50 (3.0-11.0)	2.54	2.54	2.54	2.98	-	10.60 (3.5-12.0)
	12	12	12	18	-	2.11	2.11	2.11	3.17	-	9.50 (3.0-11.0)	2.36	2.36	2.36	3.52	-	10.60 (3.5-12.0)
	12	12	14	14	-	2.19	2.19	2.56	2.56	-	9.50 (3.0-11.0)	2.45	2.45	2.85	2.85	-	10.60 (3.5-12.0)
	12	14	14	14	-	2.12	2.46	2.46	2.46	-	9.50 (3.0-11.0)	2.35	2.75	2.75	2.75	-	10.60 (3.5-12.0)
5-unit connection	7	7	7	7	7	1.90	1.90	1.90	1.90	1.90	9.50 (3.0-11.0)	2.12	2.12	2.12	2.12	2.12	10.60 (3.5-12.0)
	7	7	7	7	9	1.80	1.80	1.80	1.80	2.30	9.50 (3.0-11.0)	2.01	2.01	2.01	2.01	2.56	10.60 (3.5-12.0)
	7	7	7	7	12	1.66	1.66	1.66	1.66	2.86	9.50 (3.0-11.0)	1.86	1.86	1.86	1.86	3.16	10.60 (3.5-12.0)
	7	7	7	7	14	1.58	1.58	1.58	1.58	3.18	9.50 (3.0-11.0)	1.77	1.77	1.77	1.77	3.52	10.60 (3.5-12.0)
	7	7	7	7	18	1.45	1.45	1.45	1.45	3.70	9.50 (3.0-11.0)	1.61	1.61	1.61	1.61	4.16	10.60 (3.5-12.0)
	7	7	7	7	22 *1	1.33	1.33	1.33	1.33	4.18	9.50 (3.0-11.0)	1.48	1.48	1.48	1.48	4.68	10.60 (3.5-12.0)
	7	7	7	7	24	1.28	1.28	1.28	1.28	4.38	9.50 (3.0-11.0)	1.43	1.43	1.43	1.43	4.88	10.60 (3.5-12.0)
	7	7	7	9	9	1.70	1.70	1.70	2.20	2.20	9.50 (3.0-11.0)	1.90	1.90	1.90	2.45	2.45	10.60 (3.5-12.0)
	7	7	7	9	12	1.58	1.58	1.58	2.04	2.72	9.50 (3.0-11.0)	1.77	1.77	1.77	2.26	3.03	10.60 (3.5-12.0)
	7	7	7	9	14	1.51	1.51	1.51	1.94	3.03	9.50 (3.0-11.0)	1.69	1.69	1.69	2.16	3.37	10.60 (3.5-12.0)
	7	7	7	9	18	1.39	1.39	1.39	1.77	3.56	9.50 (3.0-11.0)	1.55	1.55	1.55	1.99	3.96	10.60 (3.5-12.0)
	7	7	7	9	22 *1	1.28	1.28	1.28	1.64	4.02	9.50 (3.0-11.0)	1.43	1.43	1.43	1.83	4.48	10.60 (3.5-12.0)
	7	7	7	9	24	1.23	1.23	1.23	1.58	4.23	9.50 (3.0-11.0)	1.37	1.37	1.37	1.77	4.72	10.60 (3.5-12.0)
	7	7	7	12	12	1.48	1.48	1.48	2.53	2.53	9.50 (3.0-11.0)	1.64	1.64	1.64	2.84	2.84	10.60 (3.5-12.0)
	7	7	7	12	14	1.41	1.41	1.41	2.43	2.84	9.50 (3.0-11.0)	1.58	1.58	1.58	2.70	3.16	10.60 (3.5-12.0)
	7	7	7	12	18	1.30	1.30	1.30	2.24	3.36	9.50 (3.0-11.0)	1.45	1.45	1.45	2.49	3.76	10.60 (3.5-12.0)
	7	7	7	14	14	1.36	1.36	1.36	2.71	2.71	9.50 (3.0-11.0)	1.52	1.52	1.52	3.02	3.02	10.60 (3.5-12.0)
	7	7	7	14	18	1.25	1.25	1.25	2.51	3.24	9.50 (3.0-11.0)	1.40	1.40	1.40	2.80	3.60	10.60 (3.5-12.0)
	7	7	9	9	9	1.63	1.63	2.08	2.08	2.08	9.50 (3.0-11.0)	1.82	1.82	2.32	2.32	2.32	10.60 (3.5-12.0)
	7	7	9	9	12	1.51	1.51	1.94	1.94	2.60	9.50 (3.0-11.0)	1.69	1.69	2.17	2.17	2.88	10.60 (3.5-12.0)
	7	7	9	9	14	1.45	1.45	1.86	1.86	2.88	9.50 (3.0-11.0)	1.61	1.61	2.07	2.07	3.24	10.60 (3.5-12.0)
	7	7	9	9	18	1.33	1.33	1.71	1.71	3.42	9.50 (3.0-11.0)	1.48	1.48	1.91	1.91	3.82	10.60 (3.5-12.0)
	7	7	9	9	22 *1	1.23	1.23	1.58	1.58	3.88	9.50 (3.0-11.0)	1.37	1.37	1.77	1.77	4.32	10.60 (3.5-12.0)
	7	7	9	12	12	1.41	1.41	1.82	2.43	2.43	9.50 (3.0-11.0)	1.58	1.58	2.02	2.71	2.71	10.60 (3.5-12.0)
	7	7	9	12	14	1.36	1.36	1.74	2.33	2.71	9.50 (3.0-11.0)	1.51	1.51	1.95	2.60	3.03	10.60 (3.5-12.0)
	7	7	9	12	18	1.25	1.25	1.61	2.15	3.24	9.50 (3.0-11.0)	1.40	1.40	1.80	2.40	3.60	10.60 (3.5-12.0)
	7	7	9	14	14	1.30	1.30	1.68	2.61	2.61	9.50 (3.0-11.0)	1.45	1.45	1.88	2.91	2.91	10.60 (3.5-12.0)
	7	7	12	12	12	1.33	1.33	2.28	2.28	2.28	9.50 (3.0-11.0)	1.49	1.49	2.54	2.54	2.54	10.60 (3.5-12.0)
	7	7	12	12	14	1.28	1.28	2.19	2.19	2.56	9.50 (3.0-11.0)	1.43	1.43	2.45	2.45	2.84	10.60 (3.5-12.0)
	7	7	12	14	14	1.23	1.23	2.12	2.46	2.46	9.50 (3.0-11.0)	1.37	1.37	2.36	2.75	2.75	10.60 (3.5-12.0)
	7	9	9	9	9	1.54	1.99	1.99	1.99	1.99	9.50 (3.0-11.0)	1.72	2.22	2.22	2.22	2.22	10.60 (3.5-12.0)
	7	9	9	9	12	1.44	1.86	1.86	1.86	2.48	9.50 (3.0-11.0)	1.61	2.07	2.07	2.07	2.78	10.60 (3.5-12.0)
	7	9	9	9	14	1.39	1.78	1.78	1.78	2.77	9.50 (3.0-11.0)	1.54	1.99	1.99	1.99	3.09	10.60 (3.5-12.0)
	7	9	9	9	18	1.28	1.64	1.64	1.64	3.30	9.50 (3.0-11.0)	1.43	1.83	1.83	1.83	3.68	10.60 (3.5-12.0)
	7	9	9	12	12	1.36	1.74	1.74	2.33	2.33	9.50 (3.0-11.0)	1.50	1.95	1.95	2.60	2.60	10.60 (3.5-12.0)
	7	9	9	12	14	1.29	1.68	1.68	2.24	2.61	9.50 (3.0-11.0)	1.45	1.87	1.87	2.49	2.92	10.60 (3.5-12.0)
	7	9	9	14	14	1.26	1.61	1.61	2.51	2.51	9.50 (3.0-11.0)	1.40	1.80	1.80	2.80	2.80	10.60 (3.5-12.0)
	7	9	12	12	12	1.28	1.65	2.19	2.19	2.19	9.50 (3.0-11.0)	1.42	1.83	2.45	2.45	2.45	10.60 (3.5-12.0)
	7	9	12	12	14	1.23	1.58	2.11	2.11	2.47	9.50 (3.0-11.0)	1.36	1.77	2.36	2.36	2.75	10.60 (3.5-12.0)
	9	9	9	9	9	1.90	1.90	1.90	1.90	1.90	9.50 (3.0-11.0)	2.12	2.12	2.12	2.12	2.12	10.60 (3.5-12.0)
	9	9	9	9	12	1.78	1.78	1.78	1.78	2.38	9.50 (3.0-11.0)	1.99	1.99	1.99	1.99	2.64	10.60 (3.5-12.0)
	9	9	9	9	14	1.71	1.71	1.71	1.71	2.66	9.50 (3.0-11.0)	1.91	1.91	1.91	1.91	2.96	10.60 (3.5-12.0)
	9	9	9	9	18	1.58	1.58	1.58	1.58	3.18	9.50 (3.0-11.0)	1.77	1.77	1.77	1.77	3.52	10.60 (3.5-12.0)
	9	9	9	12	12	1.68	1.68	1.68	2.23	2.23	9.50 (3.0-11.0)	1.88	1.88	1.88	2.48	2.48	10.60 (3.5-12.0)
	9	9	9	12	14	1.61	1.61	1.61	2.15	2.52	9.50 (3.0-11.0)	1.80	1.80	1.80	2.40	2.80	10.60 (3.5-12.0)
	9	9	12	12	12	1.57	1.57	2.12	2.12	2.12	9.50 (3.0-11.0)	1.76	1.76	2.36	2.36	2.36	10.60 (3.5-12.0)

Notes: •7: 7000 Btu/h/9: 9000 Btu/h/12: 12000 Btu/h/14: 14000 Btu/h/18: 18000 Btu/h/22: 22000 Btu/h/24: 24000 Btu/h models
•The above specifications apply when connected with a wall-mounted [KG/KM] unit.
•2 or more indoor units should be connected.
•Cooling capacity is determined based on 27°CDB/19°CWB (indoor temperature) and 35°CDB (outdoor temperature).
•Pipe Length: 5 m, Height difference: 0 m (Outdoor unit to Indoor unit)
•Total capacity of indoor units connected must be between 7.5 kW and 15.5 kW.
•Please refer to the Design & Technical manual for the combination tables with 5kW model.
*1: For Model 22, only wall-mounted indoor units are connectable.

Simultaneous Multi-split Connectable Indoor Units

Type		4HP		5HP		6HP	
Model name		AOEG36KBTB	AOEG36KRTA	AOEG45KBTB	AOEG45KRTA	AOEG54KBTB	AOEG54KRTA
Simultaneous Multi-split Type Outdoor Unit							
Capacity (kW)	Cooling	9.5		12.1		13.4	13.4
	Heating	10.8		13.5		15.5	15.5

Indoor Unit	BTU	kW Class	Twin			Triple
 AUXG18/22/24KVLA	18,000	5.0	● × 2	–	–	● × 3
	22,000	6.5	–	● × 2	–	–
	24,000	7.0	–	–	● × 2	–
 ARXG18KLLAP	18,000	5.0	● × 2	–	–	● × 3
 ARXG22KMLB ARXG24KMLA	22,000	6.5	–	● × 2	–	–
	24,000	7.0	–	–	● × 2	–
Separation tube			UTP-SX236A (18/22/24)			UTP-SX354A (18)

Note : Please be aware that 2-wired group control is not possible with Simultaneous Multi-split.

REFRIGERANT R410A

Type		8HP	10HP
Model name		AOYG72LRLA	AOYG90LRLA
Simultaneous Multi-split Outdoor Unit			
Capacity (kW)	Cooling	19.0	22.0
	Heating	22.4	27.0

Indoor Unit	BTU	kW Class	Twin	Triple	Double Twin	Twin	Triple
 AUYG18/24LV	18,000	5.0	–	–	● × 4	–	–
	24,000	7.0	–	● × 3	–	–	–
 AUYG30/36/45LR	30,000	8.8	–	–	–	–	● × 3
	36,000	10.6	● × 2	–	–	–	–
	45,000	12.5	–	–	–	● × 2	–
 ARYG18LLTB	18,000	5.0	–	–	● × 4	–	–
 ARYG/24/30 36/45LM	24,000	7.0	–	● × 3	–	–	–
	30,000	8.8	–	–	–	–	● × 3
	36,000	10.6	● × 2	–	–	–	–
	45,000	12.5	–	–	–	● × 2	–
 ABYG30/36/45LR	30,000	8.8	–	–	–	–	● × 3
	36,000	10.6	● × 2	–	–	–	–
	45,000	12.5	–	–	–	● × 2	–
Separation tube			UTP-SX272A × 1	UTP-SX372A × 1	UTP-SX272A x 1, UTP-SX236A x 2	UTP-SX272A × 1	UTP-SX372A × 1

Simultaneous Multi-split Type

Twin / Triple

REFRIGERANT R32

ALL DC

Meets a variety of installation needs from offices to commercial spaces, with up to 3 indoor units in the same room connected to an outdoor unit.

Select indoor units according to floor layout and heat load estimated by the number of people working in the room and the direction and intensity of sunlight entering the room.
Perfect airflow distribution can be achieved for optimum comfort.

Installation according to floor layout

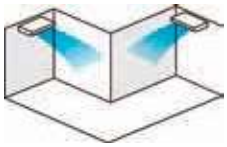

Installation according to lighting conditions

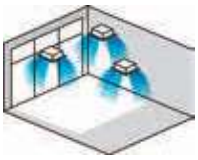

Design flexibility

Slim & Compact Design
The outdoor unit in this series is 22.7% shorter* than a twin-fan outdoor unit. The reduced height makes it easy to install in tight spaces.



R410A model

R32 model

Flexible installation

Pipe length of up to 50 m and a height difference of up to 30 m can be accommodated. Multi-split systems can be installed in large residences and multi-story buildings.

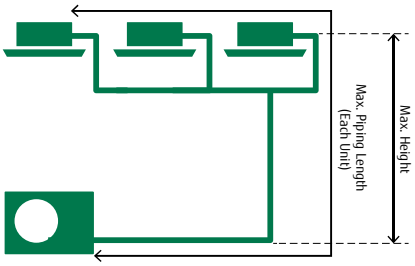

Max. Pipe Length (Each Unit): **50 m**

Max. Height: **30 m**

Simultaneous control

Up to 16 indoor units can be controlled simultaneously with a wired remote controller.

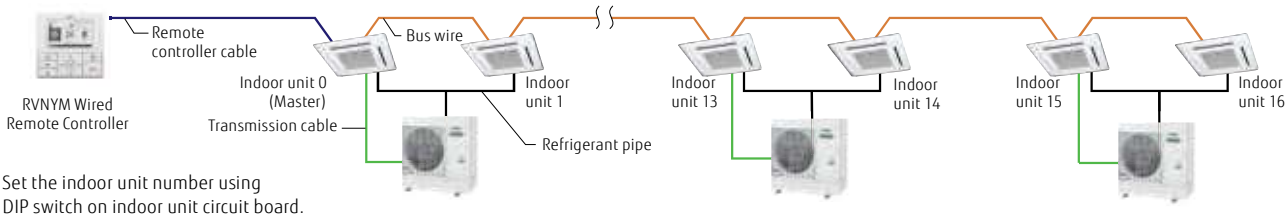

Set the indoor unit number using DIP switch on indoor unit circuit board.

*The following functions are not provided by a wireless remote controller: Timer operation, Sleep Timer operation, 10℃ Heat operation

Model: AOEG36KBTB / AOEG45KBTB / AOEG54KBTB
AOEG36KRTA [3-phase] / AOEG45KRTA [3-phase] / AOEG54KRTA [3-phase]

36

45/54

Specifications (Indoor units/Outdoor units)

Indoor Units Model name				Compact Cassette		
				AUXG18KVLA	AUXG22KVLA	AUXG24KVLA
Power Source				Single phase, ~230 V, 50 Hz		
Airflow Rate	Cooling	H/M/L/Q	m^3/h	680/580/490/410	830/740/600/450	930/830/600/450
	Heating	H/M/L/Q		800/680/580/450	860/760/700/530	930/850/700/530
Net Dimensions H × W × D			mm	245 × 570 × 570	245 × 570 × 570	245 × 570 × 570
Weight			kg	15	16	16
Cassette Grille				UTG-UFYF-W	UTG-UFYF-W	UTG-UFYF-W
Unit List Price (including grille)			**£**	**821***	**884***	**951***

Indoor Units Model name				Duct		
				ARXG18KLLAP	ARXG22KMLB	ARXG24KMLA
Power Source				Single phase, ~230 V, 50 Hz		
Airflow Rate	Cooling	H/M/L/Q	m^3/h	940/880/820/750	1,100/910/750/580	1,100/910/750/580
	Heating	H/M/L/Q		940/880/820/750	1,100/910/750/580	1,100/910/750/580
Net Dimensions H × W × D			mm	198 × 900 × 620	270 × 1,135 × 700	270 × 1,135 × 700
Weight			kg	20	35	35
Unit List Price (inc filter & spigots where applicable)			**£**	**830***	**1,008***	**1,078***

Outdoor Units Model name				AOEG36KBTB	AOEG45KBTB	AOEG54KBTB	AOEG36KRTA	AOEG45KRTA	AOEG54KRTA
Capacity	Cooling		kW	9.5	12.1	13.4	9.5	12.1	13.4
	Heating			10.8	13.5	15.5	10.8	13.5	15.5
Power Source				Single phase, ~230 V, 50 Hz			3-phase, ~400 V, 50 Hz		
SEER	Cooling		W/W	6.10	–	–	6.10	-	-
SCOP	Heating			4.00	–	–	4.00	-	-
Annual Energy Consumption	Cooling		kWh/a	545	–	–	545	-	-
	Heating			3,044	–	–	3,044	-	-
Energy Efficiency Class	Cooling			A++	–	–	A++	-	-
	Heating			A+	–	–	A+	-	-
Sound Pressure Level (High)	Cooling		dB(A)	55	57	57	55	57	57
	Heating			55	57	59	55	57	59
Sound Power Level (High)	Cooling			70	71	73	70	71	73
	Heating			70	71	73	70	71	73
Airflow Rate	Cooling/Heating		m^3/h	3,750/3,750	4,450/4,450	4,450/4,450	3,750/3,750	4,450/4,450	4,450/4,450
Net Dimensions H × W × D			mm	788 × 940 × 320	998 × 940 × 320	998 × 940 × 320	788 × 940 × 320	998 × 940 × 320	998 × 940 × 320
Weight			kg	52	67	67	53	67	67
Connection Pipe Diameter (Liquid/Gas)			mm	9.52/15.88	9.52/15.88	9.52/15.88	9.52/15.88	9.52/15.88	9.52/15.88
Max. Pipe Length (Pre-Charge)			m	50 (30)	50 (30)	50 (30)	50 (30)	50 (30)	50 (30)
Max. Height Difference				30	30	30	30	30	30
Operating Range	Cooling		°CDB	-15 to 46	-15 to 46	-15 to 46	-15 to 46	-15 to 46	-15 to 46
	Heating			-15 to 24	-15 to 24	-15 to 24	-15 to 24	-15 to 24	-15 to 24
Refrigerant	Type (Global Warming Potential)			R32 (675)	R32 (675)	R32 (675)	R32 (675)	R32 (675)	R32 (675)
	Charge		kg (CO2eq-T)	1.90 (1.283)	2.70 (1.823)	2.70 (1.823)	1.90 (1.283)	2.70 (1.823)	2.70 (1.823)
Separation tube				UTP-SX236A (Twin)	UTP-SX236A (Twin)	UTP-SX236A (Twin) UTP-SX354A (Triple)	UTP-SX236A (Twin)	UTP-SX236A (Twin)	UTP-SX236A (Twin) UTP-SX354A (Triple)
Unit List Price (including listed seperation tubes)			**£**	**2,138**	**2,250**	**2,350** **2,384**	**2,253**	**2,159**	**2,367** **2,401**

*UTY-RVNYM controller must be ordered separately

- Connected indoor units must be the same type and capacity.
- The above specifications apply when used with a cassette type indoor unit.

Dimensions (Unit: mm)

AOEG36KBTB / AOEG36KRTA

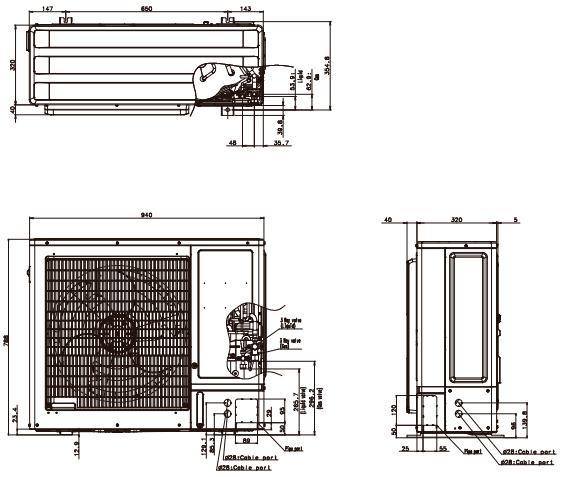

AOEG45KBTB / AOEG54KBTB
AOEG45KRTA / AOEG54KRTA

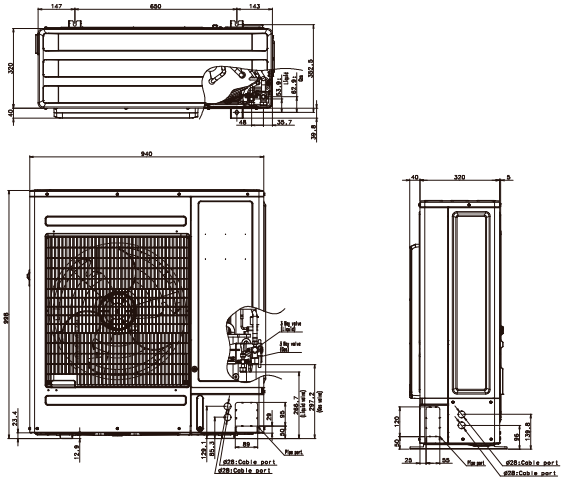

Simultaneous Multi-split Type

Twin / Triple / Double Twin

REFRIGERANT R410A

ALL DC

Meets a variety of installation needs from an open-plan office to a retail store, with up to 4 indoor units connected to an outdoor unit.

Select indoor units according to floor layout and heat load estimated by the number of people working in the room and the direction and intensity of sunlight entering the room. Perfect airflow distribution can be achieved for optimum comfort.

Installation according to floor layout

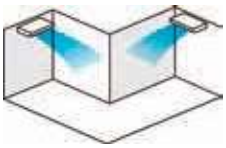

Installation according to lighting conditions

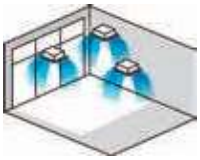

Installation according to layout and lighting conditions

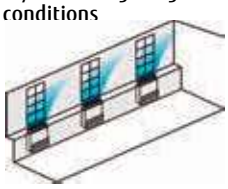

Installation according to large space

Simultaneous control

Up to 16 indoor units can be controlled simultaneously with a wired remote controller.

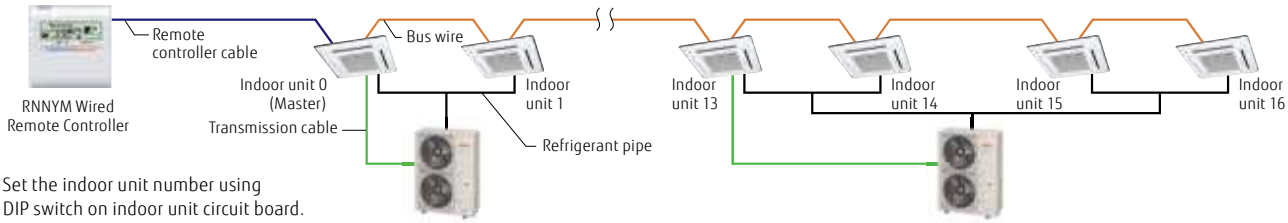

Set the indoor unit number using DIP switch on indoor unit circuit board.

*The following functions are not provided by a wireless remote controller: Timer operation, Sleep Timer operation, 10℃ Heat operation

Indoor unit lineup

The indoor units, available in 18 models of 6 types, can be selected according to room size and conditions.

Compact Cassette

Cassette

Slim Duct

Duct

Ceiling

REFRIGERANT R410A

Model: AOYG72LRLA [3-phase] / AOYG90LRLA [3-phase]

Specifications (Indoor units/Outdoor units)

Indoor Units Model name				Compact Cassette, Cassette				
				AUYG18LVLB	AUYG24LVLA	AUYG30LRLE	AUYG36LRLE	AUYG45LRLA
Power Source				Single phase, ~230 V, 50 Hz				
Airflow Rate	Cooling	H/M/L/Q	m^3/h	750/610/520/410	930/830/600/450	1,600/1,400/1,270/1,150	1,800/1,400/1,270/1,150	1,900/1,640/1,460/1,250
	Heating	H/M/L/Q		800/710/600/450	930/830/600/450	1,800/1,400/1,270/1,150	1,800/1,400/1,270/1,150	1,900/1,640/1,460/1,250
Net Dimensions H × W × D			mm	245 × 570 × 570	245 × 570 × 570	288 × 840 × 840	288 × 840 × 840	288 × 840 × 840
Weight			kg	15	16	26	26	26
Cassette Grille				UTG-UFYD-W		UTG-UGYA-W		
Unit List Price (including grille)			£	**1,115***	**1,275***	**1,250****	**1,383****	**1,456****

Indoor Units Model name				Duct				
				ARYG18LLTB	ARYG24LMLA	ARYG30LMLE	ARYG36LMLE	ARYG45LMLA
Power Source				Single phase, ~230 V, 50 Hz				
Airflow Rate	Cooling	H/M/L/Q	m^3/h	940/880/820/750	1,100/910/750/580	1,900/1,620/1,270/980	1,900/1,620/1,270/980	2,100/1,750/1,350/1,070
	Heating	H/M/L/Q		940/880/820/750	1,100/910/750/580	2,100/1,620/1,270/980	2,100/1,620/1,270/980	2,100/1,750/1,350/1,070
Net Dimensions H × W × D			mm	198 × 900 × 620	270 × 1135 × 700	270 × 1135 × 700	270 × 1135 × 700	270 × 1135 × 700
Weight			kg	23	40	40	40	40 (88)
Unit List Price (inc filter & spigots where applicable)			£	**1,129****	**1,414****	**1,707****	**1,707****	**1,833****

Indoor Units Model name				Ceiling		
				ABYG30LRTE	ABYG36LRTE	ABYG45LRTA
Power Source				Single phase, ~230 V, 50 Hz		
Airflow Rate	Cooling	H/M/L/Q	m^3/h	1,660/1,500/1,200/1,000	1,900/1,500/1,200/1,000	2,100/1,700/1,400/1,100
	Heating	H/M/L/Q		1,660/1,500/1,200/1,000	1,900/1,500/1,200/1,000	2,100/1,700/1,400/1,100
Net Dimensions H × W × D			mm	240 × 1660 × 700	240 × 1660 × 700	240 × 1660 × 700
Weight			kg	46	46	46
Unit List Price			£	**1,532***	**1,912***	**2,075***

Outdoor Units Model name			AOYG72LRLA	AOYG90LRLA
Capacity	Cooling	kW	19.0	22.0
	Heating		22.4	27.0
Power Source			3-phase, ~400 V, 50 Hz	
Sound Pressure Level (High)	Cooling/Heating	dB(A)	55/55	55/57
Airflow Rate	Cooling/Heating	m^3/h	8,400/8,400	8,400/9,000
Net Dimensions H × W × D		mm	1,428 × 1,080 × 480	1,428 × 1,080 × 480
Weight		kg	163	172
Connection Pipe Diameter (Liquid/Gas)		mm	12.7/25.4	12.7/25.4
Max. Pipe Length (Pre-Charge)		m	100 (30)	100 (30)
Max. Height Difference			30	30
Operating Range	Cooling	°CDB	–15 to 46	–15 to 46
	Heating		–20 to 24	–20 to 24
Refrigerant	Type (Global Warming Potential)		R410A (2,088)	R410A (2,088)
	Charge	kg (CO2eq-T)	5.6 (11.693)	7.1 (14.825)
Separation tube			UTP-SX272A × 1 (Twin) / UTP-SX372A × 1 (Triple) / UTP-SX272A × 1 UTP-SX236A × 2 (Double Twin)	UTP-SX272A × 1 (Twin) / UTP-SX372A × 1 (Triple)
Unit List Price (including listed seperation tubes)		£	**4,368** / **4,432** / **4,556**	**4,546** / **4,610**

*UTY-RVNYM controller must be ordered separately
** UTY-RNNYM controller supplied with indoor unit

• Connected indoor units must be the same type and capacity.
• The above specifications apply when used with a cassette type indoor unit.

Dimensions

(Unit: mm)

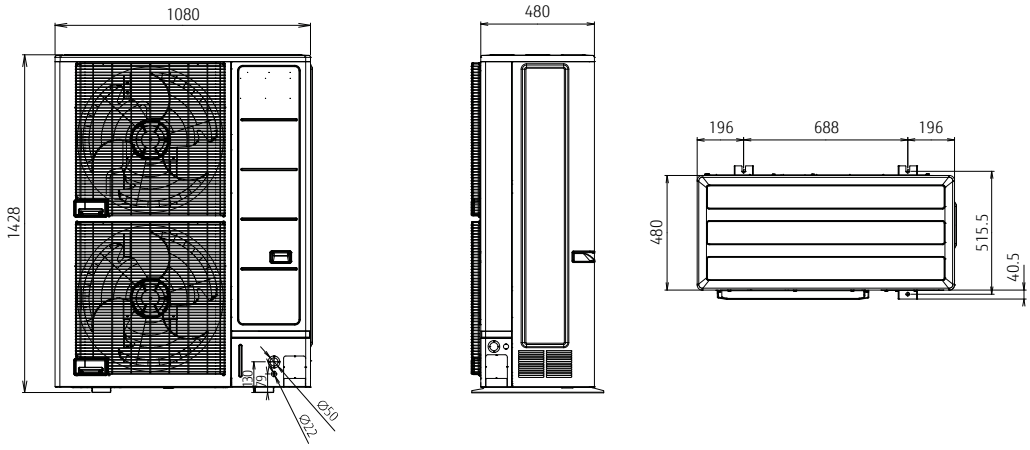

Control System Overview

for Split & Multi-split

All indoor units* are equipped with a wireless or wired remote controller as standard. Additional options are available, such as individual remote controllers and central remote controllers. The easy-to-operate central remote controller makes it simple to control the operation mode, temperature, airflow volume, timer, and other functions of each indoor unit from a single location.

* Except for some products

Air Conditioning
Individual control

Wired remote controller

A built-in thermo sensor monitors and controls room temperature accurately.

Wireless remote controller

Simple and versatile operations with a choice of 4 different types of timers

Simple remote controller

Compact remote controller with basic functionality

For Ceiling type

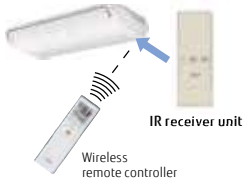

For Duct type

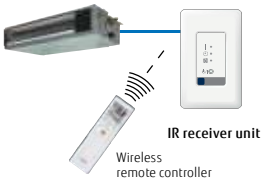

For Cassette type

IR receiver unit

This IR receiver unit enables a wireless remote controller to control a duct-type indoor unit.

Air Conditioning
Centralized control

Home central remote controller for 5-unit Multi-split type

Enables individual and central control.

Converters/Adapters

For external control via BMS/Home Automation Systems

MODBUS® converter
for indoor units
UTY-VMSX

MODBUS® interface
for indoor units

KNX® converter
for indoor units
UTY-VKSX

KNX® interface
for indoor units

WLAN adapter

Network converter

DC power supply type
UTY-VTGX

AC power supply type
UTY-VTGXV

Online Control (Wireless Control via Smartphone/Tablet)

With the WLAN adapter and the AIRSTAGE Mobile app, you can control the heating and cooling of your home anytime, anywhere.

WLAN adapter

The dedicated WLAN adapter enables the air conditioner to be operated by smartphone or tablet computer.

WLAN adapter
USB

+

AIRSTAGE Mobile
Download Free
App Store
Google play

Simple, user-friendly interface design

The designed screen display makes it easier than ever to operate.

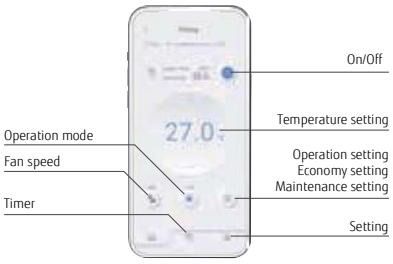

Controller system list (available) for Split/Multi-split

Controller Options/Accessories:

Type		Refrigerant	Indoor unit								
			Wall-mounted							Cassette	
			Designer Range		Standard Range			ECO Range		Compact 4-way flow Range	Circular flow Range
			ASEH07/09/ 12/14KGTG	ASEG 07/09/12/14 KETF, KETF-B	ASEH07/09/ 12/14KMCG	ASEG 18/24KMTE	ASEH 30/36KMTB	ASEH 07/09/12 KNCA	ASEH 07/09/12 KLTA	AUXG 09/12/14/ 18/22/24 KVLA	AUXG 18/22/24/30/ 36/45/54 KRLB
		R32									
		R410A									
Controllers	Wired remote controller		● UTY-RVRY+ UTY-TWRXZ2.							● UTY-RVRY	
			● UTY-RNRYZ5+ UTY-TWRXZ2							● UTY-RNRYZ5	
			● UTY-RCRYZ1+ UTY-TWRXZ2							● UTY-RCRYZ1	
										● UTY-RVNYM	
	Simple remote controller	 Nonpolar 2-core type	● UTY-RSRY UTY-RHRY+ UTY-TWRXZ2							● UTY-RSRY UTY-RHRY	
	Home central remote controller										
	Wireless remote controller									● UTY-LNTY	
	IR receiver unit with Wireless remote controller	 For Duct type									
		 For Duct type / For Cassette type / For Ceiling type									● UTY-LBTYC

Indoor unit													Outdoor unit
Duct						Floor	Ceiling	Multi-split					Single phase
Slim	Medium static pressure (Compact)	Medium static pressure (Standard)	High static pressure		BIG			Wall-mounted		Compact cassette	Mini duct	Slim duct	5-unit multi-split
ARXG 09/12/14/18 KLLAP	ARXG 12/14/18/ 22/24/30/ 36/45/54 KHTAP	ARXG22KMLB, ARXG 24/30/36/45 KMLA	ARXG 45/54KHTB			AGEG 09/12/14 KVCA	ABEG 18/22/24/30/ 36/45/54 KRTA	ASEH 05KNCA	ASEG 22KMTE	AUXG 07KVLA	ARXG 07/09/12/14/18 KSLAP	ARXG 07KLLAP	AOEG 36KBTA5
				ARYG 60LHTA	ARYG 72/90LHTA								
● UTY-RVRY					● UTY-RVRY	● UTY-RVRY+ UTY-TWRXZ3	● UTY-RVRY		● UTY-RVRY+ UTY-TWRXZ2	● UTY-RVRY			
● UTY-RNRYZ5					● UTY-RNRYZ5	● UTY-RNRYZ5+ UTY-TWRXZ3	● UTY-RNRYZ5		● UTY-RNRYZ5+ UTY-TWRXZ2	● UTY-RNRYZ5			
● UTY-RCRYZ1					● UTY-RCRYZ1	● UTY-RCRYZ1+ UTY-TWRZX3	● UTY-RCRYZ1		● UTY-RCRYZ1+ UTY-TWRXZ2	● UTY-RCRYZ1			
	● UTY-RVNYM			● UTY-RVNYM						● UTY-RVNYM			
● UTY-RSRY UTY-RHRY					● UTY-RSRY UTY-RHRY	● UTY-RSRY UTY-RHRY+ UTY-TWRXZ3	● UTY-RSRY UTY-RHRY		● UTY-RSRY UTY-RHRY+ UTY-TWRXZ2	● UTY-RSRY UTY-RHRY			
													● UTY-DMMYM1*3 (KBTA5) UTY-DMMYM*3 (LBLA6)
										● UTY-LNTY			
				● UTY-LRHYM									
● UTY-LBTYM					● UTY-LBTYM		● UTY-LBTYH				● UTY-LBTYM		

*There are no optional parts for the KL Series.
*1: Available only when the WLAN adapter (UY-TFSXF2) is removed. *2 Available only when the WLAN adapter (UTY-TFSXZ1) is removed.
*3 Consult your dealer for conditions of use.

Controller system list (available) for Split/Multi-split

Controller Options/Accessories:

Type		Refrigerant	Indoor unit									
			Wall-mounted								Cassette	
			Designer Range		Standard Range			ECO Range			Compact 4-way flow Range	Circular flow Range
			ASEH07/09/12/14KGTG	ASEG 07/09/12/14 KETF, KETF-B	ASEH07/09/12/14KMCG	ASEG 18/24KMTE	ASEH 30/36KMTB	ASEH 07/09/12 KNCA	ASEH 07/09/12 KLTA	ASEG 18/24KLCA	AUXG 09/12/14/18/22/24 KVLA	AUXG 18/22/24/30/36/45/54 KRLB
		R32										
		R410A										
Interfaces	MODBUS® Converter		● UTY-VMSX								● UTY-VMSX	
	MODBUS® interface	 3-wire RC-line type  CN connector type	● FG-AC-MBS1Z1								● FG-RC-MBS1Z1 FG-AC-MBS1Z1	
	KNX® converter		● UTY-VKSX								● UTY-VKSX	
	KNX® interface	 3-wire RC-line type  CN connector type	● FG-AC-KNX1Z1								● FG-RC-KNX1Z1 FG-AC-KNX1Z1	
	WLAN adapter	 CN connector type									● UTY-TFSXJ3	
		 USB type*3	● Accessory (KGTG, KETF, KETF-B, KMCG)			● UTY-TFSXH3		● Accessory	● UTY-TFSXH3			
		 3-wire RC-line type  CN connector type	● FG-AC-WIF1Z1								● FG-RC-WIF1Z2 FG-AC-WIF1Z1	
		 IR type	● FG-IR-WIF1Z1									● FG-IR-WIF1Z1+ UTY-LBTYC
	External switch controller		● UTY-TERX+UTY-TWRXZ2								● UTY-TERX	
	Network converter for single-split type	 DC power supply type  AC power supply type	● UTY-VTGX+UTY-TWRXZ2 or UTY-VTGXV+UTY-TWRXZ2								● UTY-VTGX UTY-VTGXV	

Indoor unit												
Duct						Floor	Ceiling	Multi-split				
Slim	Medium static pressure (Compact)	Medium static pressure (Standard)	High static pressure		BIG			Wall-mounted		Compact cassette	Mini duct	Slim duct
ARXG 09/12/14/18 KLLAP	ARXG 12/14/18/ 22/24/30/ 36/45/54 KHTAP	ARXG22KMLB, ARXG 24/30/36/45 KMLA	ARXG 45/54KHTB			AGEG 09/12/14 KVCA	ABEG 18/22/24/30/ 36/45/54 KRTA	ASEH 05KNCA	ASEG 22KMTE	AUXG 07KVLA	ARXG 07/09/12/14/18 KSLAP	ARXG 07KLLAP
				ARYG 60LHTA	ARYG 72/90LHTA							
● UTY-VMSX					● UTY-VMSX	● UTY-VMSX*2	● UTY-VMSX		● UTY-VMSX*1	● UTY-VMSX		
● FG-RC-MBS1Z1 FG-AC-MBS1Z1			● FG-AC-MBS1Z1	● FG-RC-MBS1Z1	● FG-RC-MBS1Z1 FG-AC-MBS1Z1	● FG-AC-MBS1Z1			● FG-AC-MBS1Z1	● FG-RC-MBS1Z1 FG-AC-MBS1Z1		
● UTY-VKSX					● UTY-VKSX	● UTY-VKSX*2	● UTY-VKSX		● UTY-VKSX*1	● UTY-VKSX		
● FG-RC-KNX1Z1 FG-AC-KNX1Z1			● FG-AC-KNX1Z1	● FG-RC-KNX1Z1	● FG-RC-KNX1Z1 FG-AC-KNX1Z1	● FG-AC-KNX1Z1			● FG-AC-KNX1Z1	● FG-RC-KNX1Z1 FG-AC-KNX1Z1		
● UTY-TFSXJ3					● UTY-TFSXJ3					● UTY-TFSXJ3		
								● Accessory	● UTY-TFSXH3			
● FG-RC-WIF1Z2 FG-AC-WIF1Z1			● FG-AC-WIF1Z1	● FG-RC-WIF1Z2	● FG-RC-WIF1Z2 FG-AC-WIF1Z1	● FG-AC-WIF1Z1			● FG-AC-WIF1Z1	● FG-RC-WIF1Z2 FG-AC-WIF1Z1		
● FG-IR-WIF1Z1+ UTY-LBTYM				● FG-IR-WIF1Z1+ UTY-LRHYM		● FG-IR-WIF1Z1	● FG-IR-WIF1Z1+ UTY-LBTYH	● FG-IR-WIF1Z1			● FG-IR-WIF1Z1+ UTY-LBTYM	
● UTY-TERX					● UTY-TERX	● UTY-TERX+ UTY-TWRXZ3	● UTY-TERX		● UTY-TERX+ UTY-TWRXZ2	● UTY-TERX		
● UTY-VTGX UTY-VTGXV						● UTY-VTGX+ UTY-TWRXZ3 UTY-VTGXV+ UTY-TWRXZ3	● UTY-VTGX UTY-VTGXV		● UTY-VTGX+ UTY-TWRXZ2 or UTY-VTGXV+ UTY-TWRXZ2	● UTY-VTGX UTY-VTGXV		

*There are no optional parts for the KL Series.
*1: Available only when the WLAN adapter (UY-TFSXF2) is removed. *2 Available only when the WLAN adapter (UTY-TFSXZ1) is removed.
*3: For compatibility of the new WLAN adapters with the indoor units which are not listed in this catalogue, please refer to page C-021.

Optional parts Overview

For Split & Multi-split

A variety of optional parts are available to enable installation of the selected indoor unit properly according to the environment.

Optional Parts
For Cassette

Human sensor kit
A built-in thermo sensor monitors and controls room temperature accurately.



Cassette grille
A lineup of cassette grills that match a variety of interiors. A grid ceiling-type cassette grille has been added to the lineup.

Silver ion filter
The Silver ion filter helps to keep indoor air free from viruses, bacteria and molds.*



Fresh air intake kit
Fresh air can be taken in by a fan connected to an external control unit.

Optional Parts
For Floor

Silver ion filter
The Silver ion filter helps to keep indoor air free from viruses, bacteria and molds.*

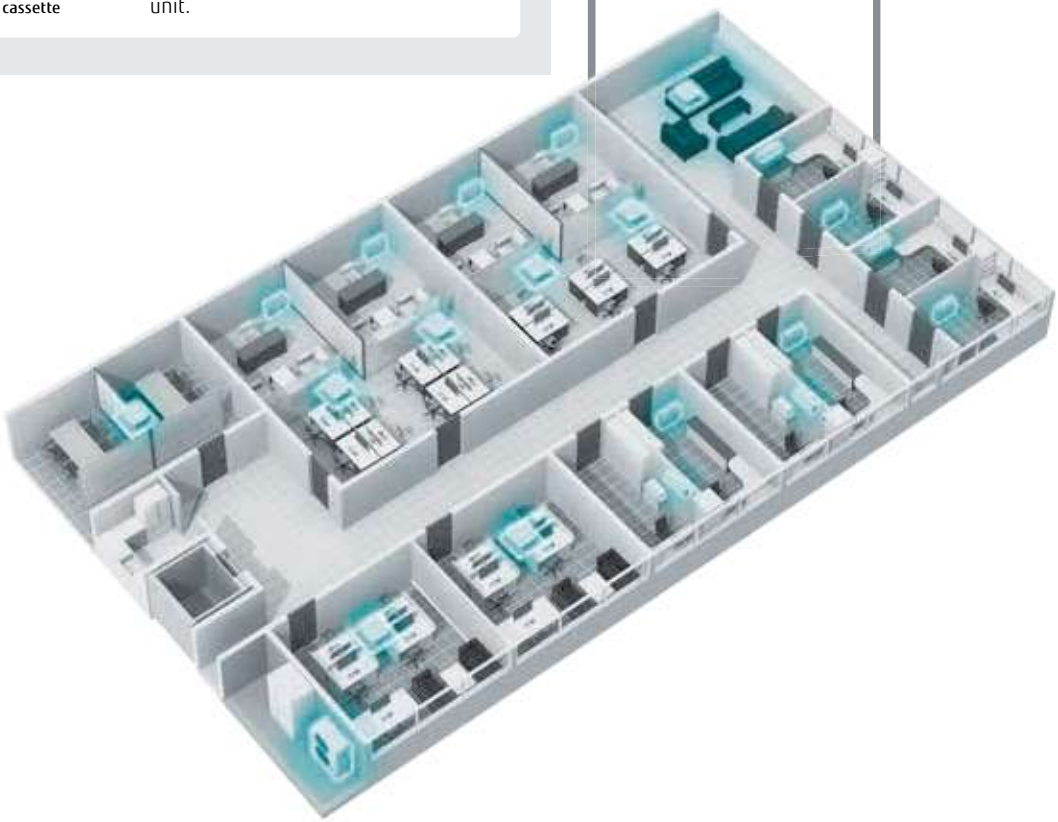

Optional Parts

For Duct & Ceiling

Auto louver grille kit
The optional clean-looking flat Auto louver grille blends into any interior and provides a comfortable airflow.

Remote sensor unit
The remote sensor provides additional convenience.

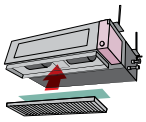

Silver ion filter
The Silver ion filter helps to keep indoor air free from viruses, bacteria and molds.*

Long-life filter
Captures grit and dust. Long-life design with consideration of running costs.

Flange
Flanges are used when connecting a medium static pressure duct type and a ceiling type with air intake and exhaust ducts.

Drain pump unit
Drains water that has accumulated during operation.

Connection Parts

For wall-mounted type

Communication kit
Required for a wall-mounted type when the External connect kit set or a Wired remote controller is connected to the indoor unit.

For wall-mounted type

For Duct type
and Cassette type

External input and output PCB
For Wall-mounted, Duct, or Cassette type, these parts are required when the external input and output function is used.

External input and output PCB box & bracket
Box and bracket for installing the External input and output PCB.

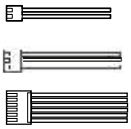

External connect kit & set
Connect the printed circuit board (PCB) to external devices.

Connection Units
Connection units are available to separate the pipes when connecting multiple indoor units in a Multi-split type or VRF system.

External power supply unit
The External power supply unit protects the increment in the system even if the power supply for some of the indoor units is shut down.

*Not a result of experiments in an actual use environment. Silver ion filter inhibits activity or growth of microorganism, but do not prevent infection.

Optional parts list for Split/Multi-split

Type	Refrigerant	Indoor unit								
		Wall-mounted								Cassette
		Designer Range		Standard Range			ECO Range			4-way flow Compact
	R32	ASEH 07/09/12/14 KGTG	ASEG 07/09/12/14 KETF, KETF-B	ASEH 07/09/12/14 KMCG	ASEG 18/24 KMTE	ASEH 30/36 KMTB	ASEH 05/07/09/12 KNCA	ASEH 07/09/12 KLTA	ASEG 18/24 KLCA	AUXG 09/12/14/ 18/22/24 KVLA
	R410A									
Human sensor kit										
Remote sensor unit	The remote sensor provides additional convenience.									
Cassette grille	UTG-UFYF-W UTG-UKYA-W UTG-UKYC-W UTG-UKYA-B									● UTG-UFYF-W
Auto louver grille kit										
Silver ion filter		● UTR-FA16-5				● UTR-FA13-3	● UTR-FA16-5			● UTD-HFAA
Long-life filter										
Flange										
Drain pump unit										
Fresh air intake kit	For Compact cassette For Circular flow cassette									● UTZ-VXAA
L-type piping kit										

Indoor unit										
Cassette	Duct					Floor	Ceiling	Multi-split		
Circular flow	Slim	Medium static pressure (Compact)	Medium static pressure (Standard)	High static pressure	Big			4-way flow Compact cassette	Mini duct	Slim duct
AUXG 18/22/24/ 30/36/45/54 KRLB	ARXG 09/12/14/18 KLLAP	ARXG 12/14/18/22/ 24/30/36/45/54 KHTAP	ARXG 22/24/30/36/45 KML*	ARXG 45/54 KHTB		AGEG 09/12/14 KVCA	ABEG 18/22/24/30/ 36/45/54 KRTA	AUXG07KVLA	ARXG 07/09/12/14/18 KSLAP	ARXG07KLLAP
				ARYG60LHTA	ARYG 72/90 LHTA					
● UTY-SHZXC										
	● UTY-XSZXZ1								● UTY-XSZXZ1	
● UTG-UKYA-W, UTG-UKYC-W, UTG-UKYA-B								● UTG-UFYF-W		
	● UTD-GXTA-W (09/12/14) UTD-GXTB-W (18)								● UTD-GXTA-W (07/09/12/14), UTD-GXTB-W (18)	
● UTD-HFRA	● UTD-HFTA (09/12/14) UTD-HFTB (18)	● UTD-HFNC (12/14) UTD-HFNB (18/22/24/30) UTD-HFNA (36/45/54)	● UTD-HFND	● UTD-HFKB (45/54)	● UTD-HFKA	● UTR-FA03-5		● UTD-HFAA	● UTD-HFTA (07/09/12/14) UTD-HFTB (18)	● UTD-HFTA
		● UTD-LFNA (36/45/54) UTD-LFNB (18/22/24/30) UTD-LFNC (12/14)	● UTD-LF25NA	● UTD-LF60KA (45/54)	● UTD-LFKA					
			● UTD-SF045T UTD-RF204							
			● UTZ-PX1NBA		● UTZ-PX1NAB		● UTR-DPB24T			
● UTZ-VXRA								● UTZ-VXAA		
							● UTP-FX24A (18/22/24) UTP-FX35A (30/36/45/54)			

Function list for Split/Multi-split

External input and output function/External connect kit/communication kit

Type		Refrigerant	Indoor unit											
			Wall-mounted								Cassette		Duct	
			Designer Range		Standard Range			ECO Range			Compact 4-way flow Range	Circular flow Range	Slim	Medium static pressure (Compact)
			ASEH07/09/12/14KGTG	ASEG 07/09/12/14 KETF, KETF-B	ASEH07/09/12/14KMCG	ASEG 18/24KMTE	ASEH 30/36KMTB	ASEH 07/09/12 KNCA	ASEH 07/09/12 KLTA	ASEG 18/24KLCA	AUXG 09/12/14/18/22/24 KVLA	AUXG 18/22/24/30/36/45/54KRLB	ARXG 09/12/14/18KLLAP	ARXG 12/14/18/22/24/30/36/45/54 KHTAP
		R32												
		R410A												
Input	Operation/Stop		●○ UTY-XCSXZ2+ UTY-XWZXZ5								● PCB Terminal or ●○ UTY-XCSX+ UTZ-GXRA		● PCB Terminal	● PCB Terminal or ●○ UTY-XCSX+ UTZ-GXNA
	Forced stop		●○ UTY-XCSXZ2+ UTY-XWZXZ5								● PCB Terminal			
	Forced Thermostat off		●○ UTY-XCSXZ2+ UTY-XWZXZ5								●○ UTY-XCSX+ UTZ-GXRA			●○ UTY-XCSX+ UTZ-GXNA
	Low noise mode operation													
	Outdoor unit operation peak control													
Output	Operation status		○ UTY-XCSXZ2+ UTY-XWZXZ5								● UTY-XWZXZG or ○ UTY-XCSX+ UTZ-GXRA		● UTY-XWZXZG	● UTY-XWZXZG or ○ UTY-XCSX+ UTZ-GXNA
	Error status		○ UTY-XCSXZ2+ UTY-XWZXZ5								● UTY-XWZXZG or ○ UTY-XCSX+ UTZ-GXRA			● UTY-XWZXZG or ○ UTY-XCSX+ UTZ-GXNA
	Compressor status													
	Indoor unit fan operation status		○ UTY-XCSXZ2+ UTY-XWZXZ5								● UTY-XWZXZG or ○ UTY-XCSX+ UTZ-GXRA		● UTY-XWZXZG	● UTY-XWZXZG or ○ UTY-XCSX+ UTZ-GXNA
	Setpoint attainment status													
	Auxiliary heater output										● UTY-XWZXZG or ○ UTY-XCSX+ UTZ-GXRA		● UTY-XWZXZG	● UTY-XWZXZG or ○ UTY-XCSX+UTZ-GXNA

*1: Included in Fresh air intake kit (UTZ-VXAA or UTZ-VXRA)

For SPLIT/MULTI-SPLIT/SIMULTANEOUS MULTI-SPLIT

Communication kit

UTY-TWRXZ3
£89

UTY-TWRXZ2
£91

External input and output PCB

UTY-XCSXZ2
£100
(wire length 80 mm)
for Wall-mounted type

UTY-XCSX
£112
for Duct and Cassette types

External input and output PCB box

UTZ-GXRA **£69** (for Cassette)
UTZ-GXEA **£67** (for Ceiling)

External input and output PCB bracket

UTZ-GXNA **£36**

Indoor unit						Multi-split				Outdoor unit					
Duct				Floor	Ceiling	Wall-mounted	Mini duct	Slim duct	Compact cassette	Single Split			Simultaneous multi-split		
Medium static pressure (Standard)	High static pressure		Big												
ARXG 22KMLB, ARXG 24/30/36/ 45KMLA	ARXG 45/54KHTB			AGEG 09/12/14 KVCA	ABEG 18/22/24/ 30/36/45/ 54KRTA	ASEG 22KMTE	ARXG 07/09/ 12/14/18 KSLAP	ARXG 07KLLAP	AUXG 07KVLA	AOEG 30/36/45/54 KBTB, AOEG 36/45/54 KRTA			AOEG 36/45/54 KBTB	AOEG 36/45/54 KRTA	
		ARYG 60LHTA	ARYG 72/90LHTA								AOYG 60 LATT	AOYG 72/90 LRLA			AOYG 72/90 LRLA
● PCB Terminal	● PCB Terminal or ●○ UTY-XCSX+ UTZ-GXEA	● UTD-ECS5A	● PCB Terminal or ●○ UTY-XCSX	● UTY-XWZXZ5	● PCB Terminal or ●○ UTY-XCSX+ UTZ-GXEA	● UTY-XCSXZ2+ UTY-XWZXZ5	● PCB Terminal		● PCB Terminal or ●○ UTY-XCSX+ UTZ-GXRA						
● PCB Terminal		● UTD-ECS5A	● PCB Terminal	● UTY-XWZXZ5	● PCB Terminal	● UTY-XCSXZ2+ UTY-XWZXZ5	● PCB Terminal								
●○ UTY-XCSX+ UTZ-GXNA	● UTY-XCSX+ UTZ-GXEA	● UTD-ECS5A	● UTY-XCSX	● UTY-XWZXZ5	● UTY-XCSX+ UTZ-GXEA	● UTY-XCSXZ2+ UTY-XWZXZ5			●○ UTY-XCSX+ UTZ-GXRA						
										● UTY-XWZXZ3	● UTY-XWZXZ2	● UTY-XWZXZ3			
										● UTY-XWZXZ3	● UTY-XWZXZ2	● UTY-XWZXZ3			
● UTY-XWZXZG	● UTY-XWZXZG or ○ UTY-XCSX+ UTZ-GXEA	○ UTD-ECS5A	● UTY-XWZXZG or UTY-XCSX	● UTY-XWZXZ5	● UTY-XWZXZG or ○ UTY-XCSX+ UTZ-GXEA	● UTY-XCSXZ2+ UTY-XWZXZ5	● UTY-XWZXZG		● UTY-XWZXZG or ○ UTY-XCSX+ UTZ-GXRA						
	● UTY-XWZXZG or ○ UTY-XCSX+ UTZ-GXEA			● UTY-XWZXZ5	● UTY-XWZXZG or ○ UTY-XCSX+ UTZ-GXEA	● UTY-XCSXZ2+ UTY-XWZXZ5			● UTY-XWZXZG or ○ UTY-XCSX+ UTZ-GXRA	● UTY-XWZXZ3	● UTY-XWZXZ2	● UTY-XWZXZ3			● UTY-XWZXZ3
										● UTY-XWZXZ3	● UTY-XWZXZ2	● UTY-XWZXZ3			● UTY-XWZXZ3
● UTY-XWZXZG	● UTY-XWZXZG or ○ UTY-XCSX+ UTZ-GXEA	● UTD-ECS5A	● UTY-XWZXZG or UTY-XCSX	● UTY-XWZXZ5	● UTY-XWZXZG or ○ UTY-XCSX+ UTZ-GXEA	● UTY-XCSXZ2+ UTY-XWZXZ5	● UTY-XWZXZG		● UTY-XWZXZG or ○ UTY-XCSX+ UTZ-GXRA						
● UTY-XWZXZG	● UTY-XWZXZG or ○ UTY-XCSX+ UTZ-GXEA	● UTD-ECS5A	● UTY-XWZXZG or UTY-XCSX		● UTY-XWZXZG or ○ UTY-XCSX+ UTZ-GXEA		● UTY-XWZXZG		● UTY-XWZXZG or ○ UTY-XCSX+ UTZ-GXRA						

●: Dry Contact ○: Apply Voltage

Communication system

External connect kit

For indoor unit

UTY-XWZX **£9**

UTY-XWZXZ5 **£9**

UTY-XWZXZG **£8**

For outdoor unit

UTY-XWZXZ2 **£23**

UTY-XWZXZ3 **£9**

External control set

For indoor unit



UTD-ECS5A **£20**

Light Commercial & Commercial, Residential

VRF

VRF systems provide air conditioning solutions that meet the requirements of a diverse range of buildings.

VRF systems provide air conditioning solutions for large residences as well as large commercial buildings.

VRF Outdoor Units

VRF J Series
Heat Pump for Small-capacity type

VRF V Series
Heat Recovery Modular type

Heat Pump Modular type

VRF INDOOR UNITS



VRF

VRF

Light Commercial & Commercial, Residential

EUROVENT CERTIFIED PERFORMANCE
www.eurovent-certification.com

FUJITSU GENERAL (Euro) GmbH participates in the ECP program for VRF.
Check ongoing validity of certificate:
www.eurovent-certification.com

FUJITSU GENERAL LIMITED

VRF Outdoor Units Lineup

Capacity (kW)		Refrigerant	12.1	14.0	15.1-15.5	22.4	28.0	33.5	40.0	45.0	50.0-50.4	55.9	61.5
HP			4	5	6	8	10	12	14	16	18	20	22
NEW J-VS Series		R32	AJY040 KCTAH	AJY045 KCTAH	AJY054 KCTAH								
J-IVS Series		R410A	AJY040 LCLDH	AJY045 LCLDH	AJY054 LCLDH								
J-IV Series		R410A	AJY040 LBLDH, AJY040 LELDH	AJY045 LBLDH, AJY045 LELDH	AJY054 LBLDH, AJY054 LELDH								
J-IVL Series		R410A				AJY072 LELDH	AJY090 LELDH	AJY108 LELDH	AJY126 LELDH	AJY144 LELDH	AJY162 LELDH		
VR-IV Series Heat Recovery	Space Saving Set Model	R410A				AJY072 GALDH	AJY090 GALDH	AJY108 GALDH	AJY126 GALDH	AJY144 GALDH	AJY162 GALDH	AJY180 GALDH	AJY198 GALDH
VR-IV Series Heat Recovery	Energy Efficiency Set Model	R410A								AJY144 GALDHH			AJY198 GALDHH
V-IV Series Heat Pump	Space Saving Set Model	R410A				AJY072 LALDH	AJY090 LALDH	AJY108 LALDH	AJY126 LALDH	AJY144 LALDH	AJY162 LALDH	AJY180 LALDH	AJY198 LALDH
V-IV Series Heat Pump	Energy Efficiency Set Model	R410A								AJY144 LALDHH		AJY180 LALDHH	

67.0	73.5	78.5	85.0	90.0	95.0	100.5	107.0	112.0	118.5	123.5	130.0	135.0
24	26	28	30	32	34	36	38	40	42	44	46	48
AJY216 GALDH	AJY234 GALDH	AJY252 GALDH	AJY270 GALDH	AJY288 GALDH	AJY306 GALDH	AJY324 GALDH	AJY342 GALDH	AJY360 GALDH	AJY378 GALDH	AJY396 GALDH	AJY414 GALDH	AJY432 GALDH
AJY216 GALDHH	AJY234 GALDHH	AJY252 GALDHH	AJY270 GALDHH	AJY288 GALDHH	AJY306 GALDHH	AJY324 GALDHH	AJY342 GALDHH	AJY360 GALDHH	AJY378 GALDHH	AJY396 GALDHH		
AJY216 LALDH	AJY234 LALDH	AJY252 LALDH	AJY270 LALDH	AJY288 LALDH	AJY306 LALDH	AJY324 LALDH	AJY342 LALDH	AJY360 LALDH	AJY378 LALDH	AJY396 LALDH	AJY414 LALDH	AJY432 LALDH
AJY216 LALDHH	AJY234 LALDHH	AJY252 LALDHH	AJY270 LALDHH	AJY288 LALDHH	AJY306 LALDHH	AJY324 LALDHH	AJY342 LALDHH	AJY360 LALDHH	AJY378 LALDHH	AJY396 LALDHH		

Features

High-efficiency

High-efficiency is achieved significantly by the use of a DC twin-rotary compressor, inverter technology, and a large heat exchanger.

DC twin-rotary compressor

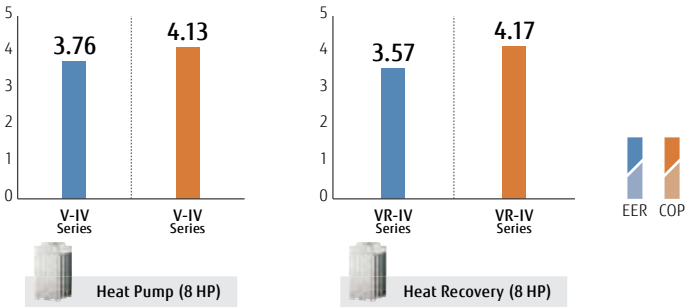

* These specifications are determined by ducted combination.

ALL DC

High-efficiency design with top-class SEER/SCOP

All the VRF Series, including the J-IVL Series, have DC technology to achieve high-efficiency operation. This enhances the durability and reliability of the VRF Series.



J-IVL Series



J-IV Series



J-IVS Series

1 DC fan motor

3 DC invertor control

2 Large heat exchanger

4 Subcooling heat exchanger

V Series

1 3-phase DC fan motor

3 Sine-wave DC invertor control

2 Large heat exchanger

4 Subcooling heat exchanger

Efficient control of operation

Setting temperature range limitation

Sets the minimum and maximum limits on room temperature to establish an optimum balance between energy-saving performance and a comfortable environment.

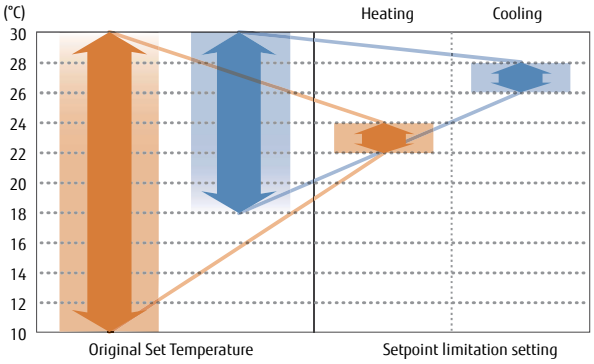

Auto-off timer

The wired remote controller is equipped with an auto-off timer function that automatically stops operation after a fixed period of time has elapsed from the start of operation to avoid wasting energy. The function also allows you to set the interval for stopping operations.

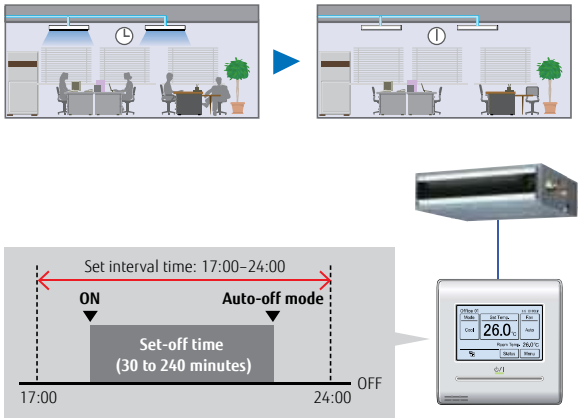

Energy-saving management

A variety of energy-saving operations can be set and managed depending on the season, climate, and time period.
Excellent energy-saving operation using the system controller.

Screen image shows Energy Manager software (option)

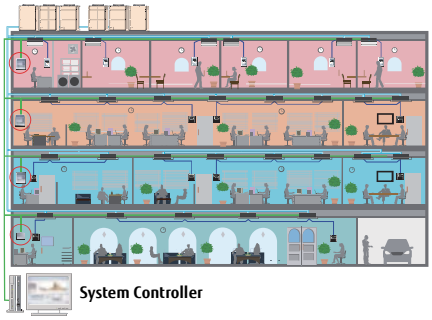

Capacity-saving mode

Operation capacity can be reduced in 5 steps from the rated capacity. This mode cuts down on peak power consumption and eases the maximum load on the unit.

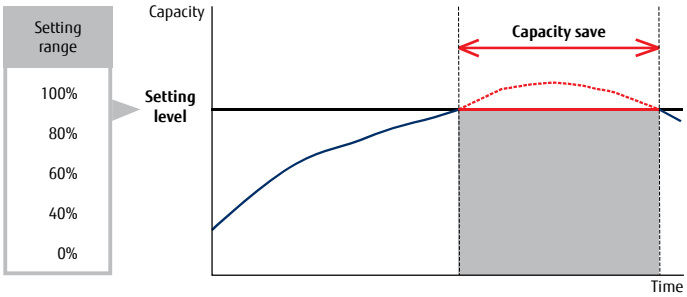

Intelligent refrigerant control

Fujitsu General is proposing outdoor units equipped with refrigerant control function. The refrigerant control operates with subtle control corresponding to the heat load of the room and offers a more comfortable environment. The refrigerant control can also provide increased energy savings.

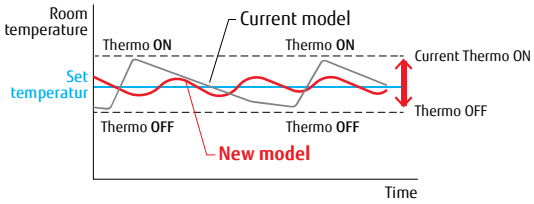

Current refrigerant control
Thermostat-ON/OFF occurs frequently.
→ Frequent changes in room temperature interfere with comfort. The compressor starts and stops repeatedly, wasting energy.

New refrigerant control
The thermostat is turned on and off less frequently than under current control to maintain the room temperature at the target temperature. Compared to current control, the compressor will run longer, thus saving energy.

Previous model

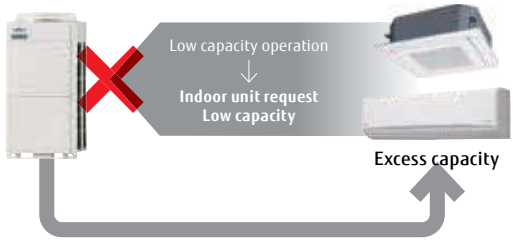

The outdoor unit supplies constant capacity regardless of the demand of the indoor unit.

New model

The outdoor unit provides sufficient capacity to meet the demands of the indoor unit.

* The improvements due to the control and the actual sine wave vary depending on the combination of the indoor unit and system operating conditions.

Easy Installation

Easily transported

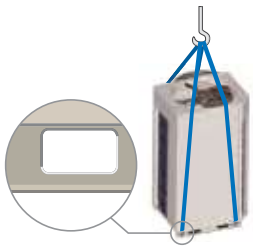

A lifting strap can be hooked onto an outdoor unit
Design of outdoor unit allows for lifting straps to be used

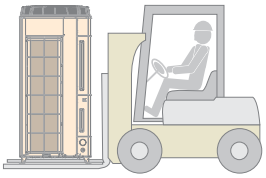

Transportable by forklift
The outdoor unit can be lifted and transported by forklift.

Fits into a small elevator.

Easy access

The removable L-shaped front panel provides more room for installation and service work. Multiple installations can be performed easily and efficiently even in tight spaces.

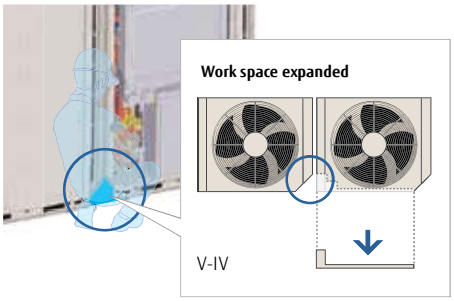

J-IVL

Front access reduces installation intervals

Flexible pipe connection

Piping and wiring can be accessed from the front, left, right, and bottom.



Simplified wiring work

The communication wiring can be installed seamlessly among indoor, outdoor, and RB units, which makes the installation of the wiring system easier.

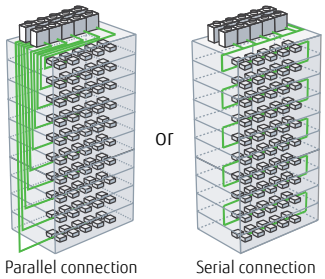

Maximum wiring length:
3,600 m

Note: The automatic address setting is not available on a serially connected multiple refrigerant system.

Vacuum mode function for easy evacuation

The vacuum mode function enables all expansion valves of an indoor unit to be opened fully, allowing for easier evacuation of air inside pipe lines and indoor units.

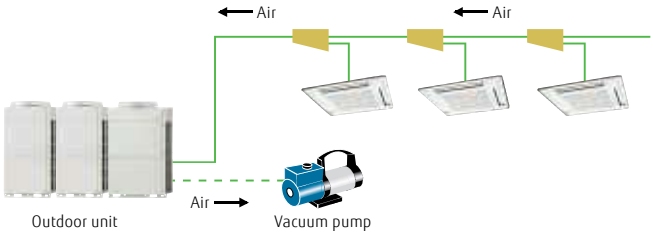

Automatic address setting

Addresses of connected indoor units, RB units, and Signal amplifier can all be set automatically from the PCB in the outdoor unit.

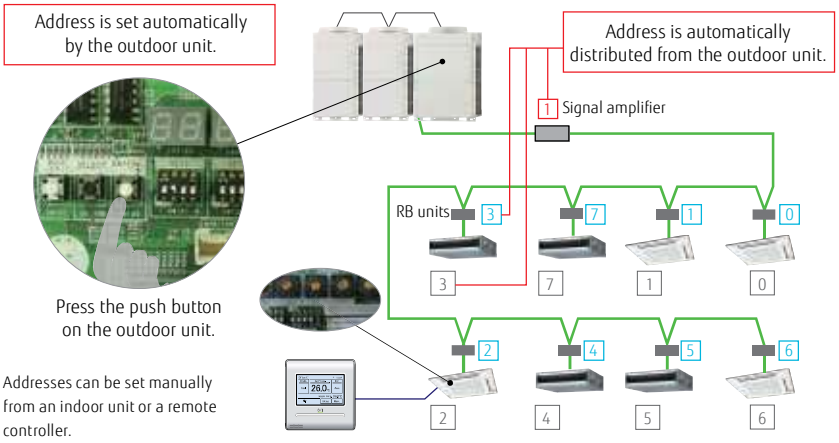

Easy commissioning with Tools

• Service Tool (UTY-ASGXZ1)

The Service Tool checks the refrigerant temperature and pressure, and the operating status of the electronic expansion valves, making it easy to determine if the units are connected properly.

NEW • Central Remote Controller (UTY-DCGYZ3)

After the VRF system has been installed.
Conveniently, the "test run" required to verify proper system operation can be performed from a nearby Central RC.

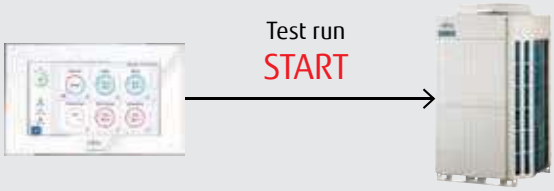

Easy Service and Maintenance

Designed for easy maintenance

A 7-segment indicator lamp panel provides detailed information on the function setting status, refrigerant temperature and pressure, compressor operation time, and other factors, facilitating self-diagnosis for each unit.



Easy-to-read 7-segment indicator lamp

Shows the following detailed operation and error status without need of any special tools.

Error status can be checked on an outdoor unit's display

- System operation mode
- Discharge temperature and pressure
- Compressor operation status
- Address, type, and number of outdoor unit

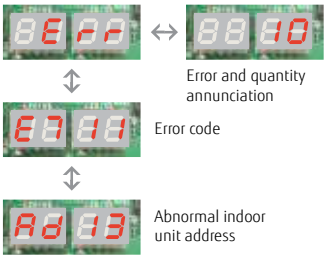

- Error status can easily be checked on an outdoor unit's display.

Movable PCB panel

Enables easier access behind the PCB for maintenance work.

The error status can be checked via a wired remote controller for indoor units.

Error codes are displayed on an LCD screen.

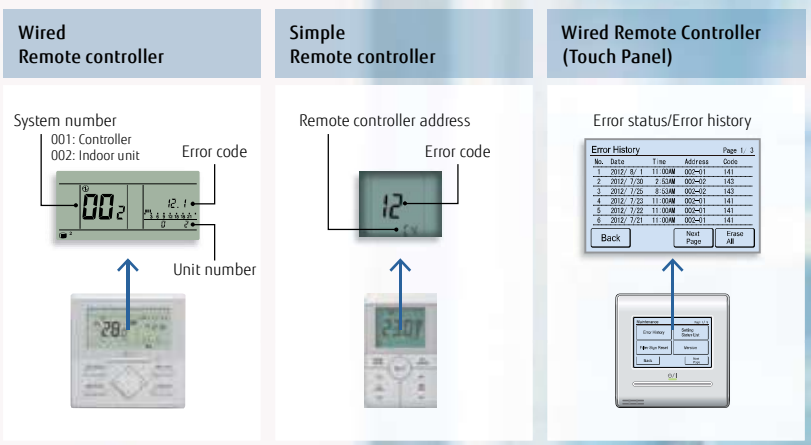

Error diagnosis by Service tool

Connection to Service tool

- A detailed operation status and recent error history can be checked and analyzed using Service tool.
- The last 5 minutes of operation status can be recorded continuously.

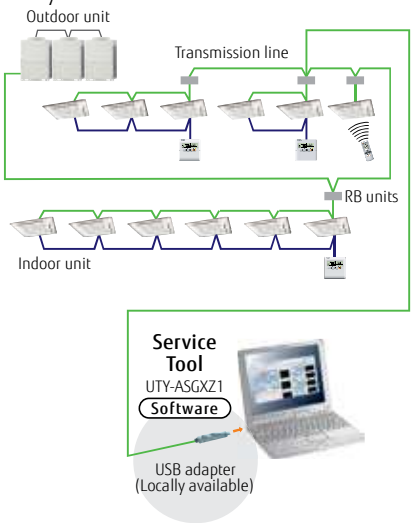

Remote monitoring

The Web Monitoring system enables the monitoring of the system's operation status at any time via the internet to ensure trouble-free operation.
The operating VRF network system in the building can be monitored real time over the internet.

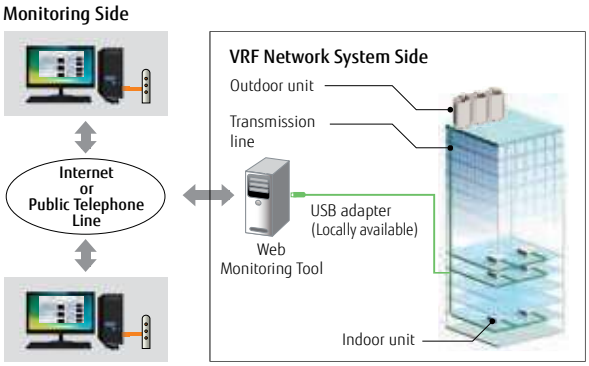

NEW

REFRIGERANT R32

Heat Pump

for Small-capacity type

VRF J-VS

System configuration example

- Suitable for air conditioning small and medium-size buildings. One refrigerant system is used for each outdoor unit.
- Multiple indoor units are connected with separation tubes and headers.

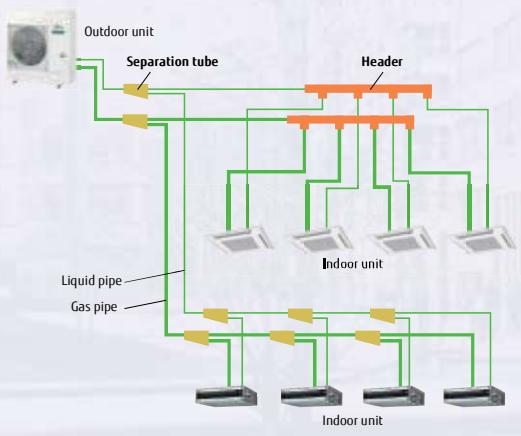

for **SHOP**

for **LARGE APARTMENT**

for **OFFICE**

This product uses R32, a new environmentally friendly refrigerant. With TOP-class energy efficiency and compact design, it can be installed in a limited and narrow space without being conspicuous.

Saving CO2

Sustainable (R32)

Small Body

"5S" leading to the optimal solution

Situational Piping Design

Sightliness installation

Outdoor unit

REFRIGERANT R32

R32 refrigerant with reduced global warming potential

- **Zero** Ozone Depletion Potential (ODP*1)
- High environmental properties
- High performance
- Economically efficient

GWP*2 (Reference: IPCC 4th Report)

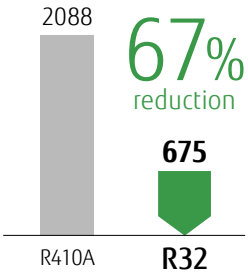

*1 **ODP (Ozone Depleting Potential):** a relative value that indicates the impact per unit weight of ozone-depleting substances released into the atmosphere when CFC-11 (trichlorofluoromethane, CCl3F) is fixed at 1.0

*2 **GWP (Global Warming Potential):** a measurement that indicates how much other greenhouse gases are capable of warming the Earth based on carbon dioxide This is the integrated value of radiant energy given to the Earth (i.e., the estimated impact on global warming) expressed as a ratio to CO_2.

Situational Piping Design

Long pipe length

Our advanced refrigerant control technology extends the maximum allowable length of refrigerant piping to 120 m. This provides high flexibility in system design.

Long piping lengths are achieved by installing a large-capacity accumulator. No liquid refrigerant is supplied to the compressor even when the required amount of refrigerant is charged in the long piping.



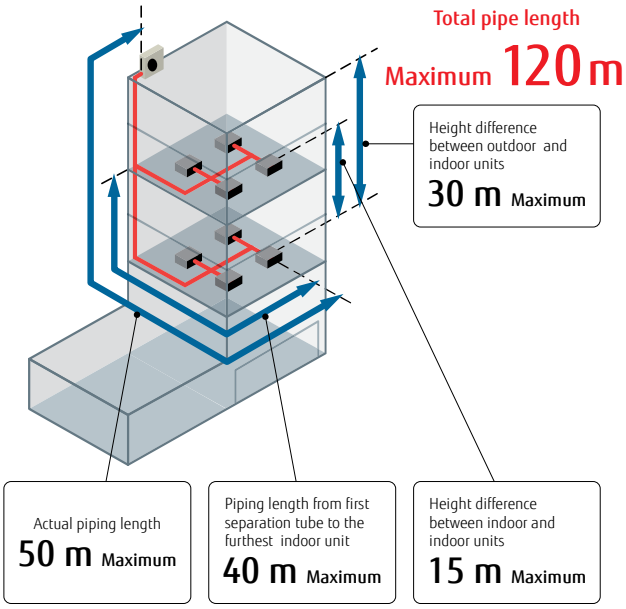

Up to 13 indoor units* can be connected

The combination of smaller but sufficiently powerful indoor units and a new outdoor unit with an optimized heat exchanging structure makes it possible to connect up to 13 indoor units, which is the best in its class.

*: 6 HP model

Rating Capacity range (HP)	4	5	6
Max. Connectable indoor unit	1-11	1-12	1-13

Enhanced disaster safety measures

The system is designed to meet the environmental safety requirements specified in the IEC 603352-40 standard for the use of R32 refrigerant. The environment requiring safety measures is determined by the size of the room in relation to the amount of refrigerant required. For example, if the system is designed for maximum pipe length and the refrigerant charge is 6 kg, safety measures are required for rooms of 15 m2 or less.

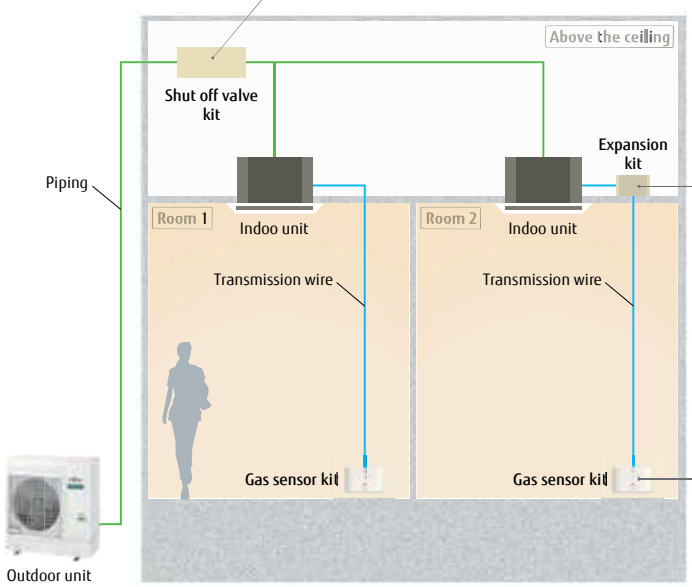

NEW

Shut off valve kit
UTP-GX027A, UTP-GX060A
Block the path to prevent refrigerant flow in the event of a refrigerant leakage.

NEW

Expansion kit
UTZ-JXXA*
Used to ensure standards compliance and safety when R32 VRF products are installed.
*Connection cable (UTY-XWZXZL) is required.

NEW

Gas sensor kit
UTY-SGZY
Gas Sensor kit Used to ensure standards compliance and safety when R32 VRF products are installed.

4, 5, 6 HP: AJY040KCTAH / AJY045KCTAH / AJY054KCTAH

Specifications

Rated capacity range		HP	4	5	6
Model name			AJY040KCTAH	AJY045KCTAH	AJY054KCTAH
Maximum connectable indoor units			1-11	1-12	1-13
Power source			Single phase, ~230 V, 50 Hz		
Capacity	Cooling	kW	12.1	14.0	15.1
	Nominal Heating		12.1	14.0	15.1
	Max. Heating		13.6	16.0	16.5
Input power	Cooling	kW	3.15	3.82	4.48
	Nominal Heating		2.55	2.91	3.20
	Max. Heating		3.09	3.62	3.90
EER	Cooling	W/W	3.84	3.66	3.37
COP	Nominal Heating		4.74	4.80	4.71
	Max. Heating		4.40	4.41	4.22
SEER	Cooling		8.20	8.27	7.79
SCOP	Heating		5.37	4.93	4.82
ηc	Cooling	%	325.0	328.0	308.6
ηh	Heating		212.0	194.0	189.8
Airflow rate		m^3/h	4,240	4,450	4,450
Sound pressure level/ Power level	Cooling	dB(A)	52 / 70	53 / 71	54 / 72
	Heating		54 / 71	55 / 72	56 / 73
Heat exchanger fin			Blue fin	Blue fin	Blue fin
Net Dimensions	Height	mm	998	998	998
	Width		940	940	940
	Depth		320	320	320
Weight		kg	74	74	74
Refrigerant	Type (Global Warming Potential)		R32 (675)	R32 (675)	R32 (675)
	Charge	kg (CO2eq-T)	2.7 (1.823)	2.7 (1.823)	2.7 (1.823)
Connection pipe diameter	Liquid	Inch	3/8	3/8	3/8
	Gas		5/8	5/8	5/8
Total pipe length		m	120	120	120
Max. height difference			30	30	30
Operating Range	Cooling	°C	-5 to 46	-5 to 46	-5 to 46
	Heating		-20 to 21	-20 to 21	-20 to 21
Unit List Price		**£**	**Future Release Price To Be Confirmed**		

Note: Specifications are based on the following conditions.
Cooling: Indoor temperature of 27°CDB/19°CWB, and outdoor temperature of 35°CDB/24°CWB.
Heating: Indoor temperature of 20°CDB/(15°CWB), and outdoor temperature of 7°CDB/6°CWB.
Pipe length: 7.5 m; Height difference between outdoor unit and indoor unit: 0 m.
The protective function may work when using it outside the operation range.

Dimensions

(Unit: mm)

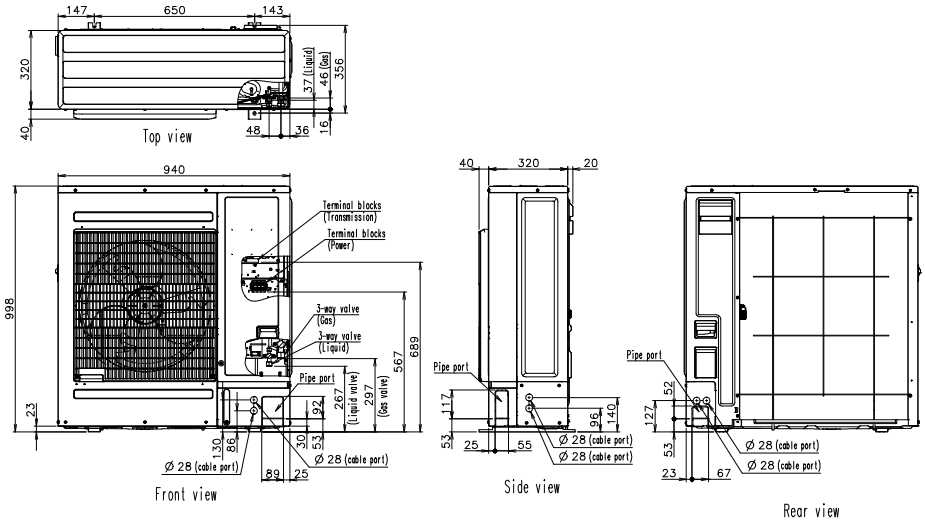

REFRIGERANT R410A

Heat Pump

for Small-capacity type

VRF J-IVS

System configuration example

- Suitable for air conditioning small and medium-size buildings. One refrigerant system is used for each outdoor unit.
- Multiple indoor units are connected with separation tubes and headers.

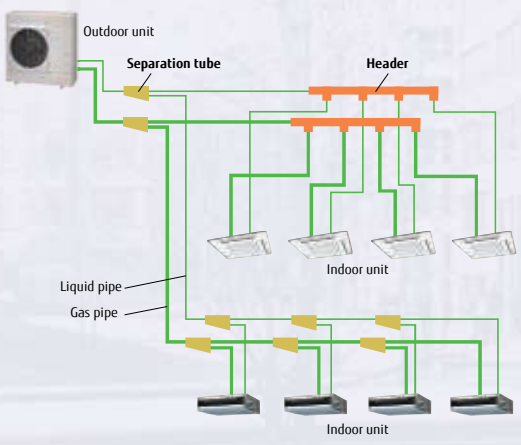

New intelligent refrigerant control

Fujitsu General is proposing outdoor units equipped with refrigerant control function.
The refrigerant control operates with suitable control corresponding to the heat load of the room and offers a more comfortable environment. The refrigerant control can also provide increased energy savings.



* The improvements due to the control and the actual sine wave vary depending on the combination of the indoor unit and system operating conditions.

External static pressure

External static pressure measures up to 25 Pa for 4/5/6 HP models.

Advanced high-efficiency technology

Large propeller fan

A large propeller fan with an optimized blade angle achieves both high performance and low noise operation.

DC fan motor

A small, multi-stage DC fan motor provides high-efficiency and low noise operation.



Large heat exchanger

The large 3-row heat exchanger substantially improves heat-exchanging performance.

High heat-transfer copper tube (Improved lead angle)

DC inverter control

The active filter module improves efficiency.

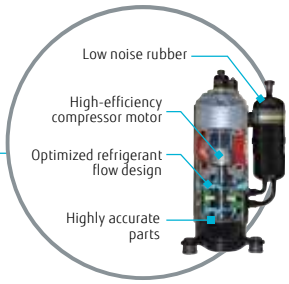

Compact and high-performance DC twin-rotary compressor

High-efficiency is achieved across compressor loads. Especially good performance is achieved in the low- to medium-load range.

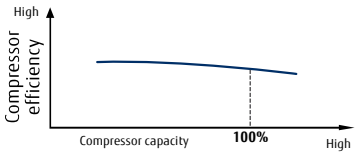

Easy to carry, easy to install

Model/6 HP class

Height difference
998mm
▲25%

Light
88kg

Small, lightweight outdoor unit

The outdoor units in this series are much more compact than conventional outdoor units of comparable capacity. They can be installed on a balcony, fitting below the height of the railing. With a height of less than 1 m, they can be installed in tight spaces such as under windows.

Low noise design

Significantly low noise levels are achieved by the use of a DC twin-rotary compressor, inverter technology, and an advanced airflow pattern design.

Long pipe length

Our advanced refrigerant control technology extends the maximum allowable length of refrigerant piping to 80 m. This provides high flexibility in system design.

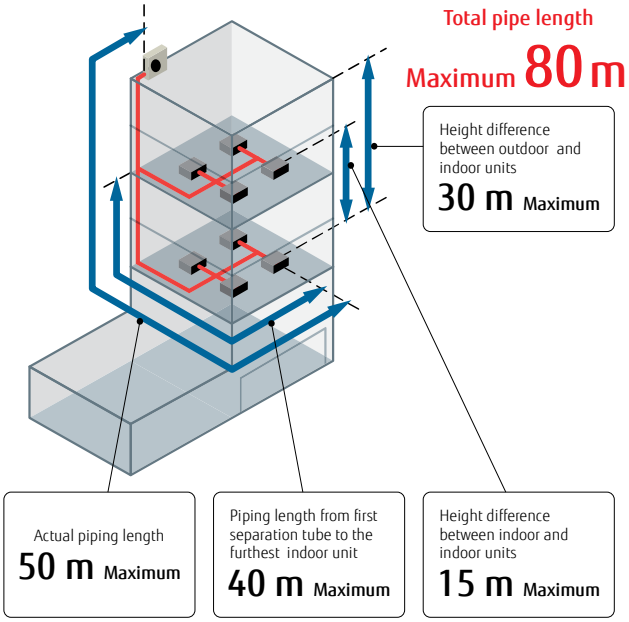

Up to 13 indoor units* can be connected

The combination of smaller but sufficiently powerful indoor units and a new outdoor unit with an optimized heat exchanging structure makes it possible to connect up to 13 indoor units, which is the best in its class.

*: 6 HP model

Model	Previous model (J-IIS)			New model (J-IVS)		
Rating Capacity range (HP)	4	5	6	4	5	6
Max. Connectable indoor unit	1-7	1-8	1-8	1-11	1-12	1-13

Non-stop oil recovery operation

A comfortable room condition is maintained during oil recovery mode because the product continues to operate without stopping the cooling or heating operation.

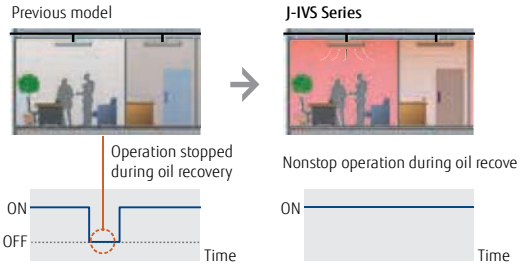

Easier installation

Connection check function: Wiring connections and address settings can be checked thanks to the quick check run function.

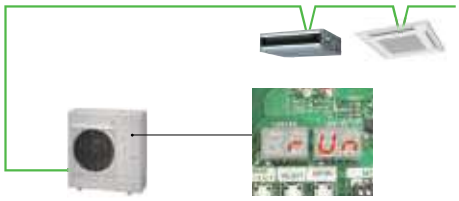

- Displays the number of each connected indoor unit.
- Displays the duplicate address number assigned to an indoor unit.

4, 5, 6 HP: AJY040LCLDH / AJY045LCLDH / AJY054LCLDH

Specifications

Rated capacity range		HP	4	5	6
Model name			AJY040LCLDH	AJY045LCLDH	AJY054LCLDH
Maximum connectable indoor units			1-11	1-12	1-13
Power source			Single phase, ~230 V, 50 Hz		
Capacity	Cooling	kW	12.1	14.0	15.1
	Nominal Heating		12.1	14.0	15.1
	Max. Heating		13.6	16.0	16.5
Input power	Cooling	kW	3.75	4.71	5.55
	Nominal Heating		3.22	3.77	4.33
	Max. Heating		3.99	5.04	5.32
EER	Cooling	W/W	3.22	2.97	2.72
COP	Nominal Heating		3.75	3.71	3.48
	Max. Heating		3.40	3.17	3.10
SEER	Cooling		5.83	5.58	5.47
SCOP	Heating		3.82	3.96	3.99
ηc	Cooling	%	230.2	220.2	215.8
ηh	Heating		149.8	155.4	156.6
Airflow rate		m^3/h	4,240	4,400	4,400
Sound pressure level/ Power level	Cooling	dB(A)	53 / 67	53 / 69	54 / 70
	Heating		54 / 68	56 / 69	56 / 70
Heat exchanger fin			Blue fin	Blue fin	Blue fin
Net Dimensions	Height	mm	998	998	998
	Width		970	970	970
	Depth		370	370	370
Weight		kg	88	88	88
Refrigerant	Type (Global Warming Potential)		R410A (2,088)	R410A (2,088)	R410A (2,088)
	Charge	kg (CO2eq-T)	4.0 (8.4)	4.0 (8.4)	4.0 (8.4)
Connection pipe diameter	Liquid	mm	9.52	9.52	9.52
	Gas		15.88	15.88	15.88
Total pipe length		m	80	80	80
Max. height difference			30	30	30
Operating Range	Cooling	˚C	-5 to 46	-5 to 46	-5 to 46
	Heating		-20 to 21	-20 to 21	-20 to 21
Unit List Price		**£**	**3,150**	**3,374**	**3,726**

Note: Specifications are based on the following conditions.
Cooling: Indoor temperature of 27°CDB/19°CWB, and outdoor temperature of 35°CDB/24°CWB.
Heating: Indoor temperature of 20°CDB/(15°CWB), and outdoor temperature of 7°CDB/6°CWB.
Pipe length: 7.5 m; Height difference between outdoor unit and indoor unit: 0 m.
The protective function may work when using it outside the operation range.

Dimensions

(Unit: mm)

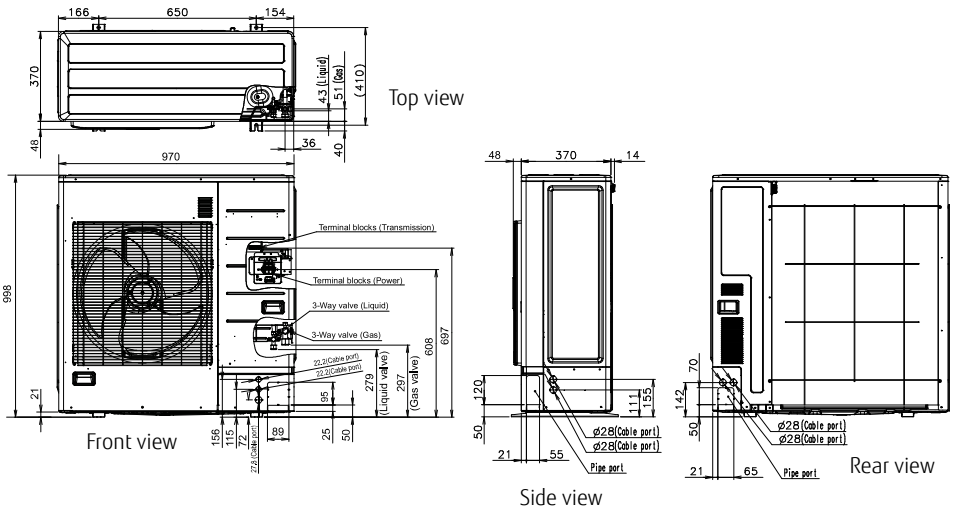

REFRIGERANT R410A

Heat Pump

for Small-capacity type

VRF J-IV

System configuration example

- Suitable for air conditioning small and medium-size buildings. One refrigerant system is used for each outdoor unit.
- Multiple indoor units are connected with separation tubes and headers.

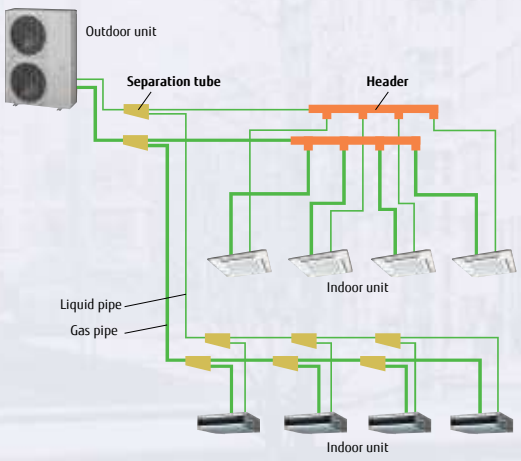

New intelligent refrigerant control

Fujitsu General is proposing outdoor units equipped with refrigerant control function.
The refrigerant control operates with suitable control corresponding to the heat load of the room and offers a more comfortable environment. The refrigerant control can also provide increased energy savings.

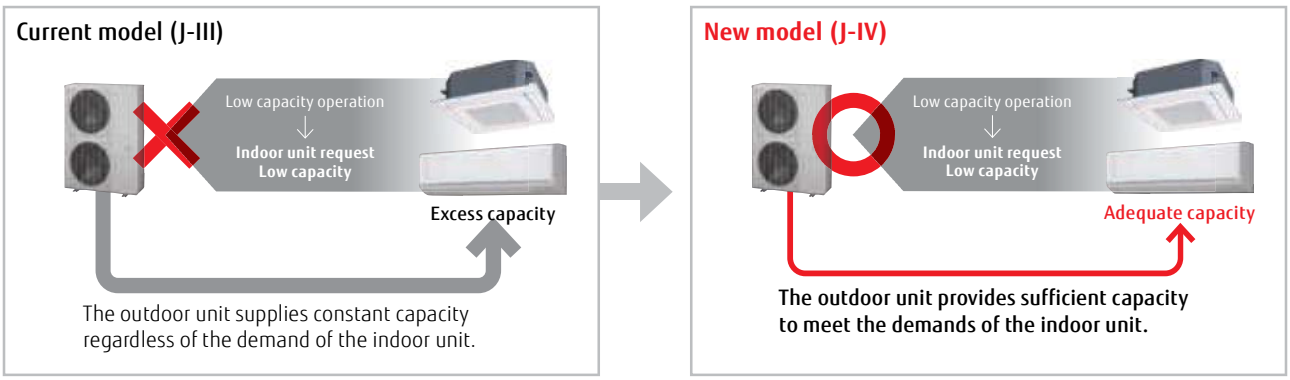

* The improvements due to the control and the actual sine wave vary depending on the combination of the indoor unit and system operating conditions.

External static pressure

External static pressure measures up to 30 Pa for 4/5/6 HP.

Advanced high-efficiency technology

Large propeller fan

A large propeller fan with an optimized blade angle achieves both high performance and low noise operation.

DC fan motor

A small, multi-stage DC fan motor contributes to high-efficiency and low noise operation.



Large heat exchanger

The large 3-row heat exchanger substantially improves heat-exchanging performance.



DC inverter control

The active filter module improves efficiency.

Subcooling heat exchanger

The dual-tube heat exchanger improves cooling performance.

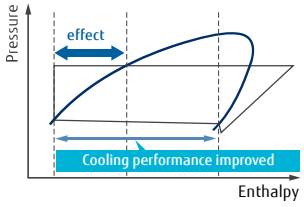

DC twin-rotary compressor

High-efficiency is achieved across compressor loads. Especially good performance is achieved in the low- to medium-load range.

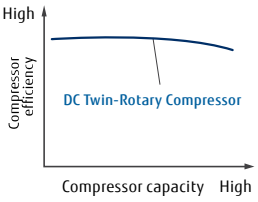

Efficiency in actual operating conditions

The use of a large heat exchanger and a high-efficiency Scroll compressor achieves class-leading EER/COP (Max. Heating) in all models.

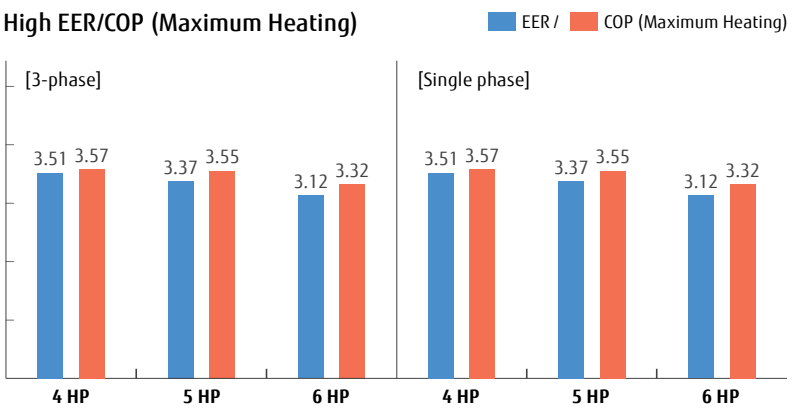

* These specifications are determined by cassette combination.

Long pipe length

Our advanced refrigerant control technology allows us to achieve a total refrigerant pipe length of 180 m.
This provides high flexibility in system design.

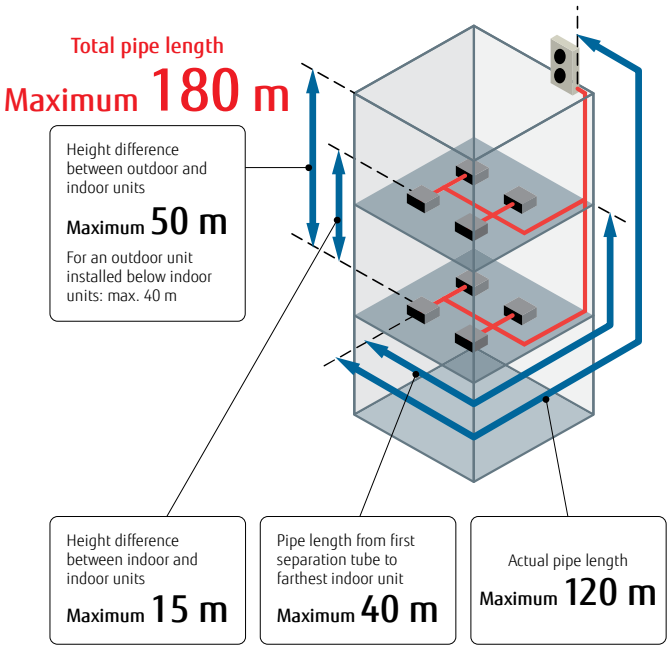

Up to 14 indoor units* can be connected

The combination of smaller but sufficiently powerful indoor units and outdoor units with an optimized heat exchanging structure makes it possible to connect up to 14 indoor units, which is the best in its class.

*: 6 HP model

Model	Previous model (J-III)			New model (J-IV)		
Rating Capacity range (HP)	4	5	6	4	5	6
Max. Connectable indoor unit	1-9	1-10	1-13	1-11	1-12	1-14

Non-stop oil recovery operation

A comfortable room condition is maintained during oil recovery mode because the product continues to operate without stopping the cooling or heating operation.

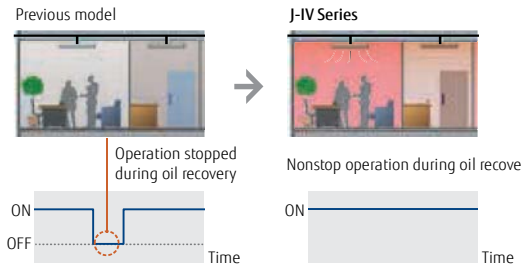

Easier installation

Connection check function: Wiring connections and address settings can be checked thanks to the quick check run function.



4,5,6HP: AJY040LBLDH / AJY045LBLDH / AJY054LBLDH
AJY040LELDH [3-phase] / AJY045LELDH [3-phase] / AJY054LELDH [3-phase]

Specifications

Rated capacity range		HP	4	5	6	4	5	6
Model name			AJY040LBLDH	AJY045LBLDH	AJY054LBLDH	AJY040LELDH	AJY045LELDH	AJY054LELDH
Maximum connectable indoor units			1-11	1-12	1-14	1-11	1-12	1-14
Power source			Single phase, ~230 V, 50 Hz			3-phase, ~400 V, 50 Hz		
Capacity	Cooling	kW	12.1	14.0	15.5	12.1	14.0	15.5
	Nominal Heating	kW	12.1	14.0	15.5	12.1	14.0	15.5
	Max. Heating	kW	13.6	16.0	18.0	13.6	16.0	18.0
Input power	Cooling	kW	3.44	4.15	4.96	3.44	4.15	4.96
	Nominal Heating	kW	3.14	3.60	4.17	3.14	3.60	4.17
	Max. Heating	kW	3.80	4.50	5.41	3.80	4.50	5.41
EER	Cooling	W/W	3.51	3.37	3.12	3.51	3.37	3.12
COP	Nominal Heating	W/W	3.85	3.88	3.71	3.85	3.88	3.71
	Max. Heating	W/W	3.57	3.55	3.32	3.57	3.55	3.32
SEER	Cooling		6.50	6.30	6.08	6.50	6.30	6.08
SCOP	Heating		3.83	3.93	3.94	3.83	3.93	3.94
ηc	Cooling	%	257.0	249.0	240.0	257.0	249.0	240.0
ηh	Heating	%	150.0	154.0	155.0	150.0	154.0	155.0
Airflow rate		m^3/h	6,200	6,600	7,000	6,200	6,600	7,000
Sound pressure level/ Power level	Cooling	dB(A)	50 / 65	52 / 66	53 / 67	50 / 65	52 / 66	53 / 67
	Heating	dB(A)	52 / 67	55 / 69	56 / 69	52 / 67	55 / 69	56 / 69
Heat exchanger fin			Blue fin	Blue fin	Blue fin	Blue fin	Blue fin	Blue fin
Net Dimensions	Height	mm	1,334	1,334	1,334	1,334	1,334	1,334
	Width	mm	970	970	970	970	970	970
	Depth	mm	370	370	370	370	370	370
Weight		kg	117	117	119	118	119	119
Refrigerant	Type (Global Warming Potential)		R410A (2,088)	R410A (2,088)	R410A (2,088)	R410A (2,088)	R410A (2,088)	R410A (2,088)
	Charge	kg (CO2eq-T)	4.8 (10.0)	5.3 (11.1)	5.3 (11.1)	4.8 (10.0)	5.3 (11.1)	5.3 (11.1)
Connection pipe diameter	Liquid	mm	9.52	9.52	9.52	9.52	9.52	9.52
	Gas	mm	15.88	15.88	19.05	15.88	15.88	19.05
Total pipe length		m	180	180	180	180	180	180
Max. height difference		m	50/40 (Outdoor unit: Upper/Lower)			50/40 (Outdoor unit: Upper/Lower)		
Operating Range	Cooling	°C	-5 to 46	-5 to 46	-5 to 46	-5 to 46	-5 to 46	-5 to 46
	Heating	°C	-20 to 21	-20 to 21	-20 to 21	-20 to 21	-20 to 21	-20 to 21
Unit List Price		**£**	**3,758**	**4,171**	**4,538**	**3,983**	**4,423**	**4,766**

Note: Specifications are based on the following conditions.
Cooling: Indoor temperature of 27°CDB/19°CWB, and outdoor temperature of 35°CDB/24°CWB.
Heating: Indoor temperature of 20°CDB/(15°CWB), and outdoor temperature of 7°CDB/6°CWB.
Pipe length: 7.5 m; Height difference between outdoor unit and indoor unit: 0 m.
The protective function may work when using it outside the operation range.

Dimensions

(Unit: mm)

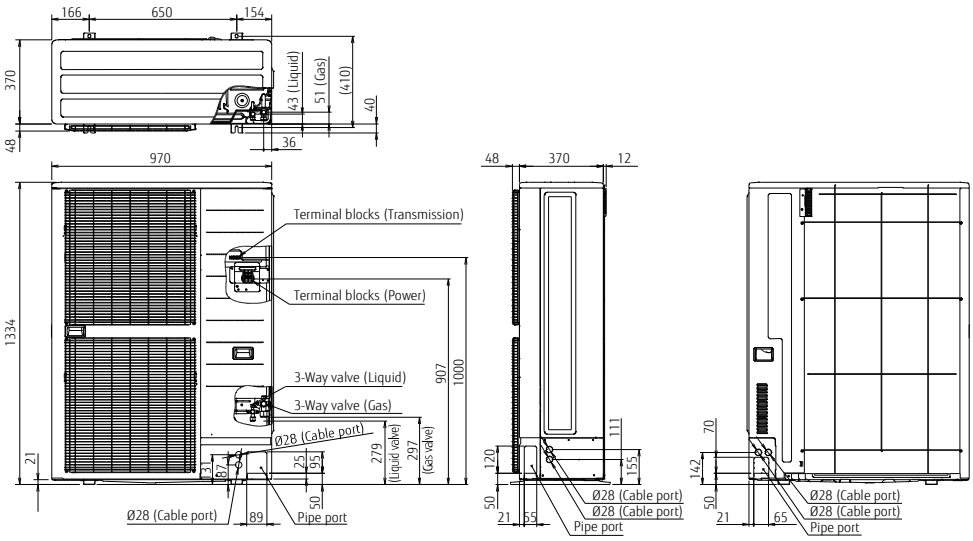

REFRIGERANT R410A

Heat Pump

for Small-capacity type

VRF J-IVL

System configuration example

- Suitable for air conditioning small and medium-size buildings. One refrigerant system is used for each outdoor unit.
- Multiple indoor units are connected with separation tubes and headers.

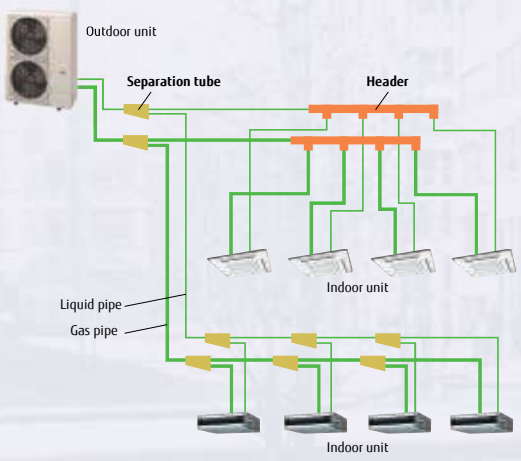

New intelligent refrigerant control

Fujitsu General is proposing outdoor units equipped with refrigerant control function.
The refrigerant control operates with suitable control corresponding to the heat load of the room and offers a more comfortable environment. The refrigerant control can also provide increased energy savings.



* The improvements due to the control and the actual sine wave vary depending on the combination of the indoor unit and system operating conditions.

External static pressure

External static pressure is available up to 60 Pa for 14/16/18 HP.
(30 Pa for 8/10 HP, 40 Pa for 12 HP)

Capacities are slightly decreased relative to the rated values during high static pressure operations.

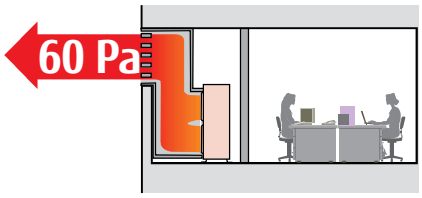

Advanced high-efficiency technology

∅570 mm

Large propeller fan

A large-diameter propeller fan with our proprietary blade design reduces draft loss, which results in high-efficiency and low noise operation.

DC fan motor

A small, multi-stage DC fan motor provides high-efficiency and low noise operation.



Large heat exchanger

The large 2.6-row heat exchanger substantially improves heat-exchanging performance.



DC inverter control

The active filter module improves efficiency.

Subcooling heat exchanger

The dual-tube heat exchanger improves cooling performance.

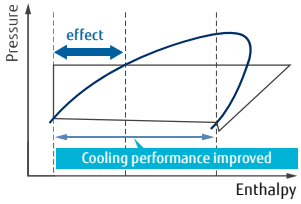

15 to 130 rps

Scroll compressor

The combination of a scroll compressor with a wide rotational frequency range from 15 to 130 rps and our proprietary sensorless sine-wave control that smoothly controls the input power into the motor achieves more energy-efficient and quieter operation.

Efficiency in actual operating conditions

The use of a large heat exchanger and a high-efficiency Scroll compressor achieves class-leading EER/COP (Max. Heating) in all models.

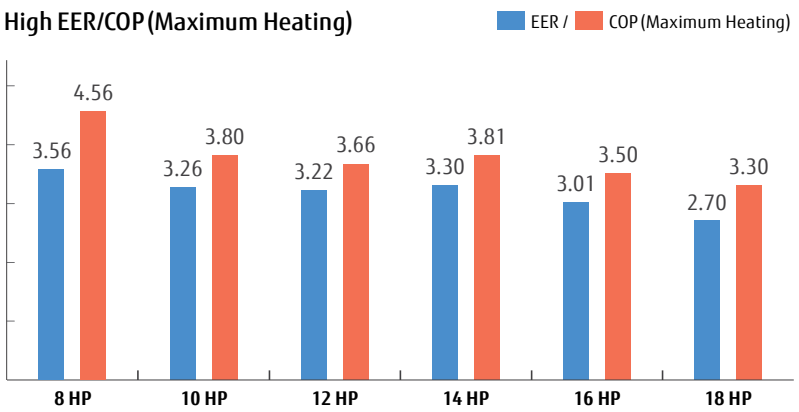

* These specifications are determined by cassette combination.

Long pipe length

Our advanced refrigerant control technology extends the maximum allowable length of refrigerant piping to 400 m. This provides high flexibility in system design.

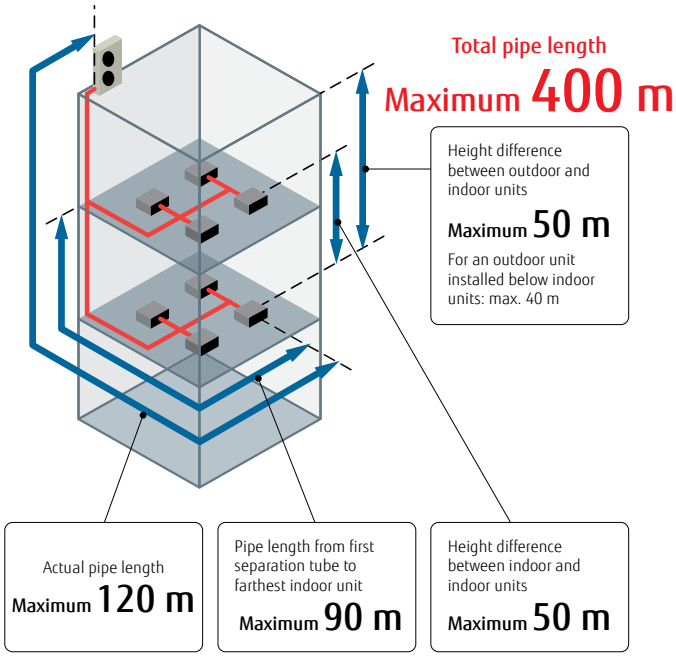

Up to 42 indoor units* can be connected.

The combination of smaller but sufficiently powerful indoor units and a new outdoor unit with an optimized heat exchanging structure makes it possible to connect up to 42 indoor units, which is the best in its class. *: 18 HP model

Class-leading low operating sound

The top-class low operating noise makes it ideal for use in densely populated areas. These low operating sound models are ideal for installation in densely populated areas.



8,10,12 HP: AJY072LELDH / AJY090LELDH / AJY108LELDH
14,16,18 HP: AJY126LELDH / AJY144LELDH / AJY162LELDH

8, 10, 12 HP 14, 16, 18 HP

Specifications

Rated capacity range		HP	8	10	12	14	16	18
Model name			AJY072LELDH	AJY090LELDH	AJY108LELDH	AJY126LELDH	AJY144LELDH	AJY162LELDH
Maximum connectable indoor units			1-20	1-25	1-30	1-36	1-40	1-42
Power source			3-phase, ~400V, 50Hz					
Capacity	Cooling	kW	22.4	28.0	33.5	40.0	45.0	50.0
	Nominal Heating		22.4	28.0	33.5	40.0	45.0	50.0
	Max. Heating		25.0	31.5	37.5	45.0	50.0	55.0
Input power	Cooling	kW	6.30	8.59	10.42	12.12	14.96	18.52
	Nominal Heating		4.65	6.61	8.18	9.71	11.81	13.66
	Max. Heating		5.45	8.29	10.25	11.81	14.29	16.66
EER	Cooling	W/W	3.56	3.26	3.22	3.30	3.01	2.70
COP	Nominal Heating		4.82	4.24	4.10	4.12	3.81	3.66
	Max. Heating		4.56	3.80	3.66	3.81	3.50	3.30
SEER	Cooling		7.62	7.50	7.27	7.27	7.00	6.29
SCOP	Heating		3.89	3.61	3.63	3.53	3.51	3.54
ηc	Cooling	%	301.8	297.0	287.8	287.8	277.0	248.6
ηh	Heating		152.6	141.4	142.2	138.2	137.4	138.6
Airflow rate		m^3/h	8,400	9,000	11,000/12,100	13,000	14,000	14,800/15,300
Sound pressure level/ Power level	Cooling	dB(A)	52/66	54/69	59/73	62/75	64/77	65/79
	Heating		54/66	57/70	62/75	63/76	65/78	68/82
Net Dimensions	Height	mm	1,428	1,428	1,428	1,638	1,638	1,638
	Width		1,080	1,080	1,080	1,080	1,080	1,080
	Depth		480	480	480	480	480	480
Weight		kg	170	177	178	213	213	217
Refrigerant	Type (Global Warming Potential)		R410A (2,088)	R410A (2,088)	R410A (2,088)	R410A (2,088)	R410A (2,088)	R410A (2,088)
	Charge	kg (CO2eq-T)	7.0 (14.6)	7.5 (15.7)	7.5 (15.7)	11.0 (23.0)	11.0 (23.0)	11.8 (24.6)
Connection pipe diameter	Liquid	mm	9.52	9.52	12.70	12.70	12.70	12.70
	Gas		19.05	22.20	28.58	28.58	28.58	28.58
Total pipe length		m	400	400	400	400	400	400
Max. height difference			50/40 (Outdoor unit: Upper/Lower)					
Operating Range	Cooling	°C	-15 to 46	-15 to 46	-15 to 46	-5 to 46*	-5 to 46*	-5 to 46*
	Heating		-20 to 21	-20 to 21	-20 to 21	-20 to 21	-20 to 21	-20 to 21
Unit List Price		**£**	**6,054**	**6,373**	**7,628**	**8,913**	**10,759**	**11,988**

Note: Specifications are based on the following conditions.
Cooling: Indoor temperature of 27°CDB / 19°CWB, and outdoor temperature of 35°CDB / 24°CWB.
Heating: Indoor temperature of 20°CDB / (15°CWB), and outdoor temperature of 7°CDB / 6°CWB.
Pipe length: 7.5 m; Height difference between outdoor unit and indoor unit: 0 m.
* The cooling operation range of -15 to 46°C is allowed only when all of the indoor units connected to the system are higher than capacity of 5.6kW.

Dimensions

(Unit: mm)

8, 10, 12 HP

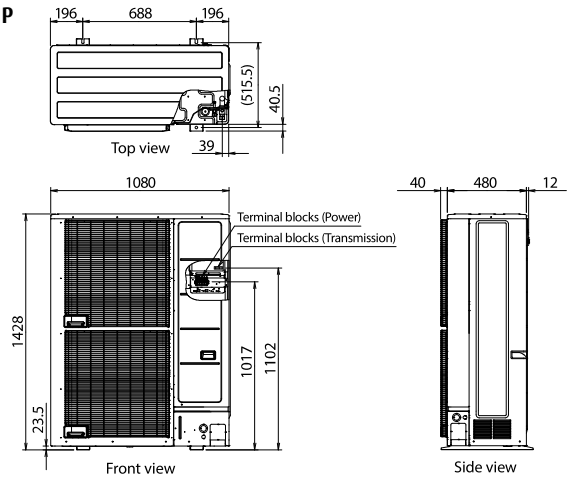

14, 16, 18 HP

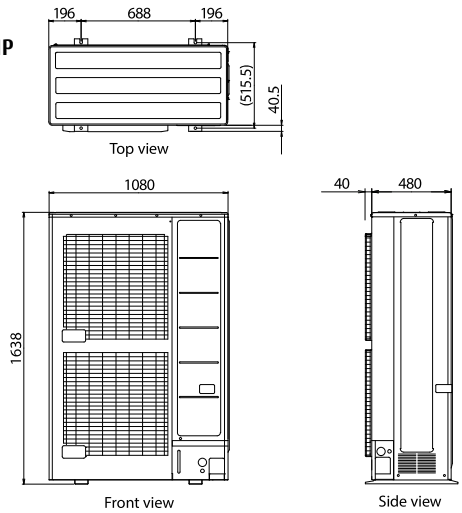

REFRIGERANT R410A

Heat Recovery

Modular type

VRF VR-IV

Highly energy-efficient operation

Our heat recovery systems achieve high operating energy efficiency by drawing heat from the room to be cooled and transferring it as energy for rooms that are to be heated.

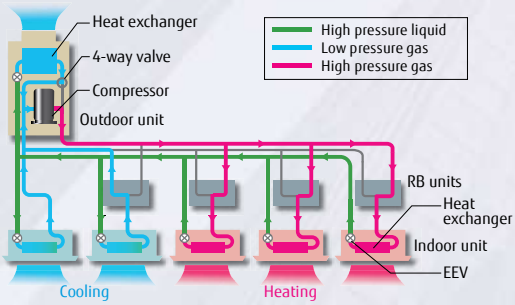

Our heat recovery systems achieve high operating energy efficiency by drawing heat from the room to be cooled and transferring it as energy for rooms that are to be heated.

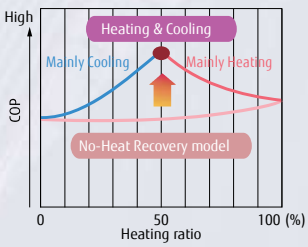

New intelligent refrigerant control

Fujitsu General is proposing outdoor units equipped with refrigerant control function.
The refrigerant control operates with suitable control corresponding to the heat load of the room and offers a more comfortable environment. The refrigerant control can also provide increased energy savings.

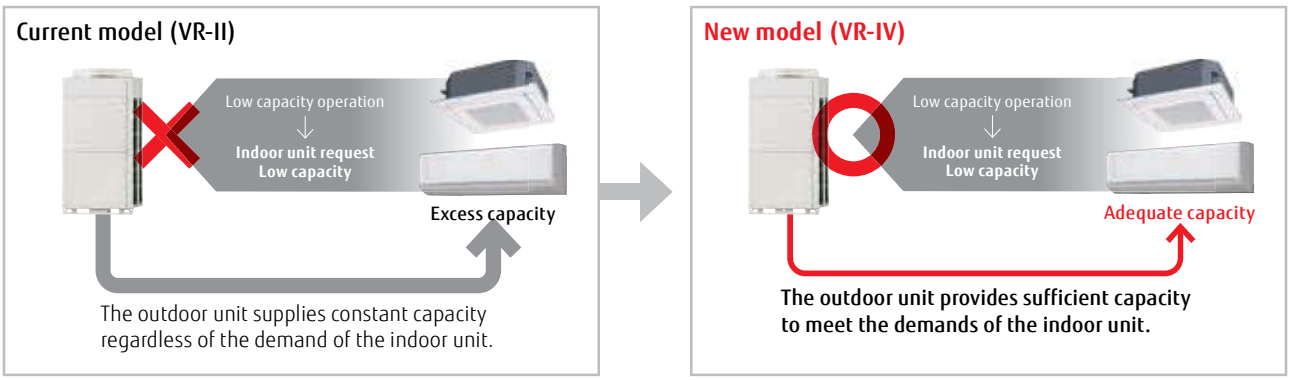

* The improvements due to the control and the actual sine wave vary depending on the combination of the indoor unit and system operating conditions.

Increase in the number of connectable indoor units

Capacity range of connectable indoor units

New model (VR-IV)	25%* to 150%
Current model (VR-II)	50% to 150%

*: For modular type, 25% to 49.9% operation in the entire system is available. (by one unit operation)

Increased number of connectable indoor units and space saving combinations

(Unit)

HP	10	12	14	16	•••	28	30	32	•••	48
New model (VR-IV)	21	26	30	34	•••	60	64	64	•••	64
Current model (VR-II)	15	16	17	21	24	•••	42	45	48	•••	64

The energy-saving technology that boosted operation efficiency



Powerful large propeller fan
The fan uses CFD* technology to achieve both high performance and low noise operation.
*CFD: Computational Fluid Dynamics

3-phase DC fan motor
The use of a DC fan motor with sophisticated driver control improves energy efficiency substantially. In addition, this motor operates quietly.

Subcooling heat exchanger
High heat exchange efficiency is achieved by using an internal projection-shape double-pipe construction.

High-efficient, large-capacity DC twin-rotary compressor
Large-capacity high-efficient DC twin-rotary compressor with excellent intermediate capability.

Sine-wave DC inverter control
High-efficiency is realized by the adoption of reduced switching loss IPM.

4-face heat exchanger
The 4-face heat exchanger increases the effective surface area and significantly improves heat-exchanging efficiency.

Front intake port (Corner cut air inlet structure)
In multiple outdoor unit installations, the unique front intake design improves airflow into the heat exchanger.

Extended connection ratio (applicable to multiple tenants)

Especially useful when starting partial
air conditioning in a building under construction
Installation can be added flexibly for each tenant.

Max. allowable overall pipe length: 1,000 m

The class-leading pipe length of 1,000 m increases flexibility of installation in a wide variety of buildings.

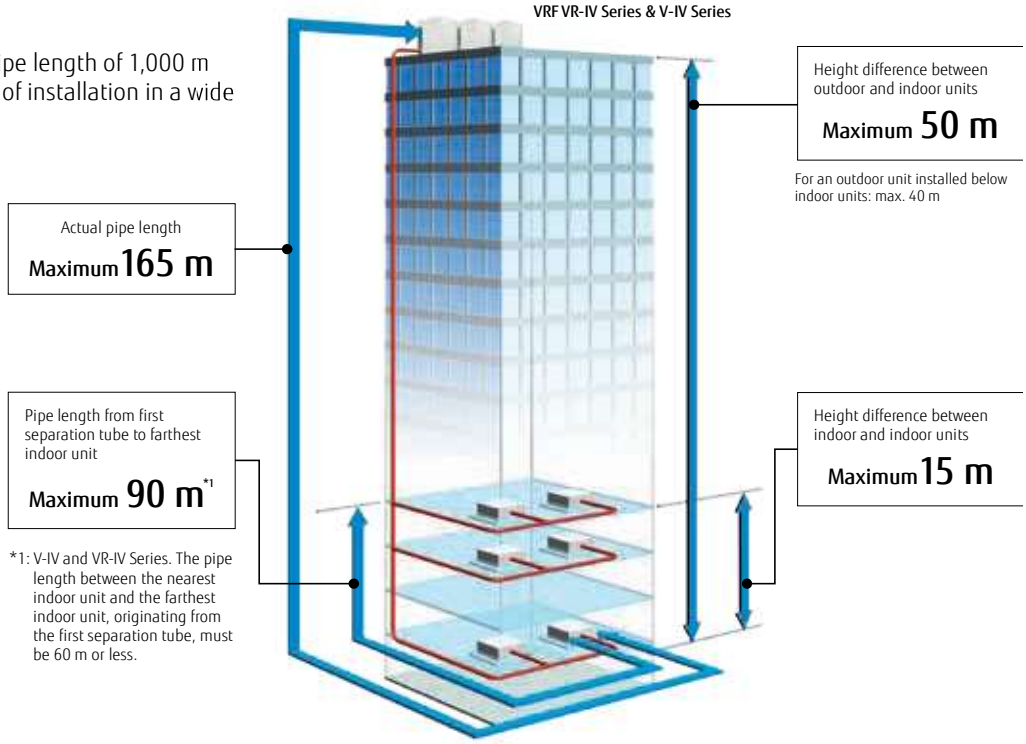

*1: V-IV and VR-IV Series. The pipe length between the nearest indoor unit and the farthest indoor unit, originating from the first separation tube, must be 60 m or less.

Modular type

One outdoor unit operates effectively for the capacities of connectable indoor units in the entire system. (Each of the multiple outdoor units does not dare to operate at 25% capacity: any one of the outdoor units will operate at 50% and the remaining units will each output 0%, i.e., stop operating.)

Example: One 10HP outdoor unit performs 25% of the total 20HP outdoor units system.
One 10HP outdoor unit performs 50% of its capacity
→ Two outdoor units do not perform 25% of the operation.



Flexible pipe connection

More flexible refrigerant pipe work is possible due to the use of various piping and RB unit connections, for adjustments to the floor layout and building structure.

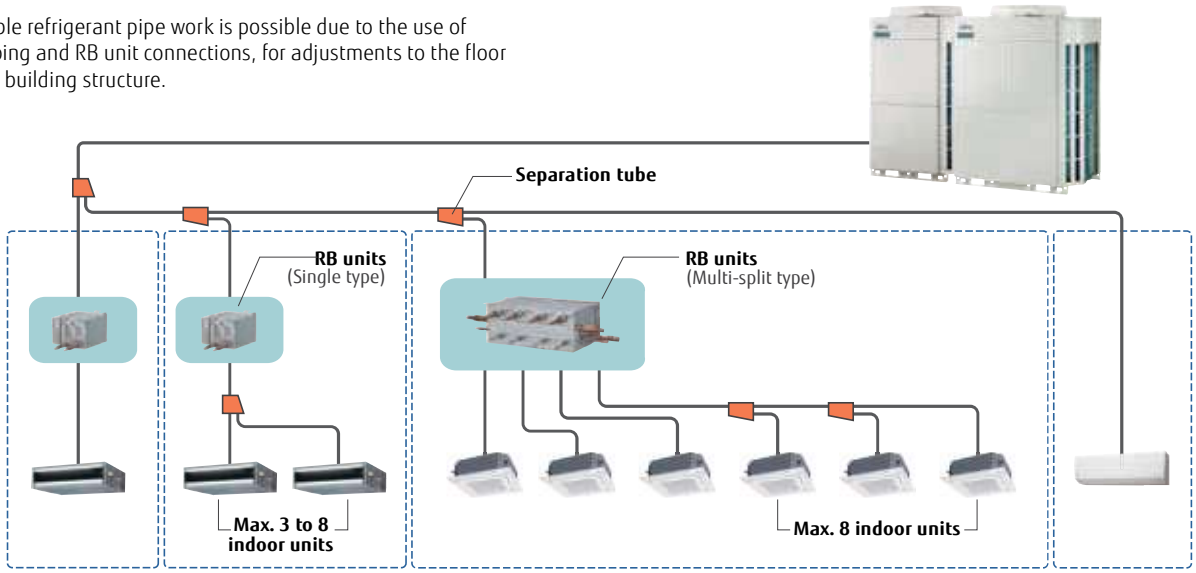

	Single connection	Group connection	Single connection & Group connection		RB unit less connection*2
Application	Individual cooling and heating	Simultaneous cooling and heating	Individual cooling and heating	Simultaneous cooling and heating	Cooling only

• An RB unit can be placed between the first branch and an indoor unit.
• The maximum height difference between RB units is 15 m.
No RB Unit is required for cooling only use.

Flexible installation of RB unit

RB units
(Multi-split type/8-branch)

RB units
(Multi-split type/12-branch)

Small and slim design with a height of 198 mm makes it easy to install in tight spaces with height constraints.

- A drain pipe is not required.
- Different positions of a control box can be chosen to accommodate installation conditions.
- Series connection for simplified installation

*: RB unit (single type)

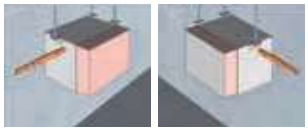

An RB unit can be installed on either side of the control box.

An RB unit can be installed on top of the control box to save space.
*: RB unit (single type)

•2-way connection

•Two RB units can be connected in series*.
*: RB unit (Single type/4-branch)

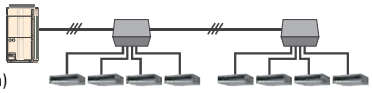

Easy maintenance in tight spaces

Maintenance can be performed from the side.



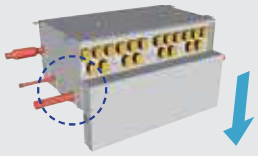

The electrical box can be accessed and serviced by sliding down the front cover.

Parts can be accessed and replaced easily even in tight spaces inside the ceiling.

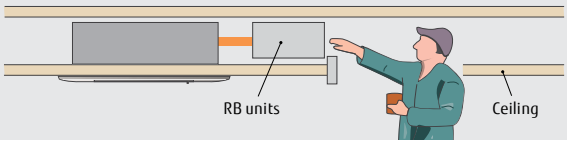

Outdoor units lineup • Combinations other than those listed below are not recommended.

Space saving combination

22.4kW (8HP)  AJY072GALDH UNIT : AJY072GALDH	28.0kW (10HP)  AJY090GALDH UNIT : AJY090GALDH	33.5kW (12HP)  AJY108GALDH UNIT : AJY108GALDH	40.0kW (14HP)  AJY126GALDH UNIT : AJY126GALDH	45.0kW (16HP)  AJY144GALDH UNIT : AJY144GALDH
50.4kW (18HP)  AJY162GALDH UNIT : AJY090/072GALDH	56.0kW (20HP)  AJY180GALDH UNIT : AJY090/090GALDH	61.5kW (22HP)  AJY198GALDH UNIT : AJY108/090GALDH	67.0kW (24HP)  AJY216GALDH UNIT : AJY108/108GALDH	73.0kW (26HP)  AJY234GALDH UNIT : AJY144/090GALDH
78.5kW (28HP)  AJY252GALDH UNIT : AJY144/108GALDH	85.0kW (30HP)  AJY270GALDH UNIT : AJY144/126GALDH	90.0kW (32HP)  AJY288GALDH UNIT :AJY144/144GALDH	95.0kW (34HP)  AJY306GALDH UNIT : AJY108/108/090GALDH	100.5kW (36HP)  AJY324GALDH UNIT : AJY108/108/108GALDH
106.5kW (38HP)  AJY342GALDH UNIT : AJY144/108/090GALDH	112.0kW (40HP)  AJY360GALDH UNIT : AJY144/108/108GALDH	118.0kW (42HP)  AJY378GALDH UNIT : AJY144/144/090GALDH	123.5kW (44HP)  AJY396GALDH UNIT : AJY144/144/108GALDH	130.0kW (46HP)  AJY414GALDH UNIT : AJY144/144/126GALDH
135.0kW (48HP)  AJY432GALDH UNIT : AJY144/144/144GALDH				

Energy efficiency combination

44.8kW (16HP)  AJY144GALDHH UNIT : AJY072/072GALDH	62.4kW (22HP)  AJY198GALDHH UNIT : AJY126/072GALDH	67.2kW (24HP)  AJY216GALDHH UNIT : AJY072/072/072GALDH	72.8kW (26HP)  AJY234GALDHH UNIT : AJY090/072/072GALDH	78.4kW (28HP)  AJY252GALDHH UNIT : AJY090/090/072GALDH
84.0kW (30HP)  AJY270GALDHH UNIT : AJY090/090/090GALDH	90.4kW (32HP)  AJY288GALDHH UNIT : AJY126/090/072GALDH	96.0kW (34HP)  AJY306GALDHH UNIT : AJY126/090/090GALDH	102.4kW (36HP)  AJY324GALDHH UNIT : AJY126/126/072GALDH	108.0kW (38HP)  AJY342GALDHH UNIT : AJY126/126/090GALDH
113.0kW (40HP)  AJY360GALDHH UNIT : AJY144/126/090GALDH	120.0kW (42HP)  AJY378GALDHH UNIT : AJY126/126/126GALDH	125.0kW (44HP)  AJY396GALDHH UNIT : AJY144/126/126GALDH		

8,10,12HP : AJY072GALDH / AJY090GALDH / AJY108GALDH
14,16HP : AJY126GALDH / AJY144GALDH

8, 10, 12 HP

14, 16 HP

Dimensions

(Unit: mm)

8, 10, 12 HP

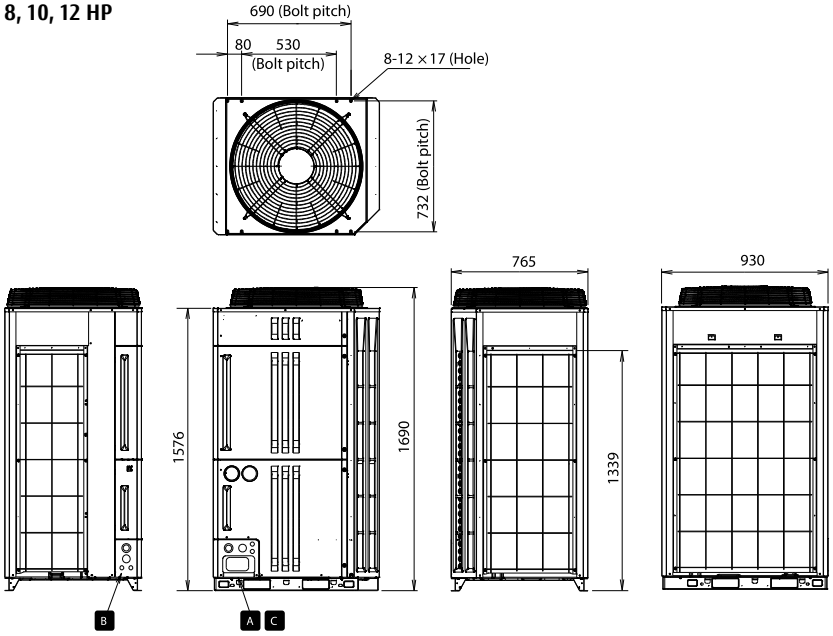

14, 16 HP

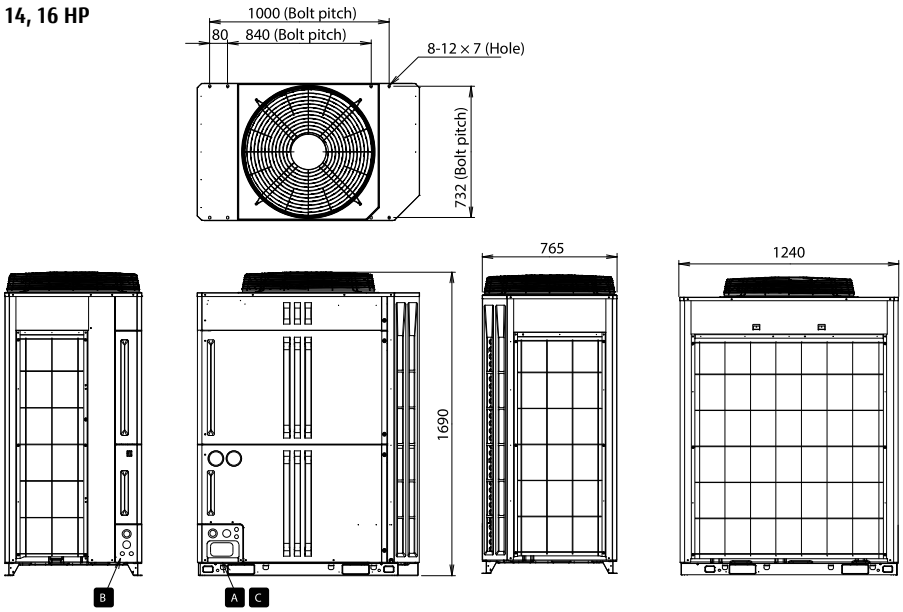

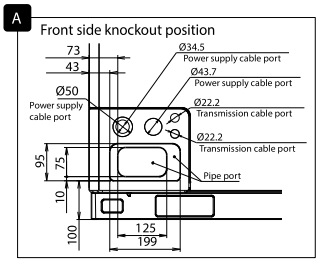

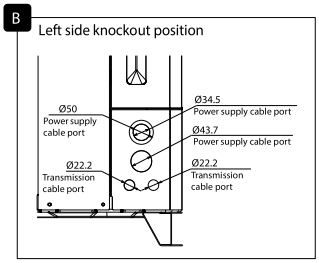

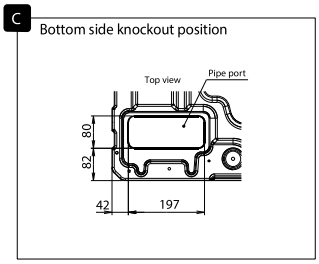

Outdoor units specifications

Space saving combination

Rated capacity range		HP	8	10	12	14	16	18	20	22	24
Model name			**AJY072GALDH**	**AJY090GALDH**	**AJY108GALDH**	**AJY126GALDH**	**AJY144GALDH**	**AJY162GALDH**	**AJY180GALDH**	**AJY198GALDH**	**AJY216GALDH**
Unit 1 Unit 2 Unit 3			AJY072GALDH	AJY090GALDH	AJY108GALDH	AJY126GALDH	AJY144GALDH	AJY090GALDH AJY072GALDH	AJY090GALDH AJY090GALDH	AJY108GALDH AJY090GALDH	AJY108GALDH AJY108GALDH
Maximum connectable indoor units*1			17	21	26	30	34	39	43	47	52
Connectable capacity range of indoor units		kW	5.6-33.6	7.0-42.0	8.4-50.2	10.0-60.0	11.3-67.5	12.6-75.6*3	14.0-84.0*3	15.4-92.2*3	16.8-100.5*3
Power source			3-phase, 4-wire, 400 V, 50Hz								
Capacity	Cooling	kW	22.4	28.0	33.5	40.0	45.0	50.4	56.0	61.5	67.0
	Nominal Heating		22.4	28.0	33.5	40.0	42.0	50.4	56.0	61.5	67.0
	Max. Heating		25.0	31.5	37.5	45.0	48.0	56.5	63.0	69.0	75.0
Input power	Cooling	kW	6.26	9.53	11.89	13.16	16.71	15.79	19.06	21.42	23.78
	Nominal Heating		5.37	7.38	9.16	10.80	11.81	12.75	14.76	16.54	18.32
	Max. Heating		6.25	8.96	11.48	13.95	14.98	15.21	17.92	20.44	22.96
EER	Cooling	W/W	3.57	2.93	2.81	3.03	2.69	3.19	2.94	2.87	2.82
COP	Nominal Heating		4.17	3.79	3.65	3.70	3.55	3.95	3.79	3.72	3.66
	Max. Heating		4.00	3.51	3.26	3.22	3.20	3.71	3.52	3.38	3.27
SEER	Cooling		7.16	6.61	6.73	6.76	6.27	6.89	6.61	6.67	6.73
SCOP	Heating		3.78	3.76	3.86	4.31	4.41	3.77	3.76	3.81	3.86
ηc	Cooling	%	283.0	261.0	266.0	267.0	248.0	272.0	261.0	263.5	266.0
ηh	Heating		148.0	147.0	151.0	169.0	173.0	147.5	147.0	149.0	151.0
Air flow rate	High	m^3/h	11,100	11,100	11,100	13,000	13,000	11,100×2	11,100×2	11,100×2	11,100×2
Sound pressure level*2/ Power level	Cooling	dB(A)	56 / 77	58 / 78	59 / 79	60 / 82	61 / 82	60 / 81	61 / 81	62 / 82	62 / 82
	Heating		58 / 79	59 / 79	63 / 82	62 / 83	63 / 83	62 / 82	62 / 82	64 / 84	66 / 85
Max. External static pressure		Pa	80	80	80	80	80	80	80	80	80
Compressor motor output		kW	7.5	7.5	7.5	11.0	11.0	7.5 × 2	7.5 × 2	7.5 × 2	7.5 × 2
Heat exchanger fin			Blue fin	Blue fin	Blue fin	Blue fin	Blue fin	Blue fin	Blue fin	Blue fin	Blue fin
Net Dimensions	Height	mm	1,690	1,690	1,690	1,690	1,690	1,690	1,690	1,690	1,690
	Width		930	930	930	1,240	1,240	930 × 2	930 × 2	930 × 2	930 × 2
	Depth		765	765	765	765	765	765	765	765	765
Weight		kg	262	262	262	286	286	262 × 2	262 × 2	262 × 2	262 × 2
Refrigerant	Type (Global Warming Potential)		R410A (2,088)	R410A (2,088)	R410A (2,088)	R410A (2,088)	R410A (2,088)	R410A (2,088)	R410A (2,088)	R410A (2,088)	R410A (2,088)
	Charge	kg (CO2eq-T)	11.8 (24.6)	11.8 (24.6)	11.8 (24.6)	11.8 (24.6)	11.8 (24.6)	11.8 × 2 (24.6 × 2)	11.8 × 2 (24.6 × 2)	11.8 × 2 (24.6 × 2)	11.8 × 2 (24.6 × 2)
Connection pipe diameter	Liquid	mm	12.70	12.70	12.70	12.70	12.70	15.88	15.88	15.88	15.88
	Discharge Gas		15.88	19.05	19.05	22.22	22.22	22.22	22.22	28.58	28.58
	Suction Gas		22.22	22.22	28.58	28.58	28.58	28.58	28.58	34.92	34.92
Operating Range	Cooling	°CDB	-10 to 46	-10 to 46	-10 to 46	-10 to 46	-10 to 46	-10 to 46	-10 to 46	-10 to 46	-10 to 46
	Heating		-20 to 21	-20 to 21	-20 to 21	-20 to 21	-20 to 21	-20 to 21	-20 to 21	-20 to 21	-20 to 21
	Cooling/Heating		-10 to 21	-10 to 21	-10 to 21	-10 to 21	-10 to 21	-10 to 21	-10 to 21	-10 to 21	-10 to 21
Unit List Price		**£**	**7,861**	**8,598**	**10,514**	**12,286**	**14,178**	**16,459**	**17,196**	**19,112**	**21,028**

Energy Efficiency Combination

Rated capacity range		HP	16	22	24	26	28	30
Model name			**AJY144GALDHH**	**AJY198GALDHH**	**AJY216GALDHH**	**AJY234GALDHH**	**AJY252GALDHH**	**AJY270GALDHH**
Unit 1 Unit 2 Unit 3			AJY072GALDH AJY072GALDH	AJY126GALDH AJY072GALDH	AJY072GALDH AJY072GALDH AJY072GALDH	AJY090GALDH AJY072GALDH AJY072GALDH	AJY090GALDH AJY090GALDH AJY072GALDH	AJY090GALDH AJY090GALDH AJY090GALDH
Maximum connectable indoor units*1			34	47	52	56	60	64
Connectable capacity range of indoor units		kW	11.2-67.2*3	15.6-93.6*3	16.8-100.8*3	18.2-109.2*3	19.6-117.6*3	21.0-126.0*3
Power source			3-phase, 4-wire, 400 V, 50Hz					
Capacity	Cooling	kW	44.8	62.4	67.2	72.8	78.4	84.0
	Nominal Heating		44.8	62.4	67.2	72.8	78.4	84.0
	Max. Heating		50.0	70.0	75.0	81.5	88.0	94.5
Input power	Cooling	kW	12.52	19.42	18.78	22.05	25.32	28.59
	Nominal Heating		10.74	16.17	16.11	18.12	20.13	22.14
	Max. Heating		12.50	20.20	18.75	21.46	24.17	26.88
EER	Cooling	W/W	3.58	3.21	3.58	3.30	3.10	2.94
COP	Nominal Heating		4.17	3.86	4.17	4.02	3.89	3.79
	Max. Heating		4.00	3.47	4.00	3.80	3.64	3.52
SEER	Cooling		7.16	6.96	7.16	6.98	6.79	6.61
SCOP	Heating		3.78	4.05	3.78	3.77	3.77	3.76
ηc	Cooling	%	283.0	275.0	283.0	275.7	268.3	261.0
ηh	Heating		148.0	158.5	148.0	147.7	147.3	147.0
Air flow rate	High	m^3/h	11,100×2	13,000+11,100	11,100×3	11,100×3	11,100×3	11,100×3
Sound pressure level*2/ Power level	Cooling	dB(A)	59 / 80	61 / 83	61 / 82	62 / 82	62 / 82	63 / 83
	Heating		61 / 82	63 / 84	63 / 84	63 / 84	63 / 84	64 / 84
Max. External static pressure		Pa	80	80	80	80	80	80
Compressor motor output		kW	7.5 × 2	11.0 + 7.5	7.5 × 3	7.5 × 3	7.5 × 3	7.5 × 3
Heat exchanger fin			Blue fin	Blue fin	Blue fin	Blue fin	Blue fin	Blue fin
Net Dimensions	Height	mm	1,690	1,690	1,690	1,690	1,690	1,690
	Width		930 × 2	1,240 + 930	930 × 3	930 × 3	930 × 3	930 × 3
	Depth		765	765	765	765	765	765
Weight		kg	262 × 2	286 + 262	262 × 3	262 × 3	262 × 3	262 × 3
Refrigerant	Type (Global Warming Potential)		R410A (2,088)	R410A (2,088)	R410A (2,088)	R410A (2,088)	R410A (2,088)	R410A (2,088)
	Charge	kg (CO2eq-T)	11.8 × 2 (24.6 × 2)	11.8 × 2 (24.6 × 2)	11.8 × 3 (24.6 × 3)	11.8 × 3 (24.6 × 3)	11.8 × 3 (24.6 × 3)	11.8 × 3 (24.6 × 3)
Connection pipe diameter	Liquid	mm	12.70	15.88	15.88	15.88	15.88	19.05
	Discharge Gas		22.22	28.58	28.58	28.58	28.58	28.58
	Suction Gas		28.58	34.92	34.92	34.92	34.92	34.92
Operating Range	Cooling	°CDB	-10 to 46	-10 to 46	-10 to 46	-10 to 46	-10 to 46	-10 to 46
	Heating		-20 to 21	-20 to 21	-20 to 21	-20 to 21	-20 to 21	-20 to 21
	Cooling/Heating		-10 to 21	-10 to 21	-10 to 21	-10 to 21	-10 to 21	-10 to 21
Unit List Price		**£**	**15,722**	**20,147**	**23,583**	**24,320**	**25,057**	**25,794**

Note: Specifications are based on the following conditions.
Cooling: Indoor temperature of 27°CDB/19°CWB, and outdoor temperature of 35°CDB/24°CWB.
Heating: Indoor temperature of 20°CDB/(15°CWB), and outdoor temperature of 7°CDB/6°CWB.
Pipe length: 7.5 m; Height difference between outdoor unit and indoor unit: 0 m.

When cooling operation is be conducted at an outdoor air temperature below -5°C,
the outdoor unit must be installed in a position that is higher than or equal to that of the indoor units.
* These specifications are determined by ducted combination.
* Multiple outdoor units are not certified by Eurovent.

26	28	30	32	34	36	38	40	42	44	46	48
AJY234GALDH	**AJY252GALDH**	**AJY270GALDH**	**AJY288GALDH**	**AJY306GALDH**	**AJY324GALDH**	**AJY342GALDH**	**AJY360GALDH**	**AJY378GALDH**	**AJY396GALDH**	**AJY414GALDH**	**AJY432GALDH**
AJY144GALDH AJY090GALDH	AJY144GALDH AJY108GALDH	AJY144GALDH AJY126GALDH	AJY144GALDH AJY144GALDH	AJY108GALDH AJY108GALDH AJY090GALDH	AJY108GALDH AJY108GALDH AJY108GALDH	AJY144GALDH AJY108GALDH AJY090GALDH	AJY144GALDH AJY108GALDH AJY108GALDH	AJY144GALDH AJY144GALDH AJY090GALDH	AJY144GALDH AJY144GALDH AJY108GALDH	AJY144GALDH AJY144GALDH AJY126GALDH	AJY144GALDH AJY144GALDH AJY144GALDH
56	60	64	64	64	64	64	64	64	64	64	64
18.3-109.5*3	19.7-117.7*3	21.3-127.5*3	22.5-135.0*3	23.8-142.5*3	25.2-150.7*3	26.7-159.7*3	28.0-168.0*3	29.5-177.0*3	30.9-185.2*3	32.5-195.0*3	33.8-202.5*3
3-phase, 4-wire, 400 V, 50Hz											
73.0	78.5	85.0	90.0	95.0	100.5	106.5	112.0	118.0	123.5	130.0	135.0
70.0	75.5	82.0	84.0	95.0	100.5	103.5	109.0	112.0	117.5	124.0	126.0
79.5	85.5	93.0	96.0	106.5	112.5	117.0	123.0	127.5	133.5	141.0	144.0
26.24	28.60	29.87	33.42	33.31	35.67	38.13	40.49	42.95	45.31	46.58	50.13
19.19	20.97	22.61	23.62	25.70	27.48	28.35	30.13	31.00	32.78	34.42	35.43
23.94	26.46	28.93	29.96	31.92	34.44	35.42	37.94	38.92	41.44	43.91	44.94
2.78	2.74	2.85	2.69	2.85	2.82	2.79	2.77	2.75	2.73	2.79	2.69
3.65	3.60	3.63	3.56	3.70	3.66	3.65	3.62	3.61	3.58	3.60	3.56
3.32	3.23	3.21	3.20	3.34	3.27	3.30	3.24	3.28	3.22	3.21	3.20
6.44	6.50	6.52	6.27	6.69	6.73	6.54	6.58	6.38	6.42	6.43	6.27
4.09	4.14	4.36	4.41	3.83	3.86	4.01	4.04	4.19	4.23	4.38	4.41
254.5	257.0	257.5	248.0	264.3	266.0	258.3	260.0	252.3	254.0	254.3	248.0
160.0	162.0	171.0	173.0	149.7	151.0	157.0	158.3	164.3	165.7	171.7	173.0
13,000+11,100	13,000+11,100	13,000×2	13,000×2	11,100×3	11,100×3	13,000+11,100×2	13,000+11,100×2	13,000×2+11,100	13,000×2+11,100	13,000×3	13,000×3
63 / 83	63 / 84	64 / 85	64 / 85	63 / 83	64 / 84	64 / 85	65 / 85	65 / 86	65 / 86	65 / 87	66 / 87
64 / 84	66 / 86	66 / 86	66 / 86	67 / 86	68 / 87	67 / 86	68 / 87	67 / 87	68/ 87	67 / 88	68/ 88
80	80	80	80	80	80	80	80	80	80	80	80
11.0 + 7.5	11.0 + 7.5	11.0 × 2	11.0 × 2	7.5 × 3	7.5 × 3	11.0+7.5 × 2	11.0 + 7.5 × 2	11.0 × 2 + 7.5	11.0 × 2 + 7.5	11.0 × 3	11.0 × 3
Blue fin	Blue fin	Blue fin	Blue fin	Blue fin	Blue fin	Blue fin	Blue fin	Blue fin	Blue fin	Blue fin	Blue fin
1,690	1,690	1,690	1,690	1,690	1,690	1,690	1,690	1,690	1,690	1,690	1,690
1,240 + 930	1,240 + 930	1,240 × 2	1,240 × 2	930 × 3	930 × 3	1,240 + 930 × 2	1,240 + 930 × 2	1,240 × 2 + 930	1,240 × 2 + 930	1,240 × 3	1,240 × 3
765	765	765	765	765	765	765	765	765	765	765	765
286 + 262	286 + 262	286 × 2	286 × 2	262 × 3	262 × 3	286 + 262 × 2	286 + 262 × 2	286 × 2 + 262	286 × 2 + 262	286 × 3	286 × 3
R410A (2,088)	R410A (2,088)	R410A (2,088)	R410A (2,088)	R410A (2,088)	R410A (2,088)	R410A (2,088)	R410A (2,088)	R410A (2,088)	R410A (2,088)	R410A (2,088)	R410A (2,088)
11.8 × 2 (24.6 × 2)	11.8 × 2 (24.6 × 2)	11.8 × 2 (24.6 × 2)	11.8 × 2 (24.6 × 2)	11.8 × 3 (24.6 × 3)	11.8 × 3 (24.6 × 3)	11.8 × 3 (24.6 × 3)	11.8 × 3 (24.6 × 3)	11.8 × 3 (24.6 × 3)	11.8 × 3 (24.6 × 3)	11.8 × 3 (24.6 × 3)	11.8 × 3 (24.6 × 3)
15.88	15.88	19.05	19.05	19.05	19.05	19.05	19.05	19.05	19.05	19.05	19.05
28.58	28.58	28.58	28.58	28.58	28.58	34.92	34.92	34.92	34.92	34.92	34.92
34.92	34.92	34.92	34.92	34.92	41.27	41.27	41.27	41.27	41.27	41.27	41.27
-10 to 46	-10 to 46	-10 to 46	-10 to 46	-10 to 46	-10 to 46	-10 to 46	-10 to 46	-10 to 46	-10 to 46	-10 to 46	-10 to 46
-20 to 21	-20 to 21	-20 to 21	-20 to 21	-20 to 21	-20 to 21	-20 to 21	-20 to 21	-20 to 21	-20 to 21	-20 to 21	-20 to 21
-10 to 21	-10 to 21	-10 to 21	-10 to 21	-10 to 21	-10 to 21	-10 to 21	-10 to 21	-10 to 21	-10 to 21	-10 to 21	-10 to 21
22,776	**24,692**	**26,464**	**28,356**	**29,626**	**31,542**	**33,290**	**35,206**	**36,954**	**38,870**	**40,642**	**42,534**

32	34	36	38	40	42	44
AJY288GALDHH	**AJY306GALDHH**	**AJY324GALDHH**	**AJY342GALDHH**	**AJY360GALDHH**	**AJY378GALDHH**	**AJY396GALDHH**
AJY126GALDH AJY090GALDH AJY072GALDH	AJY126GALDH AJY090GALDH AJY090GALDH	AJY126GALDH AJY126GALDH AJY072GALDH	AJY126GALDH AJY126GALDH AJY090GALDH	AJY144GALDH AJY126GALDH AJY090GALDH	AJY126GALDH AJY126GALDH AJY126GALDH	AJY144GALDH AJY126GALDH AJY126GALDH
64	64	64	64	64	64	64
22.6-135.6*3	24.0-144.0*3	25.6-153.6*3	27.0-162.0*3	28.3-169.5*3	30.0-180.0*3	31.3-187.5*3
3-phase, 4-wire, 400 V, 50Hz						
90.4	96.0	102.4	108.0	113.0	120.0	125.0
90.4	96.0	102.4	108.0	110.0	120.0	122.0
101.5	108.0	115.0	121.5	124.5	135.0	138.0
28.95	32.22	32.58	35.85	39.40	39.48	43.03
23.55	25.56	26.97	28.98	29.99	32.40	33.41
29.16	31.87	34.15	36.86	37.89	41.85	42.88
3.12	2.98	3.14	3.01	2.87	3.04	2.90
3.84	3.76	3.80	3.73	3.67	3.70	3.65
3.48	3.39	3.37	3.30	3.29	3.23	3.22
6.84	6.66	6.89	6.71	6.55	6.76	6.60
3.95	3.94	4.13	4.13	4.16	4.31	4.34
270.3	263.0	272.3	265.0	258.7	267.0	260.7
154.7	154.3	162.0	161.7	163.0	169.0	170.3
13,000+11,100×2	13,000+11,100×2	13,000×2+11,100	13,000×2+11,100	13,000×2+11,100	13,000×3	13,000×3
63 / 84	64 / 85	64 / 86	64 / 86	65 / 86	65 / 87	65 / 87
65 / 86	65 / 86	66 / 87	66 / 87	66 / 87	67 / 88	67 / 88
80	80	80	80	80	80	80
11.0 + 7.5 × 2	11.0 + 7.5 × 2	11.0 × 2 + 7.5	11.0 × 2 + 7.5	11.0 × 2 + 7.5	11.0 × 3	11.0 × 3
Blue fin	Blue fin	Blue fin	Blue fin	Blue fin	Blue fin	Blue fin
1,690	1,690	1,690	1,690	1,690	1,690	1,690
1,240 + 930 × 2	1,240 + 930 × 2	1,240 × 2 + 930	1,240 × 2 + 930	1,240 × 2 + 930	1,240 × 3	1,240 × 3
765	765	765	765	765	765	765
286 + 262 × 2	286 + 262 × 2	286 × 2 + 262	286 × 2 + 262	286 × 2 + 262	286 × 3	286 × 3
R410A (2,088)	R410A (2,088)	R410A (2,088)	R410A (2,088)	R410A (2,088)	R410A (2,088)	R410A (2,088)
11.8 × 3 (24.6 × 3)	11.8 × 3 (24.6 × 3)	11.8 × 3 (24.6 × 3)	11.8 × 3 (24.6 × 3)	11.8 × 3 (24.6 × 3)	11.8 × 3 (24.6 × 3)	11.8 × 3 (24.6 × 3)
19.05	19.05	19.05	19.05	19.05	19.05	19.05
28.58	28.58	28.58	34.92	34.92	34.92	34.92
34.92	34.92	41.27	41.27	41.27	41.27	41.27
-10 to 46	-10 to 46	-10 to 46	-10 to 46	-10 to 46	-10 to 46	-10 to 46
-20 to 21	-20 to 21	-20 to 21	-20 to 21	-20 to 21	-20 to 21	-20 to 21
-10 to 21	-10 to 21	-10 to 21	-10 to 21	-10 to 21	-10 to 21	-10 to 21
28,745	**29,482**	**32,433**	**33,170**	**35,062**	**36,858**	**38,750**

*1: Minimum connectable indoor unit number is 2.
*2: The noise level is the value measured in an anechoic room. When measured in an actual installation, the measured value is typically larger than the indicated value due to ambient noise and reflections.
*3: If the capacity range of the connectable indoor units is between 25% and 49.9%, do not open the three-way valve except for the unit to be operated. In addition, do not connect the power line.

REFRIGERANT R410A

Heat Pump

Modular type

VRF V-IV

System configuration example

- Suitable for air conditioning midsize and large buildings. Connecting each outdoor unit makes it possible to create a high-capacity system.
- Multiple indoor units are connected with separation tubes and headers.

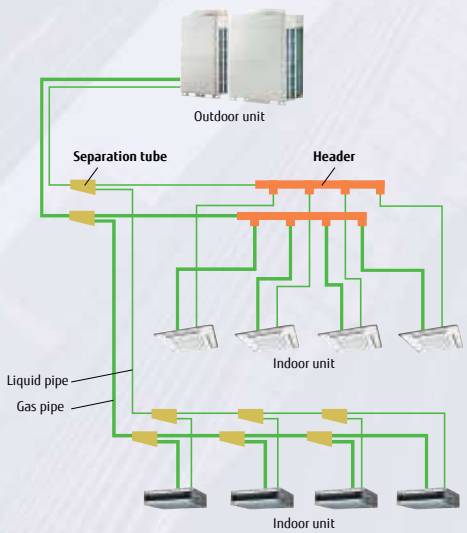

New intelligent refrigerant control

Fujitsu General is proposing outdoor units equipped with refrigerant control function.
The refrigerant control operates with subtle control corresponding to the heat load of the room and offers a more comfortable environment. The refrigerant control can also provide increased energy savings.

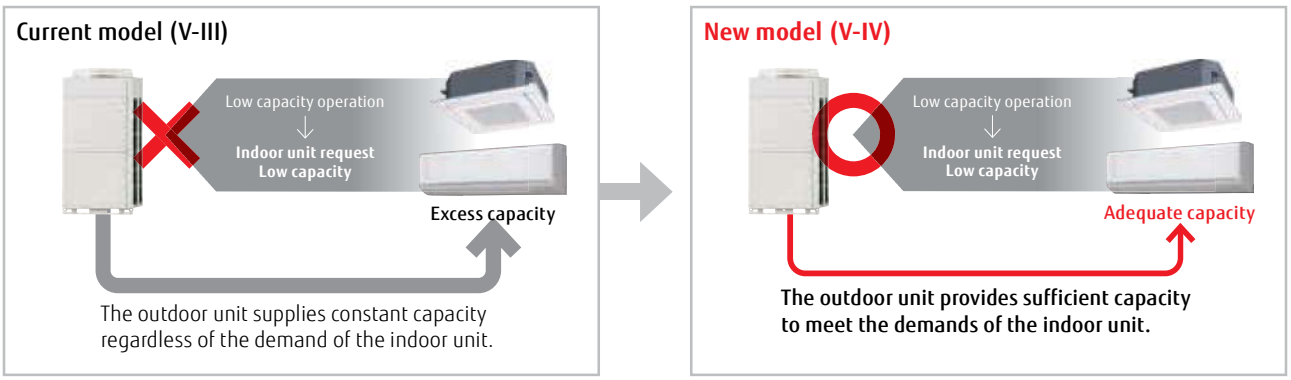

* The improvements due to the control and the actual sine wave vary depending on the combination of the indoor unit and system operating conditions.

Efficiency in actual operating conditions

The use of our proprietary heat exchanger structure and high-efficiency DC twin-rotary compressors achieves the class-leading coefficient of performance (COP) in every combination.

Space saving combination

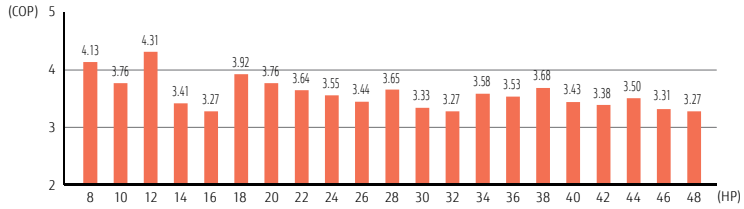

* These specifications are determined by Cassette combination.

Energy efficiency combination

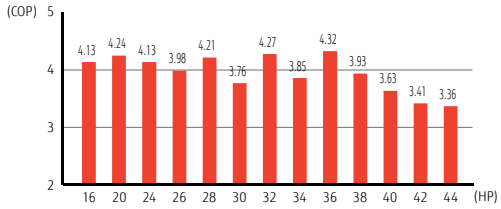

*Multiple outdoor units are not certified by Eurovent.

The energy-saving technology that boosted operation efficiency



Powerful large propeller fan

The fan uses CFD* technology to achieve both high performance and low noise operation. *CFD: Computational Fluid Dynamics

3-phase DC fan motor

The use of a DC fan motor with sophisticated driver control improves energy efficiency substantially. In addition, low noise is realized by the DC fan motor.

Sine-wave DC inverter control

High-efficiency is realized by the adoption of reduced switching loss IPM.

4-face heat exchanger

The 4-face heat exchanger increases the effective surface area and significantly improves heat-exchanging efficiency.

Subcooloing heat exchanger

High heat exchange efficiency is achieved by using an internal projection-shape double-pipe construction.

High-efficient, large-capacity DC twin-rotary compressor

Large-capacity high-efficient DC twin-rotary compressor with excellent intermediate capability.

Front intake port (Corner cut air inlet structure)

In multiple outdoor unit installations, the unique front intake design improves airflow into the heat exchanger.

High Reliability

Outdoor unit rotation

The compressor starting order is rotated to equalize the cumulative running time of each unit.

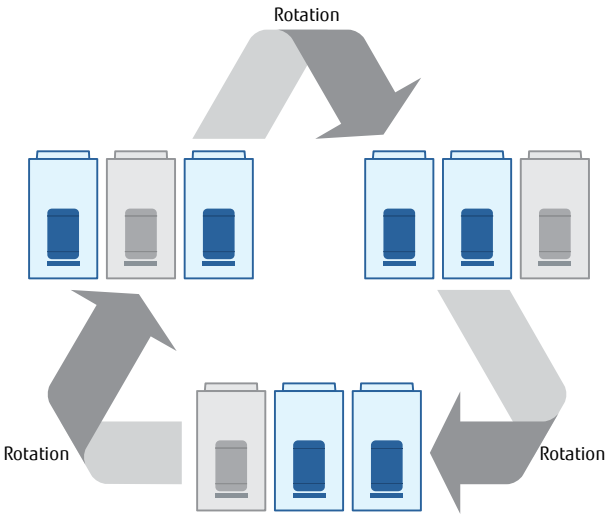

The start and stop timings are alternated among connected compressors.

Backup operation

If one compressor fails, the other compressors will initiate backup operation*.

Note: Backup operation may not be possible depending on the cause of failure.

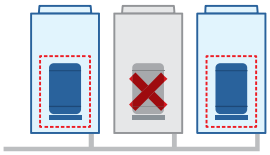

Advanced refrigerant control

Compressor control logic controls the inverter speed to balance the mass airflow rate of refrigerant in each outdoor unit.

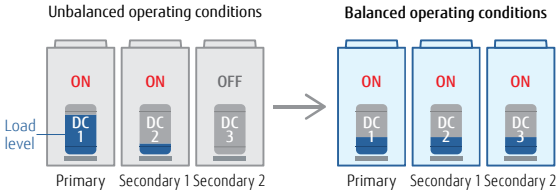

Protection against liquid flowback

The use of a large accumulator means that refrigerant that has not been completely vaporized stays inside the accumulator to ensure no liquid refrigerant is fed into the compressor.

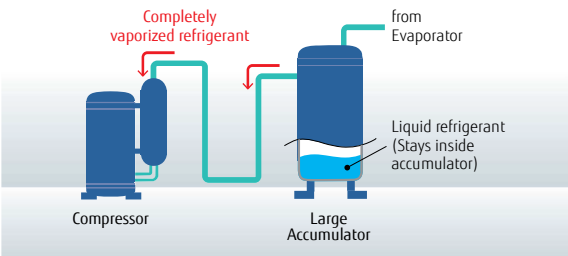

Blue fin heat exchanger

The anti-corrosion blue fin treatment is applied to the heat exchanger of the outdoor unit.

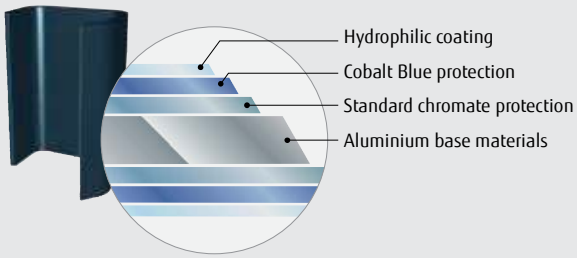

High-capacity connection

Series		Connectable indoor unit capacity range	Connectable indoor units
	VRF V-IV Series Heat Pump Modular type	50% to 150%	up to 64

Max. allowable overall pipe length: 1,000 m

The class-leading pipe length of 1,000 m increases flexibility of installation in a wide variety of buildings.

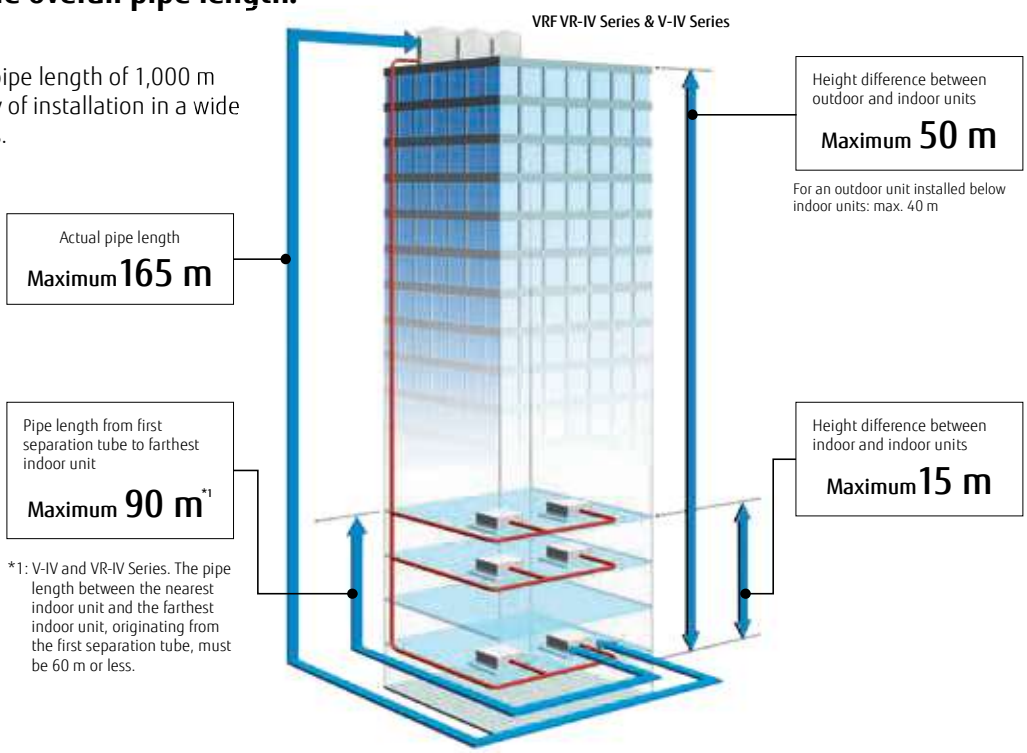

*1: V-IV and VR-IV Series. The pipe length between the nearest indoor unit and the farthest indoor unit, originating from the first separation tube, must be 60 m or less.

Wide operating temperature range

All outdoor units have a wide operating temperature range and can operate in extreme temperature conditions.

*6: When multiple outdoor units are connected, their operating temperature range is from -5°C to 46°C in cooling.
*7: The operating range is -15°C to 46°C only for systems with all indoor units rated at 5.6 kW or more.

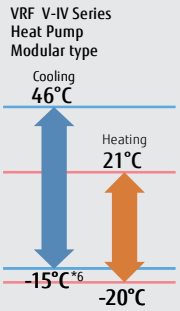

Low ambient operation

Our refrigeration cycle technology enables cooling operation even at -15°C.

Outdoor units lineup• Combinations other than those listed below are not recommended.

Space saving combination

22.4 kW (8 HP) AJY072LALDH UNIT: AJY072LALDH	28.0 kW (10 HP) AJY090LALDH UNIT: AJY090LALDH	33.5 kW (12 HP) AJY108LALDH UNIT: AJY108LALDH	40.0 kW (14 HP) AJY126LALDH UNIT: AJY126LALDH	45.0 kW (16 HP) AJY144LALDH UNIT: AJY144LALDH
50.4 kW (18 HP) AJY162LALDH UNIT: AJY090/072LALDH	56.0 kW (20 HP) AJY180LALDH UNIT: AJY090/090LALDH	62.4 kW (22 HP) AJY198LALDH UNIT: AJY126/072LALDH	68.0 kW (24 HP) AJY216LALDH UNIT: AJY126/090LALDH	73.0 kW (26 HP) AJY234LALDH UNIT: AJY144/090LALDH
78.5 kW (28 HP) AJY252LALDH UNIT: AJY144/108LALDH	85.0 kW (30 HP) AJY270LALDH UNIT: AJY144/126LALDH	90.0 kW (32 HP) AJY288LALDH UNIT: AJY144/144LALDH	95.4 kW(34 HP) AJY306LALDH UNIT: AJY144/090/072LALDH	101.0 kW (36 HP) AJY324LALDH UNIT: AJY144/090/090LALDH
106.5 kW (38 HP) AJY342LALDH UNIT: AJY144/108/090LALDH	113.0 kW (40 HP) AJY360LALDH UNIT: AJY144/126/090LALDH	118.0 kW (42 HP) AJY378LALDH UNIT: AJY144/144/090LALDH	123.5 kW (44 HP) AJY396LALDH UNIT: AJY144/144/108LALDH	130.0 kW (46 HP) AJY414LALDH UNIT: AJY144/144/126LALDH
135.0 kW (48 HP) AJY432LALDH UNIT: AJY144/144/144LALDH				

Energy efficiency combination

44.8 kW (16 HP) AJY144LALDHH UNIT: AJY072/072LALDH	55.9 kW (20 HP) AJY180LALDHH UNIT: AJY108/072LALDH	67.2 kW (24 HP) AJY216LALDHH UNIT: AJY072/072/072LALDH	72.8 kW (26 HP) AJY234LALDHH UNIT: AJY090/072/072LALDH	78.3 kW (28 HP) AJY252LALDHH UNIT: AJY108/072/072LALDH
84.8 kW (30 HP) AJY270LALDHH UNIT: AJY126/072/072LALDH	89.4 kW (32 HP) AJY288LALDHH UNIT: AJY108/108/072LALDH	95.9 kW (34 HP) AJY306LALDHH UNIT: AJY126/108/072LALDH	100.5 kW (36 HP) AJY324LALDHH UNIT: AJY108/108/108LALDH	107.0 kW (38 HP) AJY342LALDHH UNIT: AJY126/108/108LALDH
113.5 kW (40 HP) AJY360LALDHH UNIT: AJY126/126/108LALDH	120.0 kW (42 HP) AJY378LALDHH UNIT: AJY126/126/126LALDH	125.0 kW (44 HP) AJY396LALDHH UNIT: AJY144/126/126LALDH		

8, 10 HP: AJY072LALDH / AJY090LALDH
12, 14, 16 HP: AJY108LALDH / AJY126LALDH / AJY144LALDH

8, 10 HP　　12, 14, 16 HP

Dimensions

(Unit: mm)

8, 10 HP

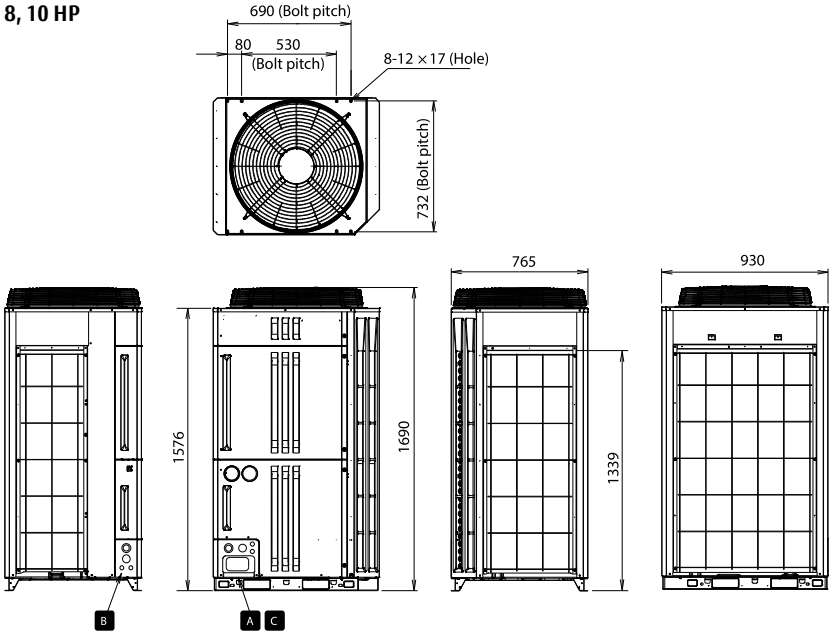

12, 14, 16 HP

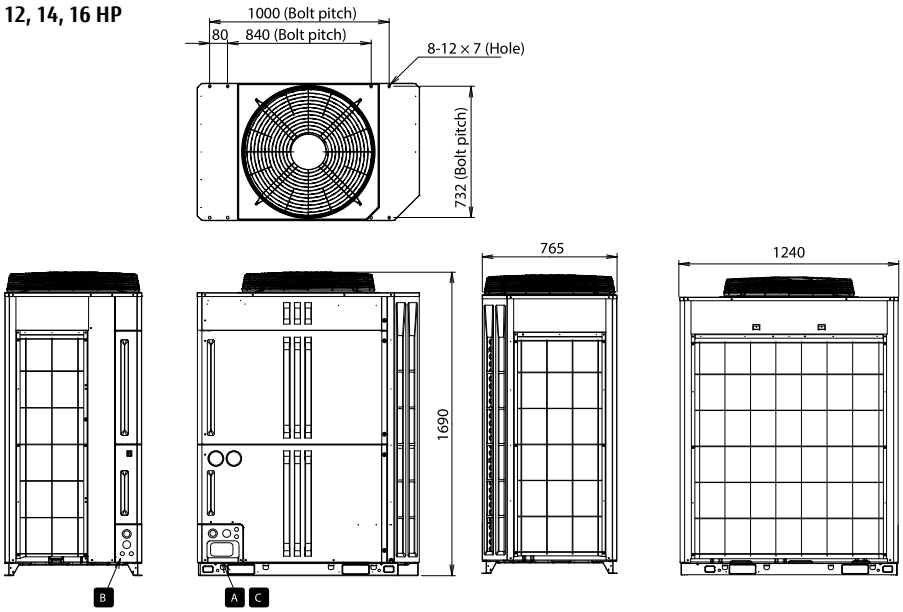

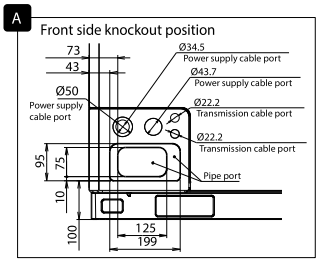

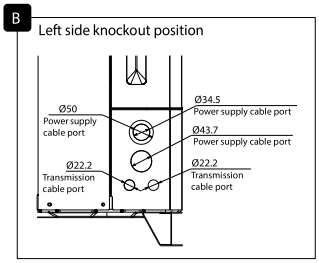

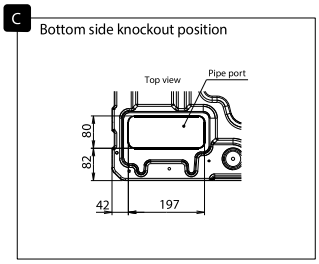

Outdoor unit specifications

Space saving combination

Rated capacity range		HP	8	10	12	14	16	18	20	22	24
Model name			AJY072LALDH	AJY090LALDH	AJY108LALDH	AJY126LALDH	AJY144LALDH	AJY162LALDH	AJY180LALDH	AJY198LALDH	AJY216LALDH
Unit 1 Unit 2 Unit 3			AJY072LALDH	AJY090LALDH	AJY108LALDH	AJY126LALDH	AJY144LALDH	AJY090LALDH AJY072LALDH	AJY090LALDH AJY090LALDH	AJY126LALDH AJY072LALDH	AJY126LALDH AJY090LALDH
Maximum connectable indoor units*1			17	21	26	30	34	39	43	47	52
Connectable capacity range of indoor units		kW	11.2-33.6	14.0-42.0	16.8-50.2	20.0-60.0	22.5-67.5	25.2-75.6	28.0-84.0	31.2-93.6	34.0-102.0
Power source			3-phase, 4-wire, ~400 V, 50 Hz								
Capacity	Cooling	kW	22.4	28.0	33.5	40.0	45.0	50.4	56.0	62.4	68.0
	Nominal Heating		22.4	28.0	33.5	40.0	45.0	50.4	56.0	62.4	68.0
	Max. Heating		25.0	31.5	37.5	45.0	48.0	56.5	63.0	70.0	76.5
Input power	Cooling	kW	5.95	9.06	9.54	13.18	16.74	15.01	18.12	19.13	22.24
	Nominal Heating		5.42	7.44	7.76	11.74	13.76	12.86	14.88	17.16	19.18
	Max. Heating		6.26	8.98	9.48	14.00	15.02	15.24	17.96	20.26	22.98
EER	Cooling	W/W	3.76	3.09	3.51	3.03	2.68	3.36	3.09	3.26	3.06
COP	Nominal Heating		4.13	3.76	4.31	3.41	3.27	3.92	3.76	3.64	3.55
	Max. Heating		3.99	3.50	3.95	3.21	3.19	3.71	3.51	3.46	3.33
SEER	Cooling		7.09	6.56	7.33	6.67	6.18	6.83	6.56	6.64	6.62
SCOP	Heating		3.83	3.80	4.19	4.19	4.27	3.82	3.80	4.05	4.00
ηc	Cooling	%	281.0	259.0	290.0	264.0	244.0	270.0	259.0	262.5	261.5
ηh	Heating		150.0	149.0	165.0	165.0	168.0	149.5	149.0	159.0	157.0
Air flow rate	High	m^3/h	11,100	11,100	13,000	13,000	13,700	11,100×2	11,100 × 2	13,000 + 11,100	13,000 + 11,100
Sound pressure level*2/ Power level	Cooling	dB(A)	58 / 79	58 / 79	58 / 81	62 / 84	63 / 86	61 / 82	61 / 82	63 / 85	63 / 85
	Heating		59 / 80	60 / 81	60 / 83	64 / 85	65 / 87	63 / 84	63 / 84	65 / 86	65 / 86
Max. External static pressure		Pa	82	82	82	82	82	82	82	82	82
Compressor motor output		kW	7.5	7.5	11.0	11.0	11.0	7.5×2	7.5 × 2	11.0 + 7.5	11.0 + 7.5
Heat exchanger fin			Blue fin	Blue fin	Blue fin	Blue fin	Blue fin	Blue fin	Blue fin	Blue fin	Blue fin
Net Dimensions	Height	mm	1,690	1,690	1,690	1,690	1,690	1,690	1,690	1,690	1,690
	Width		930	930	1,240	1,240	1,240	930 × 2	930 × 2	1,240 + 930	1,240 + 930
	Depth		765	765	765	765	765	765	765	765	765
Weight		kg	252	252	275	275	275	252 × 2	252 × 2	275 + 252	275 + 252
Refrigerant	Type (Global Warming Potential)		R410A (2,088)	R410A (2,088)	R410A (2,088)	R410A (2,088)	R410A (2,088)	R410A (2,088)	R410A (2,088)	R410A (2,088)	R410A (2,088)
	Charge	kg (CO2eq-T)	11.7 (24.4)	11.7 (24.4)	11.8 (24.6)	11.8 (24.6)	11.8 (24.6)	11.7 × 2 (24.4 × 2)	11.7 × 2 (24.4 × 2)	11.8 + 11.7 (24.6 + 24.4)	11.8 + 11.7 (24.6 + 24.4)
Connection pipe diameter	Liquid	mm	12.70	12.70	12.70	12.70	12.70	15.88	15.88	15.88	15.88
	Gas		22.22	22.22	28.58	28.58	28.58	28.58	28.58	34.92	34.92
Operating Range	Cooling	°CDB	-15 to 46	-15 to 46	-15 to 46	-15 to 46	-15 to 46	-5 to 46	-5 to 46	-5 to 46	-5 to 46
	Heating		-20 to 21	-20 to 21	-20 to 21	-20 to 21	-20 to 21	-20 to 21	-20 to 21	-20 to 21	-20 to 21
Unit List Price		**£**	**7,268**	**8,049**	**9,720**	**11,390**	**13,756**	**15,317**	**16,098**	**18,658**	**19,439**

Energy Efficiency Combination

Rated capacity range		HP	16	20	24	26	28	30
Model name			AJY144LALDHH	AJY180LALDHH	AJY216LALDHH	AJY234LALDHH	AJY252LALDHH	AJY270LALDHH
Unit 1 Unit 2 Unit 3			AJY072LALDH AJY072LALDH	AJY108LALDH AJY072LALDH	AJY072LALDH AJY072LALDH AJY072LALDH	AJY090LALDH AJY072LALDH AJY072LALDH	AJY108LALDH AJY072LALDH AJY072LALDH	AJY126LALDH AJY072LALDH AJY072LALDH
Maximum connectable indoor units*1			34	43	52	56	60	64
Connectable capacity range of indoor units		kW	22.4-67.2	28.0-83.8	33.6-100.8	36.4-109.2	39.2-117.4	42.4-127.2
Power source			3-phase, 4-wire, ~400 V, 50 Hz					
Capacity	Cooling	kW	44.8	55.9	67.2	72.8	78.3	84.8
	Nominal Heating		44.8	55.9	67.2	72.8	78.3	84.8
	Max. Heating		50.0	62.5	75.0	81.5	87.5	95.0
Input power	Cooling	kW	11.90	15.49	17.85	20.96	21.44	25.08
	Nominal Heating		10.84	13.18	16.26	18.28	18.60	22.58
	Max. Heating		12.52	15.74	18.78	21.50	22.00	26.52
EER	Cooling	W/W	3.76	3.61	3.76	3.47	3.65	3.38
COP	Nominal Heating		4.13	4.24	4.13	3.98	4.21	3.76
	Max. Heating		3.99	3.97	3.99	3.79	3.98	3.58
SEER	Cooling		7.09	7.21	7.09	6.91	7.17	6.79
SCOP	Heating		3.83	4.01	3.83	3.82	3.95	3.98
ηc	Cooling	%	281.0	285.5	281.0	273.7	284.0	275.3
ηh	Heating		150.0	157.5	150.0	149.7	155.0	155.0
Air flow rate	High	m^3/h	11,100 × 2	13,000 + 11,100	11,100 × 3	11,000 × 3	13,000 + 11,100 × 2	13,000 + 11,100 × 2
Sound pressure level*2/ Power level	Cooling	dB(A)	61 / 82	61 / 83	63 / 84	63 / 84	63 / 85	65 / 86
	Heating		62 / 83	63 / 85	64 / 85	64 / 85	64 / 86	66 / 87
Max. External static pressure		Pa	82	82	82	82	82	82
Compressor motor output		kW	7.5 × 2	11.0 + 7.5	7.5 × 3	7.5 × 3	11.0 + 7.5 × 2	11.0 + 7.5 × 2
Heat exchanger fin			Blue fin	Blue fin	Blue fin	Blue fin	Blue fin	Blue fin
Net Dimensions	Height	mm	1,690	1,690	1,690	1,690	1,690	1,690
	Width		930 × 2	1,240 + 930	930 × 3	930 × 3	1,240 + 930 × 2	1,240 + 930 × 2
	Depth		765	765	765	765	765	765
Weight		kg	252 × 2	275 + 252	252 × 3	252 × 3	275 + 252 × 2	275 + 252 × 2
Refrigerant	Type (Global Warming Potential)		R410A (2,088)	R410A (2,088)	R410A (2,088)	R410A (2,088)	R410A (2,088)	R410A (2,088)
	Charge	kg (CO2eq-T)	11.7 × 2 (24.4 × 2)	11.8 + 11.7 (24.6 + 24.4)	11.7 × 3 (24.4 × 3)	11.7 × 3 (24.4 × 3)	11.8 + 11.7 × 2 (24.6 + 24.4 × 2)	11.8 + 11.7 × 2 (24.6 + 24.4 × 2)
Connection pipe diameter	Liquid	mm	12.70	15.88	15.88	15.88	15.88	19.05
	Gas		28.58	28.58	34.92	34.92	34.92	34.92
Operating Range	Cooling	°CDB	-5 to 46	-5 to 46	-5 to 46	-5 to 46	-5 to 46	-5 to 46
	Heating		-20 to 21	-20 to 21	-20 to 21	-20 to 21	-20 to 21	-20 to 21
Unit List Price		**£**	**14,536**	**16,988**	**21,804**	**22,585**	**24,256**	**25,926**

Note: Specifications are subject to the following conditions:
Cooling: Indoor temperature of 27°CDB/19°CWB, and outdoor temperature of 35°CDB/24°CWB.
Heating: Indoor temperature of 20°CDB/(15°CWB), and outdoor temperature of 7°CDB/6°CWB.
Pipe length: 7.5 m; Height difference between outdoor unit and indoor unit: 0 m.

When cooling operation is be conducted at an outdoor air temperature below -5°C,
the outdoor unit must be installed in a position that is higher than or equal to that of the indoor units.
* These specifications are determined by ducted combination.
*Multiple outdoor units are not certified by Eurovent.

26	28	30	32	34	36	38	40	42	44	46	48
AJY234LALDH	**AJY252LALDH**	**AJY270LALDH**	**AJY288LALDH**	**AJY306LALDH**	**AJY324LALDH**	**AJY342LALDH**	**AJY360LALDH**	**AJY378LALDH**	**AJY396LALDH**	**AJY414LALDH**	**AJY432LALDH**
AJY144LALDH AJY090LALDH	AJY144LALDH AJY108LALDH	AJY144LALDH AJY126LALDH	AJY144LALDH AJY144LALDH	AJY144LALDH AJY090LALDH AJY072LALDH	AJY144LALDH AJY090LALDH AJY090LALDH	AJY144LALDH AJY108LALDH AJY090LALDH	AJY144LALDH AJY126LALDH AJY090LALDH	AJY144LALDH AJY144LALDH AJY090LALDH	AJY144LALDH AJY144LALDH AJY108LALDH	AJY144LALDH AJY144LALDH AJY126LALDH	AJY144LALDH AJY144LALDH AJY144LALDH
56	60	64	64	64	64	64	64	64	64	64	64
36.5-109.5	39.3-117.7	42.5-127.5	45.0-135.0	47.7-143.1	50.5-151.5	53.3-159.7	56.5-169.5	59.0-177.0	61.8-185.2	65.0-195.0	67.5-202.5
3-phase, 4-wire, ~400 V, 50 Hz											
73.0	78.5	85.0	90.0	95.4	101.0	106.5	113.0	118.0	123.5	130.0	135.0
73.0	78.5	85.0	90.0	95.4	101.0	106.5	113.0	118.0	123.5	130.0	135.0
79.5	85.5	93.0	96.0	104.5	111.0	117.0	124.5	127.5	133.5	141.0	144.0
25.80	26.28	29.92	33.48	31.75	34.86	35.34	38.98	42.54	43.02	46.66	50.22
21.20	21.52	25.50	27.52	26.62	28.64	28.96	32.94	34.96	35.28	39.26	41.28
24.00	24.50	29.02	30.04	30.26	32.98	33.48	38.00	39.02	39.52	44.04	45.06
2.83	2.99	2.84	2.69	3.00	2.90	3.01	2.90	2.77	2.87	2.79	2.69
3.44	3.65	3.33	3.27	3.58	3.53	3.68	3.43	3.38	3.50	3.31	3.27
3.31	3.49	3.20	3.20	3.45	3.37	3.49	3.28	3.27	3.38	3.20	3.20
6.37	6.76	6.43	6.18	6.61	6.43	6.69	6.47	6.31	6.56	6.34	6.18
4.04	4.23	4.23	4.27	3.97	3.96	4.09	4.09	4.11	4.24	4.24	4.27
251.5	267.0	254.0	244.0	261.3	254.0	264.3	255.7	249.0	259.3	250.7	244.0
158.5	166.5	166.5	168.0	155.7	155.3	160.7	160.7	161.7	167.0	167.0	168.0
13,700 + 11,100	13,700 + 13,000	13,700 + 13,000	13,700 × 2	13,700+11,100×2	13,700+11,100×2	13,700+13,000+11,100	13,700 + 13,000 + 11,100	13,700 × 2 + 11,100	13,700×2+13,000	13,700×2+13,000	13,700 × 3
64 / 87	64 / 87	66 / 88	66 / 89	65 / 87	65 / 87	65 / 88	66 / 89	67 / 89	67 / 90	67 / 90	68 / 91
66 / 88	66 / 88	68 / 89	68 / 90	67 / 89	67 / 89	67 / 89	68 / 90	69 / 91	69 / 91	69 / 91	70 / 92
82	82	82	82	82	82	82	82	82	82	82	82
11.0 + 7.5	11.0×2	11.0 × 2	11.0 × 2	11.0+7.5×2	11.0+7.5×2	11.0 × 2 + 7.5	11.0 × 2 + 7.5	11.0 × 2 + 7.5	11.0×3	11.0×3	11.0×3
Blue fin	Blue fin	Blue fin	Blue fin	Blue fin	Blue fin	Blue fin	Blue fin	Blue fin	Blue fin	Blue fin	Blue fin
1,690	1,690	1,690	1,690	1,690	1,690	1,690	1,690	1,690	1,690	1,690	1,690
1,240 + 930	1,240 × 2	1,240 × 2	1,240 × 2	1,240 + 930 × 2	1,240 + 930 × 2	1,240 × 2 + 930	1,240 × 2 + 930	1,240 × 2 + 930	1,240 × 3	1,240 × 3	1,240 × 3
765	765	765	765	765	765	765	765	765	765	765	765
275 + 252	275 × 2	275 × 2	275 × 2	275 + 252 × 2	275 + 252 × 2	275 × 2 + 252	275 × 2 + 252	275 × 2 + 252	275 × 3	275 × 3	275 × 3
R410A (2,088)	R410A (2,088)	R410A (2,088)	R410A (2,088)	R410A (2,088)	R410A (2,088)	R410A (2,088)	R410A (2,088)	R410A (2,088)	R410A (2,088)	R410A (2,088)	R410A (2,088)
11.8 + 11.7 (24.6 + 24.4)	11.8 × 2 (24.6 × 2)	11.8 × 2 (24.6 × 2)	11.8 × 2 (24.6 × 2)	11.8 + 11.7 × 2 (24.6 + 24.4 × 2)	11.8 + 11.7 × 2 (24.6 + 24.4 × 2)	11.8 × 2 + 11.7 (24.6 × 2 + 24.4)	11.8 × 2 + 11.7 (24.6 × 2 + 24.4)	11.8 × 2 + 11.7 (24.6 × 2 + 24.4)	11.8 × 3 (24.6 × 3)	11.8 × 3 (24.6 × 3)	11.8 × 3 (24.6 × 3)
15.88	15.88	19.05	19.05	19.05	19.05	19.05	19.05	19.05	19.05	19.05	19.05
34.92	34.92	34.92	34.92	34.92	41.27	41.27	41.27	41.27	41.27	41.27	41.27
-5 to 46	-5 to 46	-5 to 46	-5 to 46	-5 to 46	-5 to 46	-5 to 46	-5 to 46	-5 to 46	-5 to 46	-5 to 46	-5 to 46
-20 to 21	-20 to 21	-20 to 21	-20 to 21	-20 to 21	-20 to 21	-20 to 21	-20 to 21	-20 to 21	-20 to 21	-20 to 21	-20 to 21
21,805	**23,476**	**25,146**	**27,512**	**29,073**	**29,854**	**31,525**	**33,195**	**35,561**	**37,232**	**38,902**	**41,268**

32	34	36	38	40	42	44
AJY288LALDHH	**AJY306LALDHH**	**AJY324LALDHH**	**AJY342LALDHH**	**AJY360LALDHH**	**AJY378LALDHH**	**AJY396LALDHH**
AJY108LALDH AJY108LALDH AJY072LALDH	AJY126LALDH AJY108LALDH AJY072LALDH	AJY108LALDH AJY108LALDH AJY108LALDH	AJY126LALDH AJY108LALDH AJY108LALDH	AJY126LALDH AJY126LALDH AJY108LALDH	AJY126LALDH AJY126LALDH AJY126LALDH	AJY144LALDH AJY126LALDH AJY126LALDH
64	64	64	64	64	64	64
44.7-134.1	48.0-143.8	50.3-150.7	53.5-160.5	56.8-170.2	60.0-180.0	62.5-187.5
3-phase, 4-wire, ~400 V, 50 Hz						
89.4	95.9	100.5	107.0	113.5	120.0	125.0
89.4	95.9	100.5	107.0	113.5	120.0	125.0
100.0	107.5	112.5	120.0	127.5	135.0	138.0
25.03	28.67	28.62	32.26	35.90	39.54	43.10
20.94	24.92	23.28	27.26	31.24	35.22	37.24
25.22	29.74	28.44	32.96	37.48	42.00	43.02
3.57	3.34	3.51	3.32	3.16	3.03	2.90
4.27	3.85	4.32	3.93	3.63	3.41	3.36
3.97	3.61	3.96	3.64	3.40	3.21	3.21
7.25	7.03	7.33	7.11	6.89	6.67	6.51
4.07	4.07	4.19	4.19	4.19	4.19	4.22
287.0	278.3	290.0	281.3	272.7	264.0	257.3
160.0	160.0	165.0	165.0	165.0	165.0	166.0
13,000 × 2 + 11,100	13,000 × 2 + 11,100	13,000 × 3	13,000 × 3	13,000 × 3	13,000 × 3	13,700 + 13,000 × 2
63 / 85	65 / 87	63 / 86	65 / 87	66 / 88	67 / 89	67 / 90
64 / 87	66 / 88	65 / 88	67 / 89	68 / 89	69 / 90	69 / 91
82	82	82	82	82	82	82
11.0 × 2 + 7.5	11.0 × 2 + 7.5	11.0 × 3	11.0 × 3	11.0 × 3	11.0 × 3	11.0 × 3
Blue fin	Blue fin	Blue fin	Blue fin	Blue fin	Blue fin	Blue fin
1,690	1,690	1,690	1,690	1,690	1,690	1,690
1,240 × 2 + 930	1,240 × 2 + 930	1,240 × 3	1,240 × 3	1,240 × 3	1,240 × 3	1,240 × 3
765	765	765	765	765	765	765
275 × 2 + 252	275 × 2 + 252	275 × 3	275 × 3	275 × 3	275 × 3	275 × 3
R410A (2,088)	R410A (2,088)	R410A (2,088)	R410A (2,088)	R410A (2,088)	R410A (2,088)	R410A (2,088)
11.8 × 2 + 11.7 (24.6 × 2 + 24.4)	11.8 × 2 + 11.7 (24.6 × 2 + 24.4)	11.8 × 3 (24.6 × 3)	11.8 × 3 (24.6 × 3)	11.8 × 3 (24.6 × 3)	11.8 × 3 (24.6 × 3)	11.8 × 3 (24.6 × 3)
19.05	19.05	19.05	19.05	19.05	19.05	19.05
34.92	34.92	41.27	41.27	41.27	41.27	41.27
-5 to 46	-5 to 46	-5 to 46	-5 to 46	-5 to 46	-5 to 46	-5 to 46
-20 to 21	-20 to 21	-20 to 21	-20 to 21	-20 to 21	-20 to 21	-20 to 21
26,708	**28,378**	**29,160**	**30,830**	**32,500**	**34,170**	**36,536**

*1 Minimum connectable indoor unit number is 2.
However, the ARXC72 and ARXC90 can be used with a signal connection.
*2 The noise level is the value measured in an anechoic room.
When measured in an actual installation, the measured value is typically larger than the indicated value due to ambient noise and reflections.
* These specifications are determined by ducted combination.

VRF INDOOR UNITS

17 types and 95 models available to meet the requirements of any building design.

Indoor units for the VRF Systems are compact, highly efficient, quiet, and user-friendly. Fujitsu General offers a variety of types and capacities for its indoor units that are easy to install and maintain. In addition, a variety of optional parts are available to provide an even more desirable air conditioning experience to users.

VRF Indoor Unit Lineup for J-VS

Capacity range (kW)				1.1	1.7
Class				4	5
Cassette	Compact type	Compact Grid type/Standard type		AUXB004HLAH	AUXB005HLAH
Duct	Low Static Pressure Duct	Slim Duct (With drain pump)	 004 - 014 018 024	ARXD004HLAH	ARXD005HLAH
Wall-mounted type		Wall-mounted type	 004 - 014	ASYA004HCAH	ASYA005HCAH
		Wall-mounted type (EEV external)	 004 - 014	ASYE004HCAH	ASYE005HCAH
				This model requires the EV kit to be connected.	

	2.2	2.8	3.6	4.0	4.5	5.6	7.1
	7	9	12	14	14	18	24
	AUXB007HLAH	AUXB009HLAH	AUXB012HLAH		AUXB014HLAH	AUXB018HLAH	
	ARXD007HLAH	ARXD009HLAH	ARXD012HLAH		ARXD014HLAH	ARXD018HLAH	ARXD024HLAH
	ASYA007HCAH	ASYA009HCAH	ASYA012HCAH	ASYA014HCAH			
	ASYE007HCAH	ASYE009HCAH	ASYE012HCAH	ASYE014HCAH			
This model requires the EV kit to be connected.							

*1: Production by order
Specifications and design are subject to change without notice.
*Products other than ducts can be connected to J-IV, J-IVS, J-IVL, V-IV, VR-IV

NEW

Switching room temperature sensing position for improved heating comfort (Option)

The optional remote sensor kit (UTY-XSZXZ1) can be connected to the indoor unit to improve comfort by installing the unit at a height appropriate for the living environment.

Connectable products


ALL Cassette types


ALL Duct types


ALL Wall-mounted types

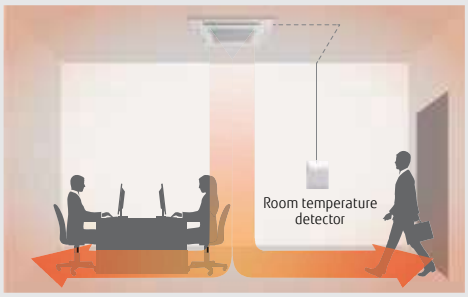

NEW

Compact Cassette

Grid type

DC FAN

Compact and stylish panel

The compact and stylish panel fits nicely into a grid type ceiling. The linear design is a perfect fit into a grid of 620 mm × 620 mm in the ceiling.



Easy maintenance

You can access the unit for maintenance just by removing a ceiling panel right next to the grille. As no inspection hole needs to be cut through the ceiling, no additional construction cost is incurred.



The air inlet grille can be installed to open in any direction for easy maintenance.

Flexible installation

The unit fits nicely into the decor of a grid type ceiling and can be installed near a lighting or a ventilation opening.

High ceiling mode

The cassette can be installed up to a height of 3.0 m. (012/014/018).

Model code	Maximum height from floor to ceiling (m)	
	Standard mode	High ceiling mode
004	2.7	-
005	2.7	-
007	2.7	-
009	2.7	-
012	2.7	3.0
014	2.7	3.0
018	2.7	3.0

Model: AUXB004HLAH / AUXB005HLAH / AUXB007HLAH / AUXB009HLAH
AUXB012HLAH / AUXB014HLAH / AUXB018HLAH

Specifications

Model name			AUXB004HLAH	AUXB005HLAH	AUXB007HLAH	AUXB009HLAH	AUXB012HLAH	AUXB014HLAH	AUXB018HLAH
Power source			Single phase, 220-240V, 50Hz						
Capacity	Cooling	kW	1.1	1.7	2.2	2.8	3.6	4.5	5.6
	Heating		1.3	1.9	2.8	3.2	4.1	5.0	6.3
Input power		W	21	21	23	24	27	33	50
Airflow rate (Cooling / Heating)*	High	m^3/h	530	530	540	550	600	680	820
	Med-High		490 / 480	490 / 480	500	520	560	620	660
	Med		450 / 430	450 / 430	460	480	520	560	590
	Med-Low		420 / 380	420 / 380	420	440	480	500	520
	Low		390 / 340	390 / 340	390	400	430	440	460
	Quiet		350 / 300	350 / 300	350	350	390	390	400
Sound pressure level (Cooling / Heating)*	High	dB(A)	34	34	34	35	37	39	45
	Med-High		32 / 31	32 / 31	32	33	34	37	39
	Med		30 / 29	30 / 29	30	31	33	34	36
	Med-Low		28 / 26	28 / 26	28	29	31	32	33
	Low		27 / 24	27 / 24	27	27	29	30	30
	Quiet		25 / 21	25 / 21	25	25	27	27	27
Net Dimensions (H × W × D)		mm	245 × 570 × 570						
Weight		kg	14.5	14.5	15	15	15.5	15.5	17
Connection pipe diameter	Liquid (Flare)	Inch	1/4	1/4	1/4	1/4	1/4	1/4	1/4
	Gas (Flare)		3/8	3/8	3/8	3/8	1/2	1/2	1/2
Cassette Grille	Model name		UTG-UFYH-W						
	Net Dimensions (H × W × D)	mm	49 × 620 × 620						
	Weight	kg	2.3	2.3	2.3	2.3	2.3	2.3	2.3
Indoor Unit List Price		**£**	**Future Release Price To Be Confirmed**						
Grille List Price		**£**	**Future Release Price To Be Confirmed**						

Note: Specifications are subject to the following conditions:
Cooling: Indoor temperature of 27°CDB/19°CWB, and outdoor temperature of 35°CDB/24°CWB.
Heating: Indoor temperature of 20°CDB/(15°CWB), and outdoor temperature of 7°CDB/6°CWB.
Pipe length: 7.5 m; Height difference between outdoor unit and indoor unit: 0 m. Voltage: 230 [V]
*The value is the same for cooling and heating if there is one value.

Optional parts

*For more details, please refer to the chapter "Optional parts".

Wireless remote controller:	UTY-LNVY	External power supply unit:	UTZ-GXXD
Flesh Air Intake Kit:	UTZ-VXAA	WLAN adapter:	UTY-TFSXJ3, FG-AC-WIF1Z1
Silver Ion Filter:	UTD-HFAA		
Remote sensor kit:	UTY-XSZXZ1	Gas sensor kit:	UTY-SGZY
Cassette Grille:	UTG-UFYH-W	Expansion kit:	UTZ-JXXA

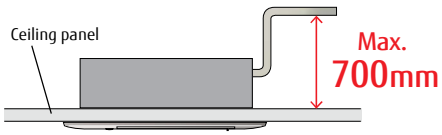

Dimensions

(Unit: mm)

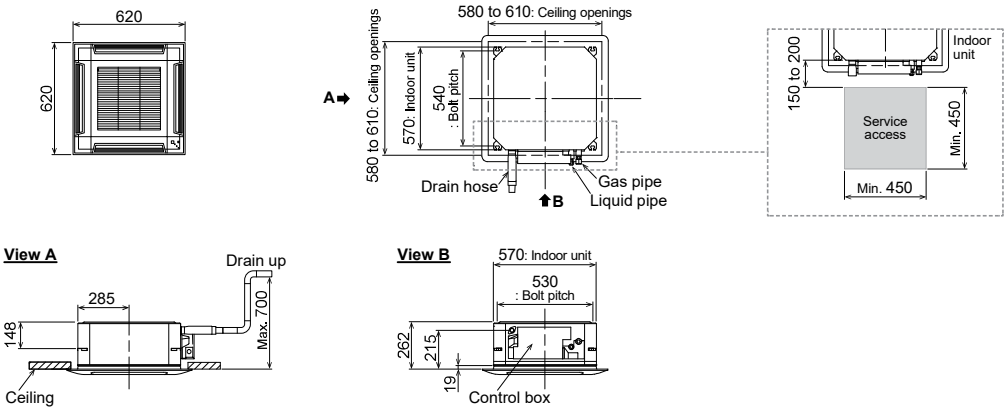

NEW

Low Static Pressure Duct Slim Duct

DC FAN

Slim design

Slim design allows for installation in a tight ceiling space.

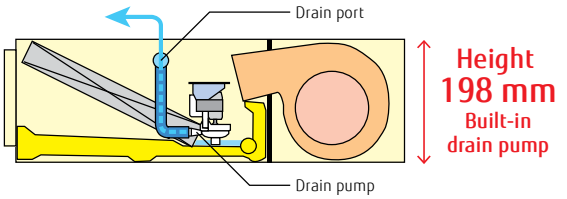

Air intake

Air intake direction can be selected to match the installation site.

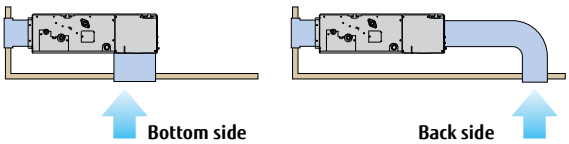

Wide range of static pressures

The use of a DC fan motor makes it possible to adjust the static pressure between 0 and 90 Pa.
The static pressure range can be changed by a remote controller.

Static pressure range
0 to 90 Pa

* 024 model static pressure range is 0 to 50 Pa.

Auto louver grille kit (Option)

The optional clean-looking flat Auto louver blends into any interior and provides a comfortable airflow.

Filter (Accessory)

ARXD004-018

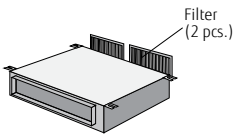

ARXD024

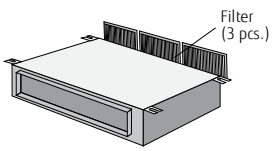

Model: ARXD004HLAH / ARXD005HLAH / ARXD007HLAH / ARXD009HLAH
ARXD012HLAH / ARXD014HLAH / ARXD018HLAH / ARXD024HLAH

ARXD004/005/007/009/012/014HLAH

ARXK018HLAH

ARXK024HLAH

Specifications

Model name			ARXD004HLAH	ARXD005HLAH	ARXD007HLAH	ARXD009HLAH	ARXD012HLAH	ARXD014HLAH	ARXD018HLAH	ARXD024HLAH
Power source			Single phase, 220-240V, 50Hz							
Capacity	Cooling	kW	1.1	1.7	2.2	2.8	3.6	4.5	5.6	7.1
	Heating		1.3	1.9	2.8	3.2	4.0	5.0	6.3	8.0
Input power		W	38	38	41	47	48	84	76	107
Airflow rate	High	m^3/h	530	530	550	600	580	790	930	1,250
	Med-High		480	480	520	550	550	720	880	1,180
	Med		440	440	480	500	520	640	780	1,060
	Med-Low		410	410	450	460	480	560	670	930
	Low		370	370	400	400	430	470	580	810
	Quiet		320	320	360	360	350	370	510	640
Static pressure range		Pa	0 to 90	0 to 90	0 to 90	0 to 90	0 to 90	0 to 90	0 to 90	0 to 50
Standard static pressure			25	25	25	25	25	25	25	25
Sound pressure level	High	dB(A)	26	26	28	29	30	34	34	35
	Med-High		26	26	26	27	28	32	31	32
	Med		25	25	25	25	27	30	29	30
	Med-Low		24	24	24	24	26	28	27	27
	Low		22	22	22	22	24	25	25	24
	Quiet		21	21	21	21	22	22	23	21
Net Dimensions (H × W × D)		mm	198 × 700 × 620						198 × 900 × 620	198 × 1,100 × 620
Weight		kg	16	16	16.5	16.5	17	17	21	25
Connection pipe diameter	Liquid (Flare)	Inch	1/4	1/4	1/4	1/4	1/4	1/4	1/4	3/8
	Gas (Flare)		3/8	3/8	3/8	3/8	1/2	1/2	1/2	5/8
Unit List Price		**£**	**Future Release Price To Be Confirmed**							

Note: Specifications are subject to the following conditions:
Cooling: Indoor temperature of 27°CDB/19°CWB, and outdoor temperature of 35°CDB/24°CWB.
Heating: Indoor temperature of 20°CDB/(15°CWB), and outdoor temperature of 7°CDB/6°CWB.
Pipe length: 7.5 m; Height difference between outdoor unit and indoor unit: 0 m. Voltage: 230 [V]
*1: This value is under cooling operation.

Optional parts

*For more details, please refer to the chapter "Optional parts".

Wireless remote controller:	UTY-LNVY*	Auto Louver Grille Kit:	UTD-GXTA-W (004-014)
Remote sensor unit:	UTY-XSZXZ1		UTD-GXTB-W (018)
IR receiver unit:	UTY-TRHX		UTD-GXTC-W (024)
WLAN adapter:	UTY-TFSXJ3	Silver Ion Filter:	UTD-HFTA (004-014)
	FG-AC-WIF1Z1		UTD-HFTB (018)
External power supply unit:	UTZ-GXXD		UTD-HFTC (024)
Expansion kit:	UTZ-JXXA	Gas sensor kit:	UTY-SGZY

*IR receiver unit (UTY-TRHX) is required.

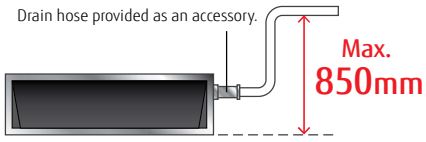

Dimensions

(Unit: mm)

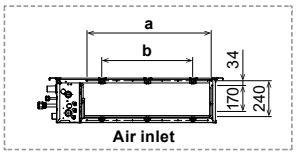

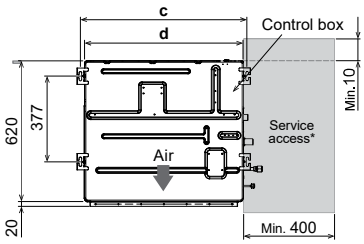

	ARXD 004-014HLAH	ARXD018HLAH	ARXD024HLAH
a	574	774	974
b	P200×2=400	P200×3=600	P200x4=800
c	734	934	1,134
d	700	900	1,100
e	650	850	1,050
f	P100×6=600	P100×8=800	P100×10=1,000

*The design of the service access depends on the installation method. Refer to the installation manual for more information.

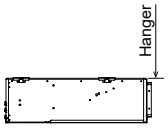

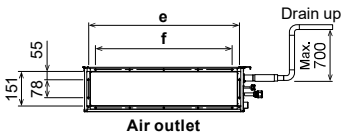

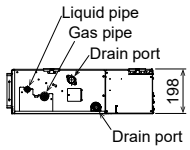

VRF

NEW

Wall-mounted type

DC FAN

Highly-efficiency, compact design

The 004-014 models share the same design.
The high-density and large heat exchanger achieves a highly-efficiency and compact design.
The compact body blends in well with conference rooms and offices, providing comfortable air conditioning.

High-density heat exchanger

Slim tube design: 5 mm

Greater heat-exchanging capacity is achieved through the use of a high-density heat exchanger and a sub-heat exchanger.



More comfortable airflow

The unique power diffuser provides comfortable air conditioning.

Heating

The vertical airflow provides powerful floor-level heating.

Cooling

The left/right airflow avoids blowing cool air directly at the occupants in a room.

Quiet operation & 6-Step fan speed control

The airflow pattern achieves significant noise reduction. Multistep airflow adjustment to suit the environment

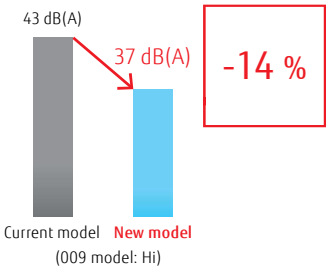

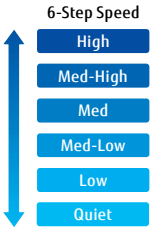

* Remote controller is compatible with the following:
UTY-RNRYZ5 / UTY-RLRY / UTY-RSRY / UTY-RHRY / UTY-DCGYZ3 / UTY-ALGXZ1 / UTY-APGXZ1

The Occupancy sensor contributes to further energy savings.

Energy saving operation starts automatically by detecting the motion of a person. Two modes of save operation mode and stop mode can be selected.

*If you want to use the Occupancy sensor control' function, you need an setting device that can set the Occupancy sensor control' function. For example: Wired RC (Touch panel).

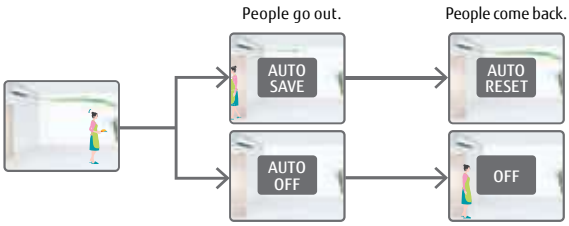

Model: ASYA004HCAH / ASYA005HCAH / ASYA007HCAH
ASYA009HCAH / ASYA012HCAH / ASYA014HCAH

[external EEV]
ASYE004HCAH / ASYE005HCAH / ASYE007HCAH
ASYE009HCAH / ASYE012HCAH / ASYE014HCAH

Specifications

Model name			ASYA004HCAH	ASYA005HCAH	ASYA007HCAH	ASYA009HCAH	ASYA012HCAH	ASYA014HCAH	ASYE004HCAH	ASYE005HCAH	ASYE007HCAH	ASYE009HCAH	ASYE012HCAH	ASYE014HCAH
Power source			Single phase, 220-240V, 50Hz						Single phase, 220-240V, 50Hz					
Capacity	Cooling	kW	1.1	1.7	2.2	2.8	3.6	4.0	1.1	1.7	2.2	2.8	3.6	4.0
	Heating		1.3	1.9	2.8	3.2	4.0	4.5	1.3	1.9	2.8	3.2	4.0	4.5
Input power		W	12	12	16	19	25	35	12	12	16	19	25	35
Airflow rate	High	m^3/h	450	450	550	590	660	770	450	450	550	590	660	770
	Med-High		430	430	490	550	590	710	430	430	490	550	590	710
	Med		400	400	450	490	550	650	400	400	450	490	550	650
	Med-Low		380	380	390	420	510	590	380	380	390	420	510	590
	Low		360	360	360	360	450	530	360	360	360	360	450	530
	Quiet		310	310	320	320	320	320	310	310	320	320	320	320
Sound pressure level	High	dB(A)	31	31	34	37	40	44	31	31	34	37	40	44
	Med-High		30	30	32	34	37	42	30	30	32	34	37	42
	Med		28	28	30	32	34	40	28	28	30	32	34	40
	Med-Low		27	27	28	29	33	37	27	27	28	29	33	37
	Low		26	26	26	26	30	34	26	26	26	26	30	34
	Quiet		22	22	22	22	22	22	22	22	22	22	22	22
Net Dimensions (H × W × D)		mm	268 × 840 × 203						268 × 840 × 203					
Weight		kg	8	8	8.5	8.5	8.5	8.5	8	8	8.5	8.5	8.5	8.5
Connection pipe diameter	Liquid (Flare)	Inch	1/4	1/4	1/4	1/4	1/4	1/4	1/4	1/4	1/4	1/4	1/4	1/4
	Gas (Flare)		3/8	3/8	3/8	3/8	1/2	1/2	3/8	3/8	3/8	3/8	1/2	1/2
EV kit (optional)			–	–	–	–	–	–	UTR-EV09XC				UTR-EV14XC	
Indoor Unit List Price		**£**	**Future Release Price To Be Confirmed**											
EEV List Price		**£**	**Future Release Price To Be Confirmed**											

Note: Specifications are subject to the following conditions:
Cooling: Indoor temperature of 27°CDB/19°CWB, and outdoor temperature of 35°CDB/24°CWB.
Heating: Indoor temperature of 20°CDB/(15°CWB), and outdoor temperature of 7°CDB/6°CWB.
Pipe length: 7.5 m; Height difference between outdoor unit and indoor unit: 0 m. Voltage: 230 [V]
When connecting ASY*004G**H, ASY*007G**H, ASY*009G**H to an outdoor unit other than the outdoor unit of the J-IVL Series, the gas pipe diameter should be 1/2 inch.

Optional parts

*For more details, please refer to the chapter "Optional parts".

Wireless remote controller: UTY-LNVY
External power supply unit: UTZ-GXXD
WLAN adapter: UTY-TFSXJ3, FG-AC-WIF1Z1
Silver Ion Filter: UTR-FA16-5
Remote sensor kit: UTY-XSZXZ1
Gas sensor kit: UTY-SGZY
Expansion kit: UTZ-JXXA

Dimensions

(Unit: mm)

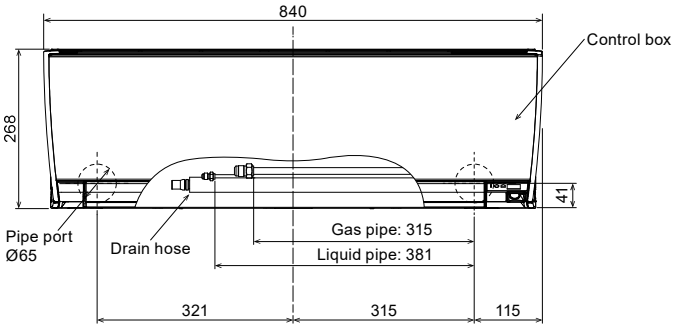

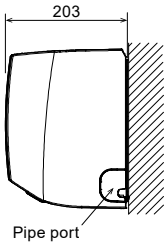

VRF

VRF Indoor Unit Lineup for J-IVS J-IV J-IVL VR-IV V-IV

Capacity range (kW)				1.1	2.2	2.8	3.6
Class				4	7	9	12
Cassette	Compact type	Compact Grid type		AUXB 004 GLEH	AUXB 007 GLEH	AUXB 009 GLEH	AUXB 012 GLEH
	Large type	Circular Flow					
	One-way Flow type	One-way Flow	 004 - 012 014 - 024	AUXV 004 GLEH	AUXV 007 GLEH	AUXV 009 GLEH	AUXV 012 GLEH
	3D Flow type	3D Flow					
Duct	Low Static Pressure Duct	Mini Duct (With drain pump)	 004 - 014 018 024	ARXK 004 GLGH	ARXK 007 GLGH	ARXK 009 GLGH	ARXK 012 GLGH
		Slim Duct (With drain pump)	 04/007 - 014 018 024	ARXD 04 GALH*2	ARXD 007 GLEH	ARXD 009 GLEH	ARXD 012 GLEH
	Medium static pressure duct	Normal					
	High Static Pressure Duct	Normal	 036/45 - 60 072 - 090 096				
Floor		Floor (*Same as Ceiling models)					ABYA 012 GTEH
		Slim Concealed Floor (*Same as Slim Duct models)	 04/007 - 014 018 024	ARXD 04 GALH*2	ARXD 007 GLEH	ARXD 009 GLEH	ARXD 012 GLEH
		Compact Floor		AGYA 004 GCGH	AGYA 007 GCGH	AGYA 009 GCGH	AGYA 012 GCGH
		Compact Floor (EEV external)		AGYE 004 GCEH	AGYE 007 GCEH	AGYE 009 GCEH	AGYE 012 GCEH
				This model requires the EV kit to be connected.			
Ceiling			 012 - 024 030 - 054				ABYA 012 GTEH
Wall-mounted type		Wall-mounted type	 004 - 014 18 - 24 030 - 034	ASYA 004 GCGH	ASYA 007 GCGH	ASYA 009 GCGH	ASYA 012 GCGH
		Wall-mounted type (EEV external)	 004 - 014	ASYE 004 GCEH	ASYE 007 GCEH	ASYE 009 GCEH	ASYE 012 GCEH
				This model requires the EV kit to be connected.			

NEW

Switching room temperature sensing position for improved heating comfort (Option)

The optional remote sensor kit (UTY-XSZXZ1) can be connected to the indoor unit to improve comfort by installing the unit at a height appropriate for the living environment.

Connectable products


ALL Cassette types


ALL Duct types


ALL Wall-mounted types

4.0	4.5	5.6	7.1	9.0	10.0	11.2	12.5	14.0	18.0	22.4	25.0	28.0
14	14	18	24	30	34	36	45	54	60	72	90	96
	AUXB 014 GLEH	AUXB 018 GLEH	AUXB 024 GLEH									
		AUXK 018 GLEH	AUXK 024 GLEH	AUXK 030 GLEH	AUXK 034 GLEH	AUXK 036 GLEH	AUXK 045 GLEH	AUXK 054 GLEH				
	AUXV 014 GLEH	AUXV 018 GLEH	AUXV 024 GLEH									
		AUXS 018 GLEH	AUXS 024 GLEH									
	ARXK 014 GLGH	ARXK 018 GLGH	ARXK 024 GLGH									
	ARXD 014 GLEH	ARXD 018 GLEH	ARXD 024 GLEH									
			ARXA 024 GLEH	ARXA 030 GLEH		ARXA 036 GLEH	ARXA 045 GLEH					
						ARXC 036 GTEH	ARXC 045 GTEH		ARXC 060 GTEH*1	ARXC 072 GTEH*1	ARXC 090 GTEH*1	ARXC 096 GTEH*1
	ABYA 014 GTEH	ABYA 018 GTEH	ABYA 024 GTEH									
	ARXD 014 GLEH	ARXD 018 GLEH	ARXD 024 GLEH									
AGYA 014 GCGH												
AGYE 014 GCEH												
	ABYA 014 GTEH	ABYA 018 GTEH	ABYA 024 GTEH	ABYA 030 GTEH		ABYA 036 GTEH	ABYA 045 GTEH	ABYA 054 GTEH				
ASYA 014 GCGH		ASYA 18 GBCH	ASYA 24 GBCH	ASYA 030 GTEH	ASYA 034 GTEH							
ASYE 014 GCEH												

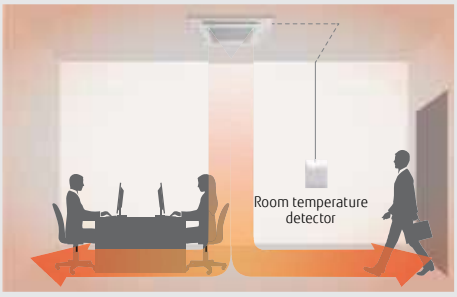

*1: ARXC060/072/090/096G cannot be connected to J-IVS/J-IV Series.
*2: ARXD04GALH cannot be connected to J-IVS/J-IV/J-IVL/VR-IV Series.
Specifications and design are subject to change without notice.

Compact Cassette

Grid type

DC FAN

Compact and stylish panel

The compact and stylish panel fits nicely into a grid type ceiling. The linear design is a perfect fit into a grid of 620 mm × 620 mm in the ceiling.



Easy maintenance

You can access the unit for maintenance just by removing a ceiling panel right next to the grille. As no inspection hole needs to be cut through the ceiling, no additional construction cost is incurred.



The air inlet grille can be installed to open in any direction for easy maintenance.

Flexible installation

The unit fits nicely into the decor of a grid type ceiling and can be installed near a lighting or a ventilation opening.

High ceiling mode

The cassette can be installed up to a height of 3.0 m. (012/014/018/024).

Model code	Maximum height from floor to ceiling (m)	
	Standard mode	High ceiling mode
004	2.7	-
007	2.7	-
009	2.7	-
012	2.7	3.0
014	2.7	3.0
018	2.7	3.0
024	2.7	3.0

Model: AUXB004GLEH / AUXB007GLEH / AUXB009GLEH
AUXB012GLEH / AUXB014GLEH / AUXB018GLEH
AUXB024GLEH

Specifications

Model name			AUXB004GLEH	AUXB007GLEH	AUXB009GLEH	AUXB012GLEH	AUXB014GLEH	AUXB018GLEH	AUXB024GLEH
Power source			Single phase, ~230 V, 50 Hz						
Capacity	Cooling	kW	1.1	2.2	2.8	3.6	4.5	5.6	7.1
	Heating		1.3	2.8	3.2	4.1	5.0	6.3	8.0
Input power		W	23	25	25	29	35	36	84
Airflow rate	High	m^3/h	530/530	540	550	600	680	710	1,030
	Med-High		490/480	500	520	560	620	660	910
	Med		450/430	460	480	520	560	590	790
	Med-Low		420/380	420	440	480	500	520	680
	Low		390/340	390	400	430	440	460	560
	Quiet		350/300	350	350	390	390	400	450
Sound pressure level	High	dB(A)	34/34	34	35	37	38	41	50
	Med-High		32/31	32	33	34	37	39	46
	Med		30/29	30	31	33	34	36	43
	Med-Low		28/26	28	29	31	32	33	39
	Low		27/24	27	27	29	30	30	35
	Quiet		25/21	25	25	27	27	27	30
Net Dimensions (H × W × D)		mm	245 × 570 × 570	245 × 570 × 570	245 × 570 × 570	245 × 570 × 570	245 × 570 × 570	245 × 570 × 570	245 × 570 × 570
Weight		kg	14.5	15	15	15	15	17	17
Connection pipe diameter	Liquid (Flare)	Inch	1/4	1/4	1/4	1/4	1/4	1/4	3/8
	Gas (Flare)		3/8	3/8	3/8	1/2	1/2	1/2	5/8
Cassette Grille	Model name		UTG-UFYE-W						
	Net Dimensions (H × W × D)	mm	49 × 620 × 620/50 × 700 × 700						
	Weight	kg	2.3/2.6						
Indoor unit List Price		**£**	**996**	**996**	**1,018**	**1,049**	**1,118**	**1,171**	**1,296**
Grille List Price		**£**	**204**						

Note: Specifications are subject to the following conditions:
Cooling: Indoor temperature of 27°CDB/19°CWB, and outdoor temperature of 35°CDB/24°CWB.
Heating: Indoor temperature of 20°CDB/(15°CWB), and outdoor temperature of 7°CDB/6°CWB.
Pipe length: 7.5 m; Height difference between outdoor unit and indoor unit: 0 m. Voltage: 230 [V]
*1: This value is under cooling operation.

Optional parts

*For more details, please refer to the chapter "Optional parts".

Cassette Grille:	UTG-UFYE-W	External power supply unit:	UTZ-GXXA, UTZ-GXXC*
Flesh Air Intake Kit:	UTZ-VXAA	WLAN adapter:	UTY-TFSXJ3,
Silver Ion Filter:	UTD-HFAA		FG-AC-WIF1Z1
Remote sensor kit:	UTY-XSZXZ1		

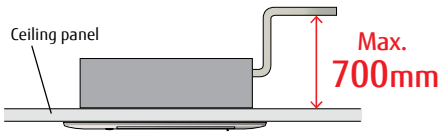

Dimensions

(Unit: mm)

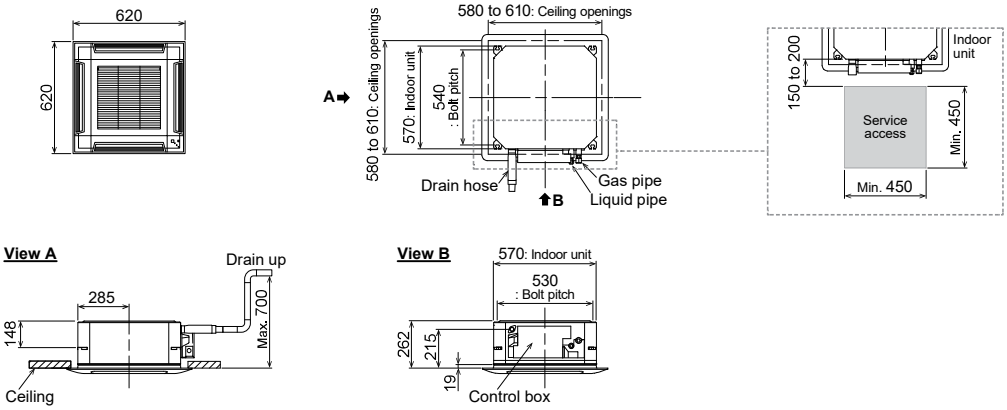

Cassette Large type
Circular Flow

DC FAN

Unique circular flow design

This Cassette type air conditioner is equipped with a high performance DC fan motor, a turbo fan, and a louver to propel powerful airflows in all directions.



Uniform temperature air conditioning

Achieve a comfortable air conditioning spread to every corner of the room by circular flow and wide vertical airflow.

Individual louver control

Each louver can be set individually by the Touch panel wired remote controller so the user can enjoy the comfort of different directional airflows according to the room layout.

* UTY-RNRYZ5 Wired remote controller with touch panel and UTY-DCGYZ3 Central remote controller only

Comfortable air conditioning by preventing direct blowing of cold air and by providing swinging air flow simultaneously.

Provides efficient air conditioning based on the room layout

The Human sensor contributes to further energy savings.

Energy saving operation starts automatically by detecting the motion of a person. Two modes of save operation mode and stop mode can be selected.

* UTY-RNRYZ5 Wired remote controller with touch panel and UTY-DCGYZ3 Central remote controller only

Human sensor (Optional)

2 modes are available to choose from:

Auto economy mode	The air conditioner switches to operate on reduced power when it detects that the room is unoccupied.
Auto-off mode	The air conditioner stops operating when it detects that the room is unoccupied.

Model: AUXK018GLEH / AUXK024GLEH / AUXK030GLEH
AUXK034GLEH / AUXK036GLEH / AUXK045GLEH
AUXK054GLEH

Specifications

Model name			AUXK018GLEH	AUXK024GLEH	AUXK030GLEH	AUXK034GLEH	AUXK036GLEH	AUXK045GLEH	AUXK054GLEH
Power source			Single phase, ~230 V, 50 Hz						
Capacity	Cooling	kW	5.6	7.1	9.0	10.0	11.2	12.5	14.0
	Heating		6.3	8.0	10.0	11.2	12.5	14.0	16.0
Input power		W	40	40	47	47	61	89	116
Airflow rate	High	m^3/h	1,420	1,420	1,440	1,440	1,620	1,820	2,040
	Med-High		1,360	1,360	1,400	1,400	1,500	1,590	1,800
	Med		1,300	1,300	1,340	1,340	1,400	1,500	1,590
	Med-Low		1,270	1,270	1,300	1,300	1,340	1,400	1,440
	Low		1,200	1,200	1,280	1,280	1,280	1,300	1,300
	Quiet		1,150	1,150	1,150	1,150	1,150	1,150	1,150
Sound pressure level	High	dB(A)	38	38	39	39	41	44	47
	Med-High		37	37	38	38	40	42	45
	Med		36	36	37	37	38	40	42
	Med-Low		35	35	36	36	37	38	39
	Low		34	34	35	35	36	36	36
	Quiet		33	33	33	33	33	33	33
Dimensions (H × W × D)		mm	288 × 840 × 840						
Weight		kg	26.5	26.5	29.5	29.5	29.5	29.5	29.5
Connection pipe diameter	Liquid (Flare)	Inch	1/4	3/8	3/8	3/8	3/8	3/8	3/8
	Gas (Flare)		1/2	5/8	5/8	5/8	5/8	5/8	5/8
Cassette Grille	Model name		UTG-UKYC-W (white) / UTG-UKYA-B (black)						
	Dimensions (H × W × D)	mm	53 × 950 × 950						
	Weight	kg	6.0						
Indoor Unit List Price		**£**	**1,223**	**1,311**	**1,431**	**1,549**	**1,747**	**1,764**	**1,878**
Grille List Price		**£**	(white) **227** / (black) **245**						

Note: Specifications are subject to the following conditions:
Cooling: Indoor temperature of 27°CDB/19°CWB, and outdoor temperature of 35°CDB/24°CWB.
Heating: Indoor temperature of 20°CDB/(15°CWB), and outdoor temperature of 7°CDB/6°CWB.
Pipe length: 7.5 m; Height difference between outdoor unit and indoor unit: 0 m. Voltage: 230 [V].
When AUX*018GLEH is connected to an outdoor unit other than one of the J-IVL Series, the pipe diameter should be 3/8 & 5/8 (Liquid/Gas).
When connecting AUXK036GLEH, AUXK045GLEH, and AUXK054GLEH to an outdoor unit other than the outdoor unit of the J-IVL Series, the gas pipe diameter should be 3/4 inch.

Optional parts

*For more details, please refer to the chapter "Optional parts".

Cassette Grille White:	UTG-UKYC-W	WLAN adaptor:	UTY-TFSXJ3	IR Receiver Unit:	UTY-LBHXD
Cassette Grille Black:	UTG-UKYA-B		FG-AC-WIFIZ1	Silver Ion Filter:	UTD-HFRA
Human sensor Kit:	UTY-SHZXC	External power supply unit:	UTZ-GXXA, UTZ-GXXC*	Remote sensor kit:	UTY-XSZXZ1
Fresh air intake kit:	UTZ-VXRA				

Dimensions

(Unit: mm)

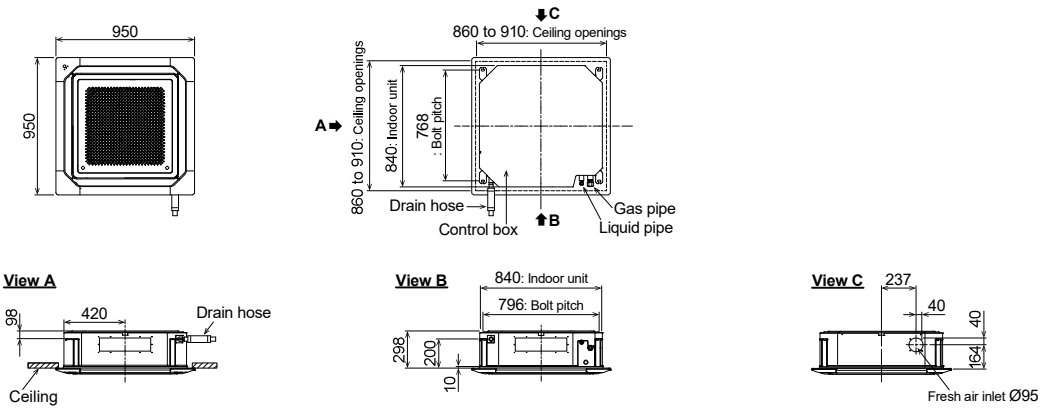

Cassette
One-way Flow type

DC FAN

Compact chassis size

The compact size allows easy installation in a variety of commercial facilities and environments.

- The height of the chassis is less than 200 mm for all models.
- All 4 to 12 kBtu models are less than 1,000 mm wide.
- The depth of the chassis is 570 mm, which fits nicely into a grid type ceiling.

Dimensions (Panel size) (Unit: mm)

	4	7	9	12	14	18	24
H	198 (43)				198 (43)		
W	785 (950)				1,190 (1,360)		
D	570 (620)				570 (620)		

Wide airflow range

A large flap with a wide range of movements, equipped with louvers arranged triangularly, sends air into every corner of the room.

In cooling mode, the left/right airflow reaches every corner of the room without directly touching the human body to provide comfortable air conditioning.

In heating mode, warm air is directed downward toward the floor to warm the feet and lower body, while the head is kept relatively cool.



Note: This is a conceptual drawing. The performance of an air conditioner may vary depending on where it is installed, the size of the room, and its distance from the wall.

Quiet mode

The low operating noise makes the model ideal for use in hotel rooms.

Model: AUXV004GLEH / AUXV007GLEH / AUXV009GLEH
AUXV012GLEH / AUXV014GLEH / AUXV018GLEH
AUXV024GLEH

AUXV004/007/009/012GLEH

AUXV014/018/024GLEH

Specifications

Model name			AUXV004GLEH	AUXV007GLEH	AUXV009GLEH	AUXV012GLEH	AUXV014GLEH	AUXV018GLEH	AUXV024GLEH
Power source			Single phase, ~230 V, 50 Hz						
Capacity	Cooling	kW	1.1	2.2	2.8	3.6	4.5	5.6	7.1
	Heating		1.3	2.8	3.2	4.0	5.0	6.3	8.0
Input power		W	30/30	42/42	42/42	60/60	38/38	56/56	99/99
Airflow rate*	High	m^3/h	460	550	550	670	720	890	1,150
	Med-High		440	440	440	520	660	840	1,020
	Med		420	420	420	480	630	770	940
	Med-Low		400	400	400	450	600	710	790
	Low		380	380	380	410	580	660	700
	Quiet		360	360	360	360	550	580	610
Sound pressure level*	High	dB(A)	38	42	42	45	37	44	49
	Med-High		37	37	37	41	36	43	47
	Med		36	36	36	39	35	40	45
	Med-Low		35	35	35	38	34	38	42
	Low		33	33	33	36	33	36	39
	Quiet		32	32	32	32	32	34	36
Net Dimensions (H × W × D)		mm	198 × 785 × 570	198 × 785 × 570	198 × 785 × 570	198 × 785 × 570	198 × 1,190 × 570	198 × 1,190 × 570	198 × 1,190 × 570
Weight		kg	18	19	19	19	26	26	27
Connection pipe diameter	Liquid (Flare)	Inch	1/4	1/4	1/4	1/4	1/4	1/4	3/8
	Gas (Flare)		3/8	3/8	3/8	1/2	1/2	1/2	5/8
Cassette Grille	Model name		UTG-UNYA-W				UTG-UNYB-W		
	Net Dimensions (H × W × D)	mm	43 × 950 × 620				43 × 1,360 × 620		
	Weight	kg	6.5				8.5		
Indoor Unit List Price		**£**	**1,000**	**1,014**	**1,049**	**1,122**	**1,184**	**1,188**	**1,283**
Grille List Price		**£**	**200**				**278**		

Note: Specifications are subject to the following conditions:
Cooling: Indoor temperature of 27°CDB/19°CWB, and outdoor temperature of 35°CDB/24°CWB.
Heating: Indoor temperature of 20°CDB/(15°CWB), and outdoor temperature of 7°CDB/6°CWB.
Pipe length: 7.5 m; Height difference between outdoor unit and indoor unit: 0 m. Voltage: 230 [V]

Optional parts

*For more details, please refer to the chapter "Optional parts".

WLAN adapter:	UTY-TFSXJ3
	FG-AC-WIF1Z1
IR Receiver Unit:	UTY-TRHX
Cassette Grille:	UTG-UNYA-W (004-012),
	UTG-UNYB-W (014-024)
External power supply unit:	UTZ-GXXA, UTZ-GXXC*
Remote sensor kit:	UTY-XSZXZ1

Flexible Installation

The L-shaped pipe kit allows for more flexible installation.

Equipped with a built-in drain pump as standard, which enables a maximum pipe height difference of 700 m from the ceiling.

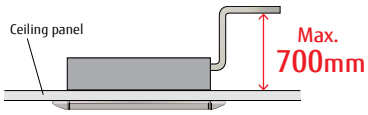

Dimensions

(Unit: mm)

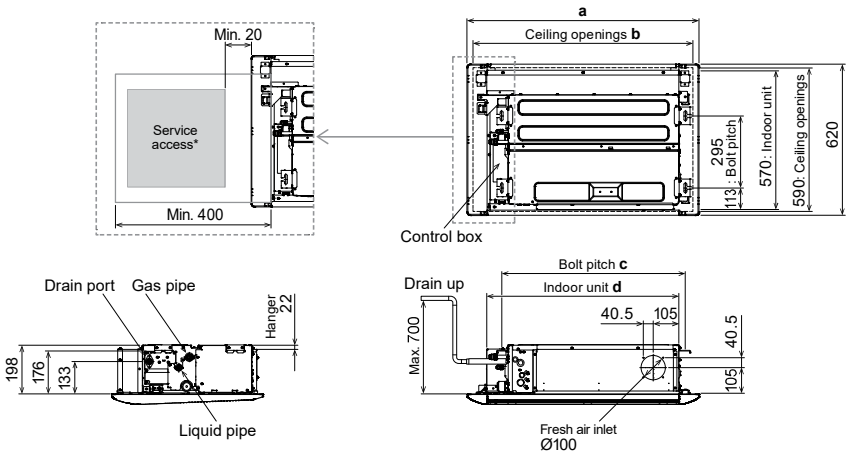

	AUXV 004 / 007 / 009 / 012 GLEH	AUXV 014 / 018 / 024 GLEH
a	950	1,360
b	920	1,330
c	752	1,152
d	785	1,190

*The design of the service access depends on the installation method. Refer to the installation manual for more information.

VRF

3D Flow Cassette

DC FAN

3 individually controlled air outlet ports

The Comfortable airflow setting enables the left and right air outlet ports as well as the wide center port to work together to provide a comfortable room environment.

Temperature distribution during cooling and heating
(when set to Comfortable airflow)

Testing conditions: Model AUXS024GLEH running cooling operation with the air volume set to "Hi" to maintain the room temperature at 18°C with the outdoor temperature at 35°C, tested in our 40m² environmental test room

Testing conditions: Model AUXS024GLEH running heating operation with the air volume set to "Hi" to maintain the room temperature at 30°C with the outdoor temperature at 7°C, tested in our 40m² environmental test room

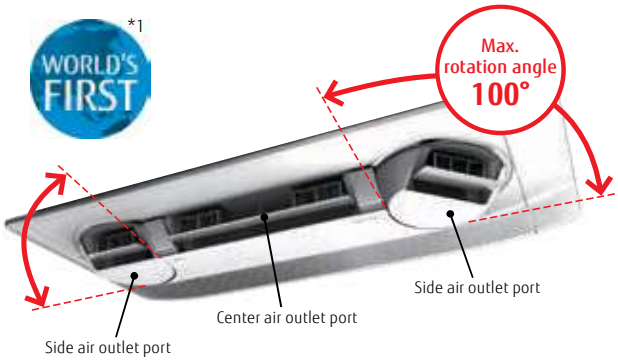

*1: Announced 2018. In the category of room air conditioners for the home (source: Fujitsu General Limited).

Individual airflow setting

The individual airflow setting function optimizes the airflow direction to match the room layout.

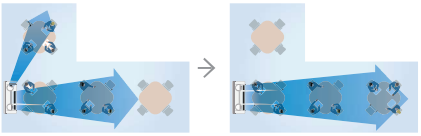

Adjusts airflows from the side air outlet ports to match the layout and usage of the room to minimize the amount of wasted airflow.

The airflow is optimally controlled to provide improved comfort in a narrow room.

Individual control of air outlet ports

Individual airflow can be set using a Wired remote controller with touch panel and Central remote controller*. The airflow from each air outlet port can be set individually.

Wired remote controller with Touch Panel
UTY-RNRYZ5

Central remote controller
UTY-DCGYZ3

* Feature available only on UTY-RNRYZ5 Wired remote controller with touch panel and UTY-DCGYZ3 Central remote controller

High energy saving

The structural design to take in a larger volume of air and blow air out more smoothly reduces air blowing loss and achieves class-leading energy-saving performance.

*: 018 model

Model: AUXS018GLEH / AUXS024GLEH

Specifications

Model name			AUXS018GLEH	AUXS024GLEH
Power source			Single phase, ~230 V, 50 Hz	
Capacity	Cooling	kW	5.60	7.10
	Heating		6.30	8.00
Input power		W	20/28	34/43
Airflow rate*	High	m^3/h	750/870	950/1,040
	Med-High		710/830	890/990
	Med		690/780	860/930
	Med-Low		660/740	810/880
	Low		630/700	770/840
	Quiet		540/540	540/540
Sound pressure level*	High	dB(A)	38/41	43/46
	Med-High		36/40	42/45
	Med		35/39	41/43
	Med-Low		35/37	40/42
	Low		33/36	38/40
	Quiet		29/29	29/29
Net Dimensions (H × W × D)		mm	200 × 1,240 × 500	200 × 1,240 × 500
Weight		kg	25	25
Connection pipe diameter	Liquid (Flare)	mm	6.35	9.52
	Gas (Flare)		12.70	15.88
Cassette Grille	Model name		UTG-USYA-W	
	Net Dimensions (H × W × D)	mm	85 × 1,350 × 580	
	Weight	kg	11.5	
Indoor Unit List Price		**£**	**1,699**	**1,871**
Grille List Price		**£**	**286**	

Note: Specifications are subject to the following conditions:
Cooling: Indoor temperature of 27°CDB/19°CWB, and outdoor temperature of 35°CDB/24°CWB.
Heating: Indoor temperature of 20°CDB/(15°CWB), and outdoor temperature of 7°CDB/6°CWB.
Pipe length: 7.5 m; Height difference between outdoor unit and indoor unit: 0 m. Voltage: 230 [V]
*: Applicable to cooling and heating operation

Optional parts

*For more details, please refer to the chapter "Optional parts".

WLAN adapter:	UTY-TFSXJ3
	FG-AC-WIF1Z1
IR Receiver Unit:	UTY-TRHX
Cassette Grille:	UTG-USYA-W
External power supply unit:	UTZ-GXXA, UTZ-GXXC*
Remote sensor kit:	UTY-XSZXZ1

Dimensions

(Unit: mm)

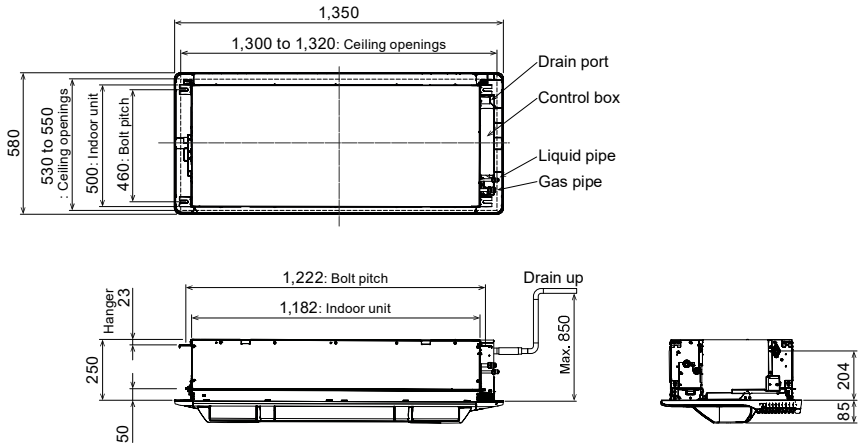

Mini Duct
(With drain pump)



DC FAN

Space saving design

- Fits into a space 198 mm high and 450 mm deep
- 30% smaller than previous-generation models
- Weighs 16 kg, 10% lighter

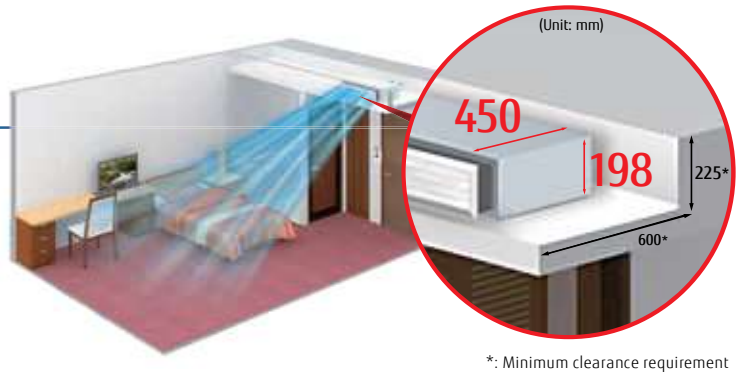

*: Minimum clearance requirement

Optimum airflow path and low noise operation

The stabilized airflow reduces the noise level significantly.



6-speed control*

Multistep airflow adjustment allows installation in a quiet location.

Low noise
20 dB(A)

at 04 model

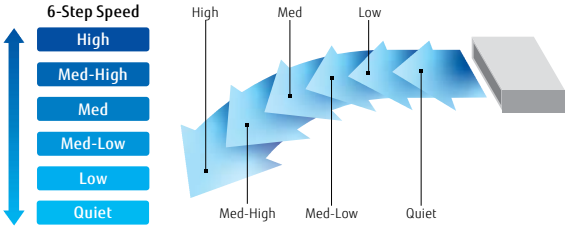

* Remote controller is compatible with the following:
UTY-RNRYZ5 / UTY-RLRY / UTY-RSRY / UTY-RHRY / UTY-DCGYZ3 / UTY-ALGXZ1 / UTY-APGXZ1

Easy to design and maintain for drain

Indoor unit design for easy maintenance Parts can be replaced from the side of the unit where maintenance is easier.

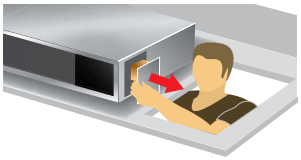

A drain pump is built into the unit as standard:
Parts can be accessed and replaced through the side of the unit for easy maintenance.

Model: ARXK004GLGH / ARXK007GLGH / ARXK009GLGH
ARXK012GLGH / ARXK014GLGH / ARXK018GLGH
ARXK024GLGH

ARXK004/007/009/012/014GLGH

ARXK018GLGH

ARXK024GLGH

Specifications

Model name			ARXK004GLGH	ARXK007GLGH	ARXK009GLGH	ARXK012GLGH	ARXK014GLGH	ARXK018GLGH	ARXK024GLGH
Power source			Single phase, ~230 V, 50 Hz						
Capacity	Cooling	kW	1.1	2.2	2.8	3.6	4.5	5.6	7.1
	Heating		1.3	2.8	3.2	4.0	5.0	6.3	8.0
Input power		W	26	28	28	35	66	73	80
Airflow rate	High	m^3/h	460	460	460	550	760	930	1,160
	Med-High		440	440	440	520	660	840	1,060
	Med		420	420	420	480	560	740	960
	Med-Low		400	400	400	450	490	640	860
	Low		370	370	370	410	410	540	750
	Quiet		340	340	340	340	340	470	610
Static pressure range		Pa	0 to 30	0 to 30	0 to 30	0 to 30	0 to 50	0 to 50	0 to 50
Standard static pressure			10	10	10	10	15	15	15
Sound pressure level	High	dB(A)	25	26	26	29	34	33	32
	Med-High		24	25	25	27	31	30	30
	Med		23	24	24	26	28	28	28
	Med-Low		22	23	23	25	26	26	27
	Low		21	22	22	24	24	24	25
	Quiet		20	21	21	22	22	22	22
Net Dimensions (H × W × D)		mm	198 × 700 × 450	198 × 700 × 450	198 × 700 × 450	198 × 700 × 450	198 × 700 × 450	198 × 900 × 450	198 × 1,100 × 450
Weight		kg	14.5	15.5	15.5	16	16	19	22.5
Connection pipe diameter	Liquid (Flare)	Inch	1/4	1/4	1/4	1/4	1/4	1/4	3/8
	Gas (Flare)		3/8	3/8	3/8	1/2	1/2	1/2	5/8
Indoor Unit List Price		**£**	**826**	**826**	**844**	**942**	**980**	**1,049**	**1,109**

Note: Specifications are subject to the following conditions:
Cooling: Indoor temperature of 27°CDB/19°CWB, and outdoor temperature of 35°CDB/24°CWB.
Heating: Indoor temperature of 20°CDB/(15°CWB), and outdoor temperature of 7°CDB/6°CWB.
Pipe length: 7.5 m; Height difference between outdoor unit and indoor unit: 0 m. Voltage: 230 [V].

Optional parts

*For more details, please refer to the chapter "Optional parts".

Remote sensor unit:	UTY-XSZXZ1	External power supply unit:	UTZ-GXXA, UTZ-GXXC*
IR receiver unit:	UTY-TRHX	Auto Louver Grille Kit:	UTD-GXTA-W (004-014)
Silver Ion Filter:	UTD-HFTA (004-014)		UTD-GXTB-W (018)
	UTD-HFTB (018)		UTD-GXTC-W (024)
	UTD-HFTC (024)	WLAN adapter:	UTY-TFSXJ3
			FG-AC-WIF1Z1

Auto Louver Grille Kit (Optional)

The slim design of the unit provides comfortable cooling and heating air conditioning over a wide area.
The optional automatic louver grille, which fits nicely into any interior decor, provides comfortable air conditioning (Optional)

Dimensions

(Unit: mm)

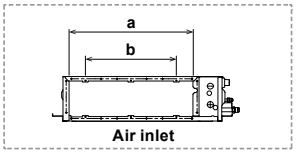

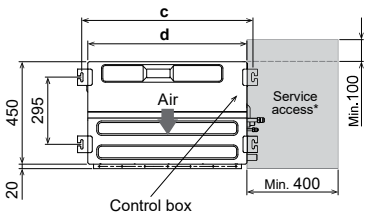

	ARXK 004-014GLGH	ARXK018GLGH	ARXK024GLGH
a	575	775	975
b	P200×2=400	P200×3=600	P200×4=800
c	752	952	1,152
d	700	900	1,100
e	650	850	1,050
f	P100×6=600	P100×8=800	P100×10=1,000

*The design of the service access depends on the installation method. Refer to the installation manual for more information.

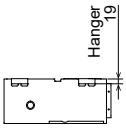

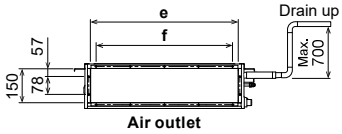

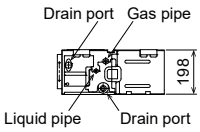

VRF

Slim Duct/Slim Concealed Floor

DC FAN

Slim design

Slim design allows for installation in a tight ceiling space.

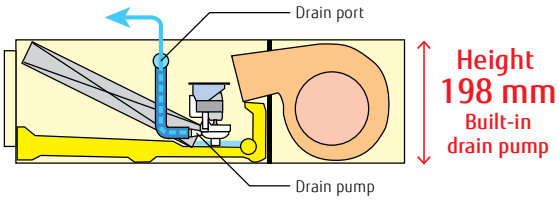

Air intake

Air intake direction can be selected to match the installation site.

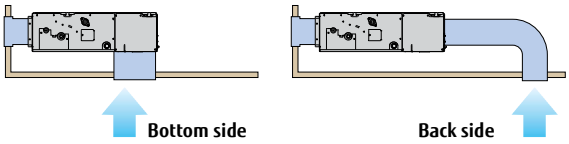

Flexible installation

Ceiling concealed



Floor concealed

Wide range of static pressures

The use of a DC fan motor makes it possible to adjust the static pressure between 0 and 90 Pa.
The static pressure range can be changed by a remote controller.

Static pressure range
0 to 90 Pa

*024 model static pressure range is 0 to 50 Pa.

Filter (Accessory)

ARXD04/007/009/012/014/018

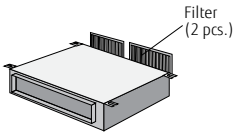

ARXD024

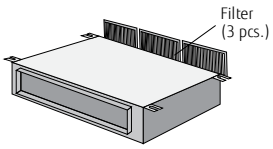

Model: ARXD04GALH / ARXD007GLEH / ARXD009GLEH
ARXD012GLEH / ARXD014GLEH / ARXD018GLEH
ARXD024GLEH

ARXD04GALH
ARXD007/009/012/014GLEH

ARXD018GLEH

ARXD024GLEH

Slim Concealed Floor

Specifications

Model name			ARXD04GALH*	ARXD007GLEH	ARXD009GLEH	ARXD012GLEH	ARXD014GLEH	ARXD018GLEH	ARXD024GLEH
Power source			Single phase, ~230 V, 50 Hz						
Capacity	Cooling	kW	1.1	2.2	2.8	3.6	4.5	5.6	7.1
	Heating		1.3	2.8	3.2	4.0	5.0	6.3	8.0
Input power		W	40	44	50	54	92	83	122
Airflow rate	High	m^3/h	510	550	600	600	800	940	1,330
	Med-High		-	480	510	530	680	820	1,140
	Med		400/470*1	440	460	490	600	730	1,020
	Med-Low		-	410	420	450	520	630	900
	Low		320/440*1	370	370	410	440	540	780
	Quiet		-	320	320	340	340	470	610
Static pressure range		Pa	0 to 90	0 to 90	0 to 90	0 to 90	0 to 90	0 to 90	0 to 50
Standard static pressure			25	25	25	25	25	25	25
Sound pressure level	High	dB(A)	26	28	29	30	34	34	35
	Med-High		-	26	27	28	32	31	31
	Med		21/25*1	25	25	27	30	29	29
	Med-Low		-	24	24	26	28	27	27
	Low		20/22*1	22	22	24	25	25	24
	Quiet		-	21	21	22	22	23	21
Net Dimensions (H × W × D)		mm	198 × 700 × 620	198 × 700 × 620	198 × 700 × 620	198 × 700 × 620	198 × 700 × 620	198 × 900 × 620	198 × 1,100 × 620
Weight		kg	17	17	17	18	18	22	26
Connection pipe diameter	Liquid (Flare)	Inch	1/4	1/4	1/4	1/4	1/4	1/4	3/8
	Gas (Flare)		3/8	3/8	3/8	1/2	1/2	1/2	5/8
Indoor Unit List Price		**£**	**817**	**868**	**892**	**990**	**1,046**	**1,109**	**1,182**

Note: Specifications are subject to the following conditions:
Cooling: Indoor temperature of 27°CDB/19°CWB, and outdoor temperature of 35°CDB/24°CWB.
Heating: Indoor temperature of 20°CDB/(15°CWB), and outdoor temperature of 7°CDB/6°CWB.
Pipe length: 7.5 m; Height difference between outdoor unit and indoor unit: 0 m. Voltage: 230 [V].
*1: This value is under cooling operation.
*: ARXD04GALH cannot be connected to J-IVS/J-IV/J-IVL/VR-IV Series.

Optional parts

*For more details, please refer to the chapter "Optional parts".

Remote sensor unit: UTY-XSZXZ1
IR receiver unit: UTB-YWC (04)
UTY-TRHX (007-024)
WLAN adapter: UTY-TFSXJ3 (007-024)
FG-RC-WIF1Z2 (04)
FG-AC-WIF1Z1 (007-024)

External power supply unit: UTZ-GXXA, UTZ-GXXC*
Auto Louver Grille Kit: UTD-GXTA-W (04, 007-014)
UTD-GXTB-W (018)
UTD-GXTC-W (024)
Silver Ion Filter: UTD-HFTA (04, 007-014)
UTD-HFTB (018)
UTD-HFTC (024)

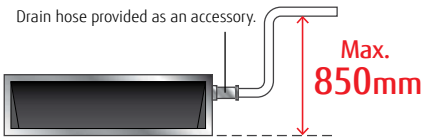

Dimensions

(Unit: mm)

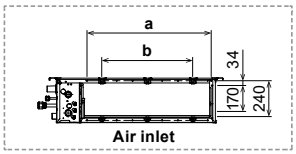

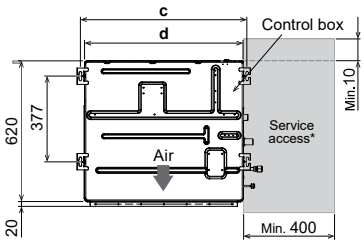

	ARXD04GALH ARXD 007-014GLEH	ARXD018GLEH	ARXD024GLEH
a	574	774	974
b	P200×2=400	P200×3=600	P200x4=800
c	734	934	1,134
d	700	900	1,100
e	650	850	1,050
f	P100×6=600	P100×8=800	P100×10=1,000

*The design of the service access depends on the installation method. Refer to the installation manual for more information.

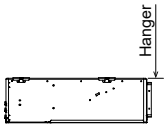

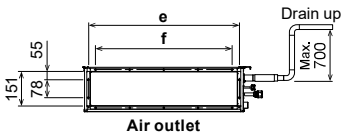

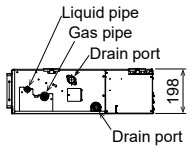

VRF

Medium Static Pressure Duct

Normal

DC FAN

Slim & Compact design

The slim and compact design of the indoor unit, with the control box mounted on the side, allows installation in narrow spaces.

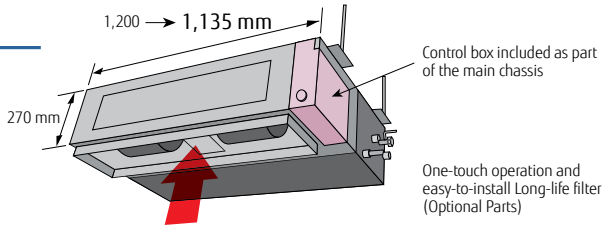

Easy maintenance

Structural improvement has been developed by making the bottom panel in two pieces, front and rear. The internal fan casing is also manufactured in two pieces–upper and lower. The motor and fan can be easily accessed and maintained by removing the rear panel and the lower casing with the main chassis remaining in place.

See below for rear-suction type

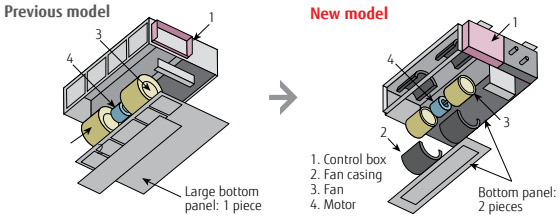

Installation styles

Embedded in Ceiling

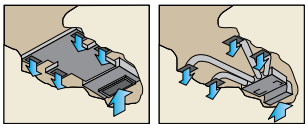

Hanging from Ceiling

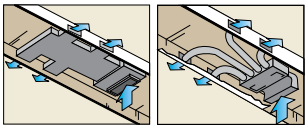

A drain pipe can be installed on either the left or right side of the unit

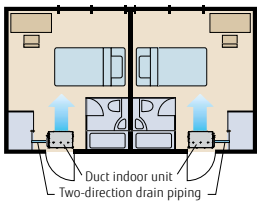

High-efficiency DC fan motor achieves low-energy consumption.

Improved motor efficiency from previous model.

024 model

030/036/045 model

Wide range of static pressures

Static pressures can be changed in the range of 0 to 150 Pa.

Static pressure range
0 to 150 Pa

Model: ARXA024GLEH / ARXA030GLEH / ARXA036GLEH / ARXA045GLEH

Specifications

Model name			ARXA024GLEH	ARXA030GLEH	ARXA036GLEH	ARXA045GLEH
Power source			Single phase, ~230 V, 50 Hz			
Capacity	Cooling	kW	7.1	9.0	11.2	12.5
	Heating		8.0	10.0	12.5	14.0
Input power		W	94	108	194	240
Airflow rate	High	m^3/h	1,280	1,410	1,840	1,970
	Med-High		1,180	1,350	1,750	1,910
	Med		1,090	1,280	1,660	1,860
	Med-Low		1,000	1,240	1,600	1,780
	Low		920	1,190	1,530	1,710
	Quiet		840	1,150	1,470	1,640
Static pressure range		Pa	0 to 150	0 to 150	0 to 150	0 to 150
Standard static pressure			40	50	50	60
Sound pressure level	High	dB(A)	31	34	37	41
	Med-High		29	33	36	40
	Med		27	32	35	38
	Med-Low		26	31	35	38
	Low		24	30	34	37
	Quiet		23	29	33	36
Net Dimensions (H × W × D)		mm	270 × 1,135 × 700	270 × 1,135 × 700	270 × 1,135 × 700	270 × 1,135 × 700
Weight		kg	36	40	40	40
Connection pipe diameter	Liquid (Flare)	Inch	3/8	3/8	3/8	3/8
	Gas (Flare)		5/8	5/8	5/8	5/8
Indoor Unit List Price		**£**	**1,161**	**1,324**	**1,491**	**1,658**

Note: Specifications are subject to the following conditions:
Cooling: Indoor temperature of 27°CDB/19°CWB, and outdoor temperature of 35°CDB/24°CWB.
Heating: Indoor temperature of 20°CDB/(15°CWB), and outdoor temperature of 7°CDB/6°CWB.
Pipe length: 7.5 m; Height difference between outdoor unit and indoor unit: 0 m. Voltage: 230 [V].

Optional parts

*For more details, please refer to the chapter "Optional parts".

Long-life filter:	UTD-LF25NA	IR receiver unit:	UTY-TRHX
Flange (square):	UTD-SF045T	Drain pump unit:	UTZ-PX1NBA
Flange (round):	UTD-RF204	WLAN adapter:	UTY-TFSXJ3
External power supply unit:	UTZ-GXXA, UTZ-GXXC*		FG-AC-WIF1Z1
Remote sensor unit:	UTY-XSZXZ1	Silver Ion Filter:	UTD-HFND

Dimensions

(Unit: mm)

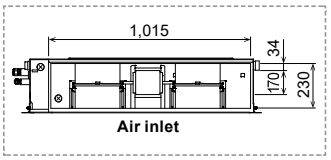

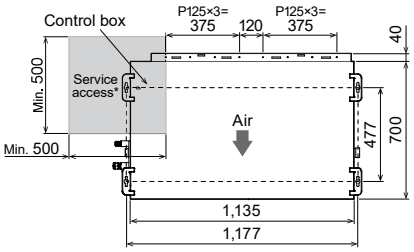

*The design of the service access depends on the installation method. Refer to the installation manual for more information.

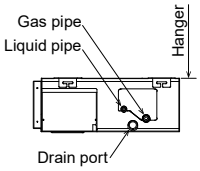

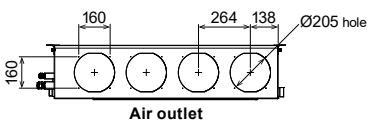

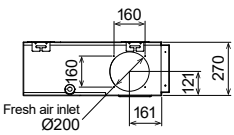

High Static Pressure Duct

Normal

Static pressure mode selection

The use of a DC fan motor makes it possible to adjust the static pressure between 0 to 200 Pa (ARXC036) / 250Pa (ARXC045/060) / 300 Pa (ARXC072/090/096)

MAX. 200 Pa (036type)

MAX. 250 Pa (045/060type)

(ARXC036/045/060 type)

MAX. 300 Pa

(ARXC072/090 type)

MAX. 300 Pa

(ARXC096 type)

Easy installation (Compact & Lightweight)

(Unit: mm)

The indoor unit is designed to be compact and light by reducing the basic chassis size and the overall material weight.

(ARXC036/045/060 type)

(ARXC072/090 type)

(ARXC096 type)

Low noise

Models: ARXC036/ARXC045/ARXC060
The corners of the front panel and fan casing of the indoor unit are shaved to reduce air turbulence. The use of a plastic case and fan reduces the noise level generated by the unit.

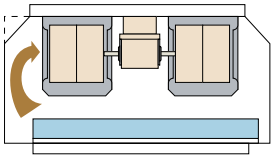

ARXC036GTEH:
Plastic fan [42 dB(A)]
* Model: Material
(Actual noise measurement value measured at 100 Pa)

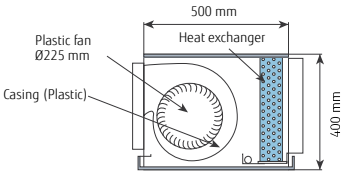

High-efficiency DC fan motor achieves low energy consumption.

Improved motor efficiency compared to the previous model

(ARXC036/045/060 type)

(ARXC072/090/096 type)

Model: ARXC036GTEH / ARXC045GTEH / ARXC060GTEH
ARXC072GTEH / ARXC090GTEH / ARXC096GTEH

ARXC036/045/060GTEH

ARXC072/090GTEH

ARXC096GTEH

Specifications

Model name			ARXC036GTEH	ARXC045GTEH	ARXC060GTEH*	ARXC072GTEH*	ARXC090GTEH*	ARXC096GTEH*
Power source			Single phase, ~230 V, 50 Hz					
Capacity	Cooling	kW	11.2	12.5	18.0	22.4	25.0	28.0
	Heating		12.5	14.0	20.0	25.0	28.0	31.5
Input power		W	207	715	730	681	819	838
Airflow rate	High	m^3/h	1,990	3,500	3,500	3,900	4,300	4,850
	Med		1,680	3,000	3,000	3,300	4,000	4,250
	Low		1,330	2,460	2,460	3,000	3,500	3,600
Static pressure range		Pa	0 to 200	100 to 250	100 to 250	0 to 300	0 to 300	0 to 300
Standard static pressure			100	100	100	150	150	150
Sound pressure level	High	dB(A)	42	49	49	47	48	48
	Med		36	45	45	43	46	45
	Low		32	42	42	40	44	42
Net Dimensions (H × W × D)		mm	400 × 1,050 × 500	400 × 1,050 × 500	400 × 1,050 × 500	450 × 1,587 × 700	450 × 1,587 × 700	550 × 1,587 × 700
Weight		kg	40	46	46	84	84	105
Connection pipe diameter	Liquid	Inch	3/8 (Flare)	3/8 (Flare)	3/8 (Flare)	3/8 (Flare)	3/8 (Flare)	3/8 (Braze)
	Gas		5/8 (Flare)	5/8 (Flare)	5/8 (Flare)	3/4 (Flare)	3/4 (Flare)	7/8 (Braze)
Indoor Unit List Price		**£**	**1,704**	**1,931**	**2,124**	**2,502**	**2,697**	**2,801**

Note: Specifications are based on the following conditions:
Cooling: Indoor temperature of 27°CDB/19°CWB, and outdoor temperature of 35°CDB/24°CWB.
Heating: Indoor temperature of 20°CDB/(15°CWB), and outdoor temperature of 7°CDB/6°CWB.
Pipe length: 7.5 m; Height difference between outdoor unit and indoor unit: 0 m. Voltage: 230 [V]
*: ARXC060/072/090/096G cannot be connected to J-IV/J-IVS Series.

Optional parts

*For more details, please refer to the chapter "Optional parts".

Long-life filter:	UTD-LF60KA (036/045/060)	WLAN adapter:	UTY-TFSXJ3
IR receiver unit:	UTY-TRHX		FG-AC-WIF1Z1
External power supply unit:	UTZ-GXXA, UTZ-GXXC*	Silver Ion Filter:	UTD-HFKB (036/045/060)
		Remote sensor unit:	UTY-XSZXZ1

Dimensions

(Unit: mm)

Models: ARXC036/ARXC045/ARXC060

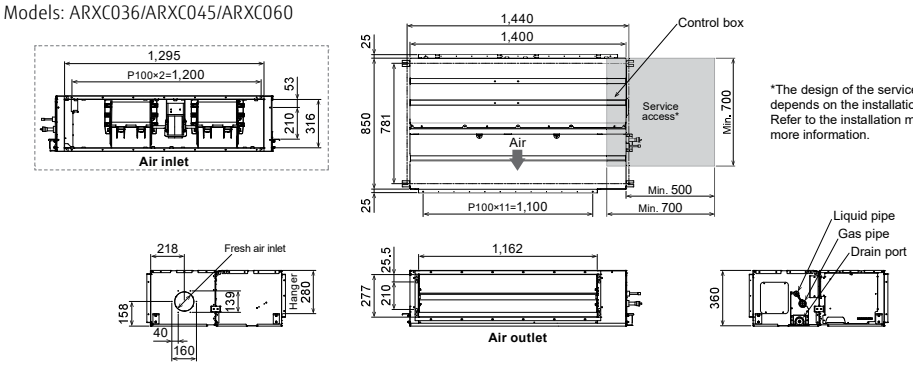

*The design of the service access depends on the installation method. Refer to the installation manual for more information.

Models: ARXC072/ARXC090/ARXC096

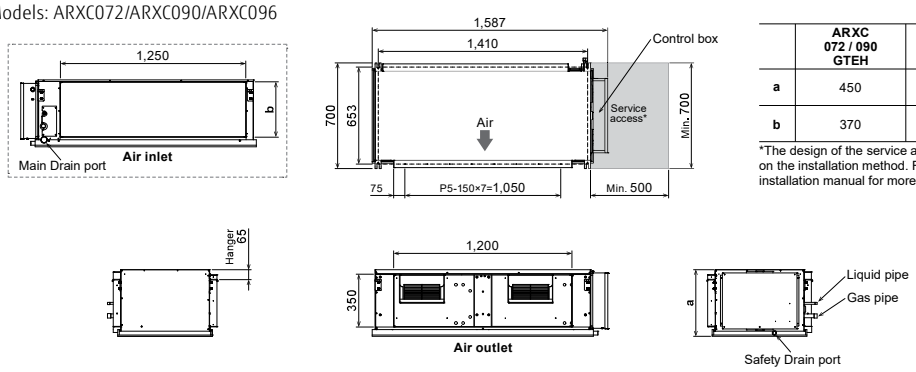

	ARXC 072 / 090 GTEH	ARX C096 GTEH
a	450	550
b	370	470

*The design of the service access depends on the installation method. Refer to the installation manual for more information.

VRF

Compact floor

DC FAN

2-fan and wide airflow

A 2-fan individual vertical airflow cools or warms the entire room comfortably.

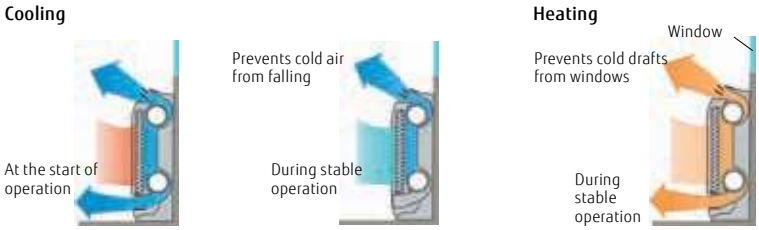

Flexible and easy installation

The compact and whole-surface suction design provides flexible installation options, including floor-standing, embedded, partially embedded, and wall-mounted installation to match the room layout.

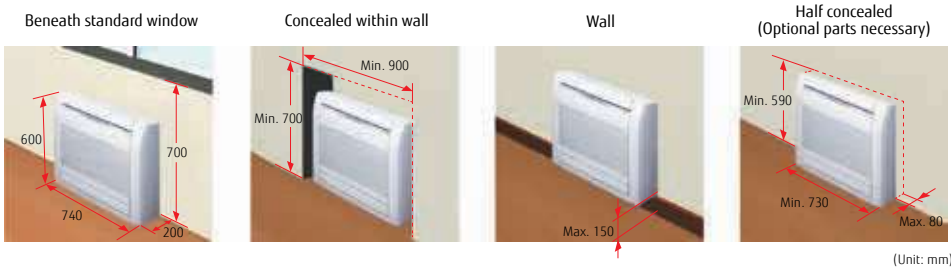

(Unit: mm)

Quiet operation

6-fan speed control for quiet operation (via 2-wire controller)

Low noise
22 dB(A)

004/007/009 models

* Remote controller is compatible with the following:
UTY-RNRYZ5 / UTY-RLRY / UTY-RSRY / UTY-RHRY / UTY-DCGYZ3 / UTY-ALGXZ1 / UTY-APGXZ1

Flexible pipe connection enables draining and piping in 6 directions

The drain hose and pipe can be connected to the unit in the right, left, straight in depth, or downward direction.

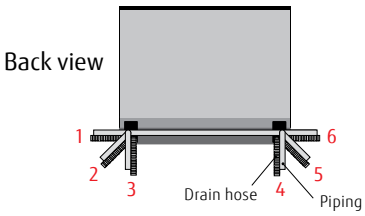

Model: AGYA004GCGH / AGYA007GCGH / AGYA009GCGH
AGYA012GCGH / AGYA014GCGH

[external EEV]
AGYE004GCEH / AGYE007GCEH / AGYE009GCEH
AGYE012GCEH / AGYE014GCEH

Specifications

Model name			AGYA004GCGH	AGYA007GCGH	AGYA009GCGH	AGYA012GCGH	AGYA014GCGH	AGYE004GCEH	AGYE007GCEH	AGYE009GCEH	AGYE012GCEH	AGYE014GCEH
Power source			Single phase, ~230 V, 50 Hz					Single phase, ~230 V, 50 Hz				
Capacity	Cooling	kW	1.1	2.2	2.8	3.6	4.0	1.1	2.2	2.8	3.6	4.0
	Heating		1.3	2.8	3.2	4.0	4.5	1.3	2.8	3.2	4.0	4.5
Input power		W	12/14	16	17	22	29	14	16	17	22	29
Airflow rate	High	m^3/h	380/430	470	500	590	670	380/430	470	500	590	670
	Med-High		350	420	450	520	590	350	420	450	520	590
	Med		320	390	400	470	520	320	390	400	470	520
	Med-Low		310	360	360	420	450	310	360	360	420	450
	Low		280	330	330	390	390	280	330	330	390	390
	Quiet		210	270	270	340	340	210	270	270	340	340
Sound pressure level	High	dB(A)	35/36	37	38	42	46	35/36	37	38	42	46
	Med-High		33	35	36	39	42	33	35	36	39	42
	Med		31	33	34	37	39	31	33	34	37	39
	Med-Low		30	31	31	35	36	30	31	31	35	36
	Low		28	29	29	33	33	28	29	29	33	33
	Quiet		22	22	22	30	30	22	22	22	30	30
Net Dimensions (H × W × D)		mm	600 × 740 × 200					600 × 740 × 200				
Weight		kg	15.0	15.0	15.0	15.0	15.0	14.5	14.5	14.5	14.5	14.5
Connection pipe diameter	Liquid (Flare)	mm	1/4	1/4	1/4	1/4	1/4	1/4	1/4	1/4	1/4	1/4
	Gas (Flare)		3/8	3/8	3/8	1/2	1/2	3/8	3/8	3/8	1/2	1/2
EV kit (optional)			-					UTR-EV09XB			UTR-EV14XB	
Indoor Unit List Price		**£**	**742**	**742**	**786**	**900**	**1,031**	**742**	**742**	**786**	**900**	**1,031**
EEV Kit List Price		**£**	-					**95**			**96**	

Note: Specifications are subject to the following conditions:
Cooling: Indoor temperature of 27°CDB/19°CWB, and outdoor temperature of 35°CDB/24°CWB.
Heating: Indoor temperature of 20°CDB/(15°CWB), and outdoor temperature of 7°CDB/6°CWB.
Pipe length: 7.5 m; Height difference between outdoor unit and indoor unit: 0 m. Voltage: 230 [V]
When connecting AGYA004/007/009GCGH, AGYE004/007/009GCEH to an outdoor unit other than an outdoor unit of the J-IVL Series, the gas pipe diameter should be 1/2 inch.

Optional parts

*For more details, please refer to the chapter "Optional parts".

External power supply unit: UTZ-GXXA, UTZ-GXXC*
WLAN adapter: UTY-TFSXJ3
FG-AC-WIF1Z1
Silver Ion Filter: UTR-FA03-5

Dimensions

(Unit: mm)

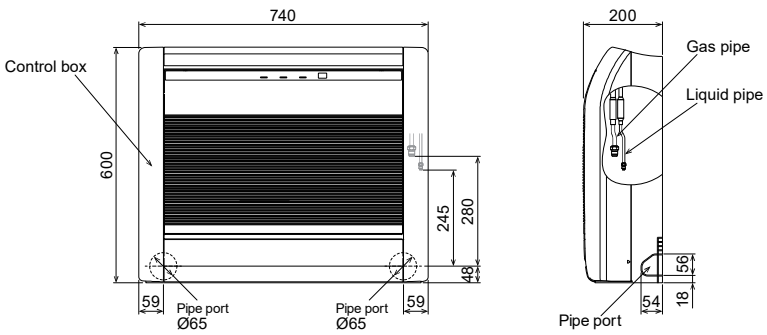

Floor/Ceiling

DC FAN

Flexible installation

Example of floor standing installation
Floor standing console with the back against the wall

Example of ceiling installation
Under ceiling

Double auto swing

The combination of horizontal and vertical swings enables 3-dimensional control of the airflow direction.

RIGHT and LEFT SWING

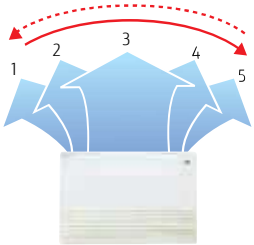

UP and DOWN SWING

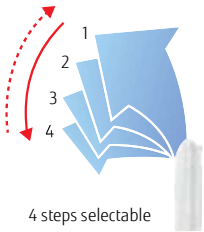

4 steps selectable

High-power DC fan motor

- High power
- Wide rotation range
- High-efficiency

Compact design

(Unit: mm)

Symmetrical, slim and compact design.



Model: ABYA012GTEH / ABYA014GTEH / ABYA018GTEH / ABYA024GTEH

Floor standing

Specifications

Model name			ABYA012GTEH	ABYA014GTEH	ABYA018GTEH	ABYA024GTEH
Power source			Single phase, ~230 V, 50 Hz			
Capacity	Cooling	kW	3.6	4.5	5.6	7.1
	Heating		4.0	5.0	6.3	8.0
Input power		W	30	42	74	99
Airflow rate	High	m^3/h	660	780	1,000	1,000
	Med-High		620	740	910	930
	Med		580	690	830	870
	Med-Low		550	640	750	800
	Low		520	600	660	740
	Quiet		490	550	580	680
Sound pressure level	High	dB(A)	36	40	46	47
	Med-High		34	39	44	45
	Med		33	38	42	43
	Med-Low		31	36	40	41
	Low		29	35	37	39
	Quiet		28	34	35	37
Net Dimensions (H × W × D)		mm	199 × 990 × 655	199 × 990 × 655	199 × 990 × 655	199 × 990 × 655
Weight		kg	25	26	26	27
Connection pipe diameter	Liquid (Flare)	Inch	1/4	1/4	1/4	3/8
	Gas (Flare)		1/2	1/2	1/2	5/8
Indoor Unit List Price		**£**	**1,188**	**1,245**	**1,323**	**1,380**

Note: Specifications are subject to the following conditions:
Cooling: Indoor temperature of 27°CDB/19°CWB, and outdoor temperature of 35°CDB/24°CWB.
Heating: Indoor temperature of 20°CDB/(15°CWB), and outdoor temperature of 7°CDB/6°CWB.
Pipe length: 7.5 m; Height difference between outdoor unit and indoor unit: 0 m. Voltage: 230 [V]

Optional parts

*For more details, please refer to the chapter "Optional parts".

External power supply unit: UTZ-GXXA, UTZ-GXXC*
WLAN adapter: UTY-TFSXJ3
FG-AC-WIF1Z1

Dimensions

(Unit: mm)

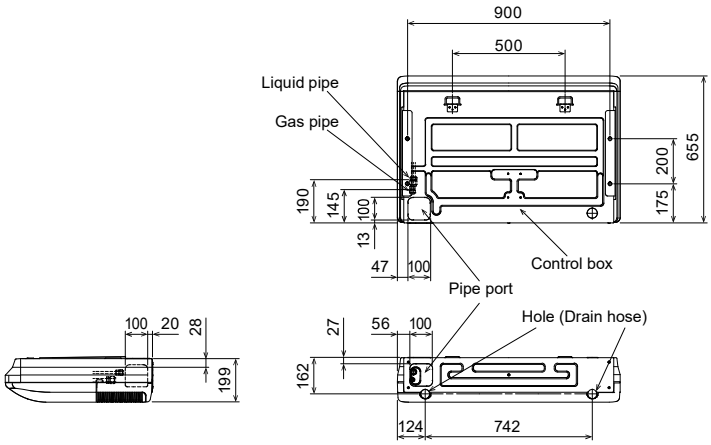

Ceiling

DC FAN

Installation

Open

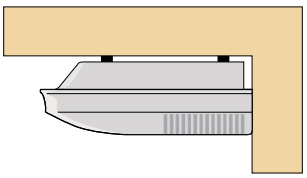

General installation with indoor unit installed on the ceiling

Concealed

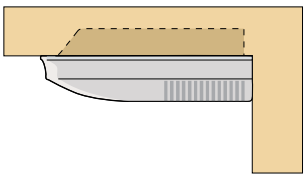

Installation with indoor unit embedded into the ceiling

Wall-mounted type(Locally Available)

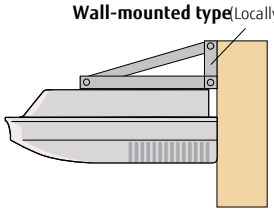

Wall-mounting brackets are used to mount the indoor unit on the wall. (Locally available)
This type of installation is used when the ceiling space is insufficient.

Double auto swing and wide airflow

Auto airflow direction and auto swing

Left/Right

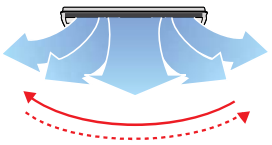

5 steps selectable

Up/Down

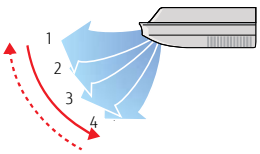

4 steps selectable

High-power DC fan motor

- High power
- Wide rotation range
- High-efficiency

Long airflow

Long airflow provides comfort in every corner of a large room.

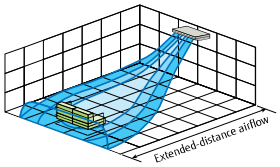

Fresh air intake

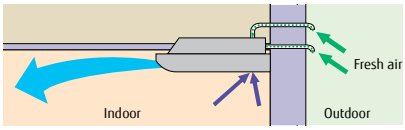

Slim & Compact design

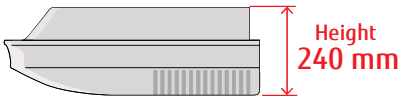

Model: ABYA030GTEH / ABYA036GTEH / ABYA045GTEH / ABYA054GTEH

Specifications

Model name			ABYA030GTEH	ABYA036GTEH	ABYA045GTEH	ABYA054GTEH
Power source			Single phase, ~230 V, 50 Hz			
Capacity	Cooling	kW	9.0	11.2	12.5	14.0
	Heating		10.0	12.5	14.0	16.0
Input power		W	66	85	131	180
Airflow rate	High	m^3/h	1,630	1,690	2,010	2,270
	Med-High		1,520	1,560	1,840	2,070
	Med		1,420	1,450	1,690	1,860
	Med-Low		1,320	1,360	1,530	1,660
	Low		1,220	1,270	1,380	1,470
	Quiet		1,140	1,170	1,230	1,280
Sound pressure level	High	dB(A)	42	45	48	51
	Med-High		40	41	46	49
	Med		39	39	45	46
	Med-Low		37	38	41	43
	Low		35	36	38	40
	Quiet		33	34	35	36
Net Dimensions (H × W × D)		mm	240 × 1,660 × 700	240 × 1,660 × 700	240 × 1,660 × 700	240 × 1,660 × 700
Weight		kg	46	48	48	48
Connection pipe diameter	Liquid (Flare)	Inch	3/8	3/8	3/8	3/8
	Gas (Flare)		5/8	5/8	5/8	5/8
Indoor Unit List Price		**£**	**1,544**	**1,701**	**1,983**	**2,323**

Note: Specifications are subject to the following conditions:
Cooling: Indoor temperature of 27°CDB/19°CWB, and outdoor temperature of 35°CDB/24°CWB.
Heating: Indoor temperature of 20°CDB/(15°CWB), and outdoor temperature of 7°CDB/6°CWB.
Pipe length: 7.5 m; Height difference between outdoor unit and indoor unit: 0 m. Voltage: 230 [V]

Optional parts

*For more details, please refer to the chapter "Optional parts".

Drain pump unit:	UTR-DPB24T
Flange:	UTD-RF204
External power supply unit:	UTZ-GXXA, UTZ-GXXC*
WLAN adapter:	UTY-TFSXJ3
	FG-AC-WIF1Z1

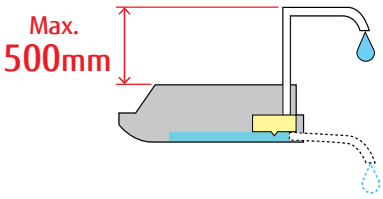

Dimensions

(Unit: mm)

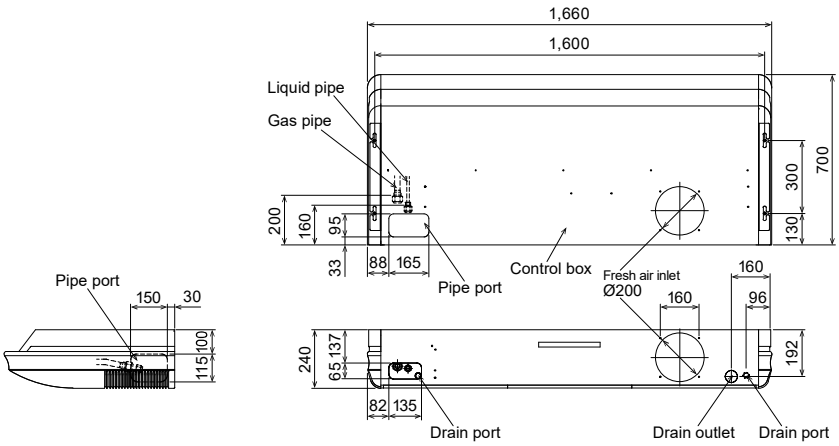

Wall-mounted type

DC FAN

Highly-efficiency, compact design

The 004-014 models share the same design.
The high-density and large heat exchanger achieves a highly-efficiency and compact design.
The compact body blends in well with conference rooms and offices, providing comfortable air conditioning.

High-density heat exchanger

Slim tube design: 5 mm

Greater heat-exchanging capacity is achieved through the use of a high-density heat exchanger and a sub-heat exchanger.



More comfortable airflow

The unique power diffuser provides comfortable air conditioning.

Heating

The vertical airflow provides powerful floor-level heating.

Cooling

The left/right airflow avoids blowing cool air directly at the occupants in a room.

Quiet operation & 6-Step fan speed control

The airflow pattern achieves significant noise reduction. Multistep airflow adjustment to suit the environment

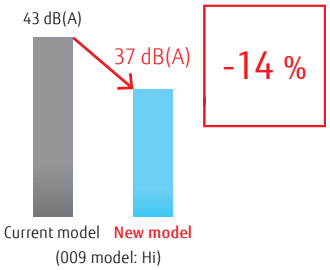

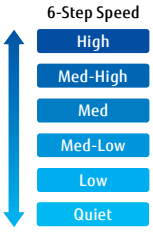

* Remote controller is compatible with the following:
UTY-RNRYZ5 / UTY-RLRY / UTY-RSRY / UTY-RHRY / UTY-DCGYZ3 / UTY-ALGXZ1 / UTY-APGXZ1

The Human sensor contributes to further energy savings.

Energy saving operation starts automatically by detecting the motion of a person. Two modes of save operation mode and stop mode can be selected.

*If you want to use the Human sensor control' function, you need an setting device that can set the Human sensor control' function. For example: Wired RC (Touch panel).

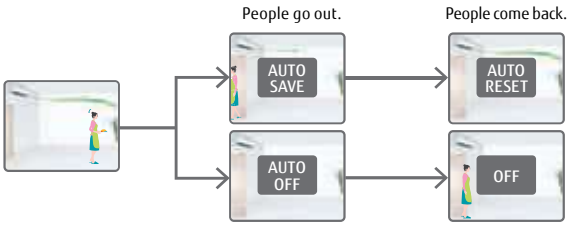

Model: ASYA004GCGH / ASYA007GCGH / ASYA009GCGH
ASYA012GCGH / ASYA014GCGH

[external EEV]
ASYE004GCEH / ASYE007GCEH / ASYE009GCEH
ASYE012GCEH / ASYE014GCEH

Specifications

Model name			ASYA004GCGH	ASYA007GCGH	ASYA009GCGH	ASYA012GCGH	ASYA014GCGH	ASYE004GCEH	ASYE007GCEH	ASYE009GCEH	ASYE012GCEH	ASYE014GCEH
Power source			Single phase, ~230 V, 50 Hz					Single phase, ~230 V, 50 Hz				
Capacity	Cooling	kW	1.1	2.2	2.8	3.6	4.0	1.1	2.2	2.8	3.6	4.0
	Heating		1.3	2.8	3.2	4.0	4.5	1.3	2.8	3.2	4.0	4.5
Input power		W	12	19	20	25	36	12	19	34	25	36
Airflow rate	High	m^3/h	450	550	610	690	800	450	550	610	690	800
	Med-High		430	510	560	610	740	430	510	560	610	740
	Med		400	470	510	560	680	400	470	510	560	680
	Med-Low		380	410	440	530	610	380	410	440	530	610
	Low		360	360	360	470	550	360	360	360	470	550
	Quiet		310	310	310	330	330	310	310	310	330	330
Sound pressure level	High	dB(A)	31	34	37	40	44	31	35	43	40	44
	Med-High		30	32	35	37	42	30	32	38	37	42
	Med		28	30	32	35	40	28	30	34	35	40
	Med-Low		27	28	29	33	37	27	27	29	33	37
	Low		26	26	26	30	34	26	24	24	30	34
	Quiet		22	22	22	24	24	22	22	22	24	24
Net Dimensions (H × W × D)		mm	268 × 840 × 203					268 × 840 × 203				
Weight		kg	8.0	8.5	8.5	8.5	8.5	8.0	8.5	8.5	8.5	8.5
Connection pipe diameter	Liquid (Flare)	mm	6.35	6.35	6.35	6.35	6.35	6.35	6.35	6.35	6.35	6.35
	Gas (Flare)		9.52	9.52	9.52	12.70	12.70	9.52	9.52	9.52	12.70	12.70
Drain Hose Diameter (I.D./O.D.)			13.8/15.8 to16.7					13.8/15.8 to16.7				
EV kit (optional)			–					UTR-EV09XB			UTR-EV14XB	
Indoor Unit List Price		**£**	**744**	**744**	**757**	**780**	**828**	**670**	**670**	**685**	**684**	**735**
EEV List Price		**£**	-					**95**			**96**	

Note: Specifications are subject to the following conditions:
Cooling: Indoor temperature of 27°CDB/19°CWB, and outdoor temperature of 35°CDB/24°CWB.
Heating: Indoor temperature of 20°CDB/(15°CWB), and outdoor temperature of 7°CDB/6°CWB.
Pipe length: 7.5 m; Height difference between outdoor unit and indoor unit: 0 m. Voltage: 230 [V]
When connecting ASY*004G**H, ASY*007G**H, ASY*009G**H to an outdoor unit other than the outdoor unit of the J-IVL Series, the gas pipe diameter should be 1/2 inch.

Optional parts

*For more details, please refer to the chapter "Optional parts".

External power supply unit: UTZ-GXXA, UTZ-GXXC*
WLAN adapter: UTY-TFSXJ3
FG-AC-WIF1Z1
Silver Ion Filter: UTR-FA16-5
Remote sensor kit: UTY-XSZXZ1

Dimensions

(Unit: mm)

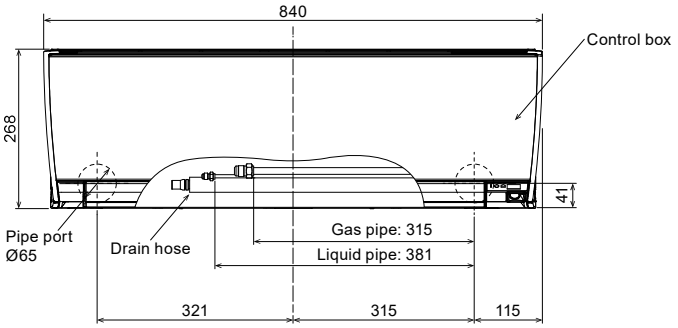

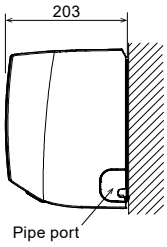

VRF

Wall-mounted type

DC FAN

Powerful & Comfort airflow

Powerful Airflow

(ASYA030GTEH)



Power diffuser

(ASYA18/24GBCH)

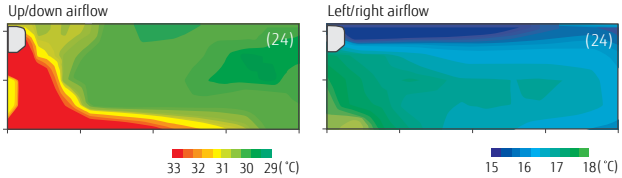

The Human sensor contributes to further energy savings. (ASYA030/034GTEH only)

Energy saving operation starts automatically by detecting the motion of a person. Two modes of save operation mode and stop mode can be selected.

*If you want to use the Human sensor control' function, you need an setting device that can set the Human sensor control' function. For example: Wired RC (Touch panel).

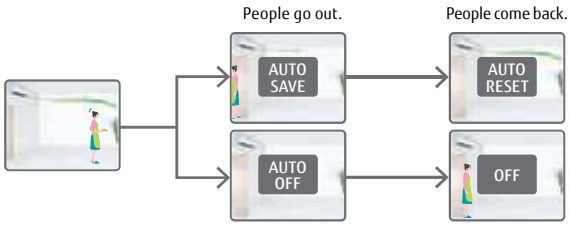

6-step fan speed control for quiet operation

The airflow pattern achieves significant noise reduction. A 6-step sound level setting allows for multiple-step silent operations.

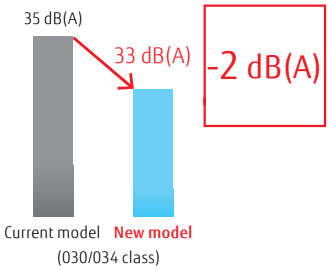

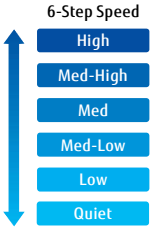

* Remote controller is compatible with the following:
UTY-RNRYZ5 / UTY-RLRY / UTY-RSRY / UTY-RHRY / UTY-DCGYZ3 / UTY-ALGXZ1 / UTY-APGXZ1

Model: ASYA18GBCH / ASYA24GBCH

ASYA030GTEH / ASYA034GTEH

ASYA18/24GBCH

ASYA030/034GTEH

Specifications

Model name			ASYA18GBCH	ASYA24GBCH	ASYA030GTEH	ASYA034GTEH
Power source			Single phase, ~230 V, 50 Hz		Single phase, ~230 V, 50 Hz	
Capacity	Cooling	kW	5.6	7.1	9.0	10.0
	Heating		6.3	8.0	10.0	11.2
Input power		W	32	60	74	103
Airflow rate	High	m^3/h	840	1,100	1,440	1,620/1,520
	Med-High		-	-	1,200	1,300
	Med		770	910	1,050	1,120
	Med-Low		-	-	940	980
	Low		690	730	890	890
	Quiet		-	-	700	700
Sound pressure level	High	dB(A)	41	48	53	55/54
	Med-High		-	-	49	51
	Med		39	43	45	47
	Med-Low		-	-	42	43
	Low		35	35	39	39
	Quiet		-	-	33	33
Net Dimensions (H × W × D)		mm	320 × 998 × 238	320 × 998 × 238	340 × 1,150 × 280	340 × 1,150 × 280
Weight		kg	15	15	18	18
Connection pipe diameter	Liquid (Flare)	Inch	1/4	3/8	3/8	3/8
	Gas (Flare)		1/2	5/8	5/8	5/8
Indoor Unit List Price		**£**	**858**	**938**	**1,024**	**1,157**

Note: Specifications are subject to the following conditions:
Cooling: Indoor temperature of 27°CDB/19°CWB, and outdoor temperature of 35°CDB/24°CWB.
Heating: Indoor temperature of 20°CDB/(15°CWB), and outdoor temperature of 7°CDB/6°CWB.
Pipe length: 7.5 m; Height difference between outdoor unit and indoor unit: 0 m. Voltage: 230 [V].
When connecting ASYA18GBCH to an outdoor unit other than the outdoor unit of the J-IVL Series, the pipe diameter should be 3/8 & 5/8 inch (Liquid/Gas).

Optional parts

*For more details, please refer to the chapter "Optional parts".

External power supply unit: UTZ-GXXA (030/034), UTZ-GXXC* (030/034)
WLAN adapter: UTY-TFSXJ3 (030/034)
FG-RC-WIF1Z2 (18/24)
FG-AC-WIF1Z1 (030/034)

Silver Ion Filter: UTR-FA13-3
Remote sensor kit: UTY-XSZXZ1

Dimensions

(Unit: mm)

Models: ASYA18 / ASYA24

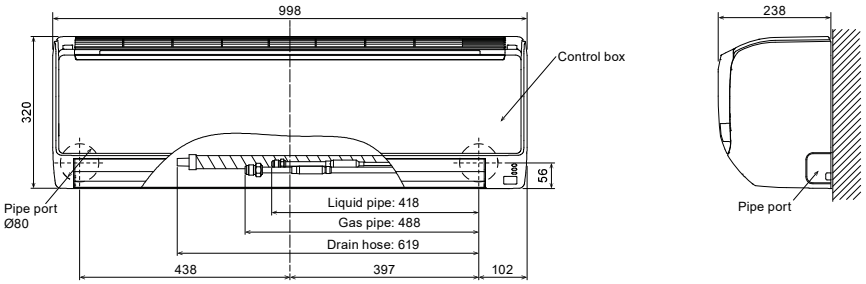

Models: ASYA030 / ASYA034

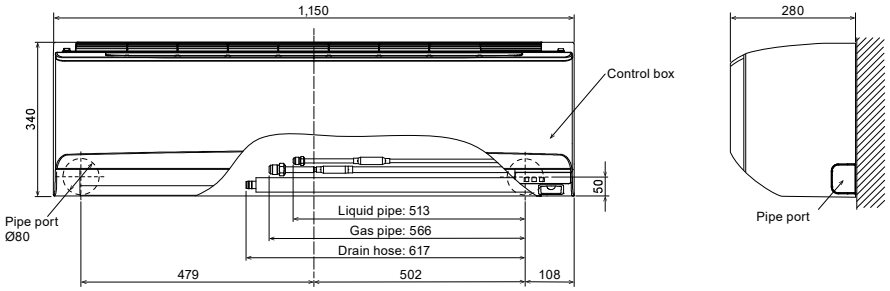

VRF

Control System Overview

for VRF

To meet the diverse needs of customers, we offer a variety of control options for our VRF systems, such as individual control, centralized control, and building management system (BMS) options.

Air Conditioning
Individual control

NEW

Wired remote controller
(Design type)
UTY-RVRY

Wired remote controller
(with touch panel)
UTY-RNRYZ5

Compact wired remote controller
UTY-RCRYZ1

Simple remote controller
UTY-RSRY
UTY-RHRY
Without operation mode

NEW

Wireless Remote Controller
UTY-LNVY
UTY-LNHY

For Duct type

For One-way flow cassette Series/ 3D-flow cassette Series/duct type

for Circular flow cassette Series

IR receiver unit

UTB-YWC for duct type

UTY-TRHX
for One-way flow cassette Series
3D flow cassette Series/duct type

UTY-LBHXD
for Circular flow cassette Series

Air Conditioning
Centralized control

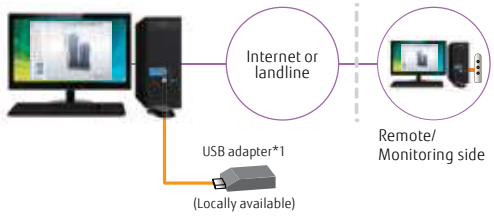

System controller Software
UTY-APGXZ1/UTY-ALGXZ1 (Lite version)

Up to **1600**[*2] Indoor units

*1: Echelon® U10 USB Network Interface
*2: The Lite version controls up to 400 indoor units.

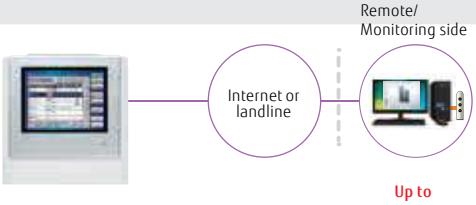

Touch panel controller
UTY-DTGYZ1

Up to **400** Indoor units

NEW

Central remote controller
UTY-DCGYZ3

Up to **100** Indoor units

Converters/Adapters

For external control via BMS/Home Automation Systems

BACnet® gateway
UTY-ABGXZ1 Software

VTY-VBGX Hardware

BACnet® interface
for Indoor units
FG-AC-BAC1Z1

Network converter
(For LONWORKS™)
UTY-VLGX

MODBUS® converter
for Indoor units
UTY-VMSX

for VRF
UTY-VMGX

KNX® converter
for Indoor units
UTY-VKSX

for VRF
UTY-VKGX

WLAN adapter
UTY-TFSXJ3

External switch controller
UTY-TERX

BMS*3/Home automation system

or

*3: BMS/BAS: Building Management System/Building Automation System

Card-key
(Locally available)

Internet device

Converters/Adapters

for system expansion

Network converter
DC power supply type
UTY-VTGX

Network converter
AC power supply type
UTY-VTGXV

Signal amplifier
UTY-VSGXZ1

Controller system list (available) for VRF

Controller Options:

Type		Refrigerant	Indoor unit									
			Cassette						Duct			
			One-way flow	3D flow	Compact Grid type/Standard type		Slim type	Large type	Low static pressure duct			
							Circular flow		Mini (With drain pump)	Slim (With drain pump)		
						High Efficiency						High Efficiency
		R32			AUXB 004/005/007/009/012/014/018HLAH	AUXN 009/012/014 HLAH					ARXD 004/005/007/009/012/014/018/024 HLAH	ARXP 009/012/014 HLAH
		R410A	AUXV 004/007/009/012/014/018/024GLEH	AUXS 018/024 GLEH	AUXB 004/007/009/012/014/018/024GLEH		AUXM 018/024/030 GLEH	AUXK 018/024/030/034/036/045/054GLEH	ARXK 004/007/009/012/014/018/024GLGH	ARXD 04GALH	ARXD 007/009/012/014/018/024 GLEH	
Controllers	Wired remote controller		● UTY-RVRY									
			● UTY-RNRYZ5									
			● UTY-RCRYZ1									
	Simple remote controller	Nonpolar 2-core type	● UTY-RSRY UTY-RHRY									
	Wireless remote controller	UTY-LNVY UTY-LNHY	● UTY-LNVY UTY-LNHY									
	IR receiver unit		● UTY-TRHX				● UTY-LBHXD		● UTY-TRHX	● UTB-YWC	● UTY-TRHX	
	Central remote controller		● UTY-DCGYZ3									
	Touch panel controller		● UTY-DTGYZ1									
	System controller, System controller Lite		● UTY-APGXZ1, UTY-ALGXZ1									

Indoor unit													
Duct			Floor		Ceiling/ Floor	Ceiling	Wall-mounted						
Low static pressure duct	Medium static pressure	High static pressure	–	External EEV			–	External EEV	–	External EEV	–	–
High Efficiency	Normal	Normal											
							ASYA 004/005/007/ 009/012/014 HCAH	ASYE 004/005/007/ 009/012/014 HCAH				
ARXP 018/030 GLFH	ARXA 024/030/ 036/045 GLEH	ARXC 036/045/060/ 072/090/096 GTEH	AGYA 004/007/ 009/012/014 GCGH	AGYE 004/007/ 009/012/014 GCEH	ABYA 012/014/ 018/024 GTEH	ABYA 030/036/ 045/054 GTEH	ASYA 004/007/009 GCGH	ASYE 004/007/009 GCEH	ASYA 012/014GCGH	ASYE 012/014GCEH	ASYA 18/24GBCH	ASYA 030/034GTEH
● UTY-RVRY												
● UTY-RNRYZ5												
● UTY-RCRYZ1												
● UTY-RSRY UTY-RHRY												
● UTY-LNVY UTY-LNHY												
● UTY-TRHX												
● UTY-DCGYZ3												
● UTY-DTGYZ1												
● UTY-APGXZ1, UTY-ALGXZ1												

Controller system list (available) for VRF

Controller Options:

Type		Refrigerant	Indoor unit									
			Cassette						Duct			
			One-way flow	3D flow	Compact Grid type/Standard type		Slim type	Large type	Low static pressure duct			
							Circular flow		Mini (With drain pump)	Slim (With drain pump)		
						High Efficiency						High Efficiency
		R32			AUXB 004/005/007/009/012/014/018HLAH	AUXN 009/012/014 HLAH					ARXD 004/005/007/009/012/014/018/024 HLAH	ARXP 009/012/014 HLAH
		R410A	AUXV 004/007/009/012/014/018/024GLEH	AUXS 018/024 GLEH	AUXB 004/007/009/012/014/018/024GLEH		AUXM 018/024/030 GLEH	AUXK 018/024/030/034/036/045/054GLEH	ARXK 004/007/009/012/014/018/024GLGH	ARXD 04GALH	ARXD 007/009/012/014/018/024 GLEH	
Interfaces	BACnet® gateway		● UTY-ABGXZ1, UTY-VBGX									
		CN connector type	● FG-AC-BAC1Z1								● FG-AC-BAC1Z1	
		IR type	● FG-IR-BMG1Z1+ UTY-TRHX		● FG-IR-BMG1Z1		● FG-IR-BMG1Z1+ UTY-LBHXD		● FG-IR-BMG1Z1+ UTY-TRHX	● FG-IR-BMG1Z1+ UTB-YWC	● FG-IR-BMG1Z1+ UTY-TRHX	
	Network converter for LonWorks™		● UTY-VLGX									
	MODBUS® Converter		● UTY-VMSX								● UTY-VMSX	
			● UTY-VMGX									
	MODBUS® interface	3-wire RC-line type / CN connector type	● FG-AC-MBS1Z1							● FG-RC-MBS1Z1	● FG-AC-MBS1Z1	
	KNX® converter		● UTY-VKSX								● UTY-VKSX	
			● UTY-VKGX									
	KNX® interface	3-wire RC-line type / CN connector type	● FG-AC-KNX1Z1							● FG-RC-KNX1Z1	● FG-AC-KNX1Z1	
	WLAN adapter	CN connector type*1	● UTY-TFSXJ3						● UTY-TFSXJ3 (007-024)		● UTY-TFSXJ3	
		3-wire RC-line type / CN connector type	● FG-AC-WIF1Z1							● FG-RC-WIF1Z2	● FG-AC-WIF1Z1	
		IR type	● FG-IR-WIF1Z1+ UTY-TRHX		● FG-IR-WIF1Z1		● FG-IR-WIF1Z1+ UTY-LBHXD		● FG-IR-WIF1Z1+ UTY-TRHX	● FG-IR-WIF1Z1+ UTB-YWC	● FG-IR-WIF1Z1+ UTY-TRHX	
	External switch controller		● UTY-TERX									

Indoor unit												
Duct			Floor		Ceiling/ Floor	Ceiling	Wall-mounted					
Low static pressure duct	Medium static pressure	High static pressure	–	external EEV			–	external EEV	–	external EEV	–	–
High Efficiency	Normal	Normal										
							ASYA 004/005/007/ 009/012/014 HCAH	ASYE 004/005/007/ 009/012/014 HCAH				
ARXP 018/030 GLFH	ARXA 024/030/ 036/045 GLEH	ARXC 036/045/060/ 072/090/096 GTEH	AGYA 004/007/ 009/012/014 GCGH	AGYE 004/007/ 009/012/014 GCEH	ABYA 012/014/ 018/024 GTEH	ABYA 030/036/ 045/054 GTEH	ASYA 004/007/009 GCGH	ASYE 004/007/009 GCEH	ASYA 012/014GCGH	ASYE 012/014GCEH	ASYA 18/24GBCH	ASYA 030/034GTEH
● UTY-ABGXZ1, UTY-VBGX												
● FG-AC-BAC1Z1												● FG-AC-BAC1Z1
● FG-IR-BMG1Z1+ UTY-TRHX			● FG-IR-BMG1Z1									
● UTY-VLGX												
● UTY-VMSX												● UTY-VMSX
● UTY-VMGX												
● FG-AC-MBS1Z1											● FG-RC-MBS1Z1	● FG-AC-MBS1Z1
● UTY-VKSX												● UTY-VKSX
● UTY-VKGX												
● FG-AC-KNX1Z1											● FG-RC-KNX1Z1	● FG-AC-KNX1Z1
● UTY-TFSXJ3												● UTY-TFSXJ3
● FG-AC-WIF1Z1											● FG-RC-WIF1Z2	● FG-AC-WIF1Z1
● FG-IR-WIF1Z1+ UTY-TRHX			● FG-IR-WIF1Z1									
● UTY-TERX												

*1: For compatibility of the new WLAN adapters with the indoor units which are not listed in this catalogue, please refer to page C-021.

Optional parts Overview

For VRF

A variety of optional parts are available to enable installation of the selected indoor unit properly according to the environment.

Optional Parts For Cassette

Human sensor kit

A built-in thermo sensor monitors and controls room temperature accurately.

Cassette grille

A lineup of cassette grills that match a variety of interiors. A grid ceiling-type cassette grille has been added to the lineup.

For 3D flow cassette

Silver ion filter

The Silver ion filter helps to keep indoor air free from viruses, bacteria and molds.*

Fresh air intake kit

Fresh air can be taken in by a fan connected to an external control unit.

Optional Parts For V-IV

Pressure sensor kit

When installed, the height difference between the outdoor unit and indoor unit can be allowed up to 110 m.

Optional Parts For R32 VRF products

NEW

Gas Sensor kit

Used to ensure standards compliance and safety when R32 VRF products are installed.

NEW

Expansion kit

Connect to indoor units to expand the number of inputs and outputs when using multiple safety devices or external input / output functions.

Optional Parts For Floor

Silver ion filter

The Silver ion filter helps to keep indoor air free from viruses, bacteria and molds.*

Optional Parts

For Duct & Ceiling

Auto louver grille kit
The optional clean-looking flat Auto louver grille blends into any interior and provides a comfortable airflow.

Remote sensor unit
The remote sensor provides additional convenience.

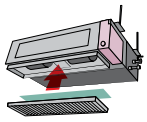

Silver ion filter
The Silver ion filter helps to keep indoor air free from viruses, bacteria and molds.*

Long-life filter
Captures grit and dust. Long-life design with consideration of running costs.

Flange
Flanges are used when connecting a medium static pressure duct type and a ceiling type with air intake and exhaust ducts.

Drain pump unit
Drains water that has accumulated during operation.

Connection Parts

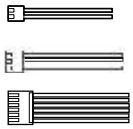

External connect kit & set
Connect the printed circuit board (PCB) to external devices.

Seperation tubes
Seperation tubes are available to separate the pipes when connecting multiple indoor units in a VRF system.

External power supply unit
The External power supply unit protects the increment in the system even if the power supply for some of the indoor units is shut down.

*Not a result of experiments in an actual use environment. Silver ion filter inhibits activity or growth of microorganism, but do not prevent infection.

Optional parts list for VRF

Type	Refrigerant	Indoor unit						
		Cassette				Duct		
		One-way flow	3D flow	Compact grid type/ Standard type	Circular flow	Mini (With drain pump)	Slim (With drain pump)	
	R32			AUXB 004/005/007/ 009/012/014/ 018HLAH				ARXD 004/005/007/ 009/012/014/ 018/024 HLAH
	R410A	AUXV 004/007/009/ 012/014/018/ 024GLEH	AUXS 018/024GLEH	AUXB 004/007/009/ 012/014/018/ 024GLEH	AUXK 018/024/030/ 034/036/045/ 054GLEH	ARXK 004/007/009/ 012/014/018/ 024GLGH	ARXD 04GALH	ARXD 007/009/012/ 014/018/024 GLEH
Human sensor kit					● UTY-SHZXC			
Remote sensor unit		● UTY-XSZXZ1						
Cassette grille	UTG-UNYA-W UTG-UNYB-W UTG-USYA-W UTG-UKYC-W UTG-UFYE-W UTG-UFYH-W UTG-UKYA-B	● UTG-UNYA-W (004-012) UTG-UNYB-W (014-024)	● UTG-USYA-W	● UTG-UFYE-W UTG-UFYH-W (HLAH)	● UTG-UKYC-W UTG-UKYA-B			
Auto louver grille kit						● UTD-GXTA-W (4-14), UTD-GXTB-W (18), UTD-GXTC-W (24)		
Silver ion filter				● UTD-HFAA	● UTD-HFRA	● UTD-HFTA (004-014) UTD-HFTB (018) UTD-HFTC (024)	● UTD-HFTA	● UTD-HFTA (007-014) UTD-HFTB (018) UTD-HFTC (024)
Long-life filter								
Flange								
Drain Pump Unit								
Fresh air intake kit*1	For Compact cassette / For Circular flow cassette			● UTZ-VXAA	● UTZ-VXRA			
External power supply unit		● UTZ-GXXA UTZ-GXXC		● UTZ-GXXA UTZ-GXXC UTZ-GXXD (HLAH)	● UTZ-GXXA UTZ-GXXC			● UTZ-GXXA UTZ-GXXC UTZ-GXXD (HLAH)
Pressure sensor kit								
Gas sensor kit				● UTY-SGZY (HLAH)				● UTY-SGZY (HLAH)

Indoor unit											
Duct			Floor		Floor/Ceiling	Ceiling	Wall-mounted				V-IV Series
Medium static pressure	High static pressure		–	external EEV			–	external EEV	–	–	
							ASYA 004/005/007/ 009/012/014 HCAH	ASYE 004/005/007/ 009/012/014 HCAH			
ARXA 024/030/ 036/045 GLEH	ARXC 036/045/060 GTEH	ARXC 072/090/096 GTEH	AGYA 004/007/ 009/012/014 GCGH	AGYE 004/007/ 009/012/014 GCEH	ABYA 012/014/ 018/024 GTEH	ABYA 030/036/ 045/054 GTEH	ASYA 004/007/009 012/014 GCGH	ASYE 004/007/009 012/014 GCEH	ASYA 18/24GBCH	ASYA 030/034GTEH	AJY 072/090/108/ 126/144/162 LALDH
● UTY-XSZXZ1							● UTY-XSZXZ1				
● UTD-HFND	● UTD-HFKB		● UTR-FA03-5				● UTR-FA16-5		● UTR-FA13-3		
● UTD-LF25NA	● UTD-LF60KA										
● UTD-SF045T UTD-RF204						● UTD-RF204					
● UTZ-PX1NBA						● UTR-DPB24T					
● UTZ-GXXA UTZ-GXXC							● UTZ-GXXA UTZ-GXXC UTZ-GXXD (HCAH)			● UTZ-GXXA UTZ-GXXC	
											● UTY-SPWX
							● UTY-SGZY (HCAH)				

Function list for VRF

External input and output function/External connect kit

Type		Indoor unit									
		Cassette				Duct				Floor	
	Refrigerant	One-way flow	3D flow	Compact grid type/ Standard type	Circular flow	Mini (With drain pump)	Slim (With drain pump)	Medium static pressure	High static pressure	-	EEV external
	R32			AUXB 004/005/007/ 009/012/014/ 018HLAH			ARXD 004/005/007/ 009/012/014/ 018/024 HLAH				
	R410A	AUXV 004/007/009/ 012/014/018/ 024GLEH	AUXS 018/024 GLEH	AUXB 004/007/009/ 012/014/018/ 024GLEH	AUXK 018/024/030/ 034/036/045/ 054GLEH	ARXK 004/007/009/ 012/014/018/ 024GLGH	ARXD 007/009/012/ 014/018/024 GLEH, ARXD 04GALH	ARXA 024/030/ 036/045 GLEH	ARXC 036/045/060 072/090/096 GTEH	AGYA 004/007/ 009/012/014 GCGH	AGYE 004/007/ 009/012/014 GCEH
Input	Operation/Stop	● UTY-XWZXZD ○ UTY-XWZXZB									
	All On/All Off										
	Group stop										
	Forced stop	● UTY-XWZXZD ○ UTY-XWZXZB									
	Emergency stop	● UTY-XWZXZD ○ UTY-XWZXZB									
	Forced thermostat off	● UTY-XWZXZE ○ UTY-XWZXZ7									
	Low noise mode operation										
	Cooling/ Heating priority										
	Outdoor unit operation peak control										
	Power usage information from electricity meter										
Output	Operation status	● UTY-XWZXZC									
	Error status	● UTY-XWZXZC									
	Indoor unit fan operation status	● UTY-XWZXZC									
	Auxiliary heater output					● UTY-XWZXZC					
	Base pan heater										
Other	Expansion kit			●UTZ-JXXA+ UTY-XWZXZL (HLAH)			●UTZ-JXXA+ UTY-XWZXZL (HLAH)				

*2: The Touch panel controller has the functions of dry contact and voltage application, but the external connection kit described above is not necessary because the touch panel controller has an external input terminal block.

Communication system

External connect kit

£9 each

UTY-XWZXZA

UTY-XWZXZD

UTY-XWZXZB

UTY-XWZXZE

UTY-XWZXZC

UTY-XWZXZF

Indoor unit						Outdoor unit						controller	Other
		Wall-mounted											
Floor/Ceiling		–	EEV external	–		J-VS	J-IVL	J-IV	J-IVS	V-IV	VR-IV	Central remote controller	RB unit
		ASYA 004/005/007/ 009/012/014 HCAH	ASYE 004/005/007/ 009/012/014 HCAH			AJY 040/045/054 KCTAH							
ABYA 012/014/018/ 024GTEH	ABYA 030/036/045/ 054GTEH	ASYA 004/007/009 012/014 GCGH	ASYE 004/007/009 012/014 GCEH	ASYA 18/24GBCH	ASYA 030/034GTEH		AJY 072/090/108/ 126/144/162 LELDH	AJY 040/045/054 LBLDH, AJY 040/045/054 LELDH	AJY 040/045/054 LCLDH	AJY 072/090/108/ 126/144/162 LALDH	AJY 072/090/108/ 126/144 GALDH	UTY-DCGYZ3	UTP-RX01AH UTP-RX01BH UTP-RX01CH UTP-RX04BH UTP-RX08AH UTP-RX12AH
● UTY-XWZXZD ○ UTY-XWZXZB													
												●UTY-XWZXZ7 ○UTY-XWZXZ8	
						● UTY-XWZXZ6							
● UTY-XWZXZD ○ UTY-XWZXZB													
● UTY-XWZXZD ○ UTY-XWZXZB						● UTY-XWZXZ6						●UTY-XWZXZ7 ○UTY-XWZXZ8	
● UTY-XWZXZE ○ UTY-XWZXZ7													
						● UTY-XWZXZ6							
						● UTY-XWZXZ6							●UTY-XWZXZ6 ○UTY-XWZXZB
						● UTY-XWZXZ6							
						● UTY-XWZXZF							
● UTY-XWZXZC						○ UTY-XWZXZ6						○UTY-XWZXZA	
● UTY-XWZXZC						○ UTY-XWZXZ6						○UTY-XWZXZA	
● UTY-XWZXZC													
						● UTY-XWZXZ9				● UTY-XWZXZ9			
		●UTZ-JXXA+ UTY-XWZXZL (HCAH)											

●: Dry Contact ○: Apply Voltage

UTY-XWZXZ6

UTY-XWZXZ7

UTY-XWZXZ8

UTY-XWZXZ9

Residential, Commercial & Light Commercial

VENTILATION

VENTILATION Lineup

Vn-206 Energy Recovery Ventilator
- ERV Interlock Relay
- Fujitsu Hard Wired Controller Interface

Vn-210 DX kit for Air handling applications
- for VRF Outdoor unit

Vn-212 DX kit for Air handling applications
- for Single Split Outdoor Units

Efficient heat exchange combined with fresh ventilation

The use of a high-efficiency heat-exchanging process achieves outstanding energy efficiency and quiet operation. The heat-exchanging mode or the normal ventilation mode can be appropriately selected according to the air conditioning requirements of the space to create a comfortable air-conditioned space.

Lineup

Airflow rate (m^3/h)	250	350	500	800	1000
Energy Recovery Ventilator	 UTZ-BD025C	 UTZ-BD035C	 UTZ-BD050C	 UTZ-BD080C	 UTZ-BD100C

Connectable capacity class (kW)	5.0	6.3	8.0	10.0	12.5	14.0	20.0	25.0	40.0	50.0
DX kit for Air handling applications for VRF Outdoor unit	 EEV unit UTP-VX30A	 Control unit UTY-VDGX		 EEV unit UTP-VX60A	 Control unit UTY-VDGX		 EEV unit UTP-VX90A	 Control unit UTY-VDGX	 EEV unit UTP-VX90A × 2	 Control unit UTY-VDGX

Connectable capacity class (kW)	2.5 - 22.0
DX kit for Air handling applications for Single Split Outdoor Units	 UTY-XDZXUK

Energy Recovery Ventilator

The energy recovery ventilator unit provides energy efficiency for comfort and improved savings.

Heat exchange ventilation and normal ventilation

Heat exchange ventilation
When a room is cooled or heated, the exhausted cooling or heating energy is recovered by heat exchange ventilation.

Normal ventilation
Used when the indoor space does not require cooling or heating, i.e., when there is little temperature difference between the indoor and outdoor environments.

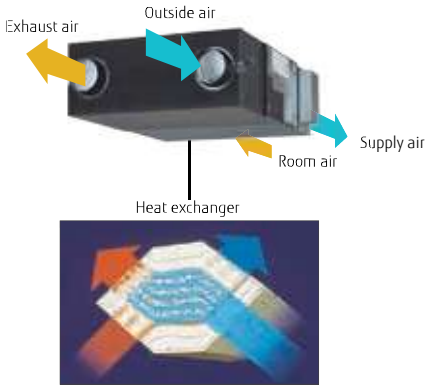

A high-efficiency counter-flow heat-exchanging element is used in the setup.

Energy efficiency and ecology

The use of a counter-flow heat-exchanging element, designed to recover up to 77% of heat from the outgoing air, significantly reduces energy consumption. The air conditioning load is reduced by approximately 20%, which results in substantial savings in energy cost.

Comparison of heat-exchanging elements

Air flows in a straight line through a crossflow element. In contrast, air flows for a longer time (a longer distance) through a counter-flow element to achieve more consistent heat-exchanging performance.

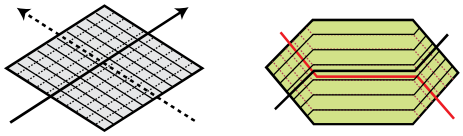

Other element
(Cross-flow element)

Fujitsu element
(Counter-flow element)

Quiet operation

Significantly lower noise levels are achieved by reducing pressure loss.

25.5dB
(UTZ-BD035C)

Extended range of external static pressure

The use of a powerful fan motor improves the external static pressure. This allows it to be installed in a variety of buildings.

Slim design for easier installation

The use of a counter-flow heat-exchanging element made it possible to design a quieter, slimmer unit.

Height **270 mm**
UTZ-BD025C

Height **388 mm**
UTZ-BD080C/BD100C

Height **317 mm**
UTZ-BD035C/BD050C

Reverse-mountable direct air supply and exhaust system

Simplifies the duct design, due to its straight ducts for air supply and exhaust. Since each unit can be mounted facing opposite directions, only one inspection hole is needed for two units. This makes duct work easier and more flexible.

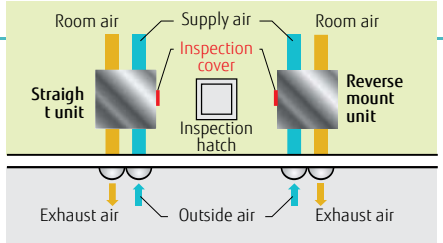

Simple remote operation

Easy operation with connected liquid crystal switch

- Power On/Off
- On/Off Timer
- Air volume High/Low
- Clean filter display
- Heat exchange ventilation and normal ventilation

Model: UTZ-BD025C/UTZ-BD035C/UTZ-BD050C/UTZ-BD080C/UTZ-BD100C

UTZ-BD025C UTZ-BD035C UTZ-BD050C UTZ-BD080C UTZ-BD100C

Specifications

Rated flow rate				250 m³/h	350 m³/h	500 m³/h	800 m³/h	1000 m³/h
Model name				UTZ-BD025C	UTZ-BD035C	UTZ-BD050C	UTZ-BD080C	UTZ-BD100C
Power source				Single phase, ~220 to 240 V, 50 Hz				
Heat Exchange Ventilation	Input power	(Extra high)/High/Low	W	128/123/96	190/185/168	289/225/185	418/378/295	464/432/311
	Airflow rate	(Extra high)/High/Low	m³/h	250/250/190	350/350/240	500/500/440	800/800/630	1,000/1,000/700
			l/s	69/69/52	97/97/66	138/138/122	222/222/175	277/277/194
	External static pressure	(Extra high)/High/Low	Pa	105/95/45	140/60/45	120/60/35	140/110/55	105/80/75
	Temperature exchange efficiency	(Extra high)/High/Low	%	75/75/77	75/75/78	75/75/76	75/75/76	75/75/79
	Energy exchange efficiency cooling	(Extra high)/High/Low	%	63/63/65	66/66/71	62/62/64	65/65/68	65/65/70
	Energy exchange efficiency heat pump	(Extra high)/High/Low	%	70/70/72	69/69/73	67/67/69	71/71/74	71/71/ 76
	Sound pressure level	(Extra high)/High/Low	dB*	31.5/30.5/26.5	33.0/31.0/25.5	37.5/35.5/32.5	37.5/37.0/34.5	38.5/37.5/34.5
Normal Ventilation	Input power	(Extra high)/High/Low	W	128/123/96	190/185/168	289/225/185	418/378/295	464/432/311
	Airflow rate	(Extra high)/High/Low	m³/h	250/25/190	350/350/240	500/500/440	800/800/630	1,000/1,000/700
			l/s	69/69/52	97/97/66	138/138/122	222/222/175	277/277/194
	External static pressure	(Extra high)/High/Low	Pa	105/95/45	140/60/45	120/60/35	140/110/55	105/80/75
	Sound pressure level	(Extra high)/High/Low	dB*	31.5/30.5/26.5	33.0/31.0/25.5	38.5/38.0/32.5	37.5/37.0/34.5	40.5/39.5/36.5
Dimensions		W × D × H	mm	882 × 599 × 270	1,050 × 804 × 317	1,090 × 904 × 317	1,322 × 884 × 388	1,322 × 1,134 × 388
Weight			kg	29	49	57	71	83
Outlet duct diameter			mm	150	150	200	250	250
Operating range			℃	-10 to 40	-10 to 40	-10 to 40	-10 to 40	-10 to 40
Maximum humidity			%	85	85	85	85	85
Unit List Price			**£**	**1,323**	**1,584**	**1,877**	**2,564**	**3,012**

* Noise level measured 1.5 m below the center of the unit

Dimensions

(Unit: mm)

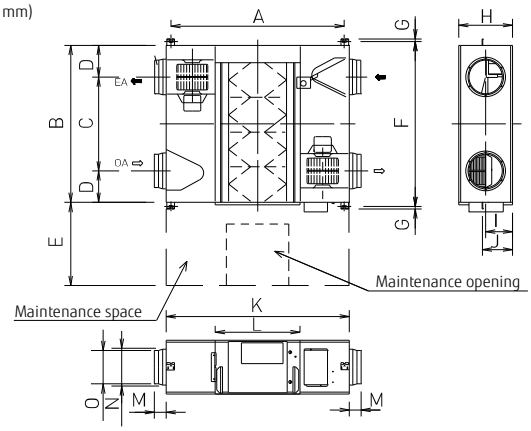

	UTZ-BD025C	UTZ-BD035C	UTZ-BD050C	UTZ-BD080C	UTZ-BD100C
A	810	978	1,018	1,250	1,250
B	599	804	904	884	1,134
C	315	580	640	428	678
D	142	112	132	228	228
E	600	600	600	600	600
F	655	860	960	940	1,190
G	19	19	19	19	19
H	270	317	317	388	388
I	135	159	159	194	194
J	159	182	182	218	218
K	882	1,050	1,090	1,322	1,322
L	414	470	470	612	612
M	95	70	70	85	85
N	Ø164	Ø164	Ø210	Ø258	Ø258
O	Ø144	Ø144	Ø194	Ø242	Ø242

Energy Recovery Ventilator Options

Energy recovery ventilator unit offers maximum comfort and greater energy savings.

ERV Interlock Relay

This accessory will allow an Energy Recovery Ventilator unit to start & stop in unison with the connected indoor unit
(There will be no control over on / off, fan speed or damper bypass)

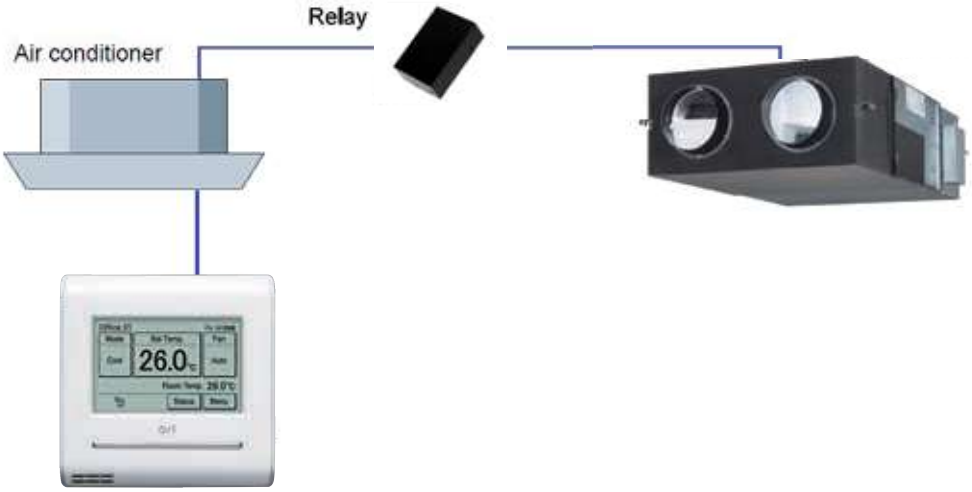

Model		UTY-ERVRELAY1
Power Supply		208-240V 50Hz, Single Phase
Dimensions (HxWxD)	mm	
Weight	kg	
List Price	**£**	**95**

If this interlock relay is installed you must not install the controller that comes with the ERV, Damage will occur

Hard wired Control Interface

In order to use a Fujitsu hard-wired controller with the ERV units an interface is required

The UTIERV2 interface provides the following features:-

- UTI-ERV2 interrface is supplied with an outside air intake duct sensor for control of the ERV bypass damper e.g. heat recovery or "free cooling" bypass mode
- Dry contact terminals for remote on/off e.g. from BMS
- Allows the use of a Fujitsu UTY-RNNYM* hard wired controller which has the following features:
- Allows ERV fan speed selection from the remote controller
- Controller has an integral 7 day programmable time clock
- Controller has temperature selection for auto control of the damper
- Filter clean indicator facility
- Manual or Auto control of the bypass damper



Description of the buttons on UTY-RNNYM remote

1. Start / Stop
2. Set Temperature
3. Master Control
4. Fan Control
5. ERV on/off
6. Timer mode (clock adjust)
7. Day (day off)
8. Set Back
9. Set Time
10. Delete
11. Set
12. N/A
13. N/A
14. Filter Button
15. Operation Lamp
16. Timer & Clock Display
17. Operation Mode Display
18. Fan Speed Display
19. Operation Lock Display
20. Temperature Display
21. Function Display
    - Delete
    - Set Button

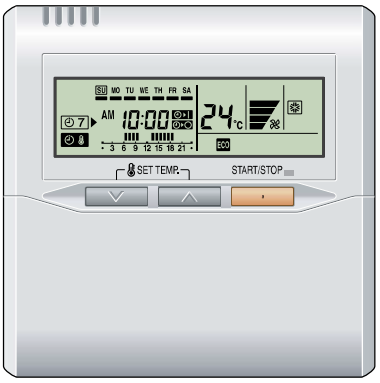

Model		UTI-ERV-2	UTY-RNNYM
Power Supply		208-240V 50/60Hz, Single Phase	From UTI-ERV-2
Power Consumption	W	6.5	-
Dimensions (HxWxD)	mm	67x288x211	120x120x18
Weight	kg	1.5	0.16
List Price	**£**	**443**	**131**

If this interface is installed you must not use the controller that comes with the ERV, Damage will occur

*UTYRNNYM to be ordered seperately

DX kit
for Air handling applications
for VRF Outdoor unit

With these kits, air handling units (AHUs) and fan coil units (FCUs) from other manufacturers can be incorporated into Fujitsu General VRF systems, or one AHU can be connected to one Fujitsu General VRF dedicated outdoor unit to control outdoor ventilation and room temperatures.

Multiple temperature sensors optimally control an Air handling unit and a fan coil unit.

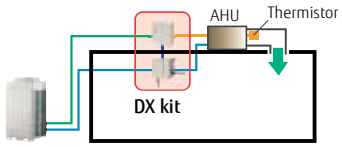

When connected to an Air handling unit, the temperature of supply air is controlled by a discharge air sensor.

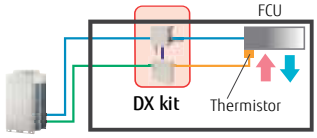

When connected to a fan coil unit, the room temperature is controlled by the discharge air sensor.

Application as part of a VRF system

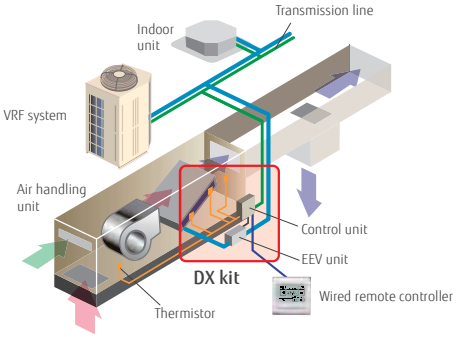

Supports a wide range of capacity classes

- Two EEV units can be connected in parallel to large-capacity units of up to 20 HP (50 kW). (UTP-LX180A separation tube required)
- Connectable capacity range: 5 kW to 50 kW

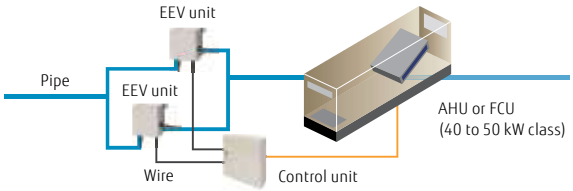

A variety of control options that meet application requirements

Central control enabled by our VRF controllers or central management controllers

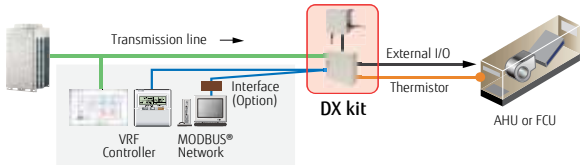

Central control from external controllers

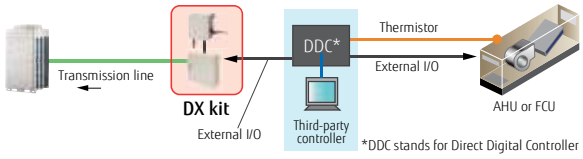

*DDC stands for Direct Digital Controller

Summary of functions

Inputs

- On/Off
- Setting temperature
- Capacity demand
- Heating/Cooling operation modes
- Fault information

Outputs

- On/Off indication
- Fan On/Off indication
- Thermostat On/Off indication
- Defrost indication
- Fault indication

MODBUS® Control

Can be controlled via a MODBUS®-enabled BMS using an optional interface.

Installation requirements

- Connectable VRF Series: All VRF Series
- Capacity range of connectable DX kit systems with outdoor units: 50 to 100% of capacity
- Capacity range of connectable DX kit systems with indoor units: 30% or less of capacity
- Max. wire length from a control unit: 10 m
- Max. pipe length between EEV unit and indoor unit: 5 m
- A control unit (IP54 class) and an EEV unit can be installed outdoors.

Connectable capacity

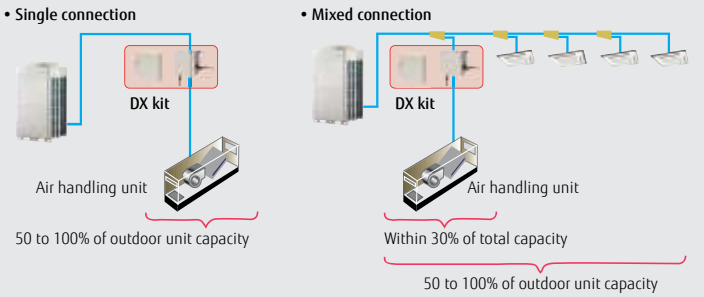

Pipe and wire length

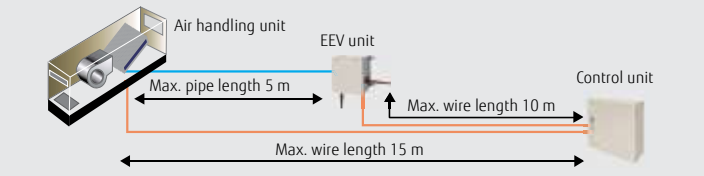

Optional separation tube to connect two EEV units: UTP-LX180A (List Price £123)

Control unit: UTY-VDGX
EEV unit: UTP-VX30A/UTP-VX60A/UTP-VX90A

EEV unit UTP-VX30A | EEV unit UTP-VX60A | EEV unit UTP-VX90A | Control unit UTY-VDGX

Specifications

Connectable capacity class			5.0 kW	6.3 kW	8.0 kW	10.0 kW	12.5 kW	14.0 kW	20.0 kW	25.0 kW	40.0 kW	50.0 kW
Capacity	Cooling	kW	5.6	6.3	8.0	10.0	12.5	14.0	22.4	25.0	40.0	50.4
	Heating		6.3	7.1	9.0	11.2	14.0	16.0	25.0	28.0	45.0	56.5

Control unit		UTY-VDGX
Power source	V/Ø/Hz	230/1/50
Dimensions (H × W × D)	mm	400 × 400 × 120
Unit List Price	**£**	**1,053**

EEV unit		UTP-VX30A	UTP-VX60A	UTP-VX90A	UTP-VX90A × 2
Connection pipe diameter (Liquid)	mm	3/8	1/2	1/2	1/2 x 2
Dimensions (H × W × D)		160 × 220 × 90			
Unit List Price	**£**	**325**	**325**	**325**	**325 x 2**

Note: Specifications are based on the following conditions.
Cooling: Indoor temperature of 27°CDB/19°CWB, and outdoor temperature of 35°CDB/24°CWB.
Heating: Indoor temperature of 20°CDB/(15°CWB), and outdoor temperature of 7°CDB/6°CWB.
Pipe length: 7.5 m Voltage: 230 [V].

DX kit

for Air handling applications

for Single Split Outdoor Units

With this kit, other manufacturers' Air handling units (AHUs) and fan coil units (FCUs) can be incorporated into Fujitsu General Split outdoor units.

Flexible connectivity

This kit allows connections to third-party equipment. This control unit can also be used in conjunction with Fujitsu General single-split outdoor units, providing a perfect solution when a stand-alone Air handling unit is needed.

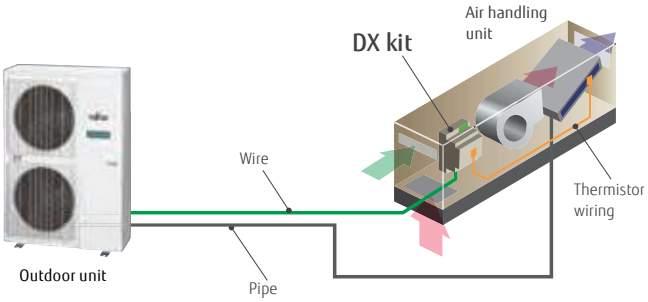

Supports a wide range of capacity classes

Capable of connecting large capacities in the range of 2.5 kW to 22.0 kW (Nominal)

Mobile devices allow for operation from anywhere

Can be operated and managed remotely using your smartphone or tablet.

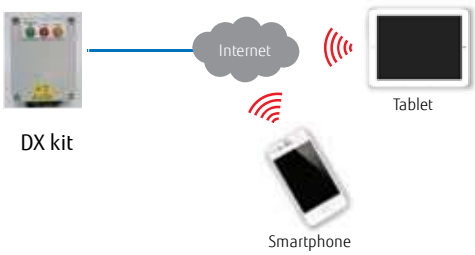

Summary of functions

Inputs

- On/Off
- Heating/Cooling operation modes
- Capacity demand (analogue 0 to 10 V)
- Heat exchanger temperature

Outputs

- Status of Compressor, Defrost, and Errors (Potential free relays)
- Status indicator with LED

Wireless LAN Control

Wireless LAN control through cloud connectivity enables secure remote monitoring and control from anywhere.

Easy installation

- No external expansion device required
- No separate external power supply required, unit powered from outdoor

Model: UTY-XDZX

Specifications

R410A models

BTU			12LBLA	14LBLA	45LATT	60LATT	72LRLA	90LRLA
Capacity (Nominal)	Cooling	kW	3.5	4.3	12.1	15.0	19.0	22.0
	Heating		4.1	5.0	13.3	18.0	22.4	27.0
Outdoor Unit List Price		**£**	**1,128**	**1,195**	**2,506**	**3,040**	**4,180**	**4,358**

R32 models

BTU			09KBTB	12KBTB	14KBTB	18KBTB	22KBTB	24KBTB	30KBTB	36KBTB 36KRTA	45KBTB 45KRTA	54KBTB 54KRTA
Capacity (Nominal)	Cooling	kW	2.5	3.5	4.3	5.2	6.0	6.8	8.5	9.4	12.1	13.3
	Heating		3.2	4.1	5.0	6.0	7.0	7.5	10.0	10.8	13.3	15.8
Outdoor Unit List Price		**£**	**745**	**818**	**948**	**1,099**	**1,286**	**1,415**	**1,642**	**2,044 2,065**	**2,159 2,256**	**2,250 2,273**

Control Box

Model name		UTY-XDZX
Power source	V/Ø/Hz	230/1/50
Dimensions (H × W × D)	mm	90.2 × 53.3 × 57.5
Weight	g	110
Unit List Price	**£**	**1,032**

Note: Specifications are based on the following conditions.
Cooling: Indoor temperature of 27°CDB/19°CWB, and outdoor temperature of 35°CDB/24°CWB.
Heating: Indoor temperature of 20°CDB/(15°CWB), and outdoor temperature of 7°CDB/6°CWB.
Pipe length: 5.0 m Voltage: 230 [V].

Light Commercial & Commercial, Residential

CONTROL SYSTEM & OPTIONAL PARTS

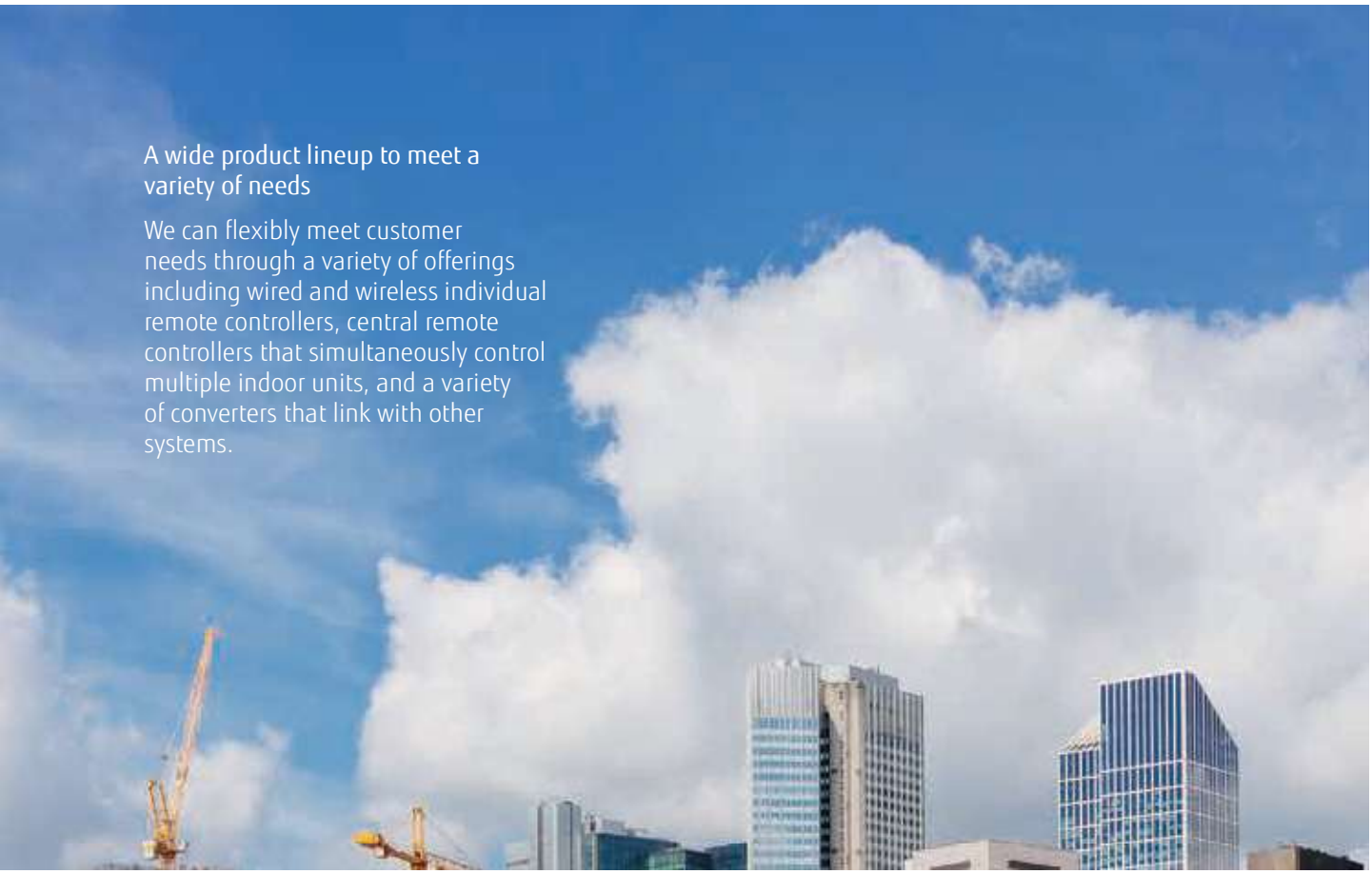

A wide product lineup to meet a variety of needs

We can flexibly meet customer needs through a variety of offerings including wired and wireless individual remote controllers, central remote controllers that simultaneously control multiple indoor units, and a variety of converters that link with other systems.

CONTROL SYSTEM

INDIVIDUAL CONTROL

C-218 Wired remote controller (Design type)
C-220 Wired remote controller (with touch panel)
C-222 Wired remote controller / Compact wired remote controller
C-224 Simple remote controller
C-224 Wireless remote controller
C-226 IR receiver unit

CONVERTERS/ADAPTERS

C-228 Fujitsu WLAN adapter
C-230 Intesis WLAN adapter

CENTRALIZED CONTROL

C-231 Home central remote controller
C-232 Central remote controller
C-234 Touch panel controller
C-238 System controller Software / System controller lite Software

CONVERTERS/ADAPTERS

C-242 MODBUS® converter for indoor unit
C-243 MODBUS® interface
C-244 MODBUS® converter for VRF
C-245 BACnet® interface
C-246 BACnet® gateway Software
C-247 BACnet® gateway Hardware
C-248 KNX® converter for indoor unit / KNX® converter for VRF
C-249 KNX® interface
C-250 Network converter for single-split type
C-251 Network converter for LONWORKS™
C-252 External switch controller / Signal amplifier

Optional parts

C-256 Silver ion filter
C-257 Auto louver grille kit
C-258 Pressure sensor kit
C-259 External power supply unit
AIR BEAM radiation air outlet unit
C-260 Gas sensor kit
C-262 Cassette Grilles, Condensate Pumps, Seperation tubes & other products

Refrigerant Leak Detection by TQ Environmental

C-266 TQ31 Sensor
C-267 TQ32 Area Alarm Panel
C-267 TQ35 Central Alarm Panel

SPLIT
MULTI-SPLIT
VRF J Series
VRF V Series

Comparison table of controllers

Item								
			Wired remote controller (Design type)	Wired remote controller (with touch panel)	Wired remote controller	Compact wired remote controller	Simple Remote Controller	Simple remote controller*1
Model name			UTY-RVRY	UTY-RNRYZ5	UTY-RVNYM	UTY-RCRYZ1	UTY-RSRY	UTY-RHRY
Maximum number of controllable remote controller groups			1	1	1	1	1	1
Maximum number of controllable indoor units			16	16	16	1	16	16
Maximum number of controllable groups			–	–	–	–	–	–
Air conditioning control functions	ON/OFF		●	●	●	●	●	●
	Operation mode setting		●	●	●	●	●	–
	Fan speed control		●	●	●	●	●	●
	Room temperature setting		●	●	●	●	●	●
	Setting temperature range limitation		●	●	●	–	●	●
	Test operation		●	●	●	●	●	●
	Vertical louver setting		●	●	●	●	●	●
	Horizontal louver setting		●	●	●	●	–	–
	Individual louver control		●	●	–	●	–	–
	Group setting		–	–	–	–	–	–
	Remote controller prohibition		–	–	–	–	–	–
	Anti-freeze setting		●	●	–	●	–	–
	Set temperature auto return		●	●	●	–	–	–
	Economy mode setting		●	●	●	●	–	–
	Human sensor control		●	●	–	–	–	–
Displayed items	Error		●	●	●	●	●	●
	Defrosting		●	●	●	●	●	●
	Current time		●	●	●	–	–	–
	Day of week		●	●	●	–	–	–
	Remote controller prohibition		●	●	●	●	●	●
	Address display		●	●	●	●	●	●
	Room temperature		●	●	●	●	●	●
	Multiple language support		●	●	●	–	–	–
	Setting for daylight saving time		●	●	●	–	–	–
	Name registration		●	●	–	–	–	–
	Backlighting		●	●	●	●	●	●
	2D floor layout/3D building display		–	–	–	–	–	–
	Refrigerant leak detector		–	–	–	–	–	–
	Refrigerant Cycle Monitor		●	●	–	–	–	–
	Logo Display		●	–	–	–	–	–
	Limited Visibility of Settings		●	–	–	–	–	–
Timer	Schedule timer	Period	Week	Week	Week	–	–	–
		ON/OFF, Temp, Low noise mode*5, Times per day	8	8	8	–	–	–
	ON/OFF timer		–	●	●	●(OFF only)	–	–
	Sleep timer		–	–	–	–	–	–
	Program timer		–	–	–	–	–	–
	Auto-off timer		●	●	●	–	–	–
	Day off		●	●	●	–	–	–
	Minimum unit of timer setting (minutes)		1・10	10・30	30	–	–	–
Control	Remote monitoring management system		–	–	–	–	–	–
	Electricity charge apportionment		–	–	–	–	–	–
	Error history		●	●	●	–	–	–
	Emergency stop		–	–	–	–	–	–
	Remote monitoring management		–	–	–	–	–	–
	Energy-saving management		–	–	–	–	–	–
	E-mail notification in case of failure		–	–	–	–	–	–
	Key lock		● Child lock	● Child lock	● Child lock	–	–	–
	Low noise mode		–	–	–	–	–	–

	Wireless remote controller	Wireless remote controller	Wireless remote controller	Home central remote controller (for 5-unit multi only)	Central remote controller	Touch panel controller	System controller Lite Software	System controller Software
	UTY-LNTY	UTY-LNVY	UTY-LNHY	UTY-DMMYM	UTY-DCGYZ3	UTY-DTGYZ1	UTY-ALGXZ1	UTY-APGXZ1
	1	1	1	1	100	400	400	1600
	16	16	16	8	100	400	400	1600
	–	–	–	–	50	400	400	1600
	●	●	●	●	●	●	●	●
	●	●	●	●	●	●	●	●
	●	●	●	●	●	●	●	●
	●	●	●	●	●	●	●	●
	–	–	–	–	●	●	●	●
	●	●	●	–	●	●	–	–
	●	●	●	–	●	●	●	●
	–	●	●	–	●	●	●	●
	–	–	–	–	●	●*3	–	–
	–	–	–	–	●	●	●	●
	–	–	–	●	●	●	●	●
	–	–	–	–	●	●	●	●
	–	–	–	–	–	●	–	–
	●	●	●	●	●	●	●	●
	–	–	–	●	●	●	●	●
	–	–	–	●	●	●	●	●
	–	–	–	–	●	●	●	●
	●	●	●	●	●	●	●	●
	–	–	–	–	●	●	●	●
	–	–	–	●	●	●	●	●
	–	–	–	–	–	●	●	●
	–	–	–	–	●*4	●*4	●*4	●*4
	–	–	–	●	●	●	●	●
	–	–	–	●	●	●	●	●
	–	–	–	–	●	●	●	●
	–	●	–	●	●	●	–	–
	–	–	–	–	–	–	–	●
	–	–	–	–	●	●	●	●
	–	–	–	–	–	–	–	–
	–	–	–	–	–	–	–	–
	–	–	–	–	–	–	–	–
	–	–	–	Week	Year	Year	Year	Year
	–	–	–	4	20	20	144	144
	●	●	●	–	–	–	–	–
	●	●	●	–	–	–	–	–
	●	●	●	–	●	–	–	–
	–	–	–	–	●	●	–	–
	–	–	–	●	●	●	●	●
	5	5	5	5	10	10	10	10
	–	–	–	–	●	●	●	●
	–	–	–	–	–	○	○	●
	–	–	–	–	●	●	●	●
	–	–	–	–	●*2	●*2	–	–
	–	–	–	–	●	●	○	●
	–	–	–	–	–	–	○	○
	–	–	–	–	●	●	●	●
	–	–	–	● Child lock	● Password setting	● Password setting	● Password setting	● Password setting
	–	–	–	●	●	●	●	●

*1 "Operation mode" setting not available.
*2 Available only for external input control.
*3 Monitoring sites can be set up.
The main unit side can only be operated to cancel the settings.

*4 Available only when using Wired remote controller.
*5 UTY-DCGYZ3 only

●: Supported ○: Optional function –: Unsupported

Wired remote controller (Design type)

UTY-RVRY

NEW

Up to
16 indoor units
Up to
1 group

GOOD DESIGN AWARD 2022

Simple and stylish design that harmonizes with the space

- The new stylish design controller, UTY-RVRY, enables intuitive operation with touch screen. It is compatible with many 2-wired indoor units.

Harmonizes with the Installation Space

When not in use, the controller is a part of the interior décor.
This is achieved by using mirrors, glass, and clear panels, and it appears to be one with the wall.
The sleek and stylish design won the 2022 Good Design Award and was selected as a finalist for the 2023 IDEA award.



Intuitive operation

The touch screen is easily operated by swiping vertically and horizontally, and users can operate the controller without using manuals.

Temp. Setting

Operation Mode

Status LED Colors

When not in use, the operation mode is indicated through LED lamp colors shown under the controller.
The LED lamp can be switched ON and OFF to avoid glare at night.

Blue: Cooling

Red: Heating

Green: Dry

Purple: Auto

Refrigerant cycle monitor

The controller will display specific sensor values of outdoor and indoor units for maintenance and service support.

* Display screen example
* This function is only supported by split units, using the H-Serial communication protocol! Example: ASYH30KMTB

Logo Display

The controller can display hotel logos when not in use. Images are sent via Bluetooth® connection where data is saved in the flash memory built into each controller.

* Color display available

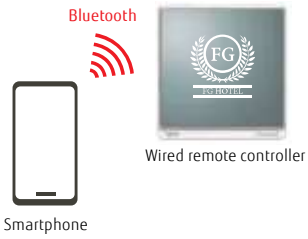

AIRSTAGE Remo Set application (free download)

Set up your new Wired Remote Controller via Bluetooth from your smartphone (or directly at the controller).

Features:
- Initial configuration
- Function setting
- Custom logo import
- Copy settings between controllers

App Store	Google Play
For iOS	For Android

Initial Settings / Indoor Unit Function

The initial controller settings and indoor unit function settings can be sent from a smartphone by pairing with the controller via Bluetooth. It also can read the setting values of a paired controller, and send a copy of them to one or more additional controllers, significantly reducing installation time.

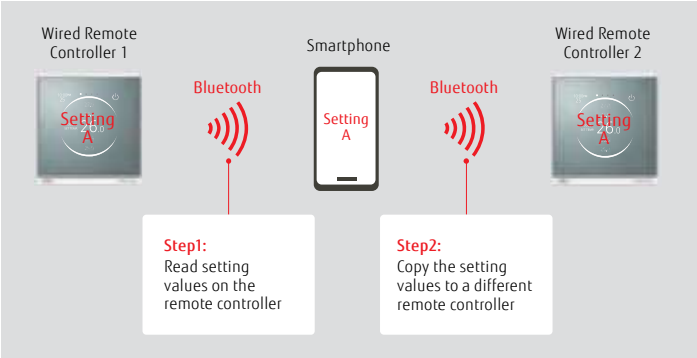

*Smartphone : Wired Remote Controller = 1 : 1

Specifications

Model name		UTY-RVRY
Power Source		DC12V
Dimensions (H × W × D) (mm)		121.5 × 116 × 26
Weight (g)		225
Unit List Price	**£**	**282**

DC 12 V is supplied by the indoor unit.

Wired remote controller (with touch panel)

UTY-RNRYZ5

Up to
16 indoor units
Up to
1 group

Easy operation due to large high-resolution STN-LCD touch panel screen

- Touch screen LCD
- Built-in daily/weekly timer (ON/OFF, temperature, modes)
- Backlit screen for easy operation in the dark.
- Room temperature display
- Controls up to 16 indoor units
- Supports 12 languages: Chinese, Dutch, English, French, German, Greek, Italian, Polish, Portuguese, Russian, Spanish, and Turkish
- Nonpolar 2-core type

High performance and compact size

A single remote controller controls each connected indoor unit and provides a weekly timer function and a variety of energy-saving options.

Accurate control for comfort

A thermo sensor built into the remote controller monitors room temperature accurately.

Energy saving controls

Custom Auto

- Maintains 2 separate setpoints for heating and cooling operations.
- Automatically switches between heating and cooling modes.

* Not available for some models

Cooling set temp. 27℃, Heating set temp. 26℃

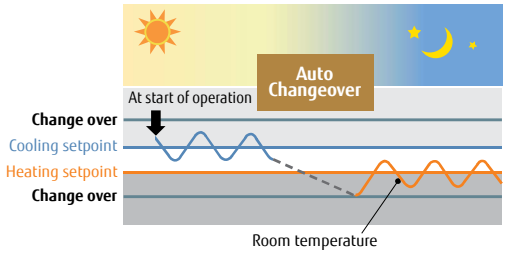

Auto-off timer

- While the Auto-off timer is activated, if the set off time is specified as, for example, one hour, the power will automatically turn off one hour after the start of operation.
- A desired time frame can be specified for the Auto-off timer.
- The off-time can be set from 30 to 240 minutes.

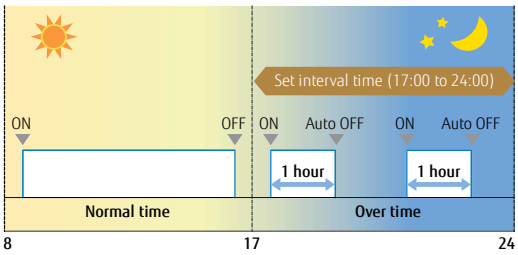

e.g.) Between 17:00 and 24:00 (over time hours), when the 1 hour set off time has elapsed, the system will automatically turn off the indoor unit as it

2-setting weekly timer

Set temperature auto return

Setting temperature range limitation

Refrigerant cycle monitor (Option)

Wired Remote Controller (Touch Panel) will support to display some sensor values for maintenance and service support.

* This function is only supported by split units, using the H-Serial communication protocol! Example: ASYH30KMTB

Multi System Control*1

1) Lead Lag Operation

Standby Indoor Unit can be selected in lead lag operation.
By this, the Indoor units will last longer than operating by nonstop.

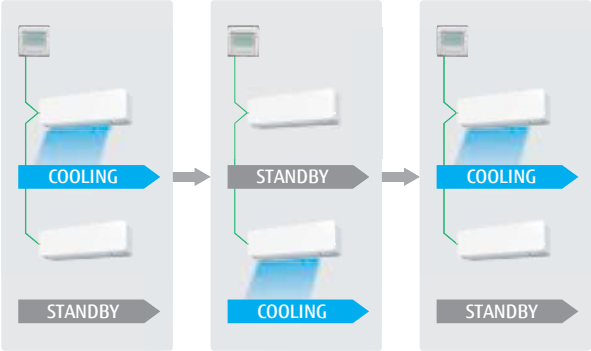

2) Back up operation

In case of unexpected Indoor unit error, other Indoor units will start providing back up operation.

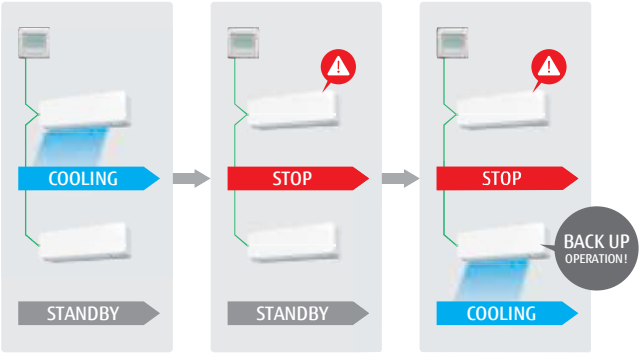

3) Lag Operation

In case of unexpected room temperature rise, other Indoor Units will start providing lag operation.

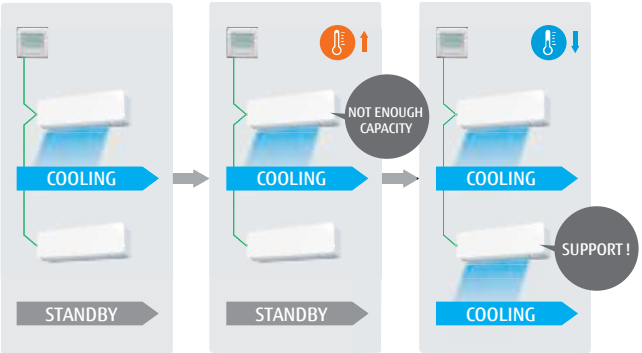

*1: "Lead Lag Setting" is an easy-to-use function for room temperature control when using multiple indoor units, while reducing the burden placed on each indoor unit.
If you wish to make use of this function, ensure you use indoor units equipped with a "Special Cooling" function.
For Split products with "Special Cooling" function, refer to S-068 to S-071.
If you use indoor units that do not have a "Special Cooling" function, under certain conditions, there is a chance that "Backup operation" may not operate correctly, and the "Lead Lag Setting" function will not give the expected results.
Additionally, for rooms that require strict conditions, such as server rooms, please consider other appropriate measures.
Please note that we will not provide compensation for any damages suffered to your appliances or data as a result of using this function.
For more details, please confirm with your nearest retail store.

Specifications

Model name		UTY-RNRYZ5
Power Source		DC 12 V
Dimensions (H × W × D) (mm)		120 × 120 × 20.4
Weight (g)		220
Unit List Price	**£**	**185**

DC 12 V is supplied by the indoor unit.

Wired remote controller

UTY-RVNYM

Up to
16 indoor units
Up to
1 group

Hi-grade individual control with a wide range of functions.

- 3.7-inch backlit LCD screen.
- Supports energy-saving functions with simple operation.
- Supports 9 languages:
  English, French, German, Greek, Italian, Portuguese, Russian, Spanish, and Turkish

Visually intuitive operation

- Each function is displayed as an icon.
- Main functions are indicated by large icons: "Mode," "Set Temp," and "Fan"
- Easy operation with control guide display
- Simple operation with easy 4-way navigation pad

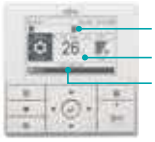

High performance and compact size

- A single remote controller controls each connected indoor unit and provides a variety of energy-saving options.

Individual control + Thermo sensor + Weekly timer + Auto-off timer →

Compact wired remote controller

UTY-RCRYZ1



Up to
1 indoor units
Up to
1 group

- Simple design that matches stylish interiors
- The body of the controller, which is easy to install, is designed to conform to the European standard junction box.
- Can be operated both by wireless and wired remote controller.
- Nonpolar 2-core type

Large screen and simple display

- Large screen but compact size
- Large, easy-to-read letters are used.
- The controls are simple and easy to understand.

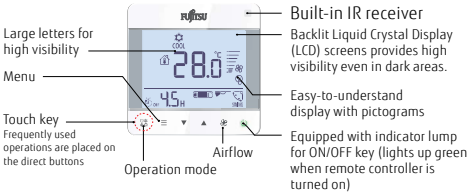

System overview

VRF connection

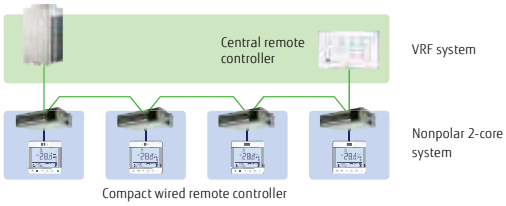

RAC connection



Specifications

Model name		UTY-RVNYM	UTY-RCRYZ1
Power source		12 V DC	12 V DC
Dimensions (H × W × D) (mm)		120 × 120 × 21.3	86 × 86 × 44
Weight (g)		220	135
Unit List Price	**£**	**141**	**138**

12 V DC supplied by an indoor unit

Simple remote controller

UTY-RSRY / UTY-RHRY (without operation mode)

UTY-RSRY

UTY-RHRY (Without operation mode)

Up to
16 indoor units
Up to
1 group

Compact remote controller with basic functionality

- Up to 16 indoor units can be controlled with one remote controller.
- Suitable for hotels or offices as it is easily operated with no complex functions.
- Simple design that matches stylish interiors
- Large LCD screen and easy-to-use control buttons
- Backlight: White backlight makes it easy to operate in the dark.
- Nonpolar 2-core type

Supports a variety of applications

- **Vertical louver control:** Adjusts the vertical airflow direction of a duct-type indoor unit with an auto louver or a cassette type installed in a hotel room or a conference room.

- **Setting temperature range limitation:** Enables an indoor unit to operate in an energy-saving manner in a small building not equipped with a central remote controller.

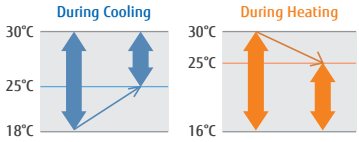

- **Built-in room temperature sensor:** Monitors and controls room temperature accuracy.

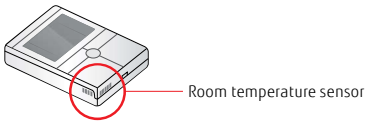

Wireless remote controller

UTY-LNTY

Up to
16 indoor units
Up to
1 group
Up to
4 different daily timers

Simple and versatile operations with a choice of 4 different types of timers

- Controls up to 16 indoor units.

Built-in timer

4 timer programs: ON/OFF/Program/Sleep
Program timer: Sets ON/OFF time once for every 24 hours.
Sleep timer: Adjusts the set temperature automatically while the sleep timer is on.

Easy installation and operation

Different codes can be assigned to up to 4 indoor units to prevent a mix-up.
Wide and precise transmitting range

Specifications

Model name		UTY-RSRY	UTY-RHRY	UTY-LNTY
Power source		12 V DC	12 V DC	3.0V (1.5V R03/LR03/AAA x 2)
Dimensions (H × W × D) (mm)		120 × 75 × 19.4	120 × 75 × 19.4	205 × 61 × 17
Weight (g)		120	120	125
Unit List Price	**£**	**179**	**177**	**63**

12 V DC supplied by an indoor unit

Wireless remote controller

UTY-LNVY

NEW

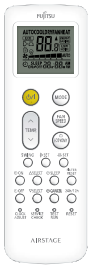

Up to
16 indoor units
Up to
1 group
Up to
4 different daily timers

New stylish design with backlight

- It has adopted a new simple and stylish design.
- The built-in backlight allows the screen to be seen even in dark rooms.

Built-in timer

4 timer programs: ON/OFF/Program/Sleep
Program timer: Sets ON/OFF time once for every 24 hours.
Sleep timer: Adjusts the set temperature automatically while the sleep timer is on.

Error diagnosis

It can detect the reason for system errors easily.
When an error is detected, the error code number can be checked using the remote controller display.

Precise control

The setting temperature can be adjusted precisely depending on the environment as the controller can set the temperature via 0.5 °C*.

*Depends on the indoor unit

Wireless remote controller

UTY-LNHY

Up to
16 indoor units
Up to
1 group
Up to
4 different daily timers

Simple and versatile operations with a choice of 4 different types of timers

- Controls up to 16 indoor units.

Built-in timer

4 timer programs: ON/OFF/Program/Sleep
Program timer: Sets ON/OFF time once for every 24 hours.
Sleep timer: Adjusts the set temperature automatically while the sleep timer is on.

Easy installation and operation

Different codes can be assigned to up to 4 indoor units to prevent a mix-up.
Wide and precise transmitting range

Specifications

Model name		UTY-LNVY	UTY-LNHY
Battery		3.0V (1.5V R03/LR03/AAA x 2)	3.0V (1.5V R03/LR03/AAA x 2)
Dimensions (H × W × D) (mm)		181 × 58 × 17	170 × 56 × 19
Weight (g)		116	85
Unit List Price	**£**	**Future Release Price to be Confirmed**	**63**

12 V DC supplied by an indoor unit

IR receiver unit for duct type

UTY-LRHYM / UTY-LBTYM

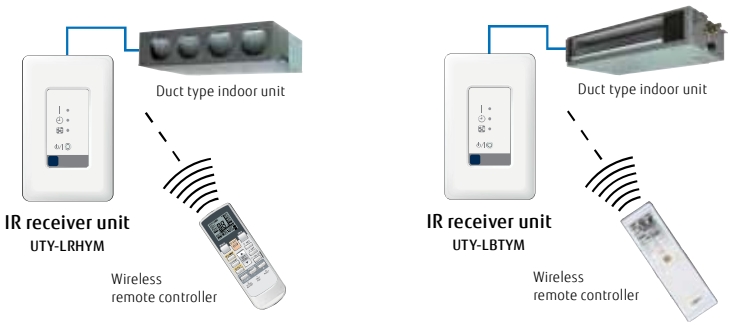

The wireless remote controller controls duct type indoor units.

IR receiver unit for Cassette

UTY-LBTYC

Cassette type indoor unit can be controlled with a Wireless remote controller.

IR receiver unit for ceiling type

UTY-LBTYH

The wireless remote controller controls ceiling type indoor units.

Specifications

< Wireless Remote Controller >

Model name		UTY-LRHYM	UTY-LBTYM	UTY-LBTYC	UTY-LBTYH
Battery		1.5 V (R03/LR03/AAA)	1.5 V (R03/LR03/AAA)	1.5 V (R03/LR03/AAA)	1.5 V (R03/LR03/AAA)
Dimensions (H × W × D) (mm)		170 × 56 × 19	205 × 61 × 17	205 × 61 × 17	205 × 61 × 17
Weight (g)		85	125	125	125
< IR Reciver Unit>					
Battery		DC5V	DC5V	DC5V	DC5V
Dimensions (H × W × D) (mm)		145 × 90 × 30	145 × 90 × 30	-*	-*
Weight (g)		150	150	140	100
Unit List Price	**£**	**336**	**343**	**129**	**129**

DC 5 V is supplied the indoor unit.
*It will replace the parts of the indoor unit to be connected.

IR receiver unit for duct type

UTB-YWC / UTY-TRHX

The wireless remote controller controls duct type* indoor units.

*Large airflow duct types do not work with this IR receiver unit.

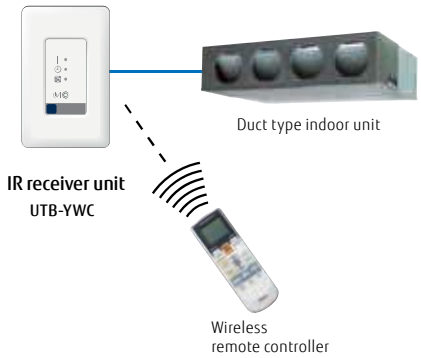

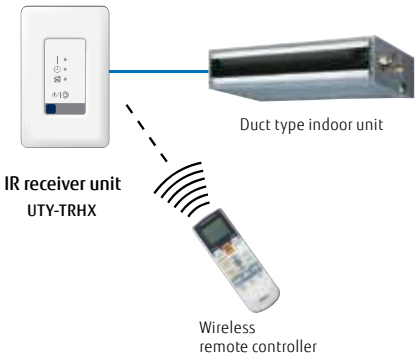

*A separate wireless remote control (model: UTY-LNHY) is required.

IR receiver unit for Cassette

UTY-LBHXD / UTY-TRHX

Cassette type indoor unit can be controlled with a Wireless remote controller.

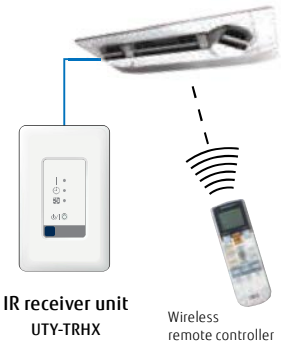

*A separate wireless remote control (model: UTY-LNVY or UTY-LNHY) is required.

Specifications

< Wireless Remote Controller >

Model name		UTB-YWC	UTY-LBHXD	UTY-TRHX
Battery		1.5 V (R03/LR03/AAA)	1.5 V (R03/LR03/AAA)	1.5 V (R03/LR03/AAA)
Dimensions (H × W × D) (mm)		170 × 56 × 19	170 × 56 × 19	170 × 56 × 19
Weight (g)		85	85	85
< IR Reciver Unit>				
Battery		DC5V	DC5V	DC5V
Dimensions (H × W × D) (mm)		145 × 90 × 30	-*	145 × 90 × 30
Weight (g)		150	140	150
Unit List Price	**£**	**100**	**106**	**89**

DC 5 V is supplied the indoor unit.
*It will replace the parts of the indoor unit to be connected.

WLAN adapter

UTY-TFSXH3 / UTY-TFSXJ3

USB type for single split models
UTY-TFSXH3

UTY-TFSXJ3
(CN connector type)

Up to
1 indoor units

AIRSTAGE Mobile

"AIRSTAGE Mobile" is an application software that enables you to manage the Fujitsu General's air conditioner(s) with a mobile device from anywhere.

- Maximum 5 accounts per 1 indoor unit
- Room / Outdoor temperature display
- Can be used for a Single / Multi and VRF indoor units.
- No separate external power supply required
- "AIRSTAGE Mobile" is an application software that enables you to operate the Fujitsu General's air conditioners with a mobile device.

For iOS

For Android

User Friendly for Everyone

Enjoy easy-to-use centralized operation of air conditioners via a smartphone anytime, anywhere

Image*

House Owner

Shop Owner

Commercial Building Owner

Main Functions

- ON / OFF
- Operation mode
- Fan speed
- Louver position
- Set temperature control
- Weekly timer
- Room temperature display
- Outdoor temperature display
- Error display

*Contents of display differ depending on the type of indoor unit.

New Design!

Ease of use is pursued to achieve a stylish design.

The more legible and accessible timer UI enables effortless schedule management.

Mode change

Fan speed change

Weekly timer

Centralized operation for flexible remote management of all air conditioners

AIRSTAGE Mobile is ideal for a wide range of applications, from large residential buildings to smaller commercial spaces such as offices and stores.
Anyone who has a smartphone and an adapter can easy to manage the system at a low cost.

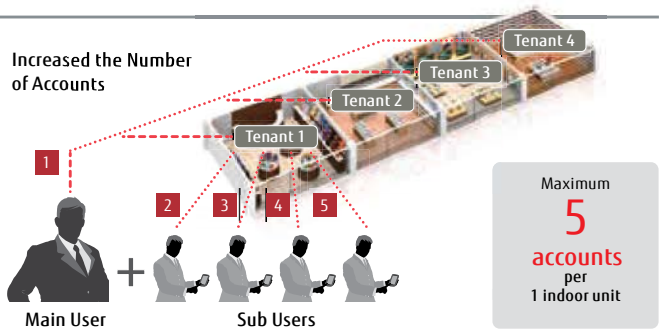

Hierarchical group management

Multiple air conditioners can be combined into a single group for centralized operation. Several groups can also be organized at once.
Grouping the air conditioners by building, floor, or room makes it easy for users to monitor their operation status and operate them quickly.

*One wireless LAN adapter is required per indoor unit.

Operate air conditioner and check its operation status just by talking to it

Connecting with a smart speaker allows the user to operate the air conditioner and check its operation status just by talking to it.

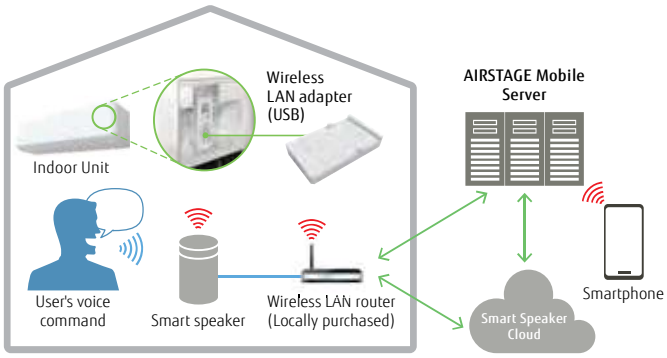

* The new WLAN adapters for AIRSTAGE Mobile are compatible with the older indoor units that can connect the following WLAN adapters for FGLair.

	CN connector type	USB type
for FGLair	UTY-TFSXZ1	UTY-TFSXF2
for AIRSTAGE Mobile	UTY-TFSXJ3	UTY-TFSXH3

Specifications

Model name		UTY-TFSXJ3(CN connector type)	UTY-TFSXH3
Dimensions (H × W × D) (mm)		71 × 38 × 15	56.7 × 34 × 9.72
Weight (g)		35	30
Unit List Price	**£**	**89**	**85**

WLAN adapter

FG-RC-WIF1Z2 / FG-IR-WIF1Z1 / FG-AC-WIF1Z1

FG-RC-WIF1Z2
(3-wire RC-line type)

FG-AC-WIF1Z1
(CN connector type)

FG-IR-WIF1Z1
(IR type)

Up to
1 indoor units

AC Cloud Control

- This interface provides the most advanced solution for the remote management of an air conditioning system by using smartphones, tablets, and computers.
- No separate external power supply required

Installation example

[3-wire RC-line type/CN connector type]

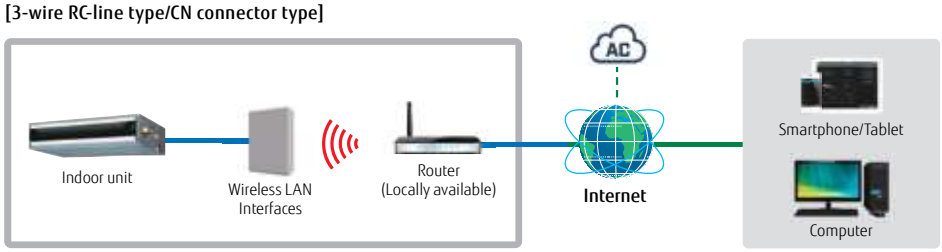

[IR type] Connection to wall-mounted type

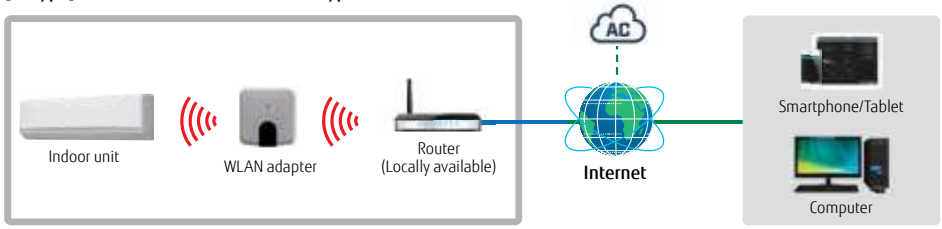

[IR type] Connects to the product with the optional receiver kit

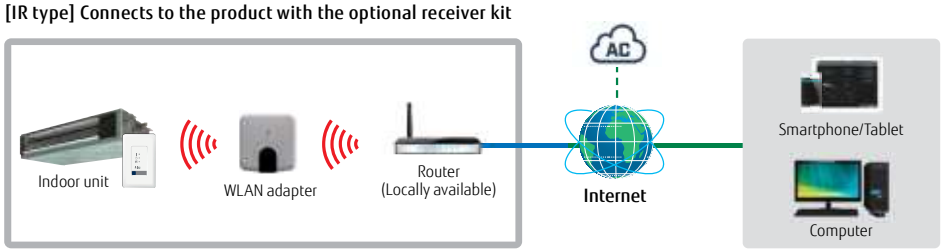

*IR receiver required.

Basic control

- Turning air conditioner on and off
- Mode select (Heat, Cool, Dry, Auto, Fan)
- Louver position (airflow direction setting)
- Fan speed control
- Room temperature display
- Setting temperature
- Multiple language support
- One single scene is created.

Advanced control (optional functions)

- Climate-based operation modes (ECO, Comfort, and Powerful) (to be available in the future)
- Schedule functions (ON/OFF, modes, set temperature, fan speed, louver position)
- Setting temperature range limitation
- Multiple Scenes and Calendars are created.
- Smart Speaker compatibility
- Advanced internet service connections

Notification and operation history

- E-mail notification alerts
- Air conditioning malfunction alert
- Connectivity monitoring and alert
- Operation history (to be available in the future)

Specifications

Model name		FG-RC-WIF1Z2 (3-wire RC-line type)	FG-AC-WIF1Z1 (CN connector type)	FG-IR-WIF1Z1 (IR type)
Number of controllable groups		1	1	1
Dimensions (H × W × D) (mm)		108 × 70 × 28	81 × 78 × 28	127 × 50 × 17
Weight (g)		80	76	80
Unit List Price	**£**	**294**	**294**	**318**

Home central remote controller

UTY-DMMYM / UTY-DMMYM1

Up to
1 multi-split system
Up to
6 indoor units

For 5-unit and 6-unit multi-split type

- Batched control of up to 6 indoor units For all indoor units connected to the remote controllers, the Home central remote controller sets room temperature, airflow volume, and remote controller prohibition from other remote controllers at once.
- Supports 9 languages: English, French, German, Greek, Italian, Portuguese, Russian, Spanish, and Turkish.
- Large backlit LED screen
- Large, easy-to-see operation panel

Example of system configuration

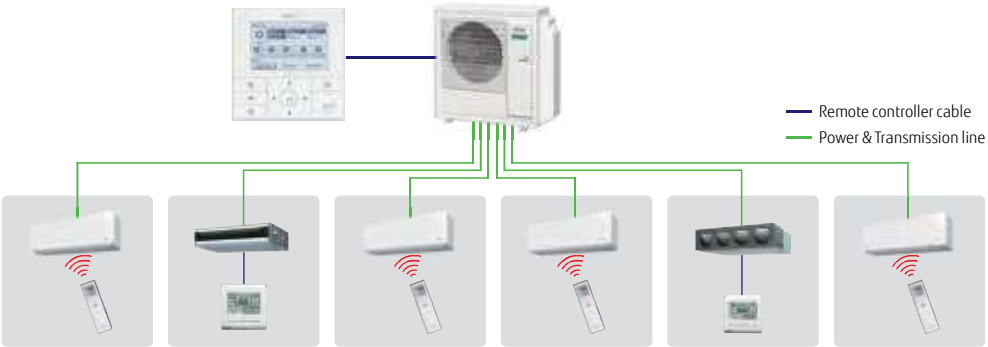

Home central remote controller

Weekly timer
Up to 4 ON/OFF settings can be programmed per day. Two weekly patterns can be set, one for the cooling season and the other for the heating season.

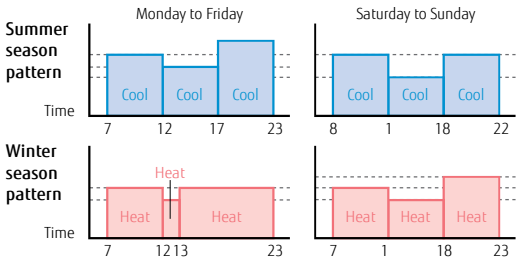

Low noise operation
You can choose from 4 low noise levels depending on the installation environment. ON/OFF timing of low noise mode can be set with the timer.

10 °C heat operation
When you leave the house, the air conditioner runs a minimum heating operation to maintain the room temperature at 10°C.
*Consult your dealer for conditions of use.

Economy operation
When you select energy-saving economy mode, the temperature setting for the indoor unit increases (during cooling operation) or decreases (during heating operation) by 1°C and the maximum electric value of the outdoor unit is suppressed.

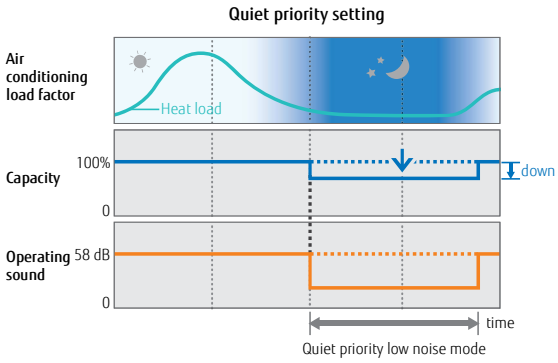

Prohibiting local control, including settings such as child lock
The Home central remote controller is equipped with a lock function to prevent unauthorized operation from the remote controllers of the indoor unit in each room. The Home central remote controller is equipped with a child lock to prevent children from accidentally turning the air conditioner on or off or changing its settings.

Specifications

Model name		UTY-DMMYM / UTY-DMMYM1
Power source		12 V DC
Dimensions (H × W × D) (mm)		120 × 120 × 21.3
Weight (g)		220
Unit List Price	**£**	**635**

12 V DC supplied by an indoor unit

Central remote controller

UTY-DCGYZ3

NEW

Up to
100 indoor units
Up to
50 groups

For tenants in small to midsize commercial premises

- Individual control and monitoring of up to 100 indoor units
- 7.0inch TFT color screen
- Visually intuitive operation
- Room temperature display by indoor unit sensor & remote controller sensor
- 50 Remote Controller Groups Display & remote controller group rename
- Supports 14 languages: Chinese (Simplified/Traditional), Dutch, English, French, German, Greek, Italian, Polish, Portuguese, Russian, Spanish, Turkish, and Thai (Remote Management only)

Easy operation

Air conditioning management by detecting room temperatures of each room

The room temperature detected with indoor unit sensor or remote controller sensor can be displayed. New model can detect the room temperature by indoor units sensors even if wired remote controllers are not connected to the indoor units.

Not connected wired remote controller

: Indoor Unit Sensor

Thermistor

Connected wired remote controller

: Remote Controller Sensor / other sensors

Thermistor

*Room temperature is displayed only when indoor unit operates.

50 Remote Controller Groups Display

The group display and the 50 remote controller groups display can be switched easily.
Users can choose which display is better, depending on the situation.

Group Display

Manage & Monitor
by each Groups

50 Remote Controller Groups Display



Manage & Monitor
by 50 Remote Controller Groups

Remote Controller Groups Rename

The remote controller group names can be changed. Users can know easily where the air conditioning is located by changing the remote controller group names.

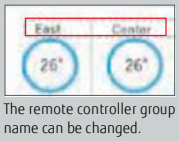

The remote controller group name can be changed.

Features: Central Remote Controller

- Easy intuitive operation from the touch panel display.
- All functions can be accessed through the monitoring screen showing a pop-up window for detailed operation.

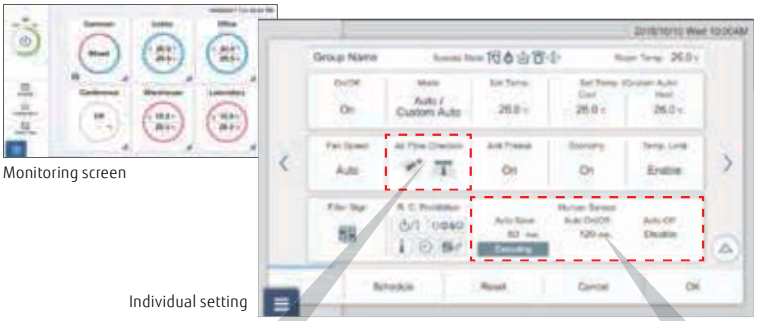

Added individual wind direction control

Individual wind direction control has been added.

Circular Flow cassette / 3D Flow cassette

Circular flow cassette

Human sensor Compatible

Human sensor setting
- Auto save
- Auto on / off
- Auto off detection time
- Enable and disable

Remote Management

Remote monitoring / Remote operation

New central remote controller can control your tenant's air conditioner anytime and anywhere.

When the central remote controller manages the indoor units of some tenants, air conditioning of each tenant can be managed separately online.

Increased the Number of Accounts

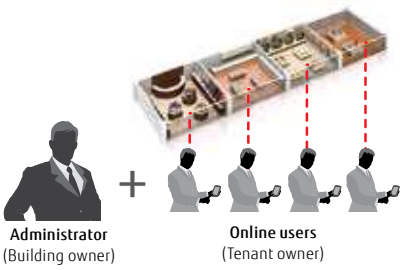

Maximum
30
accounts

Trouble support function

Display error details

Display descriptive explanation when an error occurs

Sensor value monitoring function

Monitor sensor data of indoor unit / outdoor unit, send mail

Notify room temperature by email*

Notify by e-mail when the temperature around the air conditioner is too high or too low

*:This function is available only when using wired remote controller.

NEW Schedule management

Annual schedule

- An annual schedule can be arranged for each remote controller group or user-defined group.
- Allows for the programming of special settings for weekends, holidays, and store closings throughout the year.

low noise schedule

Low noise operation of outdoor units can be scheduled.

Automatic return to set temperature

A function that automatically returns the changed temperature to its original value over time.

Specifications

Model name		UTY-DCGYZ3
Power Supply		100-240 V 50/60 Hz
Dimensions (H × W × D) (mm)		134.6 × 216.2 × 37.9
Weight (g)		800
Unit List Price	**£**	**2,300**

Touch panel controller

UTY-DTGYZ1

- Large 7.5-inch TFT color LCD screen
- Touch screen operation
- Stylish design to fit nicely into any room environment
- Controls up to 400 indoor units.
- Icon or list view can be selected in monitoring mode.
- Supports 7 languages: Chinese, English, French, German, Polish, Russian, and Spanish.
- Mounted with LAN adapter for remote control & operation, external input/output with emergency stop and batch ON/OFF

Up to
400 indoor units
Up to
100 outdoor units
Up to
400 groups

Easy operation

- Wide range of simple-to-understand icons
- Operate by pressing the icons on the screen with your finger or a stylus.
- The color on the back identifies the current control operation; blue is for monitoring and green is for operational control.

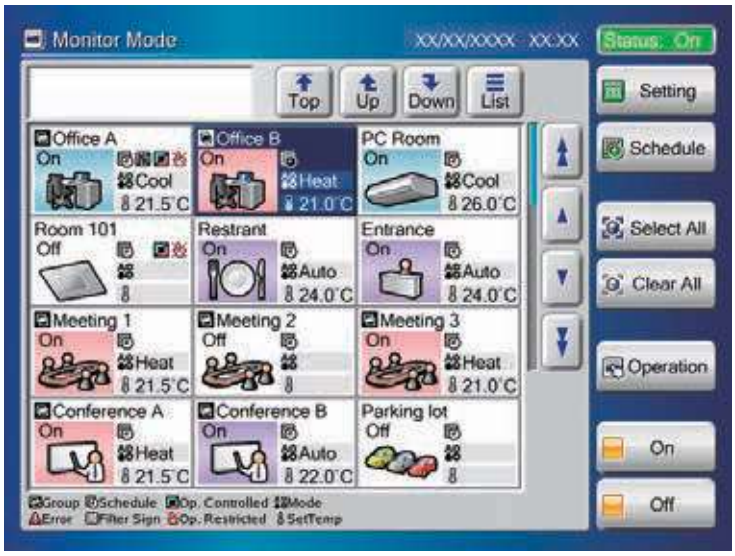

Easy maintenance

- The flat touch panel can be easily cleaned.
- Touch panel controller with non-glare coating to prevent finger marks
- Front cover for easy removal.

Easy installation

- The touch panel controller can be mounted on a wall.
- Flat back surface enables easy installation anywhere on a wall.
- No additional parts or components required for installation

Controls up to 400 indoor units.

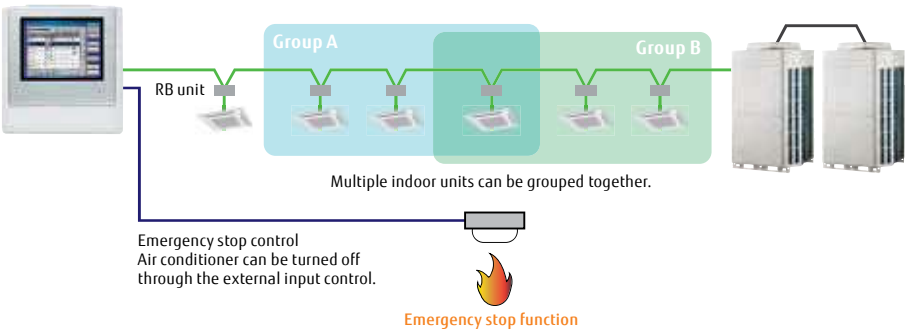

Features:

Control & monitoring

- Control and monitor Fujitsu General air conditioners via LAN or internet.
- Users and tenants can manage their assigned equipment from anywhere by computer or tablet.
- When something goes wrong, an error notice is sent by e-mail for prompt troubleshooting.

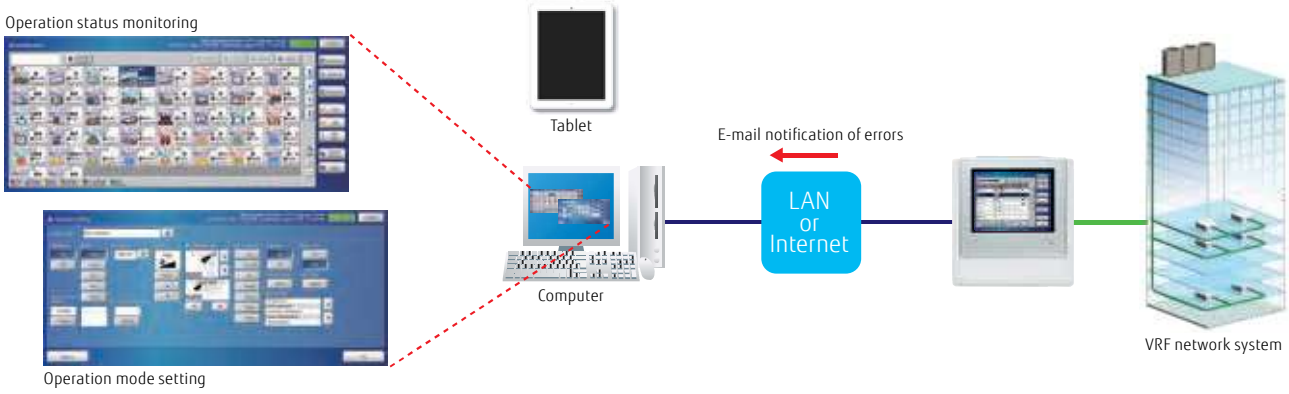

Smartphone

Model name	Browser
Nexus 6P (Android 7.1.1)	Google Chrome 5.5
iPhone 7 (iOS 10.1)	Safari 10

Tablet

Model name	Browser
iPad Pro 9.7 inch (iOS 10.2.1)	Safari 10

Flexible access permissions can be granted to users at each point level.

The administrator can register multiple users and permit them to access any indoor unit and any functions.

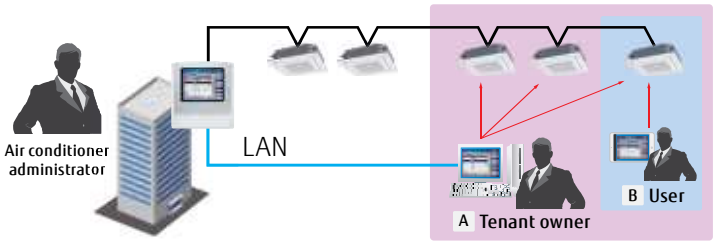

A : Account ID for Tenant owner B : Account ID for User

Additional languages

Supports 7 languages as standard: Chinese, English, French, German, Polish, Russian, and Spanish.
Create a language database to integrate additional languages into the remote device.
The added languages will only be displayed on the remote device and cannot be added to the Touch panel controller.

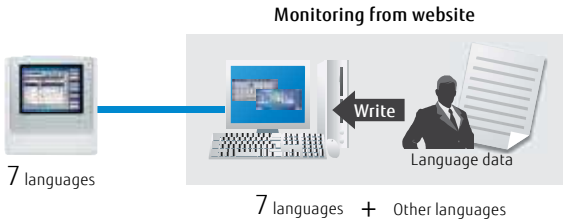

Electricity charge apportionment
(Option: UTY-PTGXA)

- Energy cost can be calculated and allocated to each billing user in proportion to the amount of energy used for air conditioning.

- Apportionment charge/bill calculation
- Tenant (block) setting
- Common facilities apportionment setting
- Rated power consumption allotment
- Individual calculations for cooling and heating
- Electricity meter supported

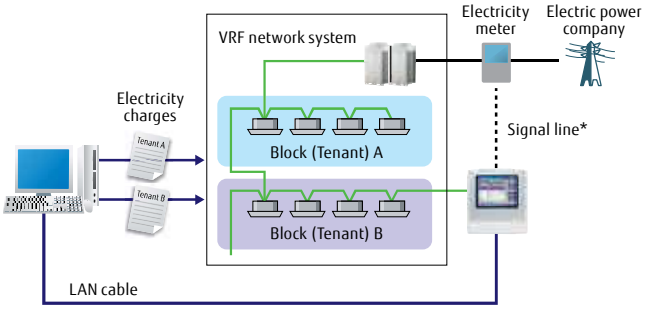

* An electricity usage meter can be connected to an external input connector of the Touch panel controller. In that case, the meter cannot be connected to an outdoor unit at the same time.

Features:

Automatic setting for daylight saving time

Functions provided

1) Schedule setting for daylight saving time
   - It prevents the user from forgetting to set daylight saving time. In addition, it saves time and effort for the user.

Automatic clock adjustment

2) Time can be set for all controllers in a batch automatically.

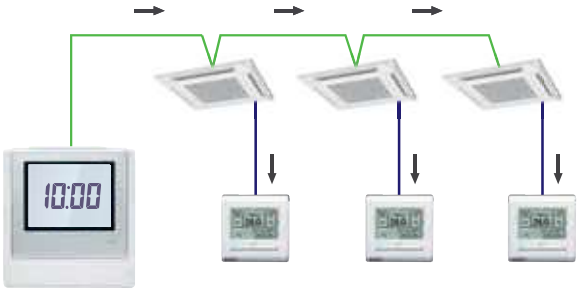

Outdoor unit low noise operation

You can choose from 4 low noise levels depending on the installation environment.
ON/OFF timing of low noise mode can be set with the timer.

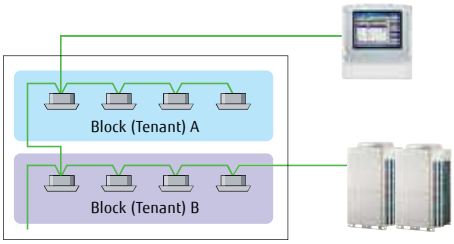

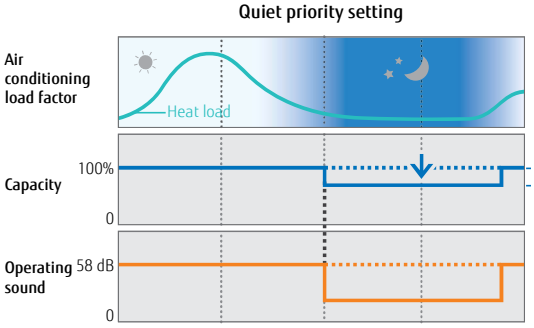

Energy-saving controls

Custom Auto

- Maintains 2 separate setpoints for heating and cooling operations.
- Automatically switches between heating and cooling modes.

* Not available for some models

Cooling set temp. 28 ℃, Heating set temp. 18 ℃

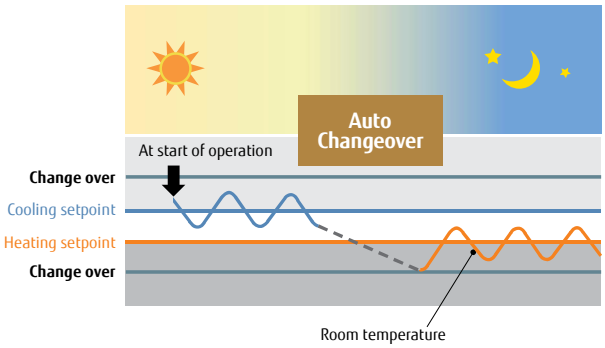

Refrigerant leak detector

Refrigerant leakage status is indicated by the management equipment. A pop-up message is displayed to notify the user, and the refrigerant is shut off.

FUNCTIONS SUMMARY

	UTY-DTGYZ1	Monitoring side
Air conditioning control functions		
ON/OFF	●	●
Operation mode setting*	●	●
Fan speed control	●	●
Room temperature setting	●	●
Setting temperature range limitation	●	●
Test operation	●	●
Vertical louver setting	●	●
Horizontal louver setting	●	●
Individual louver control	●*1	●
Group setting	●	●
Remote controller prohibition	●	●
Anti-freeze setting	●	●
Set temperature auto return	–	●
Energy-saving controls	—	●
Economy mode setting	●	●
Human sensor control	—	●
Displayed items		
Error	●	●
Defrosting	●	●
Current time	●	●
Day of week	●	●
Remote controller prohibition	●	●
Cooling/heating priority	●	●
Address display	●	●
Room temperature	●*3	●*3
Multiple language support	●	●
Setting for daylight saving time	●	●
Time zone setting	●	●
Name registration	●	●
Backlighting	●	●
Language setting	7	7+other
Filter sign reset	●	●
Memory operations	●	●
Refrigerant leak detector	●	●

●: Supported ○: Optional function —: Not supported
*1 Only setting cancellation can be operated.
*2 Only available for external input control.
*3 Available only when using a Wired remote controller.

		UTY-DTGYZ1	Monitoring side
Timer			
Schedule timer	Period	Year	Year
	ON/OFF, Temp, Mode, Times per day	20	20
ON/OFF timer		—	—
Sleep timer		—	—
Program timer		—	—
Auto-off timer		—	●
Day off		●	●
Minimum unit of timer setting (minutes)		10	10
Control			
Remote monitoring management system		●	●
Electricity charge apportionment		○	○
Error history		●	●
Emergency stop		●*2	●*2
Remote monitoring management		—	●
Energy-saving management		—	—
E-mail notification in case of failure		—	●
Key lock		● Password setting	—
Low noise mode		●	●

Specifications

Model name		UTY-DTGYZ1	
Power supply		Single phase ~100 to 240 V 50/60 Hz	5vdc powered from USB socket
Dimensions (H × W × D) (mm)		260 × 246 × 54	-
Weight (g)		2,150	-
Interfaces		Transmission/LAN/USB/EXT IN/EXT OUT/Reset SW	-
Unit List Price	**£**	**4,340**	**267**

System controller

UTY-APGXZ1 Software

Up to
4 VRF network systems
Up to
400 outdoor units
Up to
1,600 indoor units

System controller enables advanced integrated monitoring and control of VRF network systems operating in small to large buildings.

- Up to 1,600 indoor units and 400 outdoor units on up to 4 VRF network systems can be controlled.
- To accommodate facility management needs, the system controller offers—in addition to precise air conditioning control—remote central control, electricity charge apportionment, schedule management, and energy-saving options for VRF network systems.
- Supports 7 languages: Chinese, English, French, German, Polish, Russian, and Spanish.

System controller lite

UTY-ALGXZ1 Software

Up to
1 VRF network systems
Up to
100 outdoor units
Up to
400 indoor units

System controller Lite offers a set of standard functions to manage air conditioners operating in a small or midsize building.

- Up to 400 indoor units and 100 outdoor units on a VRF network system can be controlled.
- In addition to precise air conditioning control, a variety of applications are available as options to offer a wider range of control.
- Supports 7 languages: Chinese, English, French, German, Polish, Russian, and Spanish.

Visually intuitive operation

Click & Operate: The visual representation of the property is shown on the screen from the perspective most suitable for operation (Click & Operate) You can select from among 4 display options: site, building, floor, and list.

Freely define groups for batched control: Indoor units can be grouped for simplified batch control from the tree menu. They can be grouped by organizational hierarchy, such as by division, department, and section.

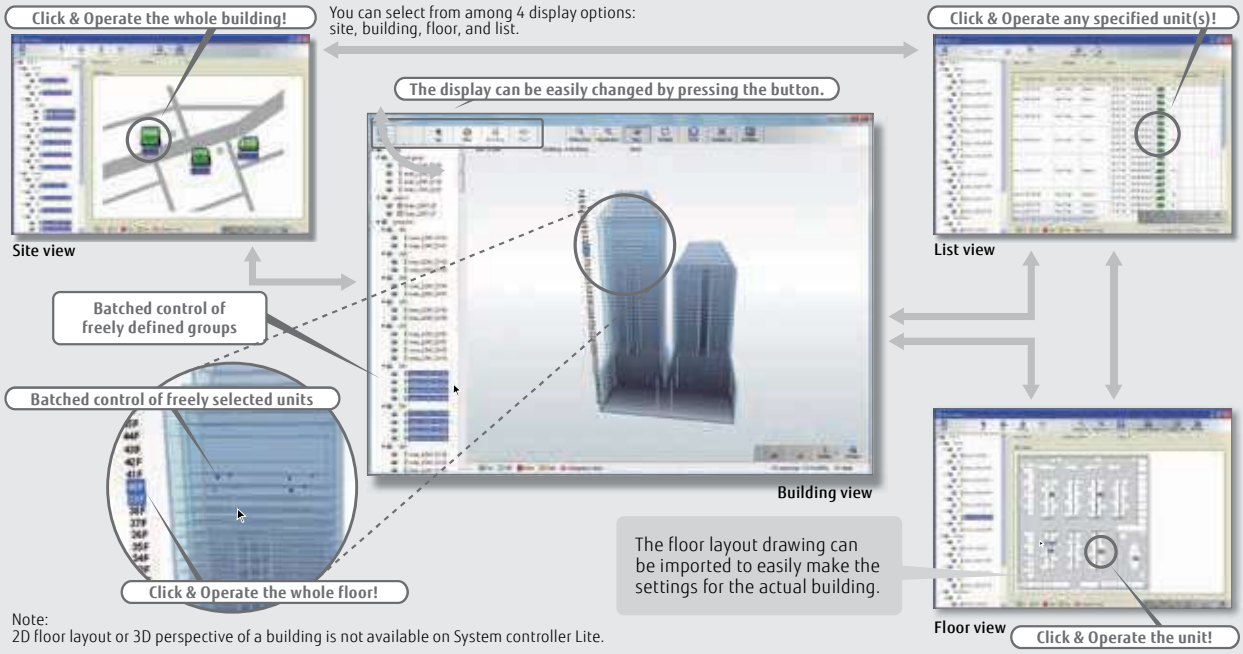

Note:
2D floor layout or 3D perspective of a building is not available on System controller Lite.

Features:

Third-party devices connected via MODBUS® can be controlled.

Standard for System Controller **Option** for System controller Lite UTY-PLGXX2

When a MODBUS® adapter (locally available) is connected to a computer, electrical equipment and devices supported by MODBUS® can be monitored and controlled centrally from the computer. The central control can reduce wasted energy throughout an entire building resulting from a failure to turn equipment off during or after work, as well as reduce the need for on-site patrols.

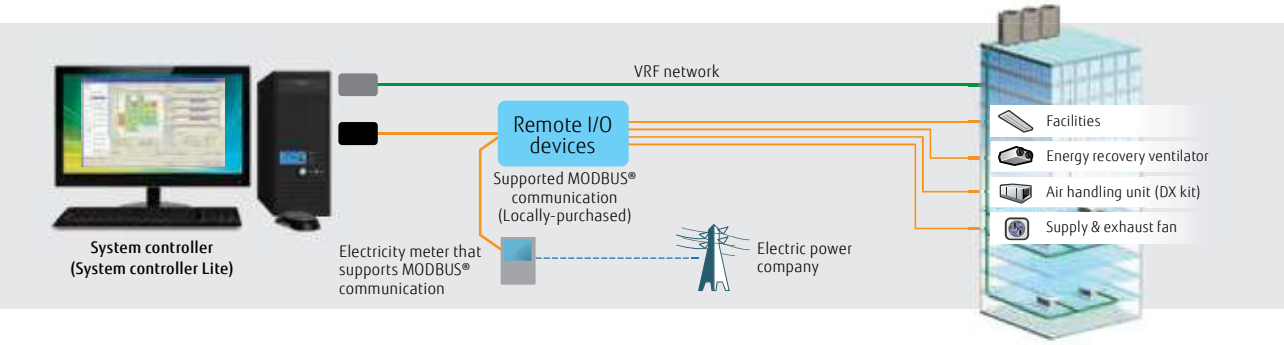

Wide-ranging operation and data management

Standard System controller and System controller Lite

Schedule management

- An annual schedule can be arranged for each remote controller group or user-defined group.
- ON/OFF, operation mode, remote controller prohibition, and temperature settings can be programmed for up to 143 times per day at 10-minute intervals and for up to 101 configurations for each remote controller group.
- Settings can be programmed for a period that spans midnight.
- Allows for the programming of special settings for weekends, holidays, and store closings throughout the year.
- Low noise operation of outdoor units can be scheduled.

Wide-ranging control of indoor and outdoor units

- The operation status and mode of each indoor unit are displayed.
- Turn on and off each indoor unit and switch its operation mode.
- Setting temperature range limitation
- Low noise setting of outdoor units

Remote controller prohibition

Prohibits the operation mode, temperature setting, or ON/OFF of an indoor unit.

Error alert and e-mail notice

When something goes wrong, an error message is shown in a popup on a computer display with a chime, and an e-mail notice is sent. Errors of the past one year are logged and can be reviewed.

Operation and control history

A history of operation status and control can be maintained and retrieved.

Importing and exporting databases

Only an administrator is authorized to import and export registration, layout, and image data.

Automatic clock adjustment

Time can be set for all controllers in batch automatically.

Electricity charge apportionment

Standard on System controller
Option System controller Lite UTY-PLGXA2

Electricity charge apportionment method

This is a method to calculate monthly energy costs to be allocated to each tenant based on the amount of energy used by their air conditioners. The first step is to determine exactly how much energy is consumed by air conditioners in each tenant space. The second step is to divide the total energy charge billed by an electric power company based on the amount of energy used by each tenant to determine the energy cost to be allocated to each of them. (See figure on right)
The calculation takes into consideration such factors as the number of unused rooms and nighttime electricity rate, which are shown in detail on an energy cost allocation schedule.

Example of system configuration

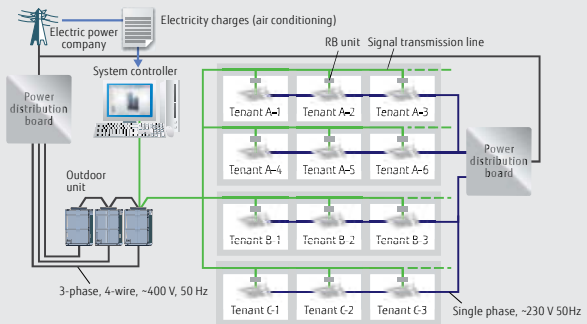

Features:

Remote monitoring management

Standard on System controller
Option System controller Lite UTY-PLGXR2

The System controller can be used on site or remotely over networks for remote central control.
The System controller requires 2 software programs working together: The VRF controller runs on site and communicates with the VRF system;
The VRF explorer, which runs at a remote location, provides a user interface and communicates with the VRF controller.
The VRF controller and the VRF explorer run on a single computer or on different computers connected on a network.
A computer running VRF explorer can centrally control up to 10 VRF system sites having up to 20 buildings each.

On site central control

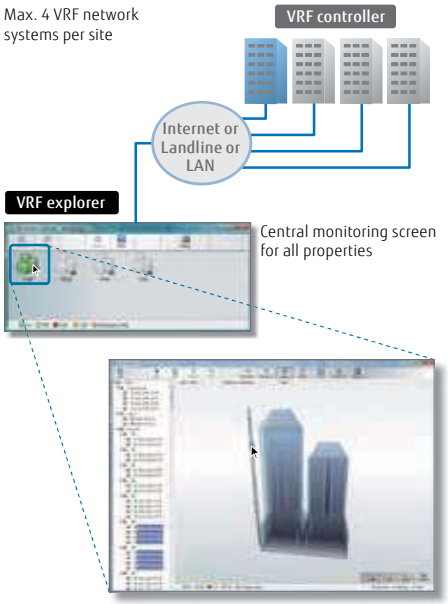

Detailed monitoring screen for special properties

Remote central control

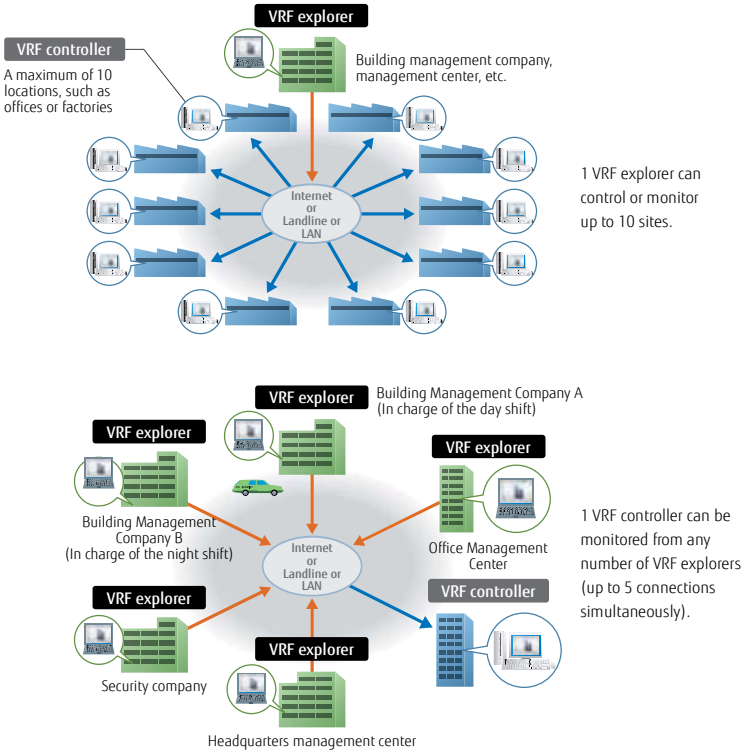

Energy-saving management

Option System controller UTY-PEGXZ1
Option System controller Lite UTY-PLGXE2

A variety of energy-saving options can be selected depending on the season, weather, and time of day. Excellent energy-saving operation is performed while keeping users comfortable.


Main screen for energy-saving management

Energy saving graph data: This chart compares the energy consumption for the current month with the previous month and with the same month of the previous year to keep track of the energy-saving performance.

Indoor unit rotation

Indoor units can be automatically rotated to operate within a group in accordance with a predetermined annual schedule to reduce power consumption while keeping users comfortable. The operation stoppage rate can be selected for an indoor unit.

Peak-cut mode

The system controller monitors the connected power meter and controls the energy to maintain the target power consumption set for each time period by changing the set temperature of the indoor units or turning off the thermostat so as to keep the users comfortable. Indoor units to be controlled can be grouped in many ways, and the control level can be set for each group.

Capacity saving for outdoor unit

The upper limit on the capacity of an outdoor unit can be adjusted to reduce power consumption during a hot summer or cold winter by averaging out the power-saving performance of each refrigerant system. The upper limit on capacity can be set at 50% of the rated capacity or more.

Summary of functions

Functions	Type		System controller		System controller Lite				
			UTY-APGXZ1	Option UTY-PEGXZ1	UTY-ALGXZ1	Option UTY-PLGXR2	Option UTY-PLGXA2	Option UTY-PLGXE2	Option UTY-PLGXX2
Specifications	Max. number of VRF networks supported		4	–	1	–	–	–	–
	Max. number of indoor unit and remote controller groups per VRF network		400	–	400	–	–	–	–
	Max. number of outdoor units per VRF network		100	–	100	–	–	–	–
	Max. number of indoor units and remote controller groups per System controller		1600	–	400	–	–	–	–
	Max. number of outdoor units per System controller		400	–	100	–	–	–	–
Site supervision	Multiple site display		10	–	10	–	–	–	–
	Number of buildings per site		20	–	–	–	–	–	–
	Number of floors per site		200	–	–	–	–	–	–
	Number of floors per building		50	–	–	–	–	–	–
	3D graphical layout view		●	–	–	–	–	–	–
	2D graphical layout view		●	–	–	–	–	–	–
	List display		●	–	●	–	–	–	–
	Tree display		●	–	●	–	–	–	–
	Group display		●	–	●	–	–	–	–
Error management	Error notification		●	–	●	–	–	–	–
	Audible alarm		●	–	●	–	–	–	–
	E-mail notification of errors		●	–	●	–	–	–	–
History	Error history		●	–	●	–	–	–	–
	Operation history		●	–	●	–	–	–	–
	Control history		●	–	●	–	–	–	–
Operation control	Individual control	ON/OFF	●	–	●	–	–	–	–
		Operation mode*	●	–	●	–	–	–	–
		Room temperature	●	–	●	–	–	–	–
		Fan speed	●	–	●	–	–	–	–
		Airflow direction	●	–	●	–	–	–	–
		Economy mode	●	–	●	–	–	–	–
		Setting temperature range limitation	●	–	●	–	–	–	–
		Anti-freeze	●	–	●	–	–	–	–
		Low noise setting of outdoor units	●	–	●	–	–	–	–
	Individual management	Remote controller prohibition	●	–	●	–	–	–	–
		Setting temperature range limitation	●	–	●	–	–	–	–
		Filter sign reset	●	–	●	–	–	–	–
	Other	memory operations	●	–	●	–	–	–	–
		Pattern operations	●	–	●	–	–	–	–
Schedule	Annual Schedule		●	–	●	–	–	–	–
	Setting for a specific date		●	–	●	–	–	–	–
	ON/OFF per day		72	–	72	–	–	–	–
	ON/OFF per week		504	–	504	–	–	–	–
	Day off		●	–	●	–	–	–	–
	Minimum unit of timer setting (minutes)		10	–	10	–	–	–	–
	Weekly schedule for low noise mode		●	–	●	–	–	–	–
Remote monitoring management	Web Operation		●	–	●	–	–	–	–
	Remote monitoring		●	–	–	●	–	–	–
	Remote operation control		●	–	–	●	–	–	–
	Remote function setting		●	–	–	●	–	–	–
Electricity charge apportionment	Apportionment charge/bill calculation		●	–	–	–	●	–	–
	Tenant (block) setting		●	–	–	–	●	–	–
	Common facilities apportionment setting		●	–	–	–	●	–	–
	Rated power consumption allotment		●	–	–	–	●	–	–
	Individual calculations for cooling and heating		–	●	–	–	●	–	–
	Electricity meter supported		–	●	–	–	●	–	–
Energy-saving management	Indoor unit rotation		–	●	–	–	–	●	–
	Peak cut control		–	●	–	–	–	●	–
	Capacity saving for outdoor unit		–	●	–	–	–	●	–
	Record of energy-saving operation		–	●	–	–	–	●	–
	Information on energy saving		–	●	–	–	–	●	–
	Power consumption monitor		–	●	–	–	–	●	–
	Electricity meter supported			●		–	–	●	–
Control of external devices	Monitor		●	–	–	–	–	–	●
	Control		●	–	–	–	–	–	●
Others	Importing and exporting databases		●	–	●	–	–	–	–
	Automatic clock adjustment		●	–	●	–	–	–	–
	Multiple language support		7 languages	–	7 languages	–	–	–	–
	Refrigerant leak detector		●	–	●	–	–	–	–
	Power shutdown		●	–	●	–	–	–	–

●●: Available -: Not available

Computer requirements

The specifications required for the computer are shown in the table below:

	System controller	System controller Lite
Operating system	• Microsoft® Windows® 7 Home Premium (32-bit or 64-bit) SP1, Windows® 7 Professional (32-bit or 64-bit) SP1 • Microsoft® Windows® 8.1 (32-bit or 64-bit), Windows® 8.1 Pro (32-bit or 64-bit) • Microsoft® Windows® 10 Home (32-bit or 64-bit), Windows® 10 Pro (32-bit or 64-bit) Supports 7 languages: English, Chinese, French, German, Russian, Spanish, and Polish	
CPU	Intel® CoreTM i3 2 GHz or higher	
Memory	• 2 GB or more (for Windows® 7 [32-bit]) • 4 GB or more (for Windows® 7 [64-bit], Windows® 8.1, and Windows® 10)	
HDD	40 GB or more of free space	
Displayed items	1024 × 768 or higher resolution	
Interfaces	•Ethernet port (for getting access to the internet using LAN) or a modem (for getting access to the internet via landline) •Up to 6 USB ports (Only required for a server computer working as a VRF controller) - Maximum of 2 USB ports are required to connect to a White-USB-key/WibuKey - Up to 4 USB ports required to connect to an Echelon® U10 USB network interface * Maximum number of required USB ports depends on the applicable system configuration.	•Ethernet port (for getting access to the internet using LAN) or a modem (for getting access to the internet via landline) •Up to 6 USB ports (Only required for a server computer working as a VRF controller) - Maximum of 4 USB ports are required to connect to a White-USB-key/WibuKey - 1 USB port is required for an Echelon® U10 USB Network interface * The maximum number of required USB ports depends on the applicable system configuration.
Graphic accelerator	Microsoft® DirectX® 9.0c compatible	
Software	Adobe® Acrobat Reader® 9.0 or later	

• Echelon® U10 USB Network interface – TP/FT-10 Channel (Model name: 75010R) (Required for each VRF Network)

Software List Prices

Type	For System controller		For System controller Lite				
	System controller	Option Energy manager	System controller Lite	Option Remote access	Option Electricity charge apportionment	Option Energy saving	Option Centralized control
Model name	UTY-APGXZ1	UTY-PEGXZ1	UTY-ALGXZ1	UTY-PLGXR2	UTY-PLGXA2	UTY-PLGXE2	UTY-PLGXX2
£	**5,089**	**2,574**	**3,227**	**1,013**	**1,117**	**1,013**	**POA**

*1: Software protection key to be inserted in a USB slot running System controller or System controller Lite.
System controller or System controller Lite may only run on a PC with a WHITE-USB-KEY. However, a WHITE-USB-KEY is not required for remote VRF explorer software.

MODBUS® converter for indoor unit

UTY-VMSX

Up to
1 indoor unit

MODBUS® converter enables air conditioners to be fully integrated into a MODBUS® network.

- Simple installation due to small and compact size.
- No separate external power supply required.
- The MODBUS® converter must be connected to an indoor unit on a one-to-one basis.
- The MODBUS® converter enables central monitoring and control of air conditioners from BMS, central, or home controller.

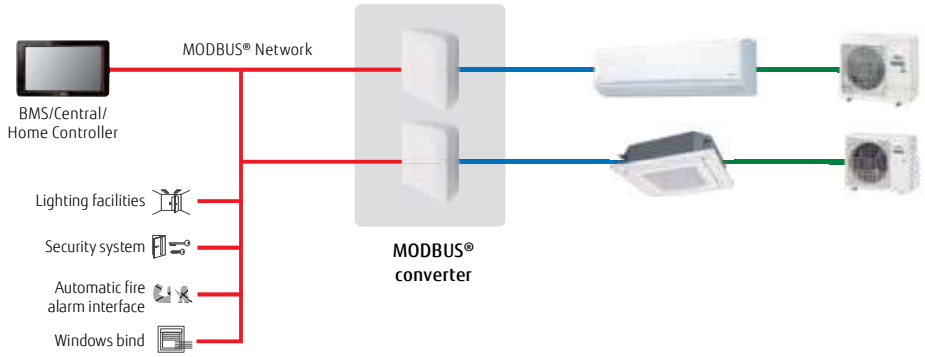

Easy Installation

Easy to install with minimal wiring and without the need for a power supply cable to the converter

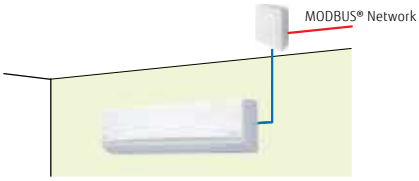

Basic control

- Turning the units on and off
- Mode control (Heat, Cool, Dry, Auto, Fan)
- Fan speed control
- Louver position (airflow direction setting)
- Room temperature setting and display
- Economy mode setting
- Error status

Modbus communication specifications

Transfer mode	RTU mode
Communication speed	9600/19200 bps
Data bit	8
Parity	even/odd/none
Stop bit	1/2 (no parity)
Network	RS485
Maximum cable length	1000 m (3280 ft)

Specifications

Model name		UTY-VMSX
Power supply		12 V DC
Input power (W)		Max. 1.2 W
Dimensions (H × W × D) (mm)		140 × 117 × 43
Weight (g)		200
Maximum number of connectable indoor units per MODBUS® converter		1
Unit List Price	**£**	**302**

MODBUS® interface

FG-RC-MBS1Z1 / FG-AC-MBS1Z1

FG-RC-MBS1Z1
(3-wire RC-line type)

FG-AC-MBS1Z1
(CN connector type)

Up to
1 indoor unit

MODBUS® interface enables air conditioners to be fully integrated into a MODBUS® network.

- Small, compact, and easy to install on DIN rails.
- No separate external power supply required.
- MODBUS® interface enables central monitoring and control of air conditioners from BMS.

Installation example

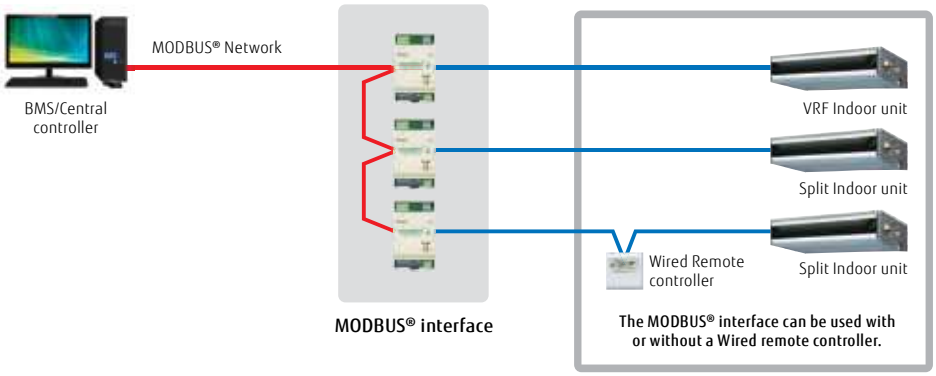

Specifications

Model name		FG-RC-MBS1Z1 (3-wire RC-line type)	FG-AC-MBS1Z1 (CN connector type)
Number of controllable groups		1	1
Dimensions (H × W × D) (mm)		93 × 53 × 58	93 × 53 × 58
Weight (g)		85	85
Unit List Price	**£**	**303**	**303**

MODBUS® convertor for VRF

UTY-VMGX

UTY-VMGX

Up to
9 units per VRF system
Up to
100 outdoor units
Up to
128 indoor units

MODBUS® converter enables air conditioners to be fully integrated into a MODBUS® network.

- Compact and lightweight design
- Direct connection to MODBUS® network
- MODBUS® convertor enables central monitoring and control of air conditioners from BMS or a central controller.
- Up to 9 converters can be connected to a VRF network (UTY-VMGX). Simultaneous control, such as Power ON/OFF and temperature setting, can be performed for each zone.
- If a connection error occurs after installation work is completed, the source of the error can be located easily.

Installation example

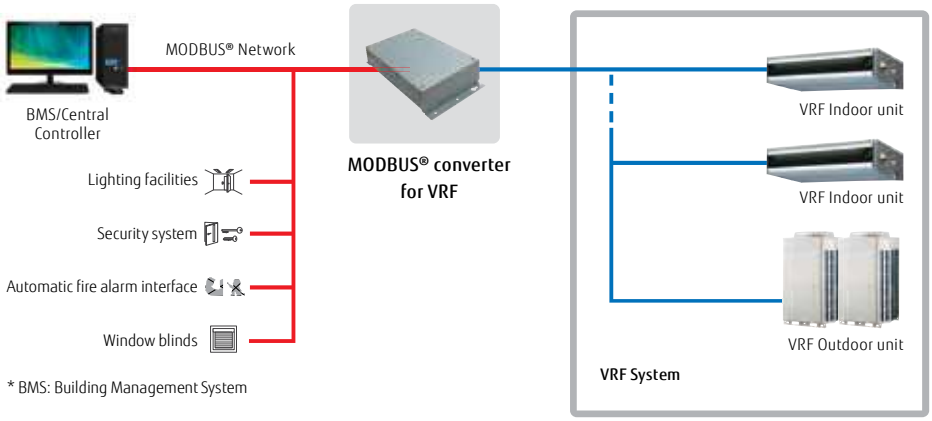

* BMS: Building Management System

Specifications

Model name		UTY-VMGX
Power supply		Single phase ~220 to 240 V 50/60 Hz
Input power (W)		Max. 2
Dimensions (H × W × D) (mm)		54 × 260 × 150
Weight (g)		1,100
Unit List Price	**£**	**696**

*24 V DC power supply is recommended.

BACnet® interface

FG-AC-BAC1Z1

FG-AC-BAC1Z1
(CN connector type)

Up to
1 indoor units

- BACnet® interface connects BMS and a Fujitsu General split/multi-split/VRF system.
- Compatible with BACnet® (ANSI/ASHRAE-135-2012) application-specific controller (B-ASC)
- Compatible with BACnet®/IP over Ethernet.

Installation example

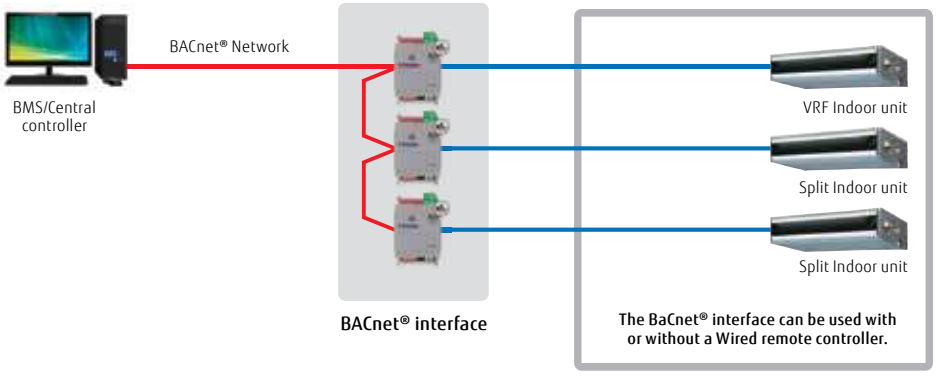

Specifications

Model name		FG-AC-BAC1Z1 (CN connector type)
Number of controllable groups		1
Dimensions (H × W × D) (mm)		93 × 53 × 58
Weight (g)		85
Unit List Price	**£**	**311**

12 V DC supplied by an indoor unit

BACnet® gateway

UTY-ABGXZ1 Software

White-USB-key
(Software Protection Key)

BaCnet® is a registered trademark of ASHRAE. ASHRAE does not endorse, approve or test products for compliance with ASHRAE standards. Compliance of listed products to the requirements of ASHRAE Standard 135 is the responsibility of BACnet International (BI). BTL is a registered trademark of BACnet International.

Up to
4 VRF network systems
Up to
400 outdoor units
Up to
1,600 indoor units

- A medium to large BMS can be connected to a VRF network system via BACnet®, a standard communication protocol for open networks.
- Up to 1,600 indoor units on up to 4 VRF network systems (up to 400 indoor units and 100 outdoor units per system) can be connected to a single BACnet® gateway.
- The VRF network system can be controlled or monitored from BMS via BACnet® gateway.
- Compatible with BACnet® (ANSI/ASHRAE-135-2014) application specific controller (B-ASC).
- Compatible with BACnet®/IP over Ethernet.
- Scheduling, alarm and event setting, and energy cost allocation are provided on the BACnet® gateway.
- The VRF network system can be connected to a computer via a U10 USB interface. Note that Fujitsu General does not supply a U10 USB interface or a computer. They must be purchased separately by the user.
- Corresponds to 7 different languages: English, Chinese, French, German, Spanish, Russian, Polish.

Installation example

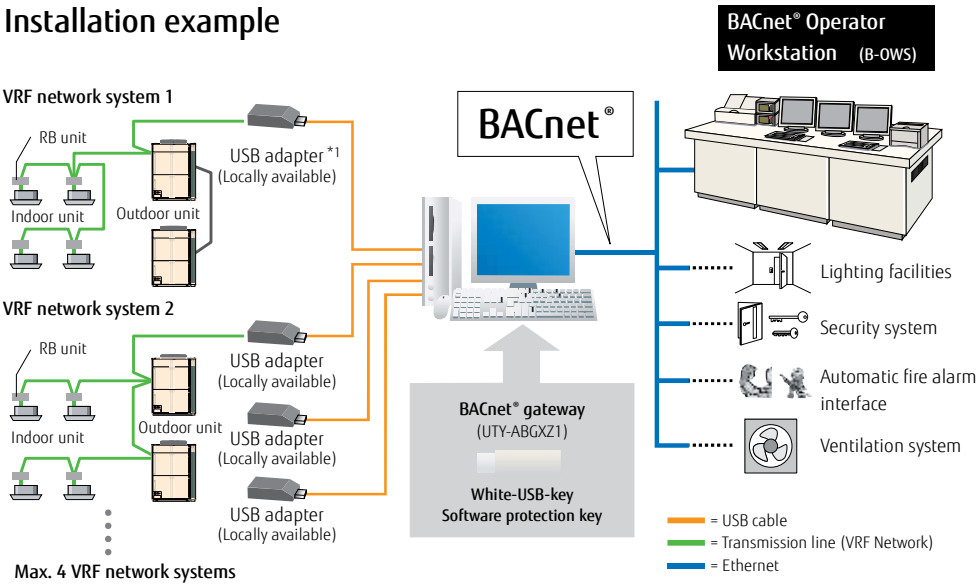

*1: U10 USB network interface available from Echelon® Corporation.

Computer requirements

		UTY-ABGXZ1
Operating system		• Microsoft® Windows® 7 Home Premium (32-bit or 64-bit) SP1, Windows® 7 Professional (32-bit or 64-bit) SP1 • Microsoft® Windows® 8.1 (32-bit or 64-bit), Windows® 8.1 Pro (32-bit or 64-bit) • Microsoft® Windows® 10 Home (32-bit or 64-bit), Windows® 10 Pro (32-bit or 64-bit) Supported languages: Chinese, English, French, German, Polish, Russian, and Spanish
CPU		Intel® Core™ i3 2 GHz or higher
Memory		• 2 GB or more (for Windows® 7 [32-bit]) • 4 GB or more (for Windows® 7 [64-bit], Windows® 8.1, and Windows® 10)
HDD		40 GB or more of free space
Displayed items		1024 × 768 or higher resolution
Interfaces		• Ethernet port (for getting access to the internet using LAN) • Up to 5 USB ports - 1 USB port required to connect to a White-USB-key/WibuKey - Up to 4 USB ports required to connect to an Echelon® U10 USB network interface *The maximum number of required USB ports varies depending on the applicable system configuration.
Software		Adobe® Acrobat Reader® 9.0 or later
Unit List Price	**£**	**3,929**

•Echelon® U10 USB Network interface – TP/FT-10 Channel (Model name: 75010R) (Required for each VRF Network)

BACnet® gateway

UTY-VBGX Hardware

- BACnet® gateway connects BMS and a Fujitsu General VRF system.
- Up to 128 indoor units and 32 refrigerant systems can be connected to a single BACnet® gateway.
- Compatible with BACnet® (ANSI/ASHRAE-135-2012) application-specific controller (B-ASC)
- Compatible with BACnet®/IP over Ethernet.

BaCnet® is a registered trademark of ASHRAE. ASHRAE does not endorse, approve or test products for compliance with ASHRAE standards. Compliance of listed products to the requirements of ASHRAE Standard 135 is the responsibility of BACnet International (BI). BTL is a registered trademark of BACnet International.

Up to
1 VRF network systems
Up to
32 refrigerant systems
Up to
128 indoor units

Installation example

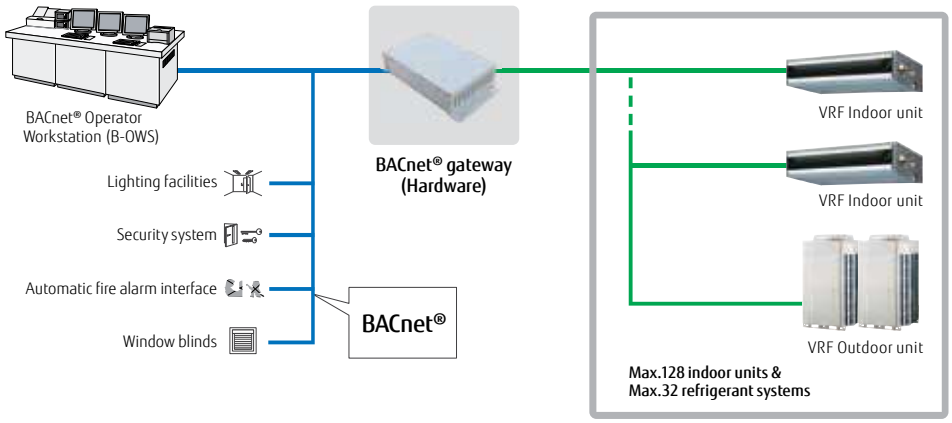

Specifications

Model name		UTY-VBGX
Number of controllable indoor units		128
Number of controllable refrigerant systems		32
Number of controllable VRF networks		1
Number of connectable units / one VRF network		4
Power supply		Single phase, 100-240 V, 50/60 Hz
Power consumption (W)		4.6 (max.)
Dimensions (H × W × D) (mm)		59.6 × 270.4 × 176
Weight (g)		1200
Unit List Price	**£**	**3,146**

KNX® converter for indoor unit

UTY-VKSX

Up to
1 indoor unit

KNX® Converter enables individual control of an indoor unit.

- The new KNX® converter connects a central or home controller and a Fujitsu General indoor unit.
- Compact and lightweight design

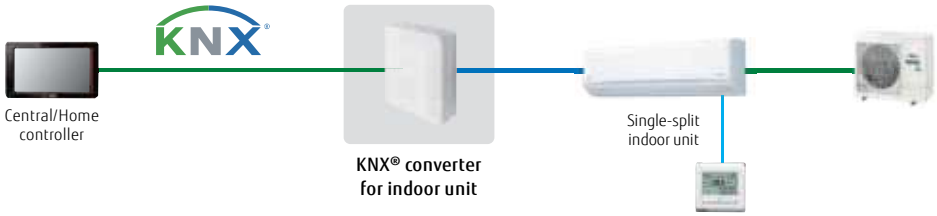

KNX® converter for VRF

UTY-VKGX



UTY-VKGX

Up to
100 outdoor units
Up to
128 indoor units

KNX® converter enables centralized control of a system.

- KNX® converter connects a central or home controller and a Fujitsu General VRF system.
- Up to 128 indoor units and 100 outdoor units can be connected to a single KNX® converter. (UTY-VKGX)

Installation example



Specifications

Model name		UTY-VKSX	UTY-VKGX
Power supply		12 V DC	Single phase ~220 to 240 V 50/60 Hz
Input power (W)		0.6	1.5
Dimensions (H × W × D) (mm)		140 × 117 × 43	54 × 260 × 150
Weight (g)		215	1,200
Unit List Price	**£**	**350**	**1,607**

*24 V DC power supply is recommended.

KNX® interface

FG-RC-KNX1Z1 / FG-AC-KNX1Z1 / FG-IR-KNX1Z1

FG-RC-KNX1Z1 /
FJ-RC-KNX1i
(3-wire RC-line type)

FG-AC-KNX1Z1
(CN connector type)

Up to
1 indoor unit

The KNX® interface enables air conditioners to be fully integrated into a KNX® network system.

- Simple installation due to small and compact size.
- No separate external power supply required (only KNX® bus power required)

Installation example

[3-wire RC-line type/CN connector type]

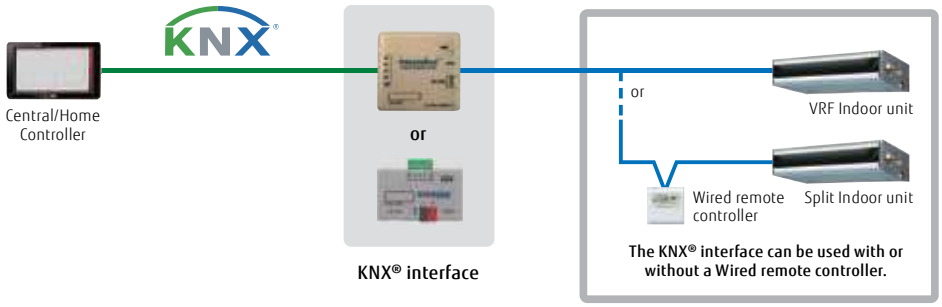

Specifications

Model name		FG-RC-KNX1Z1 / FJ-RC-KNX1i (3-wire RC-line type)	FG-AC-KNX1Z1 (CN connector type)
Number of controllable groups		1	1
Dimensions (H × W × D) (mm)		70 × 70 × 28	45 × 59 × 21
Weight (g)		70	35
Unit List Price	**£**	**348**	**395**

Network converter for single-split type

UTY-VTGX / UTY-VTGXV

UTY-VTGX
DC power supply type

UTY-VTGXV
AC power supply type

Up to
16 single indoor units
Up to
1 group
Up to
100 Network Converters

- A network converter is required when connecting a single-split system to a VRF network system.
- Compact and lightweight design
- Connectable to both nonpolar 2-core and polar 3-core remote controllers

Installation example

- A 1-remote-controller type and a 2-remote-controller type are available.
- Power supply (220 to 240 V AC, 50/60 Hz) is required for the 2-remote-controllers type.

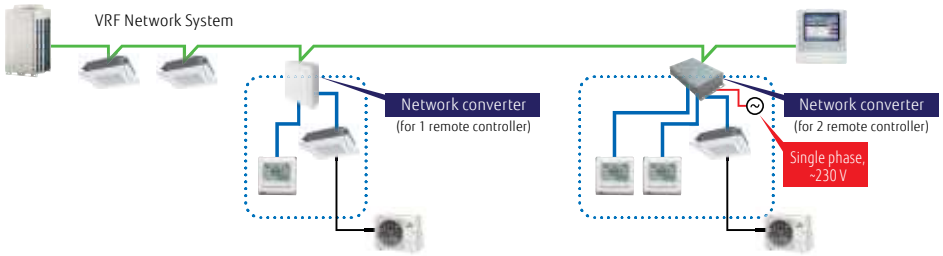

- Both nonpolar 2-core and polar 3-core type Wired remote controllers can be connected.

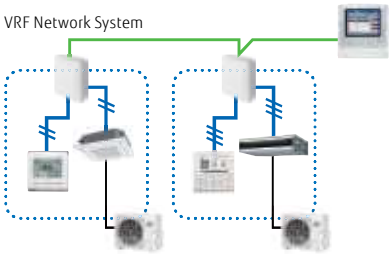

- Central control can be provided for single-split systems. (Up to 100 network converters can be connected in a VRF network system)

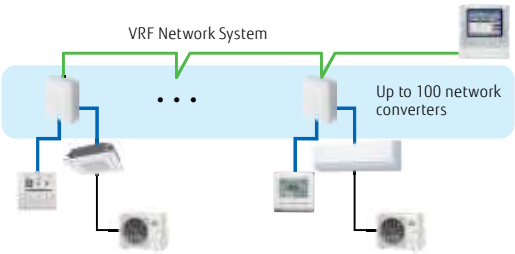

Specifications

Model name		UTY-VTGX		UTY-VTGXV
Power supply		Polar 3-core 12 V DC	Nonpolar 2-core DC 12 V	Single phase ~220 to 240 V 50/60 Hz
Input power (W)		Max. 1.2 W		Max. 3
Dimensions (H × W × D) (mm)		140 × 117 × 43		54 × 260 × 150
Weight (g)		250		1,100
Unit List Price	**£**	**550**		**766**

Network converter for LONWORKS™

UTY-VLGX

Up to
4 units to BMS
Up to
100 outdoor units
Up to
128 indoor units

- Connects the VRF network system to a **LONWORKS™** open network to manage small and midsized BMS and VRF network system.
- The UTY-VLGX enables centralized monitoring and control of VRF network system from a BMS via a **LONWORKS™** interface.
- Up to 128 Indoor units can be connected to one network converter for **LONWORKS™**

Installation example

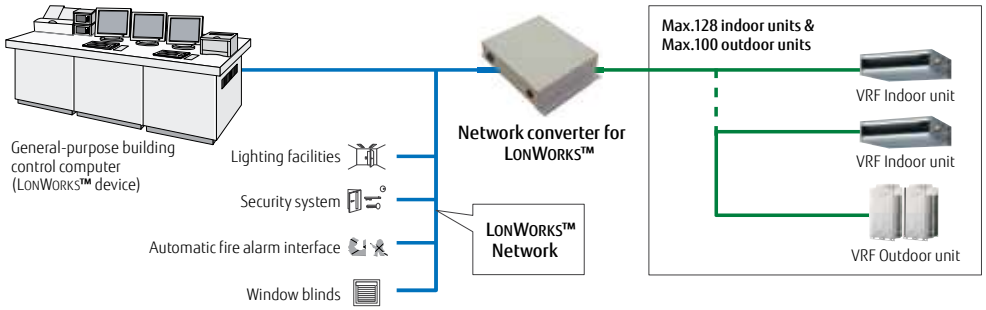

Transmission specifications (BMS side)

Transmission speed	78 kbps
Transceiver	FT-X1 (available from Echelon® Corporation)
Transmission line form	Free topology
Terminal resistor	None (converter to be attached at the terminal of a network)

Specifications

Model name		UTY-VLGX
Power supply		Single phace ~208 to 240 V 50/60 Hz
Power consumption (W)		4.5
Dimensions (H × W × D) (mm)		67 × 288 × 211
Weight (g)		1,500
Unit List Price	**£**	**4,086**

External switch controller

UTY-TERX

Up to
1 group

Air conditioner switching can be controlled by connecting this external switch controller to other sensor switches.

- In combination with a commercially available card-key switch or other sensors, this External switch controller enables the control of ON/OFF, room temperature, and fan speed of connected air conditioners as well as master control functions. This makes this product an ideal choice for use in hotel rooms.
- Card key or other sensor switches are locally available.
- The set temperature can be specified at two points each for cooling and heating operations (4 points in total).

Installation example

Human sensor monitors the movement of a person in a room. When it detects that the person has left the room, it switches the air conditioner to low-capacity mode. When a person returns to the room, the air conditioner returns to the previous operation mode.

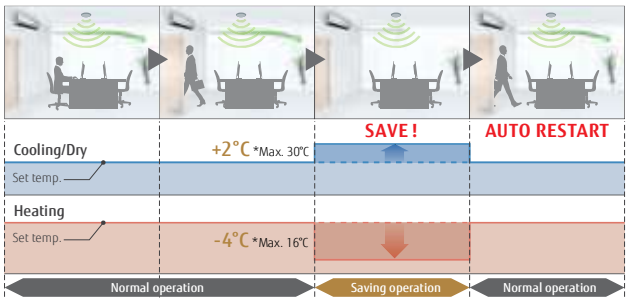

Human sensor equipment needs to be purchased separately.
Human sensor is not mounted on an External switch controller.

Signal amplifier

UTY-VSGXZ1

- The transmission line can be extended up to 3,600 m using multiple Signal amplifiers.
- Up to 8 Signal amplifiers can be added in a VRF network system.
- A Signal amplifier is required.
  (1) When the total wiring length of the transmission line exceeds 500 m.
  (2) When the total number of units on the transmission line exceeds 64.

Installation example

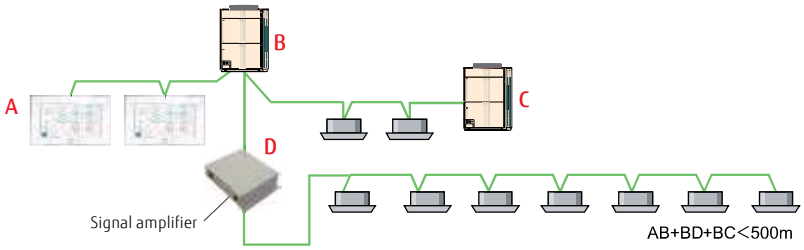

Specifications

Model name		UTY-VSGXZ1	UTY-TERX
Power supply		Single phace ~208 to 240 V 50/60 Hz	6.5 to 16 V DC
Power consumption (W)		4.5	-
Dimensions (H × W × D) (mm)		67 × 288 × 211	140 × 117 × 43
Weight (g)		1,500	250
Unit List Price	**£**	**938**	**118**

12 V DC supplied by an indoor unit

Optional parts Overview

For Split, Multi-split & VRF

A variety of optional parts are available to enable installation of the selected indoor unit properly according to the environment.

Optional Parts
For Cassette

Human sensor kit
A built-in thermo sensor monitors and controls room temperature accurately.



Cassette grille
A lineup of cassette grills that match a variety of interiors. A grid ceiling-type cassette grille has been added to the lineup.

Silver ion filter
The Silver ion filter helps to keep indoor air free from viruses, bacteria and molds.*



Fresh air intake kit
Fresh air can be taken in by a fan connected to an external control unit.

Optional Parts
For V-IV

Pressure sensor kit
When installed, the height difference between the outdoor unit and indoor unit can be allowed up to 110 m.

Optional Parts
For R32 VRF products

NEW

Gas Sensor kit
Used to ensure standards compliance and safety when R32 VRF products are installed.

NEW

Expansion kit
Connect to indoor units to expand the number of inputs and outputs when using multiple safety devices or external input / output functions.

Optional Parts
For Floor

Silver ion filter
The Silver ion filter helps to keep indoor air free from viruses, bacteria and molds.*

Optional Parts
For Duct & Ceiling

Auto louver grille kit
The optional clean-looking flat Auto louver grille blends into any interior and provides a comfortable airflow.

Remote sensor unit
The remote sensor provides additional convenience.

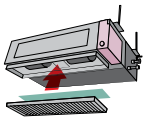

Silver ion filter
The Silver ion filter helps to keep indoor air free from viruses, bacteria and molds.*

Long-life filter
Captures grit and dust. Long-life design with consideration of running costs.

Flange
Flanges are used when connecting a medium static pressure duct type and a ceiling type with air intake and exhaust ducts.

Drain pump unit
Drains water that has accumulated during operation.

Connection Parts

For wall-mounted type

Communication kit
Required for a wall-mounted type when the External connect kit set or a Wired remote controller is connected to the indoor unit.

For wall-mounted type

For Duct type
and Cassette type

External input and output PCB
For Wall-mounted, Duct, or Cassette type, these parts are required when the external input and output function is used.

External input and output PCB box & bracket
Box and bracket for installing the External input and output PCB.

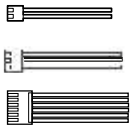

External connect kit & set
Connect the printed circuit board (PCB) to external devices.

Connection Units
Connection units are available to separate the pipes when connecting multiple indoor units in a Multi-split type or VRF system.

External power supply unit
The External power supply unit protects the increment in the system even if the power supply for some of the indoor units is shut down.

*Not a result of experiments in an actual use environment. Silver ion filter inhibits activity or growth of microorganism, but do not prevent infection.

Silver Ion Filter

UTR-FA16-5 / UTR-FA13-3 / UTR-FA03-5 / UTD-HFAA / UTD-HFRA / UTD-HFTA / UTD-HFTB / UTD-HFTC / UTD-HFNC / UTD-HFNB / UTD-HFNA / UTD-HFND / UTD-HFKB / UTD-HFKA

For Wall mounted / Floor
UTR-FA16-5 / UTR-FA13-3
UTR-FA03-5

For Cassette
UTD-HFAA / UTD-HFRA

For Duct
UTD-HFTA / UTD-HFTB
UTD-HFTC / UTD-HFNC
UTD-HFNB / UTD-HFNA
UTD-HFND / UTD-HFKB
UTD-HFKA

The Silver ion filter helps to keep indoor air free from viruses, bacteria and molds.

(Not a result of experiments in an actual use environment. Silver ion filter inhibits activity or growth of microorganism, but do not prevent infection.)

The silver ion filter inhibits the activities of viruses*1, bacteria*2 and molds*3 trapped on the filter.

(Only effective when the microorganism is trapped on the filter with dust or droplet)

99 %
inhibit rate*1

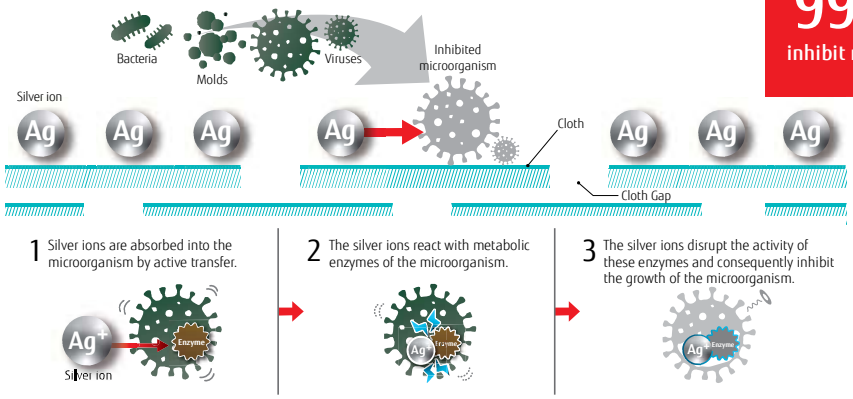

*1 [Testing organization] Kitasato Research Center for Environmental Science [Test Report] No. 2020_0408 [Test virus] Escherichia coli phage Qbeta NBRC 20012 (1 type) [Test Method] Based on the antiviral test method for textile products (JIS L 1922)
[Test results] Inhibited by at least 99% in 24 hours. Not tested to prevent transmission of SARS-CoV-2.

*2 [Testing organization] Kitasato Research Center for Environmental Science [Test Report] No. 2020_0409 [Test bacteria] Escherichia coli NBRC 3972 (1 type)
[Test Method] Based on the determination of antibacterial activity and efficacy of textile products (JIS L 1902)
[Test results] The growth of the test bacteria was inhibited by 24 hours testing

*3 [Testing organization] Kitasato Research Center for Environmental Science [Test Report] No. 2020_0410 [Test fungi] Aspergillus Niger NBRC 105649 and other fungi (3 types) [Test Method] Based on the test for fungus resistance (JIS Z 2911)
[Test results] The growth of the fungus was inhibited by 28 days testing

The filter is easily removable* and hand-washable.

(*Wall mounted and floor models only)

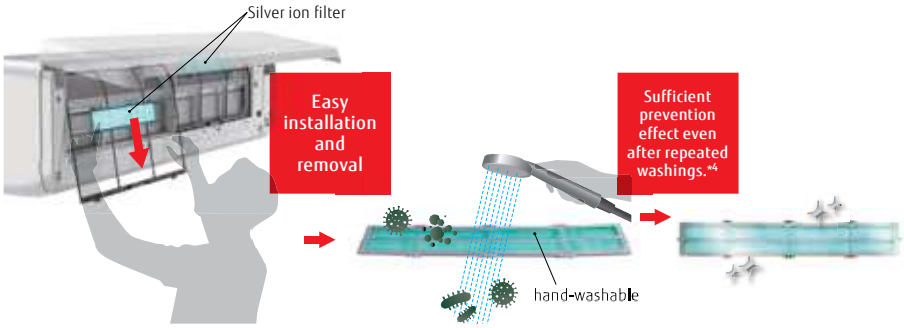

*4 Hand-washing or vacuuming by 3 months is recommended. Cleaning frequency varies depending on the environment of use.

Specifications

Model name		For Wall mounted / Floor			for Cassette	
		UTR-FA16-5	UTR-FA13-3	UTR-FA03-5	UTD-HFAA	UTD-HFRA
Net Dimension (H × W × D)	mm	35 × 210 × 6	50 × 364 × 6	43 × 272 × 6	350 × 125 × 6	550 × 136 × 6
Weight	g	2	2	2	7	23
Quantity		2	2	2	1	1
Unit List Price	**£**	**24**	**57**	**24**	**57**	**57**

Model name		for Duct								
		UTD-HFTA	UTD-HFTB	UTD-HFTC	UTD-HFNC	UTD-HFNB	UTD-HFNA	UTD-HFND	UTD-HFKB	UTD-HFKA
Net Dimension (H × W × D)	mm	290 × 70 × 6	390 × 70 × 6	290 × 70 × 6 390 × 70 × 6	620 × 88 × 6	420 × 88 × 6	620 × 88 × 6	500 × 79 × 6	420 × 125 × 6	620 × 108 × 6
Weight	g	6	8	10	8	10	16	12	16	20
Quantity		2	2	3	1	2	2	2	2	2
Unit List Price	**£**	**57**	**57**	**57**	**57**	**57**	**57**	**54**	**57**	**57**

Auto louver grille kit

UTD-GXTA-W / UTD-GXTB-W / UTD-GXTC-W

The optional clean-looking flat Auto louver grille kit blends into any interior and provides a comfortable airflow.

Closed louver Open louver

Flexible Control

- The Auto louver grille of the indoor unit can be operated in conjunction with the remote control of the indoor unit.
- **Vertical auto swing**
  - Auto airflow direction and auto swing
  - 4 steps selectable
- **Auto-closing louver**
  The louvers will automatically close when the indoor unit stops operating.

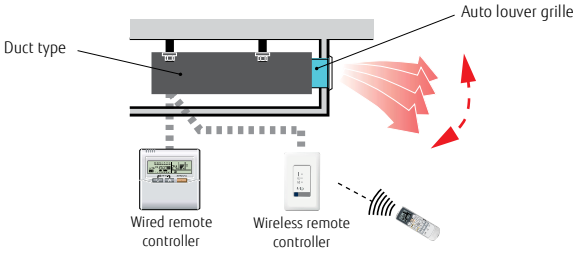

Dimensions

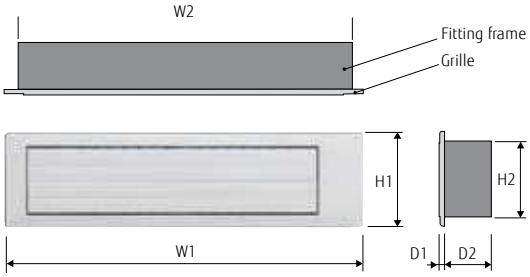

Unit: mm

Model name	W1	W2	H1	H2	D1	D2
UTD-GXTA-W	683	645	180	148	9	84
UTD-GXTB-W	883	845				
UTD-GXTC-W	1,083	1,045				

Specifications

Model name			UTD-GXTA-W	UTD-GXTB-W	UTD-GXTC-W
Applicable indoor unit	SPLIT & MULTI-SPLIT		ARYG07/09LLTA ARXG07/09/12/14KSLAP ARXG07/09/12/14KLLAP ARYG07/09LSLAP	ARXG18KSLAP ARXG18KLLAP	
	VRF		ARXD007/009/012/014GLEH ARXK004/007/009/012/014GLGH ARXD04GALH ARXD004/005/007/009/012/014HLAH ARXP009/012/014HLAH	ARXD018GLEH ARXD018HLAH ARXK018GLGH	ARXD024GLEH ARXD024HLAH ARXK024GLGH
Power supply			Connecting with Control box of indoor unit		
Fixing Auto louver grille			Screwed to Flange or Square duct		
Extension Square duct limit			1.0 m (Max. duct length between indoor unit and Auto louver grille)		
Net Dimensions (H × W × D)		mm	180 × 683 × (84 + 9)	180 × 883 × (84 + 9)	180 × 1,083 × (84 + 9)
Weight	Net	kg (lbs)	2.0 (4.4)	2.5 (5.6)	3.0 (6.7)
Accessories			Fitting Flame, etc.		
Operating range	Cooling	°C	18 to 32		
		% RH	80 % or less		
	Heating	°C	16 to 30		
Unit List Price		**£**	**170**	**198**	**248**

Pressure sensor kit

UTY-SPWX

Design flexibility

The height difference between the outdoor unit and the indoor unit is normally 50 m for the V-IV Series, but can be extended to 110 m by installing the Pressure sensor kit.
(Can only be connected to the V-IV Series. Also, it can only be connected to outdoor units using outdoor unit software compatible with the product.)

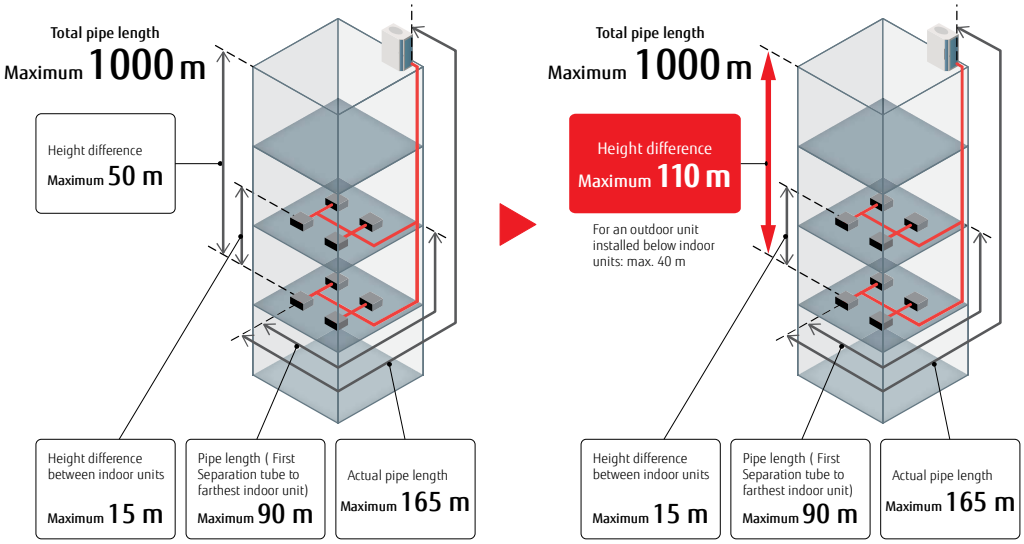

System overview

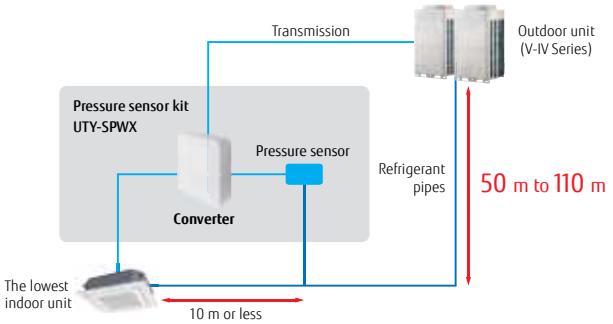

Pressure sensor kit

Pressure sensor kit (Converter)	Refrigerant pressure sensor	Joint pipe
		

Specifications

Model name		UTY-SPWX
Power supply		9 to 16 V DC
Dimensions (H × W × D) (mm)		140 × 117 × 43
Weight (g)		200
Unit List Price	**£**	**492**

External power supply unit

UTZ-GXXA / UTZ-GXXC / UTZ-GXXD

The External power supply unit protects the increment in the system even if the power supply for some of the indoor units is shut down.

Connects to the External power supply unit to supply power to the indoor unit from the auxiliary power supply. This allows for continuous operation without system errors.
Built-in relays reduce installation time and cost.
The UTZ-GXXC and UTZ-GXXD have a built-in relay, which reduces installation time and cost.

High reliability

- A: Interruption of the main power supply is detected by the power cut-off detection part.
- B: Supplies power for driving the expansion valve of the indoor unit. (12 V or 5 V DC)
- C: Gives notification of the power supply from the External power supply unit.

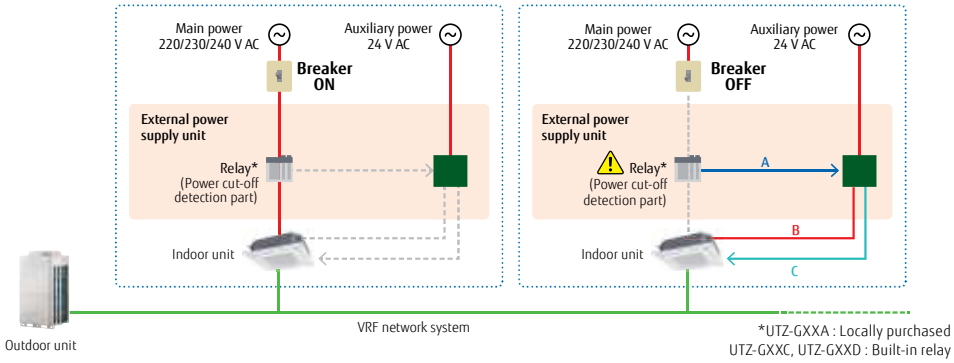

Note

- When changing the power supply voltage to 24 V AC, use a power transformer with an insulated structure that complies with the regulations* of the installation region.
- A powered-off indoor unit driven by the External power supply unit is treated in the same way as an operation-off unit in the electricity charge appointment function. If standby power is generated, the result of the electricity charge appointment may not be zero.

* UL Class II or IEC 61558 Class III, for example.

Specifications

Model name		UTZ-GXXA	UTZ-GXXC	UTZ-GXXD
Power supply		24 V AC 50/60 Hz		
Dimensions (H × W × D) (mm)		97 × 200 × 178		
Weight (g)		800		
Unit List Price	**£**	**217**		

AIR BEAM
Radiation air outlet unit

*Production by order
Price on application, Contact us for more details.

Key component



Cross-section view

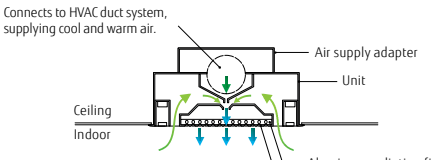

Draws in air from the room slowly and mixes it with the conditioned supply air to create a comfortable airflow.

Built-in aluminum heat-dissipating fins and rectification panels help to disperse and rectify airflow.

Airflow rate (m^3/h)	180 (160-215)	270 (240-325)
Grid	600 × 2	600 × 3
AIR BEAM For system ceiling (Integrated type)	 KS-180	 KS-270

Gas sensor kit

UTY-SGZY

NEW

Enhanced disaster safety measures

The system is designed to meet the environmental safety requirements specified in the IEC 603352-40 standard for the use of R32 refrigerant. The environment requiring safety measures is determined by the size of the room in relation to the amount of refrigerant required.
For example, if the system is designed for maximum pipe length and the refrigerant charge is 6 kg, safety measures are required for rooms of 15 m² or less.

For Example: Total pipe length 120m

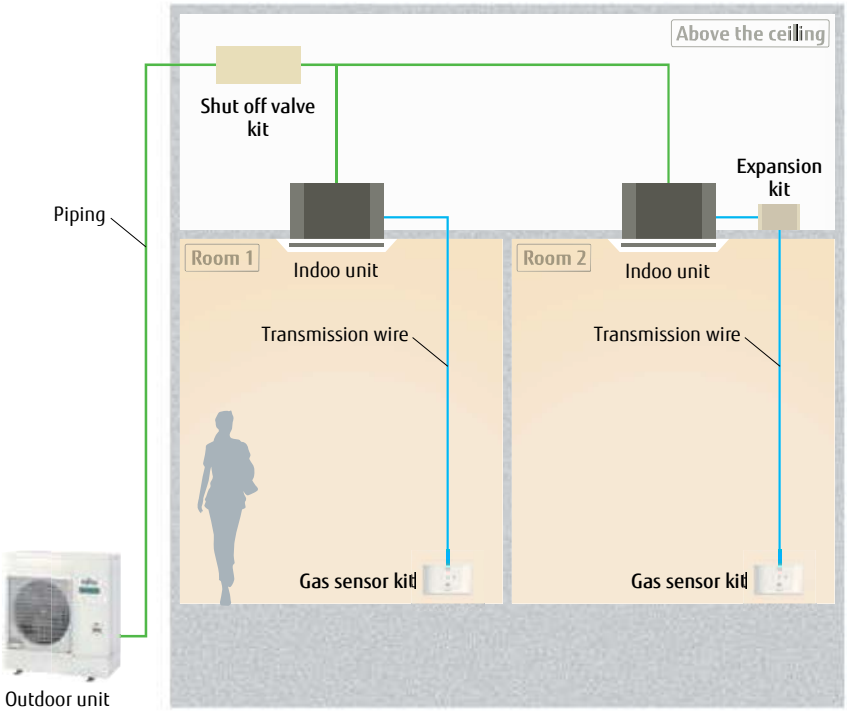

Shut off valve kit
UTP-GX027A, UTP-GX060A
Block the path to prevent refrigerant flow in the event of a refrigerant leakage.

Gas sensor kit
UTY-SGZY
Gas Sensor kit Used to ensure standards compliance and safety when R32 VRF products are installed.

Expansion kit
UTZ-JXXA*
Used to ensure standards compliance and safety when R32 VRF products are installed.
*Connection cable (UTY-XWZXZL) is required.

Conditions requiring safety measures

The graph below will help you determine if a safety design is required when installing R32 VRF products.The amount of refrigerant in a refrigerant system determines the floor area, and if the room to be conditioned by the system is less than that area, a "shut off valve kit" and a "gas sensor kit" must be installed.

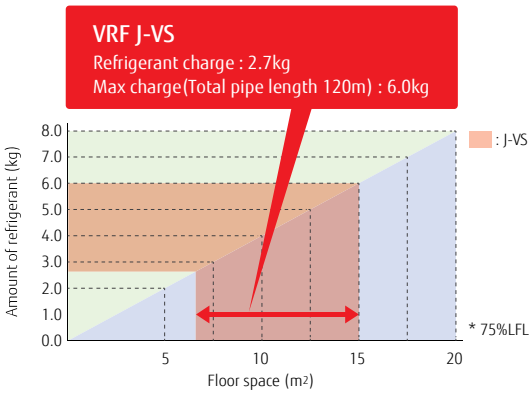

Refrigerant leak detector connection pattern

1) Corresponds to the case where the classification of air conditioner installation differs from property to property.

Installation position of "Shut off valve kit"

A Indoor unit 1~4 in one room

B Indoor units 1, 2 and 3, 4, if they are set up in two separate rooms.

C Indoor units 1~4 are installed in different rooms.

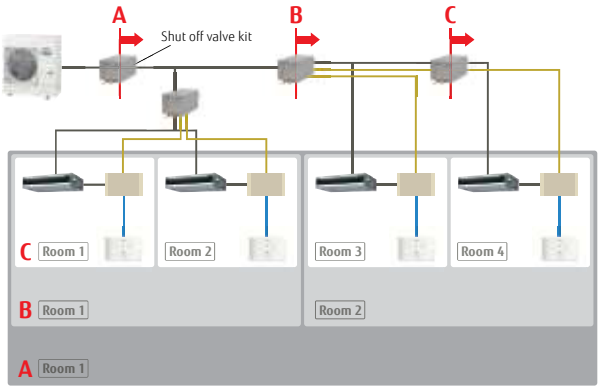

2) Multiple rooms or areas are air conditioned using ducted airflow paths

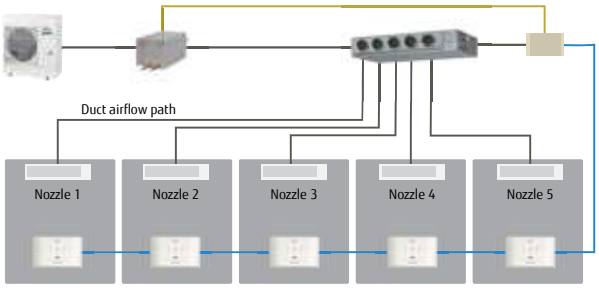

3) When operating multiple indoor units with a remote control group

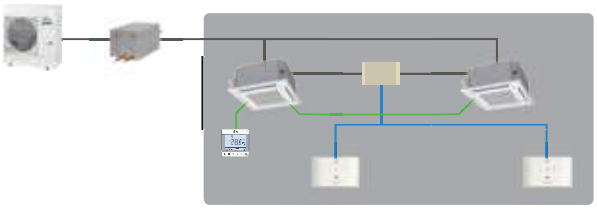

Specifications

Model name		UTY-SGZY	UTY-JXAA	UTP-GX027A	UTP-GX060A	UTY-XWZXZL
Dimensions (H × W × D) (mm)		80 × 130 × 35	TBC	250 × 540 × 267	250 × 540 × 267	-
Weight (g)		500	TBC	TBC	TBC	-
Unit List Price	**£**	**Future Release Price To Be Confirmed**				

Optional Parts

For SPLIT/MULTI-SPLIT/SIMULTANEOUS MULTI-SPLIT

Separation tubes & Cassette Grilles

UTP-SX236A **£94**
UTP-SX254A **£93**
For 3-phase simultaneous multi-split

UTP-SX272A **£188**
For Simultaneous multi-split Twin/ Triple/Double Twin



UTP-SX354A **£128**
For 3-phase simultaneous multi-split

UTP-SX372A **£252**
For Simultaneous multi-split Twin/ Triple/Double Twin

UTG-UFYF-W **£181**
Grid type

UTG-UFYD-W **£181**
Old style

UTG-UGYA-W **£224**
For R410A 4-Way cassette

UTD-LFNA **£80**
UTD-LFNB **£80**
UTD-LFNC **£80**
Long life filter
For Medium static duct type

UTD-LFKA **£80**
Long life filter
For Big duct type

COMTEST **£43**
Serial communication checker
For all Splits and Multi type units

for SPLIT/MULTI-SPLIT/SIMULTANEOUS MULTI-SPLIT & VRF

Cassette Grilles, Fresh air kits, Ducted unit options

UTG-UKYA-W **£286**
For Circular flow cassette
Supplied with controller

UTG-UKYA-B **£245**
For Circular flow cassette

UTG-UKYC-W **£227**
For Circular flow cassette

UTZ-VXAA **£383**
Fresh air intake kit
For Compact cassette

UTZ-VXRA **£479**
Fresh air intake kit
For Circular flow cassette

UTY-SHZXC **£80**
Occupancy sensor
For Circular flow cassette

UTD-RF204 **£40**
Flange (Round)
For Medium static duct/Ceiling type
Pack of 4

UTD-SF045T **£56**
Flange (Square)
For Medium static duct type

UTY-XSZX(Z1) **£100**
For all duct type

UTD-LF25NA **£80**
Long life filter
For Medium static duct type

UTD-LF60KA **£125**
Long life filter
For High static duct type

UTZ-PX1NBA **£95**
Drain pump unit
For Medium static duct type

Optional Parts

For SPLIT/MULTI-SPLIT/SIMULTANEOUS MULTI-SPLIT & VRF

Ducted unit & Ceiling unit options

UTZ-PX1NAB **£95**
Drain pump unit
For Big duct type

UTR-DPB24T **£191**
Drain pump unit
For Ceiling type

UTP-FX24A (18/22/24) **£50**
UTP-FX35A (30/36/45/54) **£66**
L-type piping kit
For Ceiling type

USB75010R **£594**
Echelon USB Adaptor
Needed for
UTYASGXZ1
UTYAMGXZ1
UTYALGXZ1
UTYAPGXZ1
UTYABGXZ1

Optional Parts

For VRF

Cassette Grilles

UTG-UNYA-W (004/007/009/012)
£200
For One way flow cassette

UTG-UNYB-W (014/018/024)
£278
For One way flow cassette

UTG-USYA-W **£278**
For 3D flow cassette

UTG-UFYE-W **£204**
For Compact cassette

for VRF

Separation tube

UTP-AX054A **£73**



UTP-AX090A **£80**



UTP-AX180A **£118**



UTP-AX567A **£214**



UTP-BX090A **£85**



UTP-BX180A **£126**



UTP-BX567A **£213**



UTP-LX180A **£123**
For DX kit

Header

UTR-H0906L **£215**
UTR-H1806L **£217**

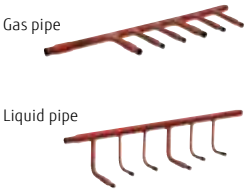

UTR-H0908L **£220**
UTR-H1808L **£224**

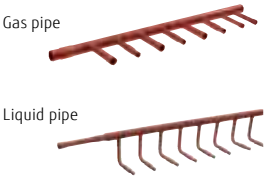

UTP-J0906A **£286**
UTP-J1806A **£293**



UTP-J0908A **£301**
UTP-J1808A **£307**

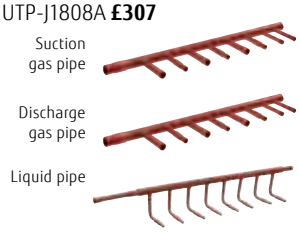

Outdoor unit branch kit

UTP-CX567A **£214**

UTP-DX567A **£213**



Separation tube for RB unit

UTP-EX060A **£83**

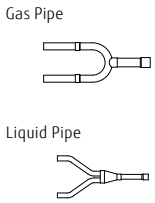

UTP-EX096A **£126**

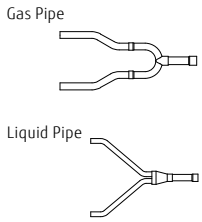

for VRF

EV kit		Shut off valve kit	
Model ≦ 09: UTR-EV09XB **£95** Model ≧ 12: UTR-EV14XB **£96** **for compact wall-mounted type**	NEW Model ≦ 09: UTR-EV09XC Model ≦ 12: UTR-EV14XC **for R32 VRF wall-mounted type** **Price to be confirmed**	NEW UTP-GX027A **for R32 VRF indoor unit** **Price to be confirmed**	NEW UTP-GX060A **for R32 VRF outdoor unit** **Price to be confirmed**
			

RB unit

UTP-RX01AH **£452** UTP-RX01BH **£499** UTP-RX01CH **£572** **Single type**	UTP-RX04BH **£1,799** **4 way multi type**	UTP-RX08AH **£3,459** **8 way multi type**	UTP-RX12AH **£5,190** **12 way multi type**
			

Specifications

Separation tube

Model name	UTP-AX054A	UTP-AX090A	UTP-AX180A	UTP-AX567A
Total cooling capacity of indoor unit (kW)	19.6 or less	28.0 or less	28.1 to 56.0	56.1 or more

Model name	UTP-BX090A	UTP-BX180A	UTP-BX567A
Total cooling capacity of indoor unit (kW)	28.0 or less	28.1 to 56.0	56.1 or more

Header

Model name	3-6 Branches	UTR-H0906L	UTR-H1806L
	3-8 Branches	UTR-H0908L	UTR-H1808L
Total cooling capacity of indoor unit (kW)		28.0 or less	28.1 to 56.0

Model name	3-6 Branches	UTP-J0906A	UTP-J1806A
	3-8 Branches	UTP-J0908A	UTP-J1808A
Total cooling capacity of indoor unit (kW)		28.0 or less	28.1 to 56.0

Outdoor unit branch kit

Model name		UTP-CX567A (for V-IV)	UTP-DX567A (for VR-IV)
Number of outdoor units	2 outdoor units	1	
	3 outdoor units	2	

EV kit

Model name	UTR-EV09XB		UTR-EV14XB		UTR-EV09XC	UTR-EV14XC
Application model	ASYE004GCEH ASYE007GCEH ASYE009GCEH	AGYE004GCEH AGYE007GCEH AGYE009GCEH	ASYE012GCEH ASYE014GCEH	AGYE012GCEH AGYE014GCEH	ASYE004HCAH ASYE005HCAH ASYE007HCAH ASYE009HCAH	ASYE012HCAH ASYE014HCAH

RB unit

Type		Single type			Multi-split type		
Model name		UTP-RX01AH	UTP-RX01BH	UTP-RX01CH	UTP-RX04BH	UTP-RX08AH	UTP-RX12AH
Power source	V/Ø/Hz	230/1/50					
Input power	W	17	24	31	96	136	204
Number of branches		1	1	1	4	8	12
Maximum capacity of connectable indoor units (Q)	kW	Q ≦ 8.0	Q ≦ 18.0	Q ≦ 28.0	Q ≦ 56.1*1	Q ≦ 72.0	Q ≦ 95.0
Maximum capacity of connectable indoor units per branch (Q)	kW	Q ≦ 8.0	Q ≦ 18.0	Q ≦ 28.0	Q ≦ 18.0	Q ≦ 8.0	Q ≦ 8.0
Maximum Connectable Indoor Units per Branch		3	8	8	8	7	7
Dimensions (H × W × D)	mm	198 × 298 × 268			260 × 658 × 428	298 × 660 × 618	298 × 990 × 618

*1: When two RB units are connected in series (8 branches in total), the maximum capacity of the connectable indoor units is up to 56.0 kW.

Shut off valve kit

Model name		UTP-GX027A	UTP-GX060A
Power source	V/Ø/Hz	230/1/50	230/1/50
Input power	W	24	24
Number of branches		1	1
Maximum number of connectable Expansion kit	kW	4	4
Maximum capacity of connectable indoor units (Q)	kW	Q ≦ 8.0	Q ≦ 18.0
Maximum capacity of Connectable Indoor Units per Branch (Q)	kW	Q ≦ 8.0	Q ≦ 18.0
Dimensions (H × W × D)	mm	250 × 540 × 267	250 × 540 × 267

Refrigerant Leak Detection

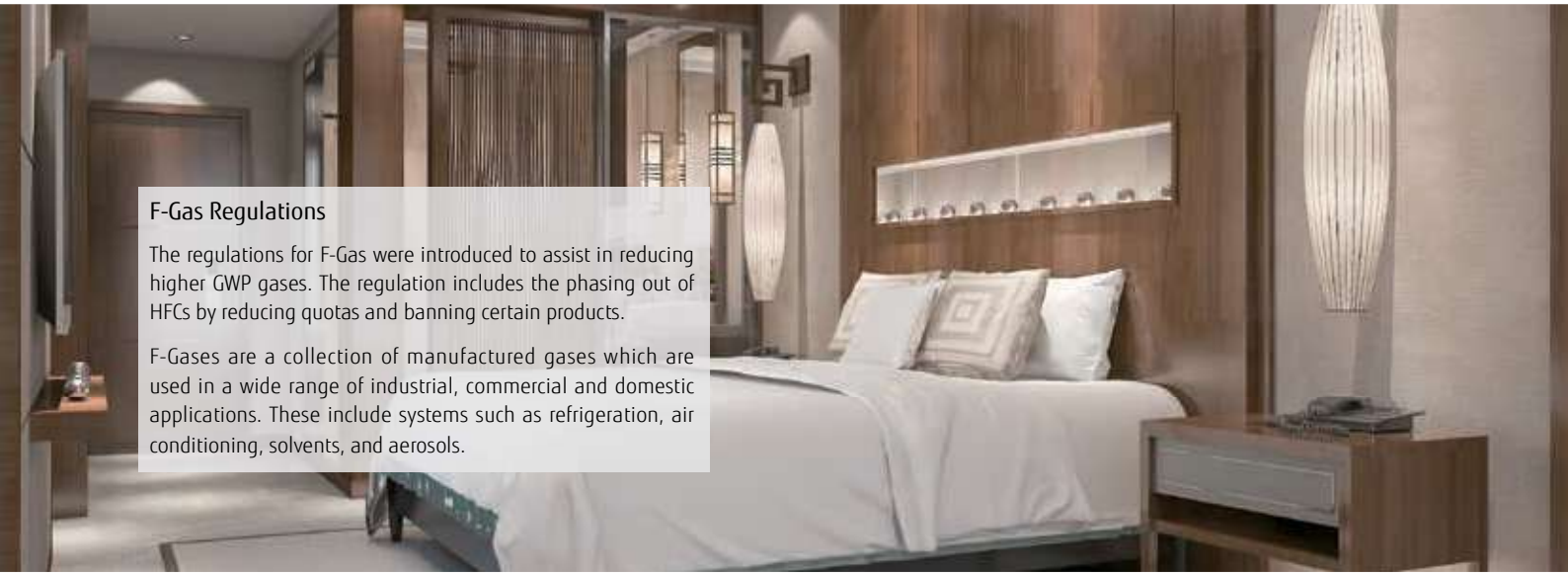

F-Gas Regulations

The regulations for F-Gas were introduced to assist in reducing higher GWP gases. The regulation includes the phasing out of HFCs by reducing quotas and banning certain products.

F-Gases are a collection of manufactured gases which are used in a wide range of industrial, commercial and domestic applications. These include systems such as refrigeration, air conditioning, solvents, and aerosols.

Refrigerant Leak Detection

To meet the requirements of BS-EN378 all air conditioning systems containing refrigerant gases that could leak into a Catagory Class A space (Hotel Bedroom or similar) must meet the limitations regarding maximum system refrigerant volumes that could leak within this space

If these aformentioned limitations are exceeded there must be an alarm system to alert the occupier through both audible and visual indication, this alarm must also alert the staff such as supervisors, night porters etc.

There is no specific requirement within this standard for the alarm system to be linked to the refrigerant system to pump down or stop the operation.

Fujitsu's Design Simulator program can be used to select a system and accuratley plot the refrigerant pipe lengths, it will then calculate the actual refrigerant volumes based on the system size and the proposed pipe-work configuration, the result can then be used by the installer to confirm if leak detection is a requirement

Individual Sensors

TQ31

Monitors all refrrigerant gases typically used in air conditioning systems.

Stand alone, single point refrigerant detector and alarm unit ideal for room monitoring. Simple installation replaces electrical socket

Resistant to cross sensitivity from hairspray and deodorants so are ideally suited in a Hotel / Bedroom environment.

Designed as a single point, self contained unit but can be connected to a TQ32 Area Alarm panel for remote monitoring and group alarms.

(available in 3 finish types White, Black or Stainless)

Area Alarm Panels & Cenral Alarm Panel

TQ32 (32 Channel expandable to 64 Channel)

The TQ32 Area Alarm Panel enables the group monitoring of commonly used refrigerant gases such as R410A in areas with air conditioning systems etc., using the TQ31 Refrigerant sensor.

It is designed to monitor a group of sensors in a specific area or floor and give an indication if any of its sensors have gone into alarm.

The TQ32 Area Alarm Panel will provide a local visual and audible alarm indication when any of its connected room sensors have entered the alarm state. It can also provide outputs for remote monitoring, reception or security stations for example as well as providing a plant trip signal.

There are 32 sensor inputs as standard, expandable to 64 inputs with the addition of an extra Sensor Input Board.

TQ35

The TQ35 Central Alarm Panel enables the group monitoring of up to 16 TQ32 Area Alarm Panels which in turn enables the group monitoring of commonly used refrigerant gases such as R410A in areas with air conditioning systems etc., using the TQ31 Refrigerant sensor.

The TQ35 Central Alarm Panel will provide a local visual and audible alarm indication when any of its connected TQ32 Area Alarm Panels have entered the alarm state. It can also provide outputs for an External Sounder as well as providing two common alarm volt-free contacts.

Specifications

Model name	TQ31			TQ32 (32 Channel)	TQ32 (64 Channel)	TQ35
Power Source	220/240v 50Hz			220/240v 50Hz	220/240v 50Hz	220/240v 50Hz
Indicator LED's	Power, Alarm			Power, Alarm, Room Number	Power, Alarm, Room Number	Power, Alarm, Floor Number
Auidble Alarm (minimum dB)	75			85	85	85
Gases Detected	Halocarbon Refrigerants			–	–	–
Detection Range	10000 PPM (factory setting 8000ppm)			–	–	–
Dimensions (H × W × D) (mm)	85 × 146 × 50			364 × 284 × 120	364 × 284 × 120	364 × 284 × 120
Weight (Kg)	0.3			1 approx.	1 approx.	1 approx.
Finsih	White	Black	Stainless	-	-	-
Unit list Price £	**349**	**357**	**363**	**2,143**	**2,429**	**1,857**
Power Source	24vdc			Additional DC power pack*	-	-
Unit list Price £	**363**	**371**	**377**	**1,414**	**-**	**-**

*The TQ32 Area panel is also required

SUPPORT

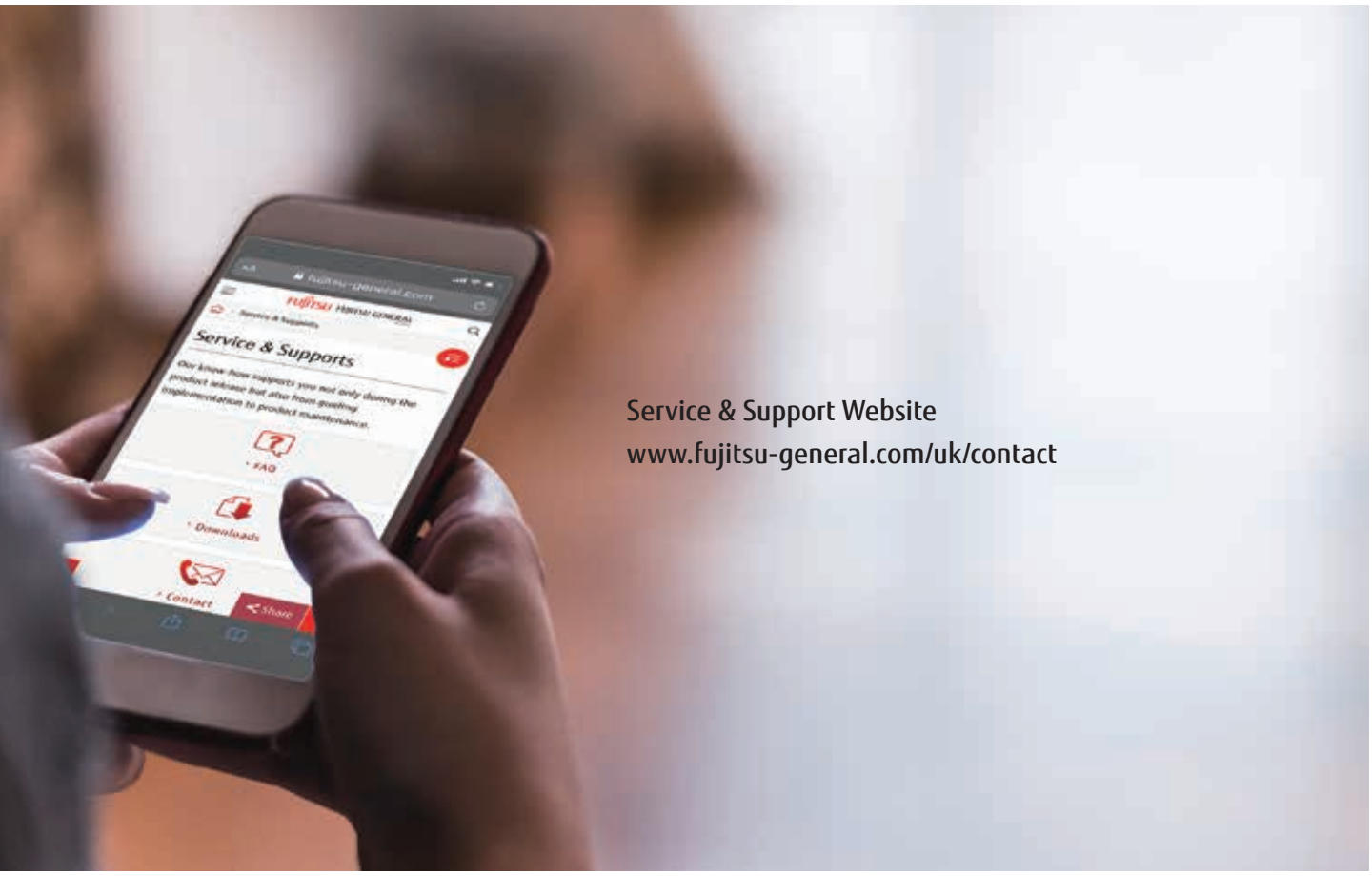

Service & Support Website
www.fujitsu-general.com/uk/contact

Mobile Technician

By FUJITSU GENERAL LIMITED

We will release an App for troubleshooting tools for iPhone, iPod touch and other Apple devices, and Android products for Fujitsu General air conditioners (Room air conditioner/ Packaged air conditioners VRF and ATW, "AIRSTAGE Mobile", and R32 calculation of allowable refrigerant capacity)

Use Error Code Check, Troubleshooting, and Sensor Check to understand the status of your air conditioner.

Mobile Technician FREE

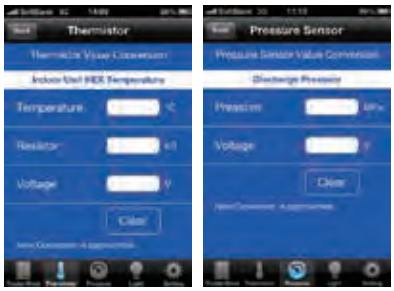

Commisioning, Troubleshooting & Fault Finding

VRF Commisioning

Fujitsu General Air Conditioning UK Ltd offers a full commissioning service, which can include:

- The charging of additional refrigerant*
- Setting up of all Fujitsu control systems
- Operation testing and validation.

So that we can give you the best service possible, it is important to ensure that you are in attendance at the time.

A detailed commissioning report is produced per system to aid you with handover of the project.

If you require continued support throughout your project or dedicated project support, please speak to your sales representative who will liaise with the technical management team about facilitating this in the best way possible.

* Fujitsu General Air Conditioning UK Ltd do not provide the refrigerant on commissioning

Troubleshooting & Fault Finding

Our Fault Finding service is carried out on new and existing installations to identify problems and offer resolutions to ensure the system is returned to a fully operational condition in the shortest possible timeframe*†.

Our Fault Finding service is available across our entire product range.

During the Fault Finding process, our engineers will carry out assessments of the following to determine a resolution**:

- System design, application and specification
- Standard of installation
- Operational performance of equipment
- Current and historic fault codes

* Whilst our engineers will carry out a thorough assesment of the system and provide recommendations to rectify any issues, they do not carry spare parts and cannot provide a same day resolution in the event of a part failure. ** It is the responsibility of the customer to provide access to all of the affected equipment on site. † Whilst our engineer will identify any installation and setup issues that are affecting performance, it is the responsibility of the contractor to rectify any problems.

Technical Solutions

Meeting the increased demand for high quality, bespoke solutions across the UK, Fujitsu General Air Conditioning UK Ltd is committed to working with you to tailor our systems and solutions to your project requirements.



To discuss your requirements for any tailored solutions, please contact your Fujitsu General representative, who will liaise with the Technical Solutions Team to provide you with a quotation and lead time.

Workshop solutions

At our workshop in Hertfordshire, we modify standard Fujitsu General equipment to customer specifications in order to meet our clients' needs. We can offer bespoke modifications to suit your exact requirements – please speak to your sales representative to discuss how we can help you.

Typical modifications include:

- Repainting indoor and outdoor units
- Customisation of controls
- Adding valves to multi port RB boxes
- Strip and rebuilds
- Blygold coating

Bespoke re-sprays

If you require units in customised shades for aesthetic or planning reasons, we offer a unit repainting service to any specified RAL colour.

Our offering provides a uniform and professional finish. This service usually takes 2-3 weeks (from receipt of the unit in our workshop) and is available for all units.

Minimum lead time: 2-3 weeks
Applicable units: All

Blygold treatment for heat exchangers

Fujitsu Air Conditioning UK Ltd offers additional treatment for Heat Exchangers to protect against corrosion and pollution, ensuring the long term efficiency of the units. We apply a Blygold treatment to the coil and fins. This is recommended for salt-laden air (coastal) projects or areas in which high levels of pollutants can create a barrier between the air and the heat exchanger.

Minimum lead time: 2-3 weeks
Applicable units: All condensers

VRF Strip and Rebuild

Our Strip and Rebuild Service offers you the benefit of time and cost savings.This means that you can have VRV outdoor units delivered to site in portable components, so that they can be transported to the roof without the need for cranes or applying for road closure permissions.

When asking for a quotation or ordering, please state the unit you require and also that you require a strip and rebuild service.

Minimum lead time: 3 weeks
Applicable condensers: VRF

Notice regarding specifications

I.U. = Indoor Unit O.U. = Outdoor Unit Qu = Quiet * = Not decided yet

- Specifications and design are subject to change without notice for future improvement.
- For further details, check with our authorized dealers.
- Cooling and heating capacities are based on the following conditions:

Cooling	Indoor temp. : 27°C DB/19°C WB Outdoor temp.: 35°C DB/24°C WB	Heating	Indoor temp. : 20°C DB Outdoor temp.: 7°C DB/6°C WB

- UK Cooling and heating capacities are based on the following conditions.

Cooling	Indoor temp. : 23°C DB/16°C WB Outdoor temp.: 30°C DB	Heating	Indoor temp. : 20°C DB Outdoor temp.: 0°C DB

- Performance tests are conducted in accordance with EN14511.
- Seasonal efficiency tests are conducted in accordance with EN14825.
- Sound power tests are conducted in accordance with EN12102.

Fujitsu General (Thailand) Co., Ltd.

ISO 9001
01 100 075229
ISO 14001
01 104 9245

ISO 9001 Certification number: 01 100 075229
ISO 14001 Certification number: 01 104 9245

Fujitsu General (Shanghai) Co., Ltd.

ISO 9001 Certification number: 01 100 79269

ISO 14001 Certification number: CNBJ312244-UK

Fujitsu General Central Air-conditioner (Wuxi) Co., Ltd.

ISO 9001 Certification number: 15917Q20073R5M

ISO 14001 Certification number: 15918E20021R5M

- The products and equipment listed in this catalog contain fluorinated greenhouse gases.
- "AIRSTAGE" is a worldwide trademark of Fujitsu General Limited, and a registered trademark in Japan and other countries and regions.
- iPhone and iPod touch are trademarks of Apple Inc., registered in the United States and other countries.
- "Microsoft," "Windows," and "DirectX" are trademarks of Microsoft Corporation in the United States and other countries.
- "Intesis" is a registered trademark of HMS Industrial Networks in the European Union and is trademarked in the rest of the world.
- "BACnet" is a trademark and registered trademark of the American Society of Heating, Refrigerating and Air-Conditioning Engineers, Inc.
- "MODBUS" is a registered trademark of Schneider Electric.
- "LONWORKS" and "Echelon" are trademarks of Echelon Corporation registered in the United States and other countries.
- "Adobe" and "Acrobat Reader" are either registered trademarks or trademarks of Adobe in the United States and/or other countries.
- "Android" is a trademark of Google LLC.
- Other company and product names mentioned in this document may be the registered trademarks, trademarks or trade names of their respective owners.
- "PGLair" is a worldwide trademark of Fujitsu General Limited.
- "Bluetooth" is a registered trademark of Bluetooth SIG, inc.

Distributed by:

ultimate air

Ultimate Air Ltd.
Godstone Vineyard, Quarry Road, Godstone, Surrey. RH9 8DQ
Tel: 01883 745001
Web: www.ultimateair.co.uk
Email: sales@ultimateair.co.uk

Fujitsu General Air Conditioning UK Ltd
150 Centennial Park, Centennial Avenue,
Elstree, Borehamwood
WD6 3SG
0208 731 3450
www.fujitsu-general.com/uk/