



Join **The AClub**
today



see page ii
for more
information

Includes price
increase valid
from 1 October
2024

Daikin UK Price Book

Including indoor air quality, complete R32 VRV line-up
and our new range of R32 heat pumps

October 2024



Ultimate Air Ltd

Ultimate Air Ltd is a customer focused specialist supplier of Daikin Heating Ventilating and Air Conditioning products.

Our experienced staff can offer full technical design assistance for both VRV and Split Systems and our post sales technical support engineers will help guide you through any site related problems you may incur.

With over 200 years of combined experience, and a proven track record over the last 18 years, Ultimate Air Ltd are able to provide bespoke solutions for a wide range of projects with a variety of specialist applications.

This has previously included hospitals and medical facilities in Camp Bastion as well as other MOD specialist applications where we have worked in conjunction with consultants, end users and contractors, to provide energy efficient and bespoke designs.

We have also completed projects including air-side facilities at Heathrow, the Bar Council London, the Corporation of London, Banks, Hospitals, Schools, Hotels, amongst many other Commercial, Residential & Industrial applications.

We enhance our design scope and services by being able to provide assistance with ventilation and other connected industries, aiming to consolidate design, and provide suitable and competent procurement avenues.

At Ultimate Air we pride ourselves on ensuring our clients have a depth of single point contact, that strengthens both customer relationships and the effectiveness of our responses and solutions.

Ultimate Air Ltd

Godstone Vineyard, Quarry Road,
Godstone, Surrey RH9 8DQ

Telephone 01883 745001

Email sales@ultimateair.co.uk

Conditions

Capacity Conditions

Unit cooling and heating capacities shown within this price book are based on the following conditions:

Nominal cooling

Ambient = 35°C

Internal = 27°C db 19°C wb

Nominal heating

Ambient = 7°C db 6°C wb

Internal = 20°C db

UK cooling

Ambient = 30°C

Internal = 22°C db 16°C wb

Heat Source

Unless otherwise indicated, all units within this price book are air-cooled.

Electrical Installation Guidance

Daikin air conditioners must be installed to the local electrical regulations and all outdoor units should be protected with type 2 RCD devices as noted in our installation instructions.

Seasonal Efficiency

Split and Sky Air

Systems of up to 12kW must now show Seasonal Efficiency Ratings instead of Nominal Efficiency Ratings. These ratings (SEER for cooling, SCOP for heating) represent how effective a system is throughout the year, and are in accordance with EN14825. For more information on Seasonal Efficiency, visit www.daikin.co.uk/seasonal-efficiency

For Daikin UK, this means all our Split and Sky Air products up to 12kW display SEER and SCOP data along with Energy

Label information and Annual Energy Consumption of the system. The AEC is based upon 500 hours use per year.

VRV η_s %

η_s % is defined as the seasonal space energy efficiency as per LOT21 Ecodesign Directive (Erp) for commercial heating and cooling products.

Nominal Efficiency

This measure of efficiency is calculated by dividing the capacity output of a unit by the power required to deliver it. For cooling, this is expressed as EER, for heating as COP.

Nominal Efficiencies are used for systems above 12kW. It is not possible to compare Nominal and Seasonal Efficiency ratings due to the different calculation methods used.

Contents

AClub App	ii	VRV	99
Product Highlights	iii	Ventilation	191
Split Range for 2024	xi	Heating	211
Indoor Air Quality	1	Applied	279
Split & Sky Air	15	Training & Services	327

Discount Rating

Please insert your discounts here and then refer to the colour tabs on the edge of each page for reference.

Indoor Air Quality

MY DISCOUNT
%

Split & Sky Air

MY DISCOUNT
%

VRV

MY DISCOUNT
%

Ventilation

MY DISCOUNT
%

MY DISCOUNT
%

Heating

MY DISCOUNT
%

Applied

MY DISCOUNT
%

Join **The AClub** today and unlock a world of rewards with our brand new loyalty scheme for selected purchases through Daikin wholesale partners.

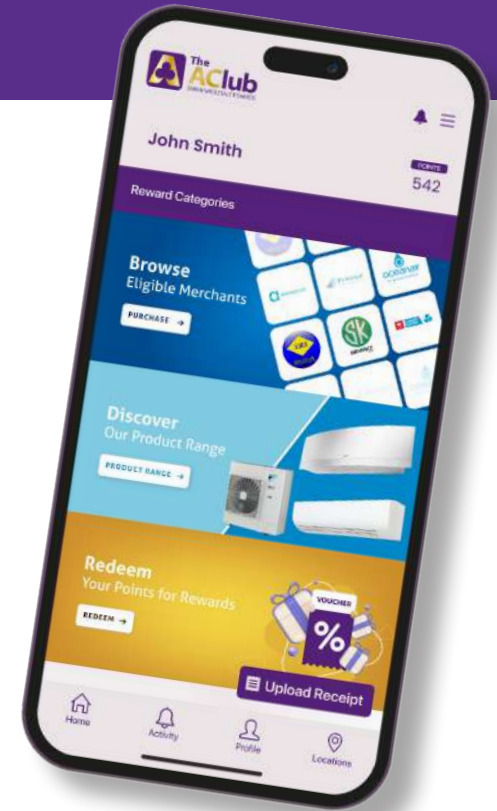
Benefits of joining **The AClub**:

- Track your points effortlessly
- Access exclusive reward offerings
- Connect with Daikin and receive product updates and technical information
- Find out about events in your area
- Enjoy a seamless simple way to collect rewards by simply scanning your proof of purchase

Installers, it's time to be rewarded for your loyalty!

Join **The AClub** and start earning today!

Contact us for more information, email theaclub@daikin.co.uk



**Download
Now!**



Simply scan
the QR code
and download
The AClub App

Product Highlights

Decarbonisation of buildings made easy:
Benefit from leading VRV 5 technology!

VRV 5
BLUEEVOLUTION



VRV 5 S-series



VRV 5 Heat Recovery



VRV 5 Heat Pump

VRV 5


Leading the way into decarbonising the HVAC industry

Complete VRV line-up now available



Greatly reducing the CO₂ footprint of buildings

- Lower GWP R-32 refrigerant
- Market-leading, real-life seasonal efficiency
- Highly efficient 3-pipe heat recovery



AVAILABLE EARLY 2025

R-32 BLUEvolution



Market-leading portfolio

- Wide range of dedicated R-32 indoor units - **including NEW floor standing chassis fan coil unit (Available early 2025)**
- Control IAQ with integration of ventilation units

Maximum design flexibility

- Installation in small rooms without any additional measures thanks to **Shirudo technology**
- Easy to select thanks to VRV Xpress Support
- Free combinations up to 28hp

Discover VRV5 in Augmented Reality



Multi+

Only one system for hot water, heating and cooling

Connections for installation

Safe and inconspicuous: Power and refrigerant connections are located on the top of the domestic hot water tank.

Domestic hot water tank EKHWETU120BV3

The 120 ltr tank offers maximum convenience allowing several people to use hot water at the same time. An anti-corrosion treatment guarantees maximum durability.

- Requires separate G3 Kit CKUHW18G3

An enclosure made for longevity

The hot-dip galvanised sheet metal enclosure is a long-lasting solution – robust and absolutely corrosion-free.

Control interface MMI2

All settings for configuration and daily use can be made with the user-friendly interface. A full text display and simplified pre-set modes make adjustments easy.

Water inlet and hot water outlet

The water connections are easily accessible from the bottom of the tank. Perfect for a simple and fast installation and carrying out maintenance.



Extend the system according to your needs

Choose from a market-leading variety of indoor units. You can connect up to three different air conditioning units to cool or heat your rooms.



Multi + Outdoor unit 4MWXM52A9

- Up to three indoor units and one domestic hot water tank can be connected to one multi outdoor unit
- New outdoor grille design to hide the fan
- Maximum pipe run 50 m fitted with a swing compressor renowned for low noise and high efficiency
- 5.2 kW in cooling and 6.8 kW in heating

Emura – Design that speaks for itself



Page 20

The third generation of the Daikin Emura combines modern design, smart features and an improved user experience to create the ideal indoor air climate. The air conditioning unit is available in matt white, matt silver and matt black from class 20-50 (5 models), has a new stylish remote controller and a redesigned outdoor unit with a grille in ivory white.

- New class 42
- FlashStreamer Technology
- Silver allergen removal and titanium apatite filter
- Heat Boost mode
- 7 day timer
- Simplified remote controller with LED screen
- Extended functionality on the ONECTA App
- Extended operating range in heating (-20°C) and cooling (50°C)



Pair: RXJ20-25-35A

Multi: 2MXM40-50A9 / 3MXM40A9

Pair: RXJ42-50A9

Multi: 2MXM68A9 / 3MXM52-68A9 / 4MXM68-80A9 / 5MXM90A9

HI, I'M DAIKIN EMURA



DAIKIN EMURA FTXJ-AW MATT WHITE



DAIKIN EMURA FTXJ-AS SILVER



DAIKIN EMURA FTXJ-AB MATT BLACK



NEW

Daikin Altherma Domestic Hot Water Heat Pump

Daikin Altherma Domestic Hot Water Heat Pump is an air-to-water heat pump for the production of domestic hot water. The enamelled steel tank and the condenser are thermally insulated to guarantee safety and hygiene.

The Domestic Hot Water Heat Pump is ideal for houses up to 4-5 bedrooms depending on occupancy.

- Integrated solar thermal control (EKHHEU-PCV37)
- Available in 200ltr and 260ltr tank versions.
- Remarkably quiet: 51dB(A) indoor, and 44dB(A) outdoor



Page 235

NEW

Daikin Air Purifiers – Compact, powerful air purification and humidification

According to Allergy UK, people today spend on average 90% of their time indoors. So good indoor air quality is crucial for our health



The Allergy UK Seal of Approval reassures that the product is efficient at reducing small particulates which may include allergens, bacteria and viruses.

Daikin's Air Purifiers deal with harmful particles, as well as dust, odours, bacteria, pet hairs, moulds, pollen and mites and other allergens, leaving the indoor air clean and healthy.

According to tests performed in the laboratories of the Institut Pasteur de Lille, Daikin's air purifiers eliminate more than 99.98% of the human coronavirus HCoV-229E in 2.5 minutes. This virus is of the same family as SARS-CoV-2, the coronavirus causing the COVID-19 pandemic.

To complete the range, Daikin is now introducing the high end air purifiers with app connectivity highlighting indoor and outdoor quality.

MC80ZB – Designer Air Purifier with Streamer Technology

A powerful air purifier that takes in air from the front and side of the unit. The ambient air is then cleaned inside the air purifier (Flash Streamer Technology, HEPA and deodorising filter) and discharged at the top.

- Clean Air Delivery Rate (CADR) 480m³/hr
- Applicable room area up to 124m² (NRCC-54013)
- Catch and Clean
- HEPA
- Deodorising Filter
- Whisper-quiet operation
- Streamer Technology
- Connects to ONECTA App and shows outdoor air quality data via Google Maps Platform



onecta

MCK70ZBFW / MCK70ZBFH – Designer Air Purifier with Streamer Technology and Humidification

Maintaining adequate relative humidity helps avoid dryness and protects against the growth of viruses and bacteria. With the MCK70ZBFW/ FH, Daikin is offering a powerful air purifier with humidification for larger areas like offices, hotels, restaurants, coffee shops and banks.

- Clean Air Delivery Rate (CADR) 420m³/hr
- Applicable room area up to 96m² (NRCC-54013)
- Catch and Clean
- HEPA filter
- Deodorising Filter
- Whisper-quiet operation
- Streamer Technology
- Connects to ONECTA App and shows outdoor air quality data via Google Maps Platform



Page 4 - 8

NEW

Daikin Altherma R-32 Monobloc Wiring Centre

The wiring centre provides a central connection location to all devices within the property, reducing the number of wiring cables between internal components and the monobloc. It also removes the need to wire a separate booster heater power supply to the outdoor unit.

Advantages and benefits:

- Local wiring connection to all components
- Reduces wiring limitation between monobloc and DHW tank
- Provides local power supply to the DHW tank booster heater
- Reduces number of wiring connections
- Reduces time and overall project cost



Low capacity



High capacity

Page 192 - 197

Daikin Onecta App

The Daikin residential controller app can control and monitor the status of your air conditioning and heating system.



- Control from anywhere as the App is always connected to the cloud
- Support for multiple units and sites
- Simplified Cloud API to support 3rd parties
- Control of AC units using 2nd, 3rd and 4th Gen. WLAN technology
- Single Sign On feature equals one account and password for all Daikin applications including SBM
- Voice control through Amazon Alexa and Google Assistant

Page 262

perfera

Perfera – Designed for Comfort All Year Round



FTXM20-50A

Whatever the weather, the new Perfera provides optimum comfort and indoor air quality.

The new designed louvres help increase efficiencies and air distribution whilst the new static air filter takes care of impurities. With more functionality now available on the ONEcta App and the split system being ready for DCS Residential, the new Perfera is set to impress.

- Comfort+: perfect comfort with even temperature and air distribution
- Seasonal efficiency up to A+++ in cooling and heating for pair and multi split applications
- Heat boost quickly heats up your home when starting up your air conditioner
- Remote diagnostics, and field settings modification are possible
- Voice command via Amazon Alexa or Google Assistant to control main functions such as set point, operation mode, fan speed, etc.
- Using the Flash Streamer, Silver Allergen and Titanium Apatite filter to arrest impurities and tackle bothersome odours
- Quiet operation: down to 19dBA sound pressure level



RXM20-50A

Page 24

NEW

DUCO Energy Comfort and Energy Comfort Plus

As a specialist in managing the air people live in, Daikin offers a one-stop-shop with DUCO's Centralised Ventilation Heat Recovery systems: DucoBox Energy Comfort, and Energy Comfort Plus.



DucoBox Energy Comfort



DucoBox Energy Comfort Plus

Available in 325m³/hr, 350m³/hr, 400m³/hr, 450m³/hr and **NEW 550m³/hr**, the CHRv system is provided with a complete range of accessories for ducting.

- Left/Right switch due to principle of double-by-pass (Comfort / Comfort Plus)
- Smart copy function of settings (Comfort / Comfort Plus)
- Automatic calibration (Comfort / Comfort Plus)
- 100% Summer By-pass (Comfort / Comfort Plus)
- Demand controlled due to RH, CO₂ sensors (Comfort / Comfort Plus)
- Optional 2 zone control (Comfort / Comfort Plus)
- BMS connectivity (Comfort / Comfort Plus)

Page 216 - 219

NEW

New Antifreeze Valve Kit

The new Antifreeze Valve Kit comes with a pair of antifreeze valves with compression fittings on both ends as well as insulation jacket, reducing the installation time and time spent on site.

These antifreeze valves are designed to discharge when the system water temperature drops to 3°C, and therefore preventing ice from forming in the heat pump circuit that could cause breakdown or costly damage to the system. These valves are also engineered to avoid negative influences from low ambient temperatures by directly positioning the element in the system water flow, permitting accurate system discharge only when it's truly needed.



Page 243

R-32 BLUEEVOLUTION

Daikin Altherma 3 High Temperature range

The Daikin Altherma H HT is available in 8-18 capacity models. The low capacity models covering sizes 8, 10 & 12 and the large capacity covering sizes 14, 16 & 18.

- Ideal for boiler replacement, due to its high leaving water temperature (LWT)
- LWT of 70°C (14-18 class) and 65°C (8-12 class) down to -15°C with heat pump operation only
- Operation range down to -28°C
- Low sound levels
- Single fan, reduced height and stylish design
- High heating capacity at low ambient
- Environmentally friendly R-32 refrigerant
- Available with wall mounted or floor-standing integrated indoor units
- Cloud-ready with the built-in smart grid connections on the indoor PCB



Page 228 - 234

R-32 BLUEEVOLUTION

Daikin HomeHub

The Daikin HomeHub is a controller for residential applications.

Daikin HomeHub can, depending on the user's needs, support one of two different modes.

Solar PV integration

The HomeHub can be used to optimise the energy consumption of a Daikin Altherma heat pump in combination with a PV system.

BMS interface

The HomeHub can be used to control a Daikin Altherma heat pump from a home automation or home energy management system through a local interface.



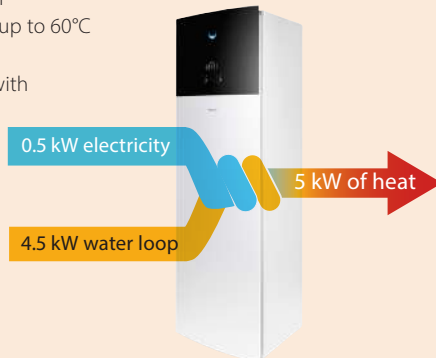
Available mid 2024

Page 263

Daikin Altherma 3 WS - Watsource for collective applications

Altherma 3 WS provides an innovative approach to reducing the carbon footprint of apartment buildings. Individual heat pumps deliver economical heating, hot water and optional cooling for each apartment connected via a central low temperature water loop. As a result, use of renewable energy is optimised and heat losses in distribution are minimised, improving the environmental performance of the apartment building.

- Unit pressure rated to 16 bar
- Leaving water temperature up to 60°C
- All-in-one integrated model
- Highly versatile and works with various heat emitters
- Reduction in capital costs
- Delivers low carbon heating and cooling, making both environmental and economic sense



Page 245 - 246

NEW

Daikin Home Controls

Daikin Home Controls enable the room by room control of your Daikin Altherma heating system, they consist of a combination of smart devices such as:

- Digital room thermostats
- Digital TRVs
- Room sensors
- Underfloor heating wiring centre
- Heat Pump Interface kit and Access Point (Hub)



These controls can be controlled, monitored, commissioned and configured via the Onecta App.



Page 264


NEW

Daikin Cloud Service Residential (DCS)

The DCS is a Daikin Cloud Service that offers remote support through Stand By Me and e-care app. The service covers 20 settings for Heating and 16 settings for the Residential Air Conditioner.

The DCS allows installers to supervise the installation across multiple parameters remotely such as:

- Automatic error notifications
- Ability to adjust system settings
- Applying emergency settings should the system have a fault



These new features not only save time for the installer, they also ensure the end user receives an improved level of support.

Page 265

NEW

R-454C

**Coming
Spring
2025**

INVERTER

**Optimised
heating**

**ErP
compliant
2021**

CZ-HT High Temperature Commercial Heat Pump

- R454C is a blend of R-32 (21.5%) and R1234yf (78.5%) with a GWP of 148, this complies with the up-coming new F-GAS regulation requirements which require GWP below 150 for Monobloc Heat Pumps below 50 kW (Effective January 1st 2027.)
- The most complete solution for decarbonisation, CZ-HT reaches **70°C** heating water temperature even in extreme ambient conditions
- Ideal for centralized heating, including direct gas boiler replacement
- Daikin inverter scroll compressors on all stages with possibility for MAX mode to increase capacity output
- Available in air cooled cooling only and air source heat pump versions
- Inverter driven propeller type AXIAL fan
- High efficiency copper fin and aluminium tube type outdoor exchanger with integral sub-cooler and anti-corrosion treatment
- Modern casing design
- Possibility for inverter drive on-board hydronic pump in standard lift
- New MicroTech 4 controller allowing full compatibility with optional Daikin on-site, cloud-based monitoring



EWYE~CZ
HC: 19-70kW

Page 292 - 293

Modular T Decentralised AHU

Top connected heat recovery unit

- Five predefined sizes
- Plug & Play control solution
- Compact unit from 550 mm width (for unit up to 1100 m3/h)
- Wide air flow coverage from 200 to 4200 m3/h
- Excellent indoor air quality (IAQ). Up to three filtration stages - more than 90% PM1 in outdoor air are removed achieving the best IAQ
- Low noise emission thanks to superior panel construction (50mm, mineral wool)
- Recirculation mixing damper (option)



Page 206 & 322

NEW

R-32

BLUEvolution

EW(W)(H)(L)T~Q-A Modular Scroll Chiller Series

Multiple combinations for maximum flexibility for both cooling and heating applications.

- Three versions available:
 - Water to water version (mode change over on waterside)
 - Water to water heat pump version (mode change over on refrigerant side)
 - Condenserless version (cooling only)
- Available in three module sizes with Nominal Cooling capacity of: 90kW – 120kW - 150kW
- Maximum flexibility with the possibility to combine up to 8 modules (4+4) offering a total capacity of 1280 kW
- The Global Warming Potential (GWP) of R-32 refrigerant is 675, which is one third of R-410A refrigerant
- New compact design fitted with Daikin ON/OFF scroll compressors
- Truly modular design with control and hydraulic modularity (pre-fabricated plug and play manifold module)
- Pump kit module available as option
- Hot water production up to 60°C
- Full compatibility with Daikin on-site cloud-based monitoring

**AVAILABLE
NOW**



EWWT~Q-
CC: 90-120-150
HC: 95-128-160

Page 296 - 297

NEW

R-513A

INVERTER

Polyvalent 4-Pipe Multifunctional unit with R513A Refrigerant

EWYS~4Z B range is the ideal solution for decarbonisation of commercial and industrial sites

- Nominal cooling capacity range: 400 - 800 kW
- 4Z Polyvalent range provides simultaneous cooling and heating all year round thanks to two independent refrigeration circuits and two shell&Tube exchangers
- High Efficiency Brushless fans with optimised geometry ensure the best ratio between airflow and power input
- Thanks to refrigerant cooled VFD integration on the Daikin single screw compressor, the inverter is not affected by environmental conditions
- Quickly achieve comfort conditions
- Low water content required
- With integration of optional intelligent chiller manager (iCM), up to 8 units of different technology can be operated from a single master control unit
- Fully compatible with Daikin on Site (DoS) cloud based monitoring that provides 24/7 real-time data, ensuring optimum functionality of cooling and heating plants



EWYS~4Z B
CC = 395 - 770 kW
HC = 400 - 790 kW

Refrigeration

Conveni-pack now available on CO₂ refrigerant

- CO₂ 'Conveni-Pack' integrated refrigeration, heating and air conditioning system targeted at small- to medium-sized food retailers
- The Conveni-Pack system is an all-in-one refrigeration system that recovers heat from supermarket refrigeration display cabinets and evaporators and reuses it to heat other areas of the building at no extra cost
- Now available as high specification, sustainable and natural refrigerant condensing units



Condensing units now available on CO₂ refrigerant

- High specification, sustainable and natural refrigerant condensing units
- Designed for both medium and low-temperature operation, available in a range of capacities
- High operating efficiency, two-stage rotary compressor, gas and intercooler circuit, EC Variable speed fan motors, low noise function



CO₂ ZEAS condensing units for medium and low temperature refrigeration featuring proven ZEAS technology



ZEAS condensing unit for commercial refrigeration with scroll technology



Conveni-Pack refrigeration system with heat recovery



Condensing unit for commercial refrigeration with scroll / reciprocating technology



Propane monoblock system, an eco-friendly, cost-effective alternative to traditional refrigeration systems.



Condensing units; large, twin compressor, standard

A comprehensive range of CO₂ Packs and Condensing Units are now available on request.





Refrigeration products can be ordered through Hubbard Products Limited, a wholly owned subsidiary of Daikin with a global reputation for innovation and excellence in static and transport refrigeration solutions.







If you have any queries about refrigeration products please go to www.hubbard.co.uk or contact their refrigeration expert Nick May (07814 744829 / nick.may@hubbardproducts.com)

HUBBARD
REFRIGERATION SOLUTIONS
a member of **DAIKIN** group

Split Range for 2024

Daikin is proud to offer the most complete line-up of R-32 split systems. With this rich portfolio, no matter the application, we will have a model to suit your needs.

Segment	Model		Online Controller	Energy Label	Page
Technology	Ururu Sarara	 <p>FTXZ-N</p> <p>Complete climate control with (de)humidification, air purification and ventilation with top efficiencies in heating and cooling</p>	Optional	A+++	Page 19
Design	Emura	   <p>FTXJ-AW/B/S</p> <p>Design at its best, delivering superior efficiency and comfort</p>	Standard	A+++	Page 20

Segment	Model		Online Controller	Energy Label	Page
Design	Stylish	   <p>FTXA-C(W/B/S)</p> <p>The most compact and efficient wall-mounted unit on the market, coupled with a modern and striking design</p>	Standard	A+++	Page 22
Standard	Perfera	 <p>FTXM-A</p> <p>Attractive, wall-mounted design with perfect indoor air quality</p>	Standard	A+++	Page 23-24
Low inverter	Comfora	 <p>FTXP-N(9)</p> <p>Discreet, wall-mounted unit providing high efficiency and comfort</p>	Standard	A++	Page 25
Low inverter	Sensira	 <p>FTXF20-42E</p> <p>Discreet, wall-mounted unit providing high efficiency and comfort</p>	Optional	A++	Page 26





Indoor Air Quality

Introduction	2
Associated Products	3
Overview of all Air Purifiers	4
Air Purifiers MC55VB and MC30YB	5
Air Purifier with Humidification MCK55W	6
Air Purifier with Humidification MCK70YB	7
Designer Air Purifier MC80ZB, MCK70ZBFW, MCK70ZBFH	8
Air Quality Monitor	9
Air Purifier AstroPure2000	10
VAM Filter Options	11
AHU Filter Options	12
UV Streamer for Roundflow Cassette	13
Plasma Ionisation Accessory	14

Delivering good indoor air quality through whole building climate control

The importance of good indoor air quality

According to the World Health Organisation (WHO): "Air pollution from both outdoor and indoor sources represents the single largest environmental risk to health globally". It also causes seven million deaths a year worldwide.

For building owners, poor indoor air quality can hit the bottom line; demands from leaseholders and tenants can result in having to carry out costly remedial works to both the building fabric and M&E systems (from lighting to climate control). This can lead to higher running costs and potentially affect market and rental values.

The causes of poor indoor air quality

Indoor air quality is defined as the quality of the air in and around a building, particularly in relation to the health and comfort of occupants. It is affected by complex and interlinked factors, due to both outside and inside air pollution.

In the UK, air pollution is responsible for
28,000 – 36,000
deaths per year

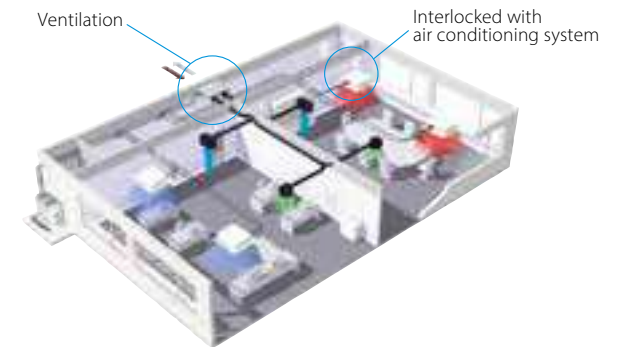
costing the
healthcare
sector
£20 billion



There are several pollution sources inside a building. These include Volatile Organic Compounds (VOCs) given off by wall and floor coverings; furniture and appliances as they age and degrade; dust, damp and mould; emissions from office equipment and industrial machinery and, of course, the occupants themselves, who breathe out CO₂ and can spread colds and viruses.

The importance of good ventilation

Ventilation aims to remove stale indoor air and replace it with 'fresh' outdoor air. HVAC systems are designed to extract water vapour, airborne pollutants and odours, controlling humidity and maintaining good indoor air quality.



Designing ventilation as part of whole building climate control



As with any element of HVAC, the design of ventilation, whether as a standalone system or as part of a whole building solution, must meet the requirements of the building's occupants.

Ventilation design is controlled by the Building Regulations Approved Document Part F, which sets out criteria for both homes and 'non-domestic' (primarily offices). This is supported by design guides such as REVHA (the Federation of European Heating, Ventilation and Air Conditioning Associations) and CIBSE Document B (Section 2.3).

Offices

The total air supply and extraction rates for office ventilation is 10 l/s/person, based on the assumption that the building has an air permeability of 3m³/h. This is within the range achieved by most modern, well-designed buildings and is negligible infiltration.

Intermittent extract ventilation is required for specific areas, including WCs and urinals, printing / photocopying rooms, showers and food and beverage preparation areas.



Sources of indoor pollution

From outdoor environment



Traffic



Industrial process



Construction and demolition etc.

From indoor environment



VOCs



Dust, damp, mould



Emissions



Colds, viruses, CO₂

Associated products for indoor air quality

Indoor air quality can be managed and controlled in many different ways through the selection of appropriate equipment. Depending on the application and the customers' preferences, a range of other products and filters can be used, which are highlighted in this section. More details can be found throughout the price guide.


Air handling units

From medium-sized heat recovery ventilation to large-scale air handling units, we ensure optimal climate conditions by providing a fresh, healthy, and comfortable environment for buildings of all sizes and different applications.



UV Streamer for Roundflow Cassette

Purifies the air of pollutants, ensuring a healthy and hygienic indoor environment.



- Unique Catch & Clean approach with ePM1 60% filter, UV-C light and Streamer technology
- Can be retrofitted in existing Roundflow cassette units

Auto-cleaning cassette

The cassette automatically cleans itself. The simplicity of upkeep means optimum energy efficiency and maximum comfort without the need for expensive or time-consuming maintenance.



Modular L (Smart)

Premium efficiency heat recovery unit Modular L (Smart) (ALB-(RBS/LBS)).

- Heat recovery unit
- Counter flow plate heat exchanger
- ESP up to 600 Pa
- Operates as stand-alone or combined with Sky Air or VRV systems



VAM

Energy recovery ventilation (VAM-FC9/J).

- Heat and moisture recovery
- Achieve free cooling with fresh outdoor air
- Operates as stand-alone or combined with Sky Air or VRV systems



Optional filters

A range of VAM filter options is available to suit different outdoor air quality levels and indoor air quality requirements.

The VAM-J8 range comes with a standard G3 filter. However, this can be upgraded to suit your particular situation and application.



Optional filters up to ePM1 70% (F8) for VAM and ePM1 80% (F9) for Modular L (Smart) are available to meet your customer requests or the local legislation.

EKVDX-A

DX module for our range of VAM, an ideal solution for fresh air pre-treatment in your decentralised ventilation projects.

- Compatible with R410a & R32 systems
- Plug&Play piping and wiring cor
- Built in duct reducers



Flash streamer technology included

Using electrons to trigger chemical reactions with airborne particles, the flash streamer breaks down allergens such as pollen and fungal allergens and removes odours providing better, cleaner air. Available in the following units:



Ururu Sarara FTXZ-N



Stylish FTXA-C



Emura FTXJ-A



Perfera Floor FVXM-A8



Perfera Wall FTXM-A

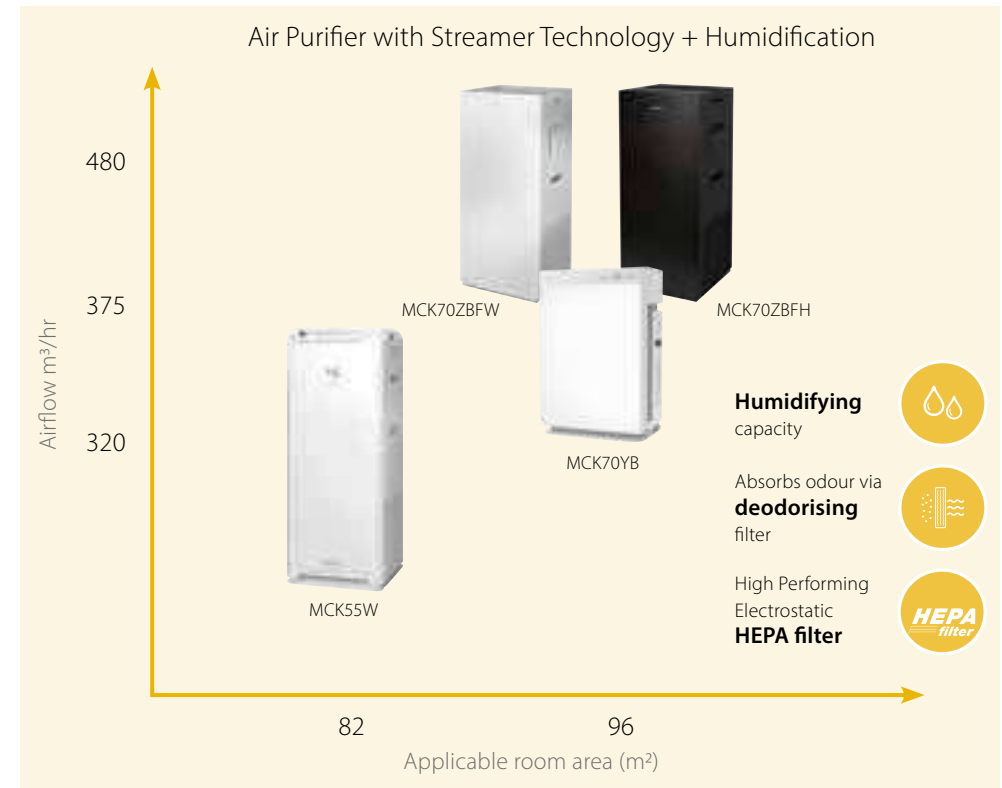
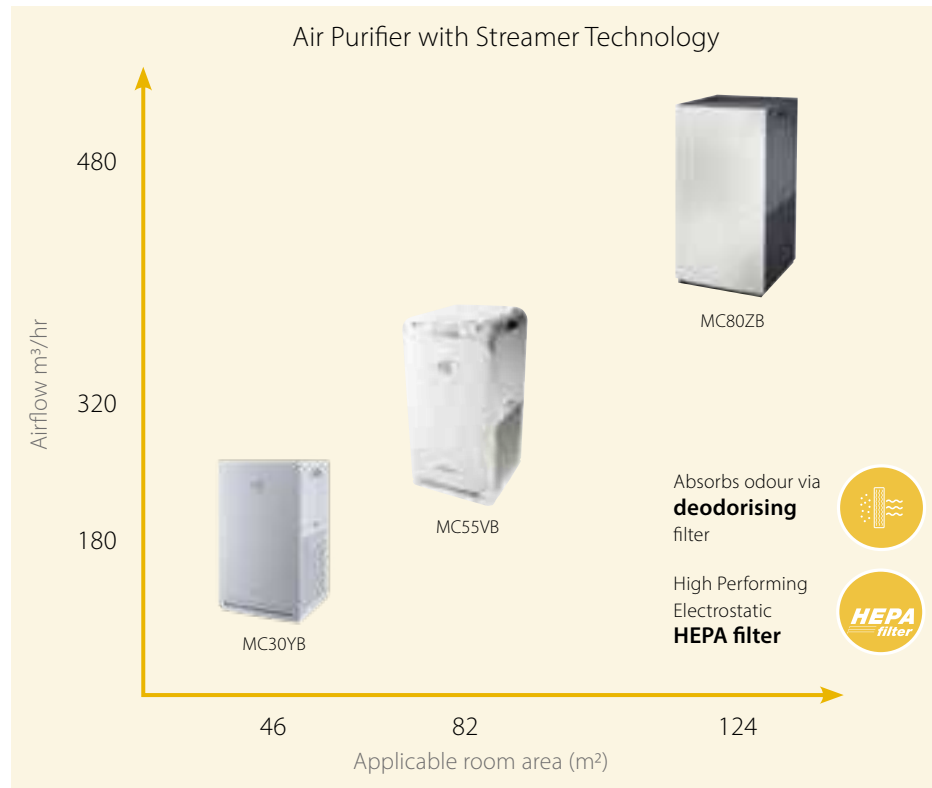


Daikin Air Purifier range



MC30YB MC55VB MC80ZB MCK55W MCK70ZBFW MCK70YB MCK70ZBFH

Daikin Air Purifiers – Pure air because we care



What makes
Daikin Air Purifiers
unique?



One of the **most silent** air purifier range on the European market

Our air purifiers are whisper quiet during **quiet operation** (sound pressure level: 19 dBA), providing you pure air without noticing.



No hassle with periodic filter replacements

Daikin's guaranteed full cleaning capacity reduces the risk that the air purifier is not working due to a polluted HEPA filter



No maintenance costs for at least **10 years**

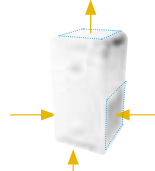
No need to change the filters in the first 10 years after unit purchase, avoiding additional costs for regular filter changes.

Daikin's unique
Catch, Cycle, Clean
approach

3 steps to decompose harmful substances

1

Powerful suction
Takes in air over a wide area from 3 directions.



2

Effective capturing of pollutants
Efficiently catches dust and pollutants with an electrostatic HEPA filter.




3

Decomposition
Uses Daikin's Streamer technology to decompose, by oxidation, harmful substances caught on the filter.



The Streamer Symbol consists of three C's



CATCH

The dust collection filter catches the floating substances with the attached harmful gases and Streamer decomposes the gases by oxidation.

CYCLE

The deodorising filter absorbs and decomposes odour. Thanks to the regeneration of the adsorbing capacity, the deodorising capacity is maintained. No need to change the deodorising filter.

CLEAN

Removes bacteria from dust collection filter, humidifying filter and humidifying water tray.

Air Purifier with Streamer Technology



MC55VB



MC30YB

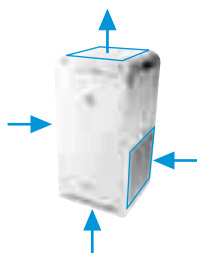


* MC55VB only

Three steps to decompose harmful substances

1 Powerful suction

Takes in air over a wide area from three directions.



2 High energy efficiency

Efficiently catches dust and pollutants with an electrostatic HEPA filter.



3 Decomposition

Uses Daikin's Streamer technology to decompose, by oxidation, harmful substances caught on the filter.



Specifications:

Model		MC55VB				MC30YB		
Colour		White				White		
Mode		Air purifying operation				Air purifying operation		
Applicable room area	[1] m²	82				46		
Clean Air Delivery Rate (CADR)	m³/hr	320				180		
Power supply		1 Phase, 230V, 50hz				1 Phase, 230V, 50hz		
Fan	Type	Multi Blade Fan (Sirocco fan with shroud assembly)				AC Fan		
Mode		Quiet	Low	Standard	Turbo	Low	Standard	Turbo
Airflow rate	m³/hr	66	120	192	330	60	120	180
Power consumption	kW	0.008	0.010	0.015	0.037	0.008	0.015	0.025
Sound pressure level	dBA	19	29	39	53	19	27	37
Dimensions	H x W x D mm	500 x 270 x 270				450 x 270 x 270		
Weight	kg	6.8				5.8		
Deodorising method		Flash streamer + Deodorising catalyst				Flash streamer + Deodorising catalyst		
Dust collection filter		Electrostatic HEPA Filter				Electrostatic HEPA Filter		
Air filter	Type	PET net				PET net		
Trade price		£361.00				£246.00		

[1] according to NRCC-54013 which uses the clean air delivery rate, i.e. how much clean air is produced in one hour.

Accessory	Description	Price	MC55VB	MC30YB
KAFP080B4	Dust collection Filter (1 sheet), needed after about 10 years	£133.00	✓	
BAFP500A	Dust collection Filter (1 sheet), needed after about 10 years	£82.00		✓

Features

- Pure air due to double air purification (Active Plasma Ion unit and Streamer Technology)
- High performance HEPA filter to catch 99.9% of 0.3µm
- Low maintenance
- Powerful air suction
- Stylish new compact design
- Whisper quiet
- Suitable for bedrooms, meeting rooms, offices, nurseries, care homes, etc.

The streamer symbol consists of three Cs

CATCH: The dust collection filter catches the floating substances with the attached harmful gases and Streamer decomposes the gases by oxidation.

CYCLE: The deodorising filter adsorbs and decomposes odour. Thanks to the

regeneration of the adsorbing capacity, the deodorising capacity is maintained. There is no need to change the deodorising filter, unlike air purifiers with activated carbon filters.

CLEAN: Removes bacteria from dust collection filter.

The patented Flash Streamer technology in Daikin Air Purifiers has been proven to inactivate airborne bacteria and viruses – including up to 99.98% of the human coronavirus HCoV-229E.* The Flash Streamer technology is not meant to be used for medical purposes.

* Source: Institut Pasteur de Lille test report 2021. TM Testing laboratory 'Institut Pasteur de Lille' France, evaluated the effectiveness of Daikin's Air Purifiers against the respiratory viruses: – HCoV-229E (of the same family as SARS-CoV-2, the coronavirus causing the COVID-19 pandemic) – Influenza A virus subtype H1N1 (causing seasonal flu).

Functions:

	MC55VB	MC30YB
Dust (PM2.5/dust) and odour sensor lamps	✓	
Streamer discharge	✓	✓
Active plasma ion	✓	
Electrostatic HEPA filters	✓	✓
Streamer regenerated deodorizing filter	✓	✓
Econo mode	✓	
Auto fan mode	✓	
Anti-pollen mode	✓	
Turbo mode	✓	✓
Childproof lock	✓	✓
Brightness adjustment	✓	
Auto restart after power failure	✓	✓
Stabilizer free	✓	

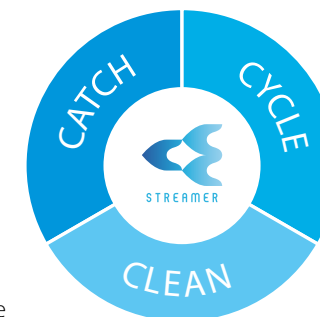
The applicable room area for NRCC-54013 was converted from test values in accordance with JEM1467.

Operating sound levels are the average of values measured at 1m away from the front, left, right and top of the unit. (These are equal to the values in an anechoic chamber)

Electrostatic HEPA filter is included in the unit.




The Allergy UK Seal of Approval reassures that the product is efficient at reducing small particulates which may include allergens, bacteria and viruses.



MCK55W

Air Purifier with Streamer Technology and Humidification



Specifications:

Model			MCK55W			
Colour			White			
Mode			Air Purification			
Applicable room area		[1] m²	82			
Clean Air Delivery Rate (CADR)		m³/hr	320			
Power supply			1 Phase, 230V, 50hz			
Fan	Type		Multi Blade Fan (Sirocco fan with shroud assembly)			
Mode			Quiet	Low	Standard	Turbo
Airflow rate	Air purifying operation	m³/hr	54	120	192	330
	Humidifying operation	m³/hr	54	120	192	330
Power consumption	Air purifying operation	kW	0.007	0.010	0.017	0.056
	Humidifying operation	kW	0.011	0.014	0.019	0.058
Sound pressure level	Air purifying operation	dBA	19	29	39	53
	Humidifying operation	dBA	25	33	39	53
Humidification		ml/h	200	240	300	500
	Water tank capacity	litre	2.7			
Dimensions	Height x Width x Depth	mm	700 x 270 x 270			
Weight		kg	9.5 (without water)			
Deodorising method			Flash streamer + Deodorising catalyst			
Dust collection filter			Electrostatic HEPA Filter			
Air filter	Type		PET net			
Trade Price			£504.00			

[1] according to NRCC-54013 which uses the clean air delivery rate, i.e. how much clean air is produced in one hour.

Accessory	Description	Price
KAFP080B4	Dust collection Filter (1 sheet), needed after about 10 years	£133.00
KNME080A4	Humidifying Filter (1 sheet), needed after about 10 years	£75.00

Features

- Pure air due to double air purification (Active Plasma Ion unit and Streamer Technology)
- Protects the skin and throat from dryness whilst eliminating bacteria
- High performance HEPA filter to catch 99.9% of 0.3µm
- Suitable for bedrooms, meeting rooms, offices, nurseries, care homes, etc.
- Low maintenance
- Stylish new compact design
- Powerful air suction
- Whisper quiet

The streamer symbol consists of three Cs

CATCH: The dust collection filter catches the floating substances with the attached harmful gases and Streamer decomposes the gases by oxidation.

CYCLE: The deodorising filter adsorbs and decomposes odour. Thanks to the

regeneration of the adsorbing capacity, the deodorising capacity is maintained. There is no need to change the deodorising filter, unlike air purifiers with activated carbon filters.

CLEAN: Removes bacteria from dust collection filter.

The patented Flash Streamer technology in Daikin Air Purifiers has been proven to inactivate airborne bacteria and viruses – including up to 99.98% of the human coronavirus HCoV-229E.* The Flash Streamer technology is not meant to be used for medical purposes.

* Source: Institut Pasteur de Lille test report 2021.™ Testing laboratory 'Institut Pasteur de Lille' France, evaluated the effectiveness of Daikin's Air Purifiers against the respiratory viruses: – HCoV-229E (of the same family as SARS-CoV-2, the coronavirus causing the COVID-19 pandemic) – Influenza A virus subtype H1N1 (causing seasonal flu).

Functions:

Dust (PM2.5/dust) and odour sensor lamps	✓
Streamer discharge	✓
Active plasma ion	✓
Electrostatic HEPA filters	✓
Streamer regenerated deodorizing filter	✓
Econo mode	✓
Auto fan mode	✓
Anti-pollen mode	✓
Turbo mode	✓
Childproof lock	✓
Brightness adjustment	✓
Auto restart after power failure	✓
Stabilizer free	✓

The applicable room area for NRCC-54013 was converted from test values in accordance with JEM1467.

Humidification amount changes in accordance with indoor and outdoor temperature and humidity. Measurement condition: 20°C in temperature, 30% in humidity.

Operating sound levels are the average of values measured at 1m away from the front, left, right and top of the unit. (These are equal to the values in an anechoic chamber)

Electrostatic HEPA filter and humidifying filters are included in the unit.

Three steps to decompose harmful substances

1 Powerful suction

Takes in air over a wide area from three directions.



2 High energy efficiency

Efficiently catches dust and pollutants with an electrostatic HEPA filter.

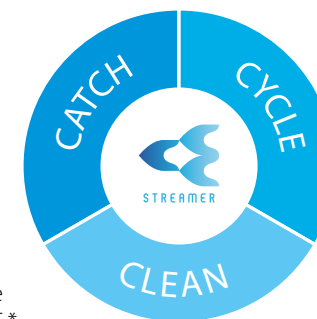


3 Decomposition

Uses Daikin's Streamer technology to decompose, by oxidation, harmful substances caught on the filter.



The Allergy UK Seal of Approval reassures that the product is efficient at reducing small particulates which may include allergens, bacteria and viruses.



Air Purifier with Twin Streamer Technology and Humidification



NO NEED TO CHANGE



NO NEED TO CHANGE

*regular cleaning is necessary

- Active plasma ion generation unit
Plasma ions are discharged

NO MAINTENANCE
OR EXCHANGE NEEDED

NO NEED TO CHANGE

NO NEED TO CHANGE
FOR 10 YEARS

Equipped with twice the Streamer units compared to conventional models, this air purifier also features a structural design that irradiates the filter even more effectively.

Model			MCK70YB			
Colour			White			
Mode			Air Purification			
Applicable room area		[1] m²	96			
Clean Air Delivery Rate (CADR)		m³/hr	375			
Power supply			1 Phase, 230V, 50hz			
Fan		Type	Multi Blade Fan (Sirocco fan with shroud assembly)			
Mode			Quiet	Low	Standard	Turbo
Airflow rate	Air purifying operation	m³/hr	60	132	210	420
	Humidifying operation	m³/hr	60	132	210	420
Power consumption	Air purifying operation	kW	0.008	0.010	0.016	0.066
	Humidifying operation	kW	0.011	0.012	0.018	0.068
Sound pressure level	Air purifying operation	dBA	18	27	37	54
	Humidifying operation	dBA	23	27	37	54
Humidification		ml/h	-	-	-	650
	Water tank capacity	litre	3.6			
Dimensions	Height x Width x Depth	mm	600 x 395 x 287			
Weight		kg	12.5 (without water)			
Deodorising method			Flash streamer + Deodorizing catalyst			
Dust collection filter			Electrostatic HEPA Filter			
Air filter		Type	PET net			
Trade Price			£569.00			

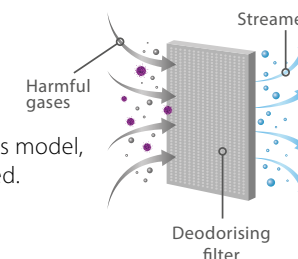
Accessory	Description	Price
KAFP085A4	Dust collection Filter (1 sheet), needed after about 10 years	£194.00
KNME043B4	Humidifying Filter (1 sheet), needed after about 10 years	£194.00

Dust (PM2.5/dust) and odour sensor lamps	✓
Streamer discharge	✓
Active plasma ion	✓
Electrostatic HEPA filters	✓
Streamer regenerated deodorizing filter	✓
Econo mode	✓
Auto fan mode	✓
Anti-pollen mode	✓
Turbo mode	✓
Childproof lock	✓
Brightness adjustment	✓
Auto restart after power failure	✓
Stabilizer free	✓

Electrostatic HEPA filter and humidifying filters are included in the unit.

(In comparison with conventional Daikin products)

This is in a test space, and not a test result in an actual operational space.



(In comparison with previous Daikin product)

The effect was in a test space of 294 m³ after 30 minutes of operation and was not a test result in an actual operational space.

- Removes bacteria on the dust collection filter.³
- Speed of bacteria removal is as fast.⁴

(In comparison with a previous Daikin model)

The effect was in a closed test space of approximately 25 m³ after 2.5 hours of operation and was not a test result in an actual operational space.

¹ Placed an air purifier in a 1m3 box with acetaldehyde as an exhaust gas-derived VOC and operated the air purifier (at maximum Streamer output operation). Measured the change in acetaldehyde concentration. (Only the decomposed amount was calculated by subtracting the amount of filter absorption.) (Daikin evaluation) Reduction of acetaldehyde concentration was confirmed to be twice as fast as conventional products. Comparison between 2018 MCK70U (Japanese model), a model equivalent to MCK70V and 2017 MCK70T (Japanese model). | ² Measured the change in ammonia concentration due to tobacco in a test space of 29.4 m3, and compared decrease from a concentration equivalent to Level 3 on the odor intensity scale. (Daikin evaluation) Test result: Confirmed that indoor ammonia concentration decreased by half after 30 minutes. Comparison between 2018 MCK70U (Japanese model), a model equivalent to MCK70V and 2017 MCK70T (Japanese model). | ³ Testing organization: Japan Food Research Laboratories. Test number: 17117469001-0101. Test method: Attached a test piece inoculated with bacterial liquid on the upstream side of the dust collection filter installed into the air purifier, and operated in a closed test space of 25m3. Counted the number of live bacteria after 2.5 hours. Test object: One bacterium type. Test result: Reduced by more than 99% after 2.5 hours. Test unit: Tested with MCK70U (Japanese model), a model equivalent to MCK70V. | ⁴ Twin streamer: reduced by more than 99% in 2.5 hours; Streamer: reduced by more than 99% in 5 hours.

MC80ZB, MCK70ZBFW, MCK70ZBFH

Designer Air Purifier with Streamer Technology and Humidification



Three steps to decompose harmful substances

1 Powerful suction

Takes in air over a wide area from three directions.



2 High energy efficiency

Efficiently catches dust and pollutants with an electrostatic HEPA filter.



3 Decomposition

Uses Daikin's Streamer technology to decompose, by oxidation, harmful substances caught on the filter.




Specifications:

Model			MC80ZB				MCK70ZBFW		MCK70ZBFH	
Colour			White Panel, Dark Grey Casing				White		Black	
Mode			Air Purification				Air Purification + Humidification			
Applicable room area		[1] m²	124				96			
Clean Air Delivery Rate (CADR)		m³/hr	480				420			
Power supply			1 Phase, 230V, 50hz				1 Phase, 230V, 50hz			
Fan Type			Multi Blade Fan (Sirocco fan with shroud assembly)				Multi Blade Fan (Sirocco fan with shroud assembly)			
Mode			Quiet	Low	Standard	Turbo	Quiet	Low	Standard	Turbo
Airflow rate	Air purifying operation	m³/hr	84	132	210	480	84	132	210	420
	Humidifying operation	m³/hr	N/A				84	132	210	420
Power consumption	Air purifying operation	kW	0.009	0.011	0.016	0.080	0.010	0.011	0.020	0.082
	Humidifying operation	kW	N/A				0.010	0.012	0.023	0.084
Sound pressure level	Air purifying operation	dBA	19	25	34	55	18	27	37	54
	Humidifying operation	dBA	N/A				18	27	37	54
Humidification		ml/h	N/A				700			
	Water tank capacity	litre					3.4			
Dimensions	Height x Width x Depth	mm	630 x 315 x 315				760 x 315 x 315			
Weight		kg	9.8				12.5			
Deodorising method			Twin streamer + Deodorizing catalyst				Twin streamer + Deodorizing catalyst			
Dust collection filter			Electrostatic HEPA Filter				Electrostatic HEPA Filter			
Air filter		Type	PET net				PET net			
Trade Price			£545.00				£584.00		£584.00	

[1] according to NRCC-54013 which uses the clean air delivery rate, i.e. how much clean air is produced in one hour.

Features

- Pure air due to double air purification (Active Plasma Ion unit and Streamer Technology)
- Protects the skin and throat from dryness whilst eliminating bacteria (MCK70ZBFH only)
- High performance HEPA filter to catch 99.9% of 0.3µm
- Low maintenance
- Powerful air suction
- Stylish and elegant design
- Whisper quiet
- Connects to ONECTA App and shows outdoor air quality data via Google Maps Platform
- Suitable for bedrooms, meeting rooms, offices, nurseries, care homes, etc



Functions:


Dust (PM2.5/dust) and odour sensor lamps	✓
Streamer discharge	✓
Active plasma ion	✓
Electrostatic HEPA filters	✓
Streamer regenerated deodorizing filter	✓
Econo mode	✓
Auto fan mode	✓
Anti-pollen mode	✓
Turbo mode	✓
Childproof lock	✓
Brightness adjustment	✓
Auto restart after power failure	✓
Stabilizer free	✓
Wifi Connectivity	✓

The applicable room area for NRCC-54013 was converted from test values in accordance with JEM1467.

Humidification amount changes in accordance with indoor and outdoor temperature and humidity. Measurement condition: 20°C in temperature, 30% in humidity.

Operating sound levels are the average of values measured at 1m away from the front, left, right and top of the unit. (These are equal to the values in an anechoic chamber)

Electrostatic HEPA filter and humidifying filters are included in the unit.



Mobile Air Quality Control Monitor



- **GOOD**
- **MODERATE**
- **POLLUTED**
- **VERY POLLUTED**
- **SEVERELY POLLUTED**



UK.ATMOTUBE	
Real-time detection	<ul style="list-style-type: none"> • PM1/PM2.5/PM10 particles • Volatile Organic Compounds • Atmospheric pressure • Temperature and relative humidity
Rechargeable battery	2000 mAh Li-ion
Wireless connection	Bluetooth 5.0 LE
Charging port	USB Type-C
Dimensions	86 x 50 x 22 mm (3.4 x 2 x 0.9")
Weight	104g
Price	£328.00

Features

- LED light colour indicates the current Air Quality Score (AQS)
- Monitors level of pollen, soot, smoke, and mould in the air
- Also measures temperatures and atmospheric pressure
- Easily access all the measured data using the free iOS or Android App
- Features carabiner mount to fit on the move



AstroPure2000

Professional Air Purification



- A** Fan / motor unit
- B** HEPA filter
- C** Prefilter
- D** Control panel providing indication for filter change, speed control and on/off switch
- E** Air outlet grill

In its standard configuration, AstroPure is delivered with a galvanised steel finish. Optionally the unit is also available with a powder-coated finish (any RAL) for smooth integration into any room environment.

**A Fan/motor combination**


AstroPure contains a high performance encapsulated, direct driven, backward curved fan/motor combination. Motor options are available to create air flows from 2,000 m³/hr up to 4,000 m³/hr. The specialised electronic commutation motor design permits variable speed control via a Potentiometer. The complete section is mounted on a sliding tray providing easy access to service the fan.

**B Easy filter installation and maintenance**

The unique design of the clamping system is designed to take various AAF pre and main filters. This ensures easy installations, filter maintenance and disposal when no longer effective. The complete servicing is completed from the rear side.

**C Prefilter options**

In its standard configuration, AstroPure is equipped with a RedPleat ISO coarse 70% prefilter. As an option, the unit can also be equipped with RedPleat Carb, an ISO coarse 65% prefilter including active carbon media able to additionally control unpleasant odours in the room.

**D Unit control options**

As standard, AstroPure is equipped with control lights on the front to indicate necessary changes of the pre- or HEPA filter. Integrated knobs switch the unit on and off and control the speed. As an option, AstroPure can be delivered with a fully digital LCD display instead of the indicator lights and control knobs.

Specifications:

Model			BR00000749	BR00000751
Maximum Air Flow Rate	m ³ /h		2000	2000
Variable Speed Control			Yes	Yes
Dimensions	Height x Width x Depth	mm	1630 x 770 x 770	1630 x 770 x 770
Weight	kg		165	165
Electrical Details			1 Phase, 230V, 50hz	
Fan	Type		EC centrifugal fan, backward-curved, single-intake	
Filter	Pre-Filter Standard	mm	ISO Coarse 70% (592 x 592 x 45)	ISO Coarse 70% (592 x 592 x 45)
	Pre-Filter Optional		ISO ePM10 70%	ISO ePM10 70%
	Gas Phase Filter Optional		-	ISO Coarse 65%
	Main Filter	mm	HEPA H14 (610 x 610 x 292)	HEPA H14 (610 x 610 x 292)
LCD Screen				Yes
Sound Pressure (min/max)			35-52	35-52
Operating Conditions			0-50°C, H0 dry environment, ambient air ≤ 90%RH	
Trade Price			£3,710.00	£4,540.00

Features

- Suitable for in-room use or sheltered outdoor installation
- Uses HEPA 14 filters in combination with optional pre and active carbon filters
- Designed with variable speed fan (EC) and filter combinations to meet application requirements
- Insulated double-wall construction provides whisper-quiet operation
- Easy installation, operation, and maintenance in a totally self-contained system
- Sliding tray design provides easy access and servicing of filters
- CE-compliance, VDI6022 guided design
- Suitable for schools, universities, commercial buildings, hospitality, health care, shops, malls

**E Air supply options**

When operated as a Recirculation Unit, AstroPure releases the cleaned air via a perforated outlet grill on the top side of the unit into the room. Optionally, the air outlet can be designed so that the AstroPure unit can be connected to ventilation ducts.

VAM filter options to suit your application

A range of VAM filter options is available to suit different outdoor air quality levels and indoor air quality requirements. The VAM-J range comes with a standard G3 filter. However, this can be upgraded to suit your particular situation and application.

Filter overview

FILTERS	Number of filters	U4 (pre-filter + filter for supply air, pre-filter + filter for exhaust)
	Standard filters	G3
	Optional filters	M6, F7, F8
	Optional pre-filters	G3, M6
	Filter replacement trigger	Fan power based
	Previous EN 13779 compliance	Up to IDA2 / ODA2
	New EN 16798-3:2017 compliance	Up to SUP2 / ODA3



Filter selection and unit set-up

- Choose the required air flow
- Select the filter [see tables right]
- Add up the pressure drops of the duct system on-site and the filter pressure drop at the design air flow rate [see data book for filter characteristics]
- Compare with unit performance characteristics to see resulting airflow and ESP

Outdoor Air Environment

Table 1

Outdoor air quality	
ODA 1	Pure air
ODA 2	High concentration of particles in air
ODA 3	High concentration gas pollution and particles
Indoor air quality	
IDA 1	Optimum quality air [required in hospitals, laboratories, nurseries etc]
IDA 2	Good air quality [required in offices, residential environments, museums etc]
IDA 3	Medium air quality [required in commercial buildings, cinemas, theatres, hotels, bars, gyms, computer rooms]

Filter option specifications

All filters are to EN779:2012 standard.

Table 2

Outdoor air quality	Indoor air quality		
	IDA 1	IDA 2	IDA 3
ODA 1	NA	ePM ₁₀ 70% (F8)	ePM ₁₀ 50% (F7)
ODA 2	NA	ePM ₁₀ 70% (M6) ePM ₁₀ 70% (F8)	ePM ₁₀ 75% (M5) ePM ₁₀ 50% (F7)
ODA 3	NA	NA	ePM ₁₀ 75% (M5) ePM ₁₀ 50% (F7)

Filter pressure drop for selected unit at nominal air flow rate

Table 3

Unit	Airflow [m3/Hr]	ePM10 70% (M6)	ePM1 55% (F7)	ePM1 70% (F8)
VAM350J8	350	39 Pa	52 Pa	88 Pa
VAM500J8	500	65 Pa	87 Pa	148 Pa
VAM650J8	650	61 Pa	83 Pa	140 Pa
VAM800J8	800	89 Pa	121 Pa	206 Pa
VAM1000J8	1000	80 Pa	109 Pa	185 Pa
VAM1500J8	1500	79 Pa	106 Pa	181 Pa
VAM2000J8	2000	80 Pa	109 Pa	185 Pa

See data book for additional information on pressure drop/airflow curves

Use the following material numbers for ordering

Table 4

Filter grade	VAM 350J8	VAM 500J8	VAM 650J8	VAM 800J8	VAM 1000J8	VAM 1500J8	VAM 2000J8
ePM10 70% (M6)	EKAFVJ50F6	EKAFVJ50F6	EKAFVJ65F6	EKAFVJ100F6	EKAFVJ100F6	EKAFVJ100F6 x 2	EKAFVJ100F6 x 2
	£161.00	£161.00	£177.00	£215.00	£215.00	£430.00	£430.00
ePM1 55% (F7)	EKAFVJ50F7	EKAFVJ50F7	EKAFVJ65F7	EKAFVJ100F7	EKAFVJ100F7	EKAFVJ100F7 x 2	EKAFVJ100F7 x 2
	£177.00	£177.00	£196.00	£238.00	£238.00	£476.00	£476.00
ePM1 70% (F8)	EKAFVJ50F8	EKAFVJ50F8	EKAFVJ65F8	EKAFVJ100F8	EKAFVJ100F7	EKAFVJ100F8 x 2	EKAFVJ100F8 x 2
	£196.00	£196.00	£217.00	£263.00	£238.00	£526.00	£526.00

AHU Filter options for your AHU from our partner at AAF



Chevronet

- High dust holding capacity and long service life
- Lightweight and easy to install
- The Chevronet filter is designed as pre-filtration for use in industrial and commercial heating, ventilation and air conditioning systems



VariCel EcoPak

- These filters are used as both prefilters and main filters in industrial and commercial HVAC installations
- The VariCel EcoPak filter can be used in place of panel filters. The upgrade in efficiency results in an improved filtration of fine particles



VariCEL VXL-E

- High dust holding capacity for facilitating a long service life and fewer changeouts
- Final filtration in central air handling systems and industrial installations
- Usage in front of HEPA filter for critical cleanroom processes

Item	Type	AAF Filter Model	Dimensions	Modular AHU Size / No. Of Filters									
				01	02	03	04	05	06	07	08	09	10
Filter	G4 Panel Filter	Chevronet	592 x 490 x 48	1	1	1	2	2	2	3			3
			592 x 287 x 48			1		1	1		3	3	1
			592 x 592 x 48								3	3	3
	M6 Compact Filter	VariCel EcoPak	592 x 287 x 48			1		1	1		3	3	1
			592 x 490 x 48	1	1	1	2	2	2	3			3
			592 x 592 x 48								3	3	3
	F7 Bag Filter	VariCEL VXL-E	590 x 490 x 292	1	1	1	2	2	2	3			3
			592 x 287 x 292			1		1	1		3	3	1
			592 x 592 x 292								3	3	3
	F9 Bag Filter	VariCEL VXL-E	592 x 490 x 292	1	1	1	2	2	2	3			3
			592 x 287 x 292			1		1	1		3	3	1
			592 x 592 x 292								3	3	3

The above table shows the number of filters fitted to each Modular AHU Size 1 to 10. **For example**, if you have a Size 10 unit with G4 Panel filters and F7 Bag Filters it will have:-

3 No. Chevronet 592 x 490 x 48 3 No. VariCEL VXL-E 592 x 490 x 292
 1 No. Chevronet 592 x 287 x 48 1 No. VariCEL VXL-E 592 x 287 x 292
 3 No. Chevronet 592 x 592 x 48 3 No. VariCEL VXL-E 592 x 592 x 292

The below materials are complete kits to replace or upgrade the filters in the Modular AHU series.

If we take the example on the left as a size 10 Modular AHU, to replace these filters, select SB.ADF10G4 + SB.ADF10F7. You can also select to upgrade the F7 to an F9 by selecting SB.ADF10F9.

Replacement Filter Kits


Material	Description	Trade Price
UK.ADF01G4	G4 Filters Modular ADT AHU Size 01	£9.00
UK.ADF01F7	F7 Filters Modular ADT AHU Size 01	£85.00
UK.ADF01F9	F9 Filters Modular ADT AHU Size 01	£89.00
UK.ADF02G4	G4 Filters Modular ADT AHU Size 02	£9.00
UK.ADF02F7	F7 Filters Modular ADT AHU Size 02	£85.00
UK.ADF02F9	F9 Filters Modular ADT AHU Size 02	£89.00
UK.ADF03G4	G4 Filters Modular ADT AHU Size 03	£9.00
UK.ADF03F7	F7 Filters Modular ADT AHU Size 03	£85.00
UK.ADF03F9	F9 Filters Modular ADT AHU Size 03	£89.00
UK.ADF04G4	G4 Filters Modular ADT AHU Size 04	£19.00
UK.ADF04F7	F7 Filters Modular ADT AHU Size 04	£171.00
UK.ADF04F9	F9 Filters Modular ADT AHU Size 04	£181.00
UK.ADF05G4	G4 Filters Modular ADT AHU Size 05	£19.00
UK.ADF05F7	F7 Filters Modular ADT AHU Size 05	£171.00
UK.ADF05F9	F9 Filters Modular ADT AHU Size 05	£181.00

Material	Description	Trade Price
UK.ADF06G4	G4 Filters Modular ADT AHU Size 06	£19.00
UK.ADF06F7	F7 Filters Modular ADT AHU Size 06	£171.00
UK.ADF06F9	F9 Filters Modular ADT AHU Size 06	£181.00
UK.ADF07G4	G4 Filters Modular ADT AHU Size 07	£28.00
UK.ADF07F7	F7 Filters Modular ADT AHU Size 07	£255.00
UK.ADF07F9	F9 Filters Modular ADT AHU Size 07	£270.00
UK.ADF08G4	G4 Filters Modular ADT AHU Size 08	£25.00
UK.ADF08F7	F7 Filters Modular ADT AHU Size 08	£144.00
UK.ADF08F9	F9 Filters Modular ADT AHU Size 08	£162.00
UK.ADF09G4	G4 Filters Modular ADT AHU Size 09	£25.00
UK.ADF09F7	F7 Filters Modular ADT AHU Size 09	£144.00
UK.ADF09F9	F9 Filters Modular ADT AHU Size 09	£162.00
UK.ADF10G4	G4 Filters Modular ADT AHU Size 10	£28.00
UK.ADF10F7	F7 Filters Modular ADT AHU Size 10	£255.00
UK.ADF10F9	F9 Filters Modular ADT AHU Size 10	£270.00

UV Streamer for Roundflow Cassette



Daikin's unique **Catch & Clean** approach includes an ISO ePM1 60% filter, UV-C light and Streamer technology



Our UV Streamer Kit offers you the solution:

- Purifies the air of pollutants such as viruses, bacteria, fine dust (PM1), odours, allergens, etc. ensuring a healthy and hygienic indoor environment
- Unique catch & clean approach includes an ISO ePM1 60% (F7) filter, UV-C light and Streamer technology
- Thanks to the large air flow rate of the Roundflow cassette, clean air can be quickly delivered to every corner of your space
- Can be **retrofitted** into existing installations
- Can be used with BYCQ140E and BYCQ140EW decoration panels

Model	BAEF125AWB	
Power Supply	1Ph, 220-240V, 50/60Hz	
Dimensions (H x W x D)	mm	100 x 840 x 840
Weight	kg	12
Compatible decoration panels	BYCQ140E/BYCQ140EW *	
Filter Efficiency	ePM1 60% @ISO16890 (F7)	
Replacement Interval	Pleated filter (BAF55A125): every year Flash streamer device: every 7 years UV-C LED: every 7 years	
Trade price	£536.00	

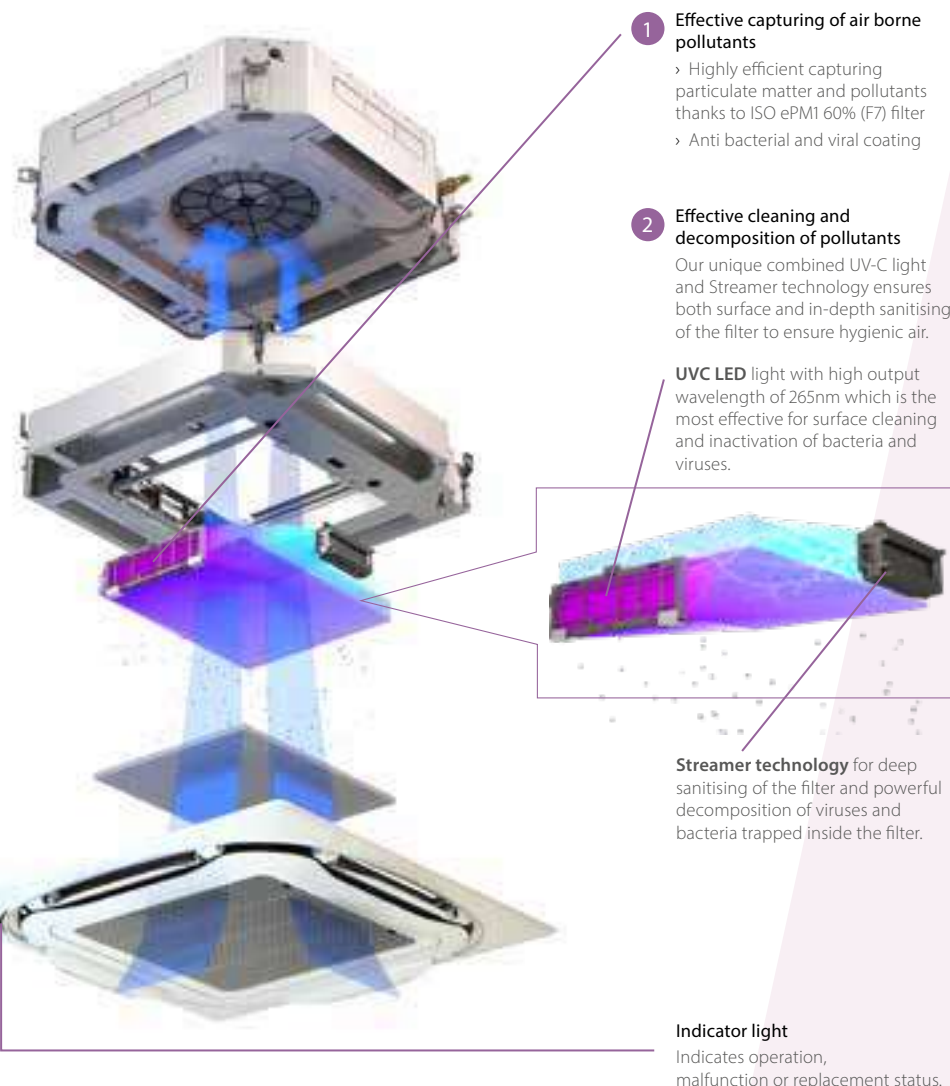
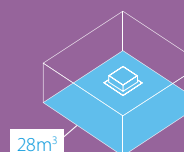
99.9%
of viruses removed
in 30 minutes, thanks
to Daikin's unique
Catch & Clean
approach

Tested at Intertek

Results based on tests performed in the laboratories of Intertek, in a 28m³ room. Daikin's Roundflow cassette (FXFQ125B) removes more than 99.9% of enveloped viruses such as Corona viruses.

* Additional details regarding this function can be found in the unit technical manual.

Tested according to
real life sized room



UK.PA604 Plasma Ionisation Accessory



Daikin's plasma ionisation unit provides a continuous stream of ionised particles. Using Plasma Air's Bi-Polar Ionisation system, it neutralises pathogens such as bacteria, viruses, moulds and odours. The unit can be fitted into the return air side of Daikin Ducted Units or to Roundflow Cassettes and Fully Flat Cassettes.

The Plasma Air Bi-Polar Ionisation system

The Plasma Air 600 Series Model 604 is a needlepoint brush-type ioniser. It produces an equal amount of positive and negative ions to neutralise harmful pollutants and odours. Each ionisation unit is capable of ionising a supply airflow of 4000 m³/hr.

The 600 Series is a versatile choice and can be installed at the fan inlet of an air handling unit, fan coil unit and VRV duct system. The unit is self-contained in a potted ABS box with a moulded flange and mounting holes and is protected with an inline 500mA glass cartridge fuse.

- › Silent and invisible
- › Independently proven safe and effective for continuous use
- › Easy to install in existing or new HVAC systems*
- › Requires no replacement parts
- › 3-year standard warranty
- › Tested and passed UL 867 for ozone and safety

* the UK.PA604 must be installed as defined by Daikin installation instructions.

Lead time: 1 week for the module if self-installed; 2-3 weeks if fitted by Daikin

Daikin does not warranty against the effectiveness of Plasma Air Bi-Polar Ionisation system in reducing pathogens. Daikin Duct will only function with Plasma Air Bi-Polar Ionisation system and Daikin warranty the equipment for a period of 3 years from the date of purchase based on failed or malfunctioning product purchased.

How bipolar ionisation improves indoor air quality

Plasma Air technology produces a natural bio-climate rich in positive and negative oxygen ions. The negative ions contain an extra electron while the positive ions are missing an electron, resulting in an unstable condition. In an effort to restabilise, these bipolar ions seek out atoms and molecules in the air to trade electrons with. This action effectively neutralises particulate matter, bacteria and viruses, odorous gases and aerosols, and VOCs.



Particulate

Airborne particles, such as smoke, dust, pollen and spores are charged by the ions through ionic bonding. These charged particles stick together increasing their size and allowing them to be easily removed by low-grade filters.

Bacteria and viruses

As they divide to reproduce, bacteria and virus cells bond with oxygen ions and are destroyed.

Odorous gases

Odorous gases and aerosols oxidise on contact with oxygen ions and are neutralised.

Volatile organic compounds

Oxygen ions cause a chemical reaction with VOCs breaking down their molecular structure.

Comparison information provided by PlasmaAir*

	Bipolar Ionisation	PCO	Ozone Generators	Traditional Filtration	HEPA/Fine Grain filters	Carbon
Effectiveness	99%	Marginal	99%	Minimal	0-99.7%	Marginal
Particle Size	Small < 2.5µm	Large > 5µm	Small < 2.5µm	Large > 5µm	Small < 0.3µm	N/A
Treats in Room Air	YES	YES	YES	NO	NO	NO
Replacement Parts Needed	NO	YES	YES	YES	YES	YES
Maintenance Required	NO	YES	YES	YES	YES	YES
Produces Harmful Byproduct	NO	YES	YES	NO	NO	NO
Energy Costs	£	££	£	££	£££	£££

Description	Material	Trade Price
Plasma Ionisation Accessory - Standalone	UK.PA604	£295.00
Plasma Ionisation Accessory - Installed by Daikin ^[1]	UK.(fancoil)/PIA ^[2]	£325.00

[1] please note: this value is a non-discountable fee to be added on top of the cost of the fancoil. Please contact your local sales office for full details

[2] add required fan coil code

* All claims regarding the benefits of Bi-Polar ionisation are made by Plasma Air Inc (represented by spire building services in the UK) and not verified or endorsed by Daikin UK

Split & Sky Air

R-32 Split & Sky Air	16
Wall Mounted	19
Multi Series Systems	30
Compact Roundflow Cassette	34
Fully Flat Cassette	39
Auto-Cleaning Decoration Panel	42
Designer Decoration Panel	43
UV Streamer for Roundflow Cassette	44
Ducted Units	45
Easyzone	53
Floor Standing Cased	57
Floor Standing	58
Concealed Floor Standing	61
Ceiling Suspended	63
Under Ceiling Cassette	68
Twin, Triple, Double Twin Combinations	72

Infrastructure Cooling	79
Duty Rotation	80
Air Curtains	83
Rooftops	89



Daikin Split Systems

Designed with quality and efficiency in mind, Daikin's stylish split units provide both heating and cooling ensuring comfort all year round.

1. Flexibility

Daikin offer a variety of award winning indoor units, whether you are looking for wall mounted, floor standing or concealed ceiling units. They are available in a range of different sizes and colours to suit any room.



reddot design award
winner 2013



White FTXA-CW



Silver FTXA-CS



Black FTXA-CB



GOOD DESIGN
reddot award 2018
winner



White FTXJ-AW



Silver FTXJ-AS



Black FTXJ-AB



GOOD DESIGN
reddot award 2022
winner



2. Efficiency

Best performance and highest efficiencies on the market. A pair installation will save on the energy bill and provide comfort all year long.



up to
A+++
in heating

up to
A+++
in cooling



Connecting one
indoor unit to one
outdoor unit

3. High heating capacity

Daikin split systems such as Emura (FTXJ-A/RXJ-A) and Perfera (FTXM-A/RXM-A) can provide heating down to -20°C.

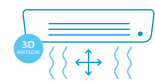
4. Full comfort offering heating and cooling

Daikin split systems provide both heating and cooling and offer exceptional comfort thanks to intelligent sensors and airflow techniques.



Intelligent thermal sensor

Stylish FTXA and Daikin Emura FTXJ use an intelligent thermal sensor to detect the surface temperature of a room to create a more comfortable climate by directing the airflow that requires cooling or heating.



3-D air flow

Combines vertical and horizontal auto-swing to circulate a stream of warm or cool air right to the corners of even large spaces.



Coanda effect

By using specially designed flaps, a more focused airflow allows a better temperature distribution throughout the whole room.



Heat boost

Heat boost quickly heats up your home when starting up your heat pump system. Set temperature is reached 14% faster* than a regular air-to-air heat pump (pair only).

* Heat boost test condition: 50 class, outdoor temperature 2°C - Indoor temperature 10°C, R/C setting: 23°C

* Applicable for Daikin Emura, Stylish and Perfera

5. Control your units, wherever you are

All indoor units are individually controlled by a remote control or via the Onecta app. The Daikin Onecta app enables scheduling, controlling and monitoring of each air-to-air heat pump unit as well as control and monitoring of the domestic hot water tank – via voice control. Onecta is compatible with Amazon Alexa and Google Assistant.



SkyAir A-series

Specifications to suit your individual needs

- Price
- Performance
- Efficiency

Best
Top of the
range meeting
all application
requirements

Advance to broader
range to meet more
application needs

Activate your
relationship

SkyAir Alpha-series

- Industry-leading technology for commercial applications
- Dedicated solution for infrastructure cooling
- Variable Refrigerant Temperature (RZAG71-100-125-140 series)
- Maximum piping length up to 85m (50m for RZAG35-50-60)
- Replacement technology
- Extended operation range down to -20°C in both heating and cooling
- Pair, twin, triple and double twin application (RZAG71-100-125-140 series)

SkyAir Advance-series

- Technology and comfort combined for commercial applications
- Very compact and easy to install outdoor units
- Maximum piping length up to 50m (RZA-D up to 100m)
- Replacement technology operation range down to -15°C both cooling and in heating (RZA-D down to -20°C)
- Pair, twin, triple and double twin application

SkyAir Active-series

- Ideal solution for busy environments and small shops
- Very compact and easy to install outdoor units
- Maximum piping length up to 30m
- Replacement technology
- Easy-to-mount outdoor units: roof, terrace or wall
- Exclusively offered for pair applications

The Sky Air A-Series is a reflection of the connection between the outdoor unit and the customer.

The Active Series activates the relationship. The outdoor unit is rapidly effective and efficient, offering excellent value for money. **(Price)**

The Advance Series helps meet a set of broader application needs by offering more features and benefits. **(Performance)**

The Alpha Series is for those wanting to get ahead and take full advantage of all the technical benefits in order to meet all application requirements. **(Efficiency)**

Mini Sky Air



7

reasons why Sky Air is
unique in the
market

SkyAir A-series BLUEEVOLUTION

1 The full Sky Air R-32 range delivers future-proofed, best-in-class climate control

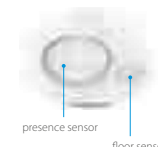
2 High energy efficiency

- **Top seasonal efficiency**
 - SEER up to 8.02 and A++ label in cooling and heating
 - Variable Refrigerant Temperature that automatically adapts the refrigerant temperature to the load
- Round flow and concealed ceiling units with **auto cleaning filter**



3 Best comfort

- **Variable Refrigerant Temperature** preventing cold draughts
- **Low sound** indoor and outdoor units
- **Presence and floor sensors** direct the air flow away from occupants, while ensuring an even temperature distribution
- Operation down to **-20°C in heating and cooling**
- Fresh air intake integrated in indoor unit



4 Top reliability

- For **infrastructure cooling**
 - unique boosted capacity indoor unit systems
 - duty rotation control
- **Refrigerant cooled PCB**
- New refrigerant passes keeping heat exchanger and drain holes completely open at all times
- **Extensive testing** before new units leave the factory
- **Wide support network** and after-sales service
- All spare parts available in Europe



5 Market leading controls

- **Remote connectivity**
 - **Intuitive app** control
 - **Daikin Cloud Service** offering online control, energy monitoring and comparison of multiple sites
- **User-friendly wired remote controller with premium design**
 - Intuitive touch button control
 - Three colour versions
 - Advanced settings can be easily operated via your smartphone
- **Dedicated control solutions**
 - for retail applications
 - for infrastructure cooling



6 Superior aesthetics

- **Fully flat cassette** design unit that fits flush into the ceiling
- **Auto-cleaning** units ensure dirt-free ceilings with high-efficiency filters for regular and dust prone areas
- Widest ever range of cassette panels
 - Available in **white and black**
 - Sleek **designer panel** range



7 Unique installation benefits

- **Four-way blow ceiling suspended cassette (FUA)** for rooms without false ceilings.
- Plug & Play Daikin air handling unit with ERQ condensing units
- Total solution for cooling, heating, air curtains and ventilation
- Dedicated asymmetric combinations for infrastructure cooling
- Reliably replace Daikin and non-Daikin systems without the need for pipe cleaning thanks to the new hepta filtration
- Use up to four indoor units linked to one outdoor unit for long or irregularly shaped rooms



Full indoor line up

(over 45 different models)



	Wall Mounted	Ceiling Suspended	Under Ceiling Cassette	Fully Flat	Roundflow Cassette	High COP Cassette	Slim Duct	Ducted	High Static Duct	Floor Standing
Alpha	✓	✓	✓ (RZAG-N only)	✓	✓	✓ (RZAG-N only)	✓	✓	✓ (RZAG-N only)	✓ (RZAG-N only)
Advance	✓	✓	✓	✓	✓		✓	✓	✓	✓
Active	✓	✓			✓			✓		✓ (AZAS-M only)

FTXZ-N / RXZ-N

Wall Mounted – Ururu Sarara



RXZ25-50N



onecta

WI-FI ADAPTOR

AVAILABLE AS
AN OPTION

Accessories:

Accessory Ref	Description	Trade Price
BRC073	Wired remote control - connection cable required	£119.00
BRCW901A03	3m extension cord required for wired remote controller BRC073	£17.00
BRCW901A08	8m extension cord required for wired remote controller BRC073	£30.00
BRP069B42	Wi-Fi adapter for use with Daikin ONECTA App	£90.00
K.CWB90-2	Wall bracket (90kg, 500mm support arm)	£51.00
K.DT1	Condensate drip tray for use with K.CWB90-2	£79.00
K.FF600S	Two flexi-feet (Standard 600mm x 185mm x 100mm) to mount the outdoor unit	£67.00
K.CGM	Condensing unit guard (1150 x 1150 x 650)	£453.00
KLIC-DDV3	KNX interface for Split type systems	£250.00
KPMH950A4L	L-shaped cuffs for humidification hose (10 pieces)	£51.00
KPMH974B403	Humidification hose extension set (2m length)	£69.00
KPMH974B43	Hose for humidification (10m length)	£203.00
KPMJ942A4	Humidification hose extension joints (10 pieces)	£51.00
KPMJ983A4L	L-shaped joints for humidification hose (10 pieces)	£159.00
KRP413A1S	Adaptor PCB for remote on/off control - constant/pulse contact	£112.00
KRP928A2S	Adaptor PCB for interface to Daikin centralised control systems	£202.00
RTD-RA	Adaptor PCB for Modbus connection and/or extended system functions	£232.00

Indoor Units			FTXZ25N	FTXZ35N	FTXZ50N
Capacity	UK Total Cooling	kW	2.44	3.42	4.89
	UK Sensible Cooling	kW	2.11	2.62	3.49
	Nominal Cooling	kW	2.5	3.5	5.0
	Nominal Heating	kW	3.6	5.0	6.3
	Energy Label		A+++	A+++	A+++
Seasonal Efficiency (EN14825) COOLING	Pdesign	kW	2.5	3.5	5.0
	SEER		9.54	9.00	8.60
	Annual Energy Consumption	kWh	92	136	203
	Energy Label		A+++	A+++	A+++
Seasonal Efficiency (EN14825) HEATING	Pdesign	kW	3.5	4.5	5.6
	SCOP		5.90	5.73	5.50
	Annual Energy Consumption	kWh	831	1100	1427
	Energy Label		A+++	A+++	A+++
Air Flow Rate (Cooling)	High / Low / Silent	m ³ /min	10.7 / 5.3 / 4.0	12.1 / 5.6 / 4.0	15.0 / 6.6 / 4.6
Dimensions	Height	mm	295	295	295
	Width	mm	798	798	798
	Depth	mm	372	372	372
Weight		kg	15	15	15
RAL Colour			RAL 9002	RAL 9002	RAL 9002
Sound Pressure (Cooling)	High / Nom / Low / Silent	dBA	38 / 33 / 26 / 19	42 / 35 / 27 / 19	47 / 38 / 30 / 23
Sound Pressure (Heating)	High / Nom / Low / Silent	dBA	39 / 35 / 28 / 19	42 / 36 / 29 / 19	44 / 38 / 31 / 24
Sound Power (Cooling)		dBA	54	57	60

Outdoor Units			RXZ25N	RXZ35N	RXZ50N
Dimensions	Height x Width x Depth	mm	693 x 795 x 300	693 x 795 x 300	693 x 795 x 300
Weight		kg	50	50	50
Electrical Details	Power Supply		1ph	1ph	1ph
	Running Current	A	1.80	2.80	4.80
	Starting Current	A	2.8	4.4	6.2
	Max Fuse Size	A	16	16	16
Interconnection Wiring	Core / Cable size		3+E / 1.5	3+E / 1.5	3+E / 1.5
Piping Connections	Liquid / Gas	inches (mm)	1/4 (6.4) / 3/8 (9.5)	1/4 (6.4) / 3/8 (9.5)	1/4 (6.4) / 3/8 (9.5)
Pipework	Maximum Length	m	10	10	10
	Maximum Vertical Rise	m	8	8	8
	Precharged to	m	10	10	10
	Additional charge	g/m	-	-	-
	Holding Charge	kg	1.34	1.34	1.34
Sound Pressure (Cooling)	High / Low / Silent	dBA	46 / - / -	48 / - / -	49 / - / -
Sound Pressure (Heating)	High / Low / Silent	dBA	46 / - / -	48 / - / -	50 / - / -
Sound Power (Cooling)		dBA	59	61	63
Operating Range (Cooling)	Min / Max	°CDB	-10 / 43	-10 / 43	-10 / 43
Operating Range (Heating)	Min / Max	°CWB	-20 / 18	-20 / 18	-20 / 18
Air Flow Rate (Cooling)	High	m³/min	31	34.4	40.4
Meets ETL criteria			●	●	●
Trade Fan Coil Price			£511.00	£600.00	£786.00
Trade Condensing Unit Price			£1,385.00	£1,605.00	£1,687.00
Total System Price			£1,896.00	£2,205.00	£2,473.00

Notes & Features:

- All fan coils are supplied with infrared remote controller ARC477A1
- The supplied humidifying hose is 8m long
- Complete climate control with dehumidification, ventilation, air purification and heating and cooling
- Self cleaning filters ensure optimum air quality and efficiency of operation
- Three-area intelligent eye ensures air is directed away from people in the room

R-32**BLUEEVOLUTION**

emura

FTXJ-AW/S/B / RXJ-A(9)

Wall Mounted – Emura



RXJ20-35A



WI-FI ADAPTOR

INCLUDED
AS STANDARD

Accessories:

Accessory Ref	Description	Trade Price
EKRS21	Wire harness for S21 port for all marked (*) options	£9.00
BRC073*	Wired remote control - connection cable required	£119.00
BRCW901A03	3m extension cord required for wired remote controller BRC073	£17.00
BRCW901A08	8m extension cord required for wired remote controller BRC073	£30.00
K.CGM	Condensing unit guard (1150 x 1150 x 650)	£453.00
K.CGS	Condensing unit guard (750 x 1050 x 460)	£328.00
K.CWB90-2	Wall bracket (90kg, 500mm support arm)	£51.00
K.DT1	Condensate drip tray for use with K.CWB90-2	£79.00
K.FF600S	Two flexi-feet (Standard 600mm x 185mm x 100mm) to mount the outdoor unit	£67.00
KLIC-DDV3*	KNX interface for Split type systems	£250.00
KRP413A15*	Adaptor PCB for remote on/off control - constant/pulse contact	£112.00
KRP928A25*	Adaptor PCB for interface to Daikin centralised control systems	£202.00
RTD-RA*	Adaptor PCB for Modbus connection and/or extended system functions	£232.00

Indoor Units	White (RAL 9002)		FTXJ20AW	FTXJ25AW	FTXJ35AW	FTXJ42AW	FTXJ50AW
	Silver (RAL 9006)		FTXJ20AS	FTXJ25AS	FTXJ35AS	FTXJ42AS	FTXJ50AS
	Black (RAL 9005)		FTXJ20AB	FTXJ25AB	FTXJ35AB	FTXJ42AB	FTXJ50AB
Capacity	UK Total Cooling	kW	1.95	2.44	3.32	4.11	4.89
	UK Sensible Cooling	kW	1.71	1.98	2.43	2.84	3.18
	Nominal Cooling	kW	2.0	2.5	3.4	4.2	5.0
	Nominal Heating	kW	2.5	2.8	4.0	5.4	5.8
	Energy Label		A+++	A+++	A+++	A++	A++
Seasonal Efficiency (EN14825) COOLING	Pdesign	kW	2.00	2.50	3.40	4.20	5.00
	SEER		8.75	8.74	8.73	7.5	7.33
	Annual Energy Consumption	kWh	80	100	136	196	239
	Energy Label		A+++	A+++	A+++	A++	A++
Seasonal Efficiency (EN14825) HEATING	Pdesign	kW	2.40	2.45	2.50	3.80	4.00
	SCOP		5.15	5.15	5.15	4.60	4.60
	Annual Energy Consumption	kWh	652	666	680	1156	1218
	Energy Label		A+++	A+++	A+++	A++	A++
Air Flow Rate (Cooling)	High / Med / Low / Silent	m ³ /min	11.0 / 8.4 / 6.0 / 4.6	11.4 / 8.6 / 6.0 / 4.6	11.8 / 8.6 / 6.0 / 4.6	13.0 / 9.5 / 7.2 / 4.6	13.5 / 10.4 / 7.6 / 5.2
Dimensions	Height x Width x Depth	mm	305 x 900 x 212	305 x 900 x 212	305 x 900 x 212	305 x 900 x 212	305 x 900 x 212
Weight		kg	12	12	12	12	12
Sound Pressure (Cooling)	High / Med / Low / Silent	dBA	39/32/25/19	40/33/25/19	41/33/25/19	45/37/29/21	46/39/31/24
Sound Pressure (Heating)	High / Med / Low / Silent	dBA	39/32/25/19	40/33/25/19	41/33/25/19	45/37/29/21	46/42/33/24
Sound Power (Cooling)		dBA	57	57	60	60	60

Outdoor Units			RXJ20A	RXJ25A	RXJ35A	RXJ42A9	RXJ50A9
Dimensions	Height x Width x Depth	mm	552 x 840 x 350	552 x 840 x 350	552 x 840 x 350	734 x 954 x 408	734 x 954 x 408
Weight		kg	33	33	33	49	49
Electrical Details	Power Supply		1ph	1ph	1ph	1ph	1ph
	Maximum Input Current (MCA)	A	8.86	9.69	9.7	11.22	11.24
	Max Fuse Size	A	10	13	13	13	13
Interconnection Wiring	Core / Cable size		3+E / 1.5	3+E / 1.5	3+E / 1.5	3+E / 1.5	3+E / 1.5
Piping Connections	Liquid / Gas	inches (mm)	1/4 (6.4) / 3/8 (9.5)	1/4 (6.4) / 3/8 (9.5)	1/4 (6.4) / 3/8 (9.5)	1/4 (6.4) / 1/2 (12.7)	1/4 (6.4) / 1/2 (12.7)
Pipework	Maximum Length	m	20	20	20	30	30
	Maximum Vertical Rise	m	15	15	15	20	20
	Precharged to	m	10	10	10	10	10
	Additional charge	g/m	20	20	20	20	20
	Holding Charge	kg	0.76	0.76	0.76	1.10	1.10
Sound Pressure (Cooling)	Nominal	dBA	46	46	49	48	48
Sound Pressure (Heating)	Nominal	dBA	47	47	49	48	49
Sound Power (Cooling)		dBA	60	60	61	63	63
Operating Range (Cooling)	Min / Max	°CDB	-10 / 50	-10 / 50	-10 / 50	-10 / 50	-10 / 50
Operating Range (Heating)	Min / Max	°CWB	-21 / 18	-21 / 18	-21 / 18	-21 / 18	-21 / 18
Air Flow Rate (Cooling)	Nominal	m ³ /min	34.0	34.0		46.6	46.6
Meets ETL criteria			●	●	●	●	●

Indoor Trade Price - White	£435.00	£457.00	£513.00	£580.00	£676.00
Indoor Trade Price - Silver	£518.00	£545.00	£611.00	£689.00	£805.00
Indoor Trade Price - Black	£477.00	£502.00	£563.00	£636.00	£744.00
Condensing Unit Trade Price	£789.00	£832.00	£965.00	£1,101.00	£1,301.00
Total System Price - White	£1,224.00	£1,289.00	£1,478.00	£1,681.00	£1,977.00
Total System Price - Silver	£1,307.00	£1,377.00	£1,576.00	£1,790.00	£2,106.00
Total System Price - Black	£1,266.00	£1,334.00	£1,528.00	£1,737.00	£2,045.00

Notes & Features:

- All fan coils are supplied with colour matching infrared remote controller ARC488A1 (7-day schedule timer)
- All fan coils have auto restart after power failure
- Wired controller, KLIC-DDV3 and RTD-RA options cannot be combined
- Sleek, low profile design
- Night set mode

- Improved air purifying filter: superior purification and deodorisation of the air inside the room
- Flash Streamer technology helps improve indoor air quality
- Two-area intelligent eye and presence sensor
- Five fan speed can be selected; from high to super low
- Can be connected with R410A Mini VRV using BPMK boxes
- RXJ20-35A9 can reduce the sound power by a further 6 dB(A)
- DCS Residential Ready





FTXA-C / RXA-A/B(8)

Wall Mounted – Stylish



RXA20-35A8



onecta

WI-FI ADAPTOR

INCLUDED
AS STANDARD

Accessories:

Accessory Ref	Description	Trade Price
EKRS21	Wire harness for new S21 port for all marked (*) options	£9.00
BRC073*	Wired remote control - connection cable required	£119.00
BRCW901A03	3m extension cord required for wired remote controller BRC073	£17.00
BRCW901A08	8m extension cord required for wired remote controller BRC073	£30.00
K.CGM	Condensing unit guard (1150 x 1150 x 650)	£453.00
K.CGS	Condensing unit guard (750 x 1050 x 460)	£328.00
K.CWB90-2	Wall bracket (90kg, 500mm support arm)	£51.00
K.DT1	Condensate drip tray for use with K.CWB90-2	£79.00
K.FF600S	Two flexi-feet (Standard 600mm x 185mm x 100mm) to mount the outdoor unit	£67.00
KLIC-DDV3*	KNX interface for Split type systems	£250.00
KRP413A15*	Adaptor PCB for remote on/off control - constant/pulse contact	£112.00
KRP928A25*	Adaptor PCB for interface to Daikin centralised control systems	£202.00
RTD-RA*	Adaptor PCB for Modbus connection and/or extended system functions	£232.00

Indoor Units	White (RAL 9002) Black (RAL 9005) Silver (RAL 9006)		CTXA15CW CTXA15CB	FTXA20CW FTXA20CB	FTXA25CW FTXA25CB	FTXA35CW FTXA35CB	FTXA42CW FTXA42CB	FTXA50CW FTXA50CB
			CTXA15CS	FTXA20CS	FTXA25CS	FTXA35CS	FTXA42CS	FTXA50CS
Capacity	UK Total Cooling	kW	Multi Combination Only	1.95	2.44	3.32	4.11	4.89
	UK Sensible Cooling	kW		1.95	1.96	2.43	3.01	3.56
	Nominal Cooling	kW		2.0	2.5	3.4	4.2	5.0
	Nominal Heating	kW		2.5	2.8	4.0	5.4	5.8
	Energy Label			A+++	A+++	A+++	A++	A++
Seasonal Efficiency (EN14825) COOLING	Pdesign	kW		2.0	2.5	3.4	4.2	5.0
	SEER			8.75	8.74	8.73	7.50	7.33
	Annual Energy Consumption	kWh		80	101	136	196	239
Seasonal Efficiency (EN14825) HEATING	Energy Label			A+++	A+++	A+++	A++	A++
	Pdesign	kW		2.40	2.45	2.50	3.80	4.00
	SCOP			5.15	5.15	5.15	4.6	4.6
	Annual Energy Consumption	kWh		652	666	680	1150	1217
Air Flow Rate (Cooling)	High / Med / Low / Silent	m ³ /min	11.0 / 8.2 / 6.1 / 4.6	11.0 / 8.2 / 6.1 / 4.6	11.5 / 8.6 / 6.1 / 4.6	11.9 / 8.6 / 6.1 / 4.6	13.1 / 9.8 / 7.2 / 4.6	13.5 / 10.4 / 7.6 / 5.2
Dimensions	Height / Width / Depth	mm	295 x 798 x 189	295 x 798 x 189	295 x 798 x 189	295 x 798 x 189	295 x 798 x 189	295 x 798 x 189
Weight		kg	12	12	12	12	12	12
Sound Pressure (Cooling)	High / Med / Low / Silent	dBA	39 / 32 / 25 / 21	39 / 32 / 25 / 19	40 / 33 / 25 / 19	41 / 33 / 25 / 19	45 / 37 / 29 / 21	46 / 39 / 31 / 24
Sound Power (Cooling)		dBA	57	57	57	60	60	60

Outdoor Units			RXA20A8	RXA25A8	RXA35A8	RXA42B8	RXA50B8
Dimensions	Height x Width x Depth	mm	550 x 840 x 350	550 x 840 x 350	550 x 840 x 350	734 x 870 x 373	734 x 870 x 373
Weight		kg	32	32	32	50	50
Electrical Details	Power Supply		1ph	1ph	1ph	1ph	1ph
	Maximum Input Current (MCA)	A	9.88	11.17	12.29	12.8	12.8
	Max Fuse Size	A	10	13	13	16	16
Interconnection Wiring	Core / Cable Size		3+E / 1.5	3+E / 1.5	3+E / 1.5	3+E / 1.5	3+E / 1.5
Piping Connections	Liquid / Gas	inches (mm)	1/4 (6.4) / 3/8 (9.5)	1/4 (6.4) / 3/8 (9.5)	1/4 (6.4) / 3/8 (9.5)	1/4 (6.4) / 3/8 (9.5)	1/4 (6.4) / 1/2 (12.7)
Pipework	Maximum Length	m	20	20	20	30	30
	Maximum Vertical Rise	m	15	15	15	20	20
	Precharged to	m	10	10	10	10	10
	Additional charge	g/m	20	20	20	20	20
	Holding charge	kg	0.76	0.76	0.76	1.1	1.1
Sound Pressure (Cooling)	Nominal	dBA	46	46	49	48	48
Sound Power (Cooling)		dBA	59	59	61	62	62
Operating Range (Cooling)	Min / Max	°CDB	-10 / 46	-10 / 46	-10 / 46	-10 / 46	-10 / 46
Operating Range (Heating)	Min / Max	°CWB	-15 / 18	-15 / 18	-15 / 18	-15 / 18	-15 / 18
Air Flow Rate (Cooling)	Nominal	m ³ /min	34.0	34.0	36.0	46.6	46.6
Meets ETL criteria			●	●	●	●	●

Indoor Trade Price - White	£365.00	£413.00	£436.00	£489.00	£552.00	£644.00
Indoor Trade Price - Black	£399.00	£454.00	£478.00	£537.00	£606.00	£707.00
Indoor Trade Price - Silver	£436.00	£493.00	£519.00	£582.00	£657.00	£768.00
Condensing Unit Trade Price	£752.00	£792.00	£919.00	£1,049.00	£1,237.00	
Total System Price - White	£1,165.00	£1,228.00	£1,408.00	£1,601.00	£1,881.00	
Total System Price - Black	£1,206.00	£1,270.00	£1,456.00	£1,655.00	£1,944.00	
Total System Price - Silver	£1,245.00	£1,311.00	£1,501.00	£1,706.00	£2,005.00	

Notes & Features:

- All fan coils are supplied with infrared remote controller ARC466A85
- New fan with Coanda effect for optimum air distribution and indoor comfort
- New grid eye sensor redirects air away from the occupants in the room
- Flash Streamer technology helps improve indoor air quality

- New Antibacterial Filter for arresting small particulates effectively
- Can be connected with R410A Mini VRV using BPMK boxes except for CTXA
- RXA20-35A8 can reduce the sound power by a further 6 dB(A)
- DCS Residential Ready



FTXM-A / RZAG-B

Wall Mounted – Mini Sky Air

SkyAir *Alpha-series*



50m
PIPE RUN



RZAG35-60B



WI-FI ADAPTOR

**INCLUDED
AS STANDARD**

Accessories:

Accessory Ref	Description	Trade Price
EKRS21	Wire harness for S21 port for all marked (*) options	£9.00
BRC073*	Wired remote control - connection cable required	£119.00
BRCW901A03	3m extension cord required for wired remote controller BRC073	£17.00
BRCW901A08	8m extension cord required for wired remote controller BRC073	£30.00
K.CGM	Condensing unit guard (1150 x 1150 x 650)	£453.00
K.CWB90-2	Wall bracket (90kg, 500mm support arm)	£51.00
K.DT1	Condensate drip tray for use with K.CWB90-2	£79.00
K.FF600S	Two flexi-feet (Standard 600mm x 185mm x 100mm) to mount the outdoor unit	£67.00
KLIC-DDV3*	KNX interface for Split type systems	£250.00
KRP413A15*	Adaptor PCB for remote on/off control - constant/pulse contact	£112.00
KRP928A25*	Adaptor PCB for interface to Daikin centralised control systems	£202.00
RTD-RA*	Adaptor PCB for Modbus connection and/or extended system functions	£232.00

Indoor Units			FTXM35A	FTXM50A	FTXM60A
Capacity	UK Total Cooling	kW	3.42	4.89	5.86
	UK Sensible Cooling	kW	2.52	3.36	3.98
	Nominal Cooling	kW	3.5	5.0	6.0
	Nominal Heating	kW	4.0	6.0	7.0
Seasonal Efficiency (EN14825) COOLING	Energy Label		A++	A++	A++
	Pdesign	kW	3.5	5.0	6.0
	SEER		7.70	7.41	6.90
Seasonal Efficiency (EN14825) HEATING	Energy Label		A++	A++	A+
	Pdesign	kW	2.6	4.5	4.6
	SCOP		4.60	4.60	4.35
Air Flow Rate (Cooling)	High / Med / Low / Silent	m³/min	13.2 / 9.4 / 7.1 / 4.6	12.7 / 10.4 / 7.8 / 5.9	15.6 / 13.4 / 11.2 / 8.6
Dimensions	Height	mm	298	298	299
	Width	mm	804	804	998
	Depth	mm	252	252	292
	Weight	kg	11.5	11.5	14.5
Sound Pressure (Cooling)	High / Med / Low / Silent	dBA	45/37/29/19	46/40/33/27	46/42/37/30
Sound Pressure (Heating)	High / Med / Low / Silent	dBA	39/35/28/20	46/41/34/31	45/41/36/33
Sound Power (Cooling)		dBA	58	60	60

Outdoor Units			RZAG35B	RZAG50B	RZAG60B
Dimensions	Height x Width x Depth	mm	734 x 870 x 373	734 x 870 x 373	734 x 870 x 373
Weight		kg	52	52	52
Electrical Details	Power Supply		1ph	1ph	1ph
	Maximum Input Current (MCA) A		13.42	13.47	15.39
	Max Fuse Size	A	16	16	20
Interconnection Wiring	Core / Cable Size		3+E / 1.5	3+E / 1.5	3+E / 1.5
Piping Connections	Liquid / Gas	inches (mm)	1/4 (6.4) / 3/8 (9.5)	1/4 (6.4) / 1/2 (12.7)	1/4 (6.4) / 1/2 (12.7)
Pipework	Maximum Length	m	50	50	50
	Maximum Vertical Rise	m	30	30	30
	Precharged to	m	30	30	30
	Additional charge	g/m	20	20	20
	Holding charge	kg	1.55	1.55	1.55
Sound Pressure (Cooling)	Nominal	dBA	48	49	50
Sound Pressure (Heating)	Nominal	dBA	48	49	50
Sound Power (Cooling)		dBA	62	63	64
Operating Range (Cooling)	Min / Max	°CDB	-20 / 52	-20 / 52	-20 / 52
Operating Range (Heating)	Min / Max	°CWB	-20 / 18	-20 / 24	-20 / 24
Air Flow Rate (Cooling)	High	m³/min	55.1	55.1	55.1

Meets ETL criteria	●	●	●
--------------------	---	---	---

Indoor Unit Trade Price	£267.00	£414.00	£421.00
Condensing Unit Trade Price	£1,148.00	£1,401.00	£1,535.00
Total System Price	£1,415.00	£1,815.00	£1,956.00

Notes & Features:

- All fan coils are supplied with infrared remote controller ARC466A86 (7-day schedule timer)
- All fan coils have auto restart after power failure
- Wired controller, KLIC-DDV3 and RTD-RA options cannot be combined
- Night set mode
- Air purification using Flash Streamer technology
- New static air filter treated with an active (Ionpure) substance to improve efficiencies.
- Presence sensor and two-area intelligent eye
- Five fan speeds can be selected; from high to super low
- Heat boost function to reach set point quicker during start-up

R-32**BLUEEVOLUTION**

perfera

FTXM-A / RXM-A(9)

Wall Mounted – Standard Inverter



RXM20-50A9

WI-FI
CONTROL
VIA APP

onecta

WI-FI ADAPTOR

INCLUDED
AS STANDARD

Accessories:

Accessory Ref	Description	Trade Price
EKRS21	Wire harness for S21 port for all marked (*) options	£9.00
BRC073*	Wired remote control - connection cable required	£119.00
BRCW901A03	3m extension cord required for wired remote controller BRC073	£17.00
BRCW901A08	8m extension cord required for wired remote controller BRC073	£30.00
K.CGM	Condensing unit guard (1150 x 1150 x 650)	£453.00
K.CGS	Condensing unit guard (750 x 1050 x 460)	£328.00
K.CWB90-2	Wall bracket (90kg, 500mm support arm)	£51.00
K.DT1	Condensate drip tray for use with K.CWB90-2	£79.00
K.FF600S	Two flexi-feet (Standard 600mm x 185mm x 100mm) to mount the outdoor unit	£67.00
KLIC-DDV3*	KNX interface for Split type systems	£250.00
KRP413A15*	Adaptor PCB for remote on/off control - constant/pulse contact	£112.00
KRP928A25*	Adaptor PCB for interface to Daikin centralised control systems	£202.00
RTD-RA*	Adaptor PCB for Modbus connection and/or extended system functions	£232.00

Indoor Units			FTXM20A	FTXM25A	FTXM35A	FTXM42A	FTXM50A	FTXM60A	FTXM71A
Capacity	UK Total Cooling	kW	1.95	2.44	3.42	4.11	4.89	5.86	6.94
	UK Sensible Cooling	kW	1.79	2.15	2.59	2.87	3.25	3.84	4.57
	Nominal Cooling	kW	2.0	2.5	3.4	4.2	5.0	6.0	7.1
	Nominal Heating	kW	2.5	2.8	4.0	5.4	5.8	7.0	8.2
	Energy Label		A+++	A+++	A+++	A++	A++	A++	A++
Seasonal Efficiency (EN14825) COOLING	Pdesign	kW	2.0	2.5	3.4	4.2	5.0	6.0	7.1
	SEER		9.47	9.47	9.25	8.11	7.80	6.90	6.2
	Annual Energy Consumption	kWh	74	92	132	181	224	304	401
	Energy Label		A+++	A+++	A+++	A++	A++	A+	A+
Seasonal Efficiency (EN14825) HEATING	Pdesign	kW	2.3	2.4	2.5	4.0	4.5	4.8	6.2
	SCOP		5.20	5.20	5.20	5.00	4.80	4.30	4.10
	Annual Energy Consumption	kWh	619	647	673	1120	1312	1562	2116
	Energy Label		A+++	A+++	A+++	A++	A++	A+	A+
Air Flow Rate (Cooling)	High / Med / Low / Silent	m ³ /min	11.9 / 8.9 / 6.3 / 4.9	11.9 / 8.9 / 6.3 / 4.9	13.2 / 9.4 / 7.1 / 4.6	13.3 / 9.8 / 7.2 / 5.0	12.7 / 10.4 / 7.8 / 5.9	15.6 / 13.4 / 11.2 / 8.6	15.8 / 13.6 / 11.4 / 9.3
	Height	mm	298	298	298	298	298	298	298
	Width	mm	804	804	804	804	804	997	997
	Depth	mm	252	252	252	252	252	292	292
Weight		kg	11.5	11.5	11.5	11.5	11.5	14.5	14.5
Sound Pressure (Cooling)	High / Med / Low / Silent	dBA	41 / 33 / 25 / 19	41 / 33 / 25 / 19	45 / 37 / 29 / 19	45 / 38 / 30 / 21	46 / 40 / 33 / 27	46 / 42 / 37 / 30	47 / 43 / 38 / 32
Sound Pressure (Heating)	High / Med / Low / Silent	dBA	39 / 34 / 26 / 20	39 / 34 / 27 / 20	39 / 35 / 28 / 20	45 / 37 / 29 / 21	46 / 41 / 34 / 31	45 / 41 / 36 / 33	46 / 42 / 37 / 34
Sound Power (Cooling)		dBA	54	54	58	60	60	60	60

Outdoor Units			RXM20A	RXM25A9	RXM35A9	RXM42A	RXM50A9	RXM60A	RXM71A
Dimensions	Height x Width x Depth	mm	610 x 923 x 367	610 x 923 x 367	610 x 923 x 367	610 x 923 x 367	734 x 954 x 401	734 x 954 x 401	734 x 954 x 401
	Weight	kg	36	36	36	40	49	49	55
Electrical Details	Power Supply		1ph	1ph	1ph	1ph	1ph	1ph	1ph
	Maximum Input Current (MCA)	A	9.19	10.01	10.11	11.54	14.28	15.09	19.78
	Max Fuse Size	A	10	13	13	13	16	16	20
	Core / Cable size		3+E / 1.5	3+E / 1.5	3+E / 1.5	3+E / 1.5	3+E / 1.5	3+E / 1.5	3+E / 1.5
Piping Connections	Liquid / Gas	inches (mm)	1/4 (6.4) / 3/8 (9.5)	1/4 (6.4) / 3/8 (9.5)	1/4 (6.4) / 3/8 (9.5)	1/4 (6.4) / 3/8 (9.5)	1/4 (6.4) / 1/2 (12.7)	1/4 (6.4) / 1/2 (12.7)	1/4 (6.4) / 5/8 (15.9)
Pipework	Maximum Length	m	20	20	20	30	30	30	30
	Maximum Vertical Rise	m	15	15	15	20	20	20	20
	Precharged to	m	10	10	10	10	10	10	10
	Additional Charge	g/m	20	20	20	20	20	20	20
	Holding Charge	kg	0.95	0.95	0.95	0.95	1.10	1.15	1.15
Sound Pressure (Cooling)	Nominal	dBA	46	46	47	48	48	48	47
Sound Pressure (Heating)	Nominal	dBA	47	47	49	49	49	49	48
Sound Power (Cooling)		dBA	59	59	60	60	60	60	60
Operating Range (Cooling)	Min / Max	°CDB	-10 / 50	-10 / 50	-10 / 50	-10 / 50	-10 / 50	-10 / 50	-10 / 46
Operating Range (Heating)	Min / Max	°CWB	-21 / 18	-21 / 18	-21 / 18	-21 / 18	-21 / 18	-21 / 18	-15 / 18
Air Flow Rate (Cooling)	Nominal	m ³ /min	38.5	38.5	39.1	40.1	58.0	46.6	49.0

Meets ETL criteria	●	●	●	●	●	●	●	●
--------------------	---	---	---	---	---	---	---	---

Indoor Unit Trade Price	£217.00	£234.00	£267.00	£300.00	£414.00	£421.00	£561.00
Condensing Unit Trade Price	£615.00	£668.00	£777.00	£876.00	£974.00	£1,037.00	£1,422.00
Total System Price	£832.00	£902.00	£1,044.00	£1,176.00	£1,388.00	£1,458.00	£1,983.00

Notes & Features:

- All fan coils are supplied with infrared remote controller ARC466A86 (7-day schedule timer)
- All fan coils have auto restart after power failure
- Wired controller, KLIC-DDV3 and RTD-RA options cannot be combined
- Night set mode
- Air purification using Flash Streamer technology

- New static air filter treated with an active (Ionnure) substance to improve efficiencies.
- Presence sensor and 2-area intelligent eye
- 5 fan speeds can be selected; from high to super low
- Heat boost function to reach set point quicker during start-up
- Can be connected with R410A Mini VRV using BPMK boxes
- RXM20-35A9 can reduce the sound power by a further 6 dB(A)
- DCS Residential Ready



FTXP-N(9) / RXP-N(9)

Wall Mounted – Low Inverter



RXP20-35N9



onecta

WI-FI ADAPTOR

INCLUDED
AS STANDARD

Accessories:

Accessory Ref	Description	Trade Price
KRP067A41	Interface adaptor for class 20-35 for all marked (*) options	£73.00
BRC073*	Wired remote control - connection cable required - needs KRP980A1 for class 20-35	£119.00
BRCW901A03	3m extension cord required for wired remote controller BRC073	£17.00
BRCW901A08	8m extension cord required for wired remote controller BRC073	£30.00
K.CWB90-2	Wall bracket (90kg, 500mm support arm)	£51.00
K.DT1	Condensate drip tray for use with K.CWB90-2	£79.00
K.FF600S	Two flexi-feet (Standard 600mm x 185mm x 100mm) to mount the outdoor unit	£67.00
K.CGS	Condensing unit guard (750 x 1050 x 460)	£328.00
K.CGM	Condensing unit guard (1150 x 1150 x 650)	£453.00
KLIC-DDV3*	KNX interface for Split type systems	£250.00
KRP413A1S	Adaptor PCB for remote on/off control - constant/pulse contact	£112.00
KRP928A25*	Adaptor PCB for interface to Daikin centralised control systems	£202.00
RTD-RA*	Adaptor PCB for Modbus connection and/or extended system functions	£232.00

Indoor Units			FTXP20N9	FTXP25N9	FTXP35N9	FTXP50N	FTXP60N	FTXP71N
Capacity	UK Total Cooling	kW	1.95	2.44	3.42	4.89	5.86	6.93
	UK Sensible Cooling	kW	1.69	1.94	2.49	3.42	4.00	4.73
	Nominal Cooling	kW	2.0	2.5	3.5	5.0	6.0	7.1
	Nominal Heating	kW	2.5	3.0	4.0	6.0	7.0	8.2
Seasonal Efficiency (EN14825) COOLING	Energy Label		A++	A++	A++	A++	A++	A++
	Pdesign	kW	2.0	2.5	3.5	5.0	6.0	7.1
	SEER		7.20	7.20	7.20	7.30	6.82	6.20
	Annual Energy Consumption kWh		97	121	170	240	308	401
Seasonal Efficiency (EN14825) HEATING	Energy Label		A++	A++	A++	A+	A+	A+
	Pdesign	kW	2.2	2.4	2.8	4.6	4.8	6.2
	SCOP		4.65	4.61	4.64	4.40	4.10	4.01
	Annual Energy Consumption kWh		663	728	845	1463	1638	2166
Air Flow Rate (Cooling)	High / Med / Low / Silent	m³/min	9.6 / 7.5 / 5.6 / 4.4	9.9 / 7.5 / 5.8 / 4.4	11.5 / 8.3 / 6.3 / 4.5	16.3 / 14.0 / 11.5 / 8.3	16.8 / 14.4 / 11.8 / 9.2	16.8 / 14.4 / 11.8 / 10.1
Dimensions	Height	mm	286	286	286	295	295	295
	Width	mm	770	770	770	990	990	990
	Depth	mm	225	225	225	263	263	263
Weight		kg	8.5	8.5	9	13.5	13.5	13.5
RAL Colour			RAL 9002	RAL 9002	RAL 9002	RAL 9002	RAL 9002	RAL 9002
Sound Pressure (Cooling)	High / Med / Low / Silent	dBA	39 / 33 / 25 / 19	40 / 33 / 26 / 19	43 / 34 / 27 / 20	43 / 39 / 34 / 27	45 / 41 / 36 / 30	46 / 42 / 37 / 32
Sound Pressure (Heating)	High / Med / Low / Silent	dBA	39 / 34 / 28 / 21	40 / 34 / 28 / 21	40 / 35 / 29 / 21	42 / 38 / 33 / 30	44 / 40 / 35 / 32	45 / 41 / 36 / 33
Sound Power (Cooling)		dBA	55	55	58	59	60	62

Outdoor Units			RXP20N9	RXP25N9	RXP35N9	RXP50N9	RXP60N9	RXP71N9
Dimensions	Height x Width x Depth	mm	556 X 740 X 343	556 X 740 X 343	556 X 740 X 343	734 x 954 x 401	734 x 954 x 401	734 x 954 x 401
Weight		kg	24	24	24	46	50	50
Electrical Details	Power Supply		1ph	1ph	1ph	1ph	1ph	1ph
	Maximum Input Current (MCA)	A	7.99	7.99	9.20	14.50	15.70	15.70
	Max Fuse Size	A	16	16	16	16	16	16
Interconnection Wiring	Core / Cable Size		3+E / 1.5	3+E / 1.5	3+E / 1.5	3+E / 1.5	3+E / 1.5	3+E / 1.5
Piping Connections	Liquid / Gas	inches (mm)	1/4 (6.4) / 3/8 (9.5)	1/4 (6.4) / 3/8 (9.5)	1/4 (6.4) / 3/8 (9.5)	1/4 (6.4) / 1/2 (12.7)	1/4 (6.4) / 1/2 (12.7)	1/4 (6.4) / 1/2 (12.7)
Pipework	Maximum Length	m	20	20	20	30	30	30
	Maximum Vertical Rise	m	12	12	12	20	20	20
	Precharged to	m	10	10	10	10	10	10
	Additional charge	g/m	20	20	20	20	20	20
	Holding charge	kg	0.55	0.55	0.70	0.90	1.15	1.15
Sound Pressure (Cooling)	Nominal	dBA	46	46	48	47	49	52
Sound Pressure (Heating)	Nominal	dBA	47	47	48	49	49	52
Sound Power (Cooling)		dBA	61	61	62	61	63	66
Operating Range (Cooling)	Min / Max	°CDB	-10 / 48	-10 / 48	-10 / 48	-10 / 48	-10 / 48	-10 / 48
Operating Range (Heating)	Min / Max	°CWB	-15 / 18	-15 / 18	-15 / 18	-15 / 18	-15 / 18	-15 / 18
Air Flow Rate (Cooling)	Nominal	m³/min	27.6	27.6	28.2	41.0	45.5	45.5

Meets ETL criteria	●	●	●	●		
--------------------	---	---	---	---	--	--

Indoor Unit Trade Price	£158.00	£177.00	£199.00	£323.00	£331.00	£440.00
Condensing Unit Trade Price	£472.00	£503.00	£584.00	£760.00	£810.00	£1,164.00
Total System Price	£630.00	£680.00	£783.00	£1,083.00	£1,141.00	£1,604.00

Notes & Features:

- Class 20-35 fan coils are supplied with IR remote controller ARC480A78; class 50-71 fan coils use IR remote controller ARC480A53
- Whisper-quiet in operation down to 19 dBA
- Wifi adaptor included as standard
- The unit's compact dimensions make it ideal for renovation projects, especially for above door installation
- Space-saving contemporary wall-mounted design
- DCS Residential Ready, class 20-35 only



FTXF-E/D / RXF-E/D

Wall Mounted – Residential



FTXF20-42E



BRC073 (optional)



RXF20-42E



onecta

WI-FI ADAPTOR
AVAILABLE AS
AN OPTION

Accessories:

Accessory Ref	Description	Trade Price
BRC073	Optional wired remote controller BRC1E53A style - Connection cable required.	£119.00
KRP980A1	Interface adaptor for wired remote controller BRC073 - for class 20-42	£73.00
BRP069C47	Wi-Fi adapter for use with Daikin ONECTA App - for Class 20-42	£73.00
BRP069B45	Wi-Fi adapter for use with Daikin ONECTA App - for class 50-71	£73.00
BRCW901A03	3m connection cable for BRC073	£17.00
BRCW901A08	8m connection cable for BRC073	£30.00
K.CWB90-2	Condensing unit bracket - up to size 71, max weight 90kg of ODU	£51.00
K.DT1	Condensate drip tray for use with Split ODU - tray width 800mm	£79.00
K.CGS	Condensing unit guard size 20-35	£328.00
K.CGM	Condensing unit guard size 42-71	£453.00

Indoor Units			FTXF20E	FTXF25E	FTXF35E	FTXF42E	FTXF50D	FTXF60D	FTXF71D
Capacity	UK Total Cooling	kW	1.95	2.44	3.22	4.07	4.89	5.86	6.93
	UK Sensible Cooling	kW	1.69	1.94	2.35	2.97	3.42	4.00	4.73
	Nominal Cooling	kW	2.00	2.50	3.30	4.20	5.00	6.00	7.10
	Nominal Heating	kW	2.40	2.80	3.80	4.30	6.00	6.40	8.20
Seasonal Efficiency (EN14825) COOLING	Energy Label		A++	A++	A++	A++	A++	A++	A
	Pdesign	kW	2.00	2.50	3.50	4.20	5.00	6.00	7.10
	SEER		6.50	6.50	6.50	6.50	6.21	6.15	5.15
	Annual Energy Consumption kWh		108	135	188	226	282	342	483
Seasonal Efficiency (EN14825) HEATING	Energy Label		A+	A+	A+	A+	A+	A+	A
	Pdesign	kW	2.20	2.40	2.60	3.30	4.60	4.80	6.20
	SCOP		4.20	4.20	4.20	4.30	4.06	4.06	3.81
	Annual Energy Consumption kWh		733	801	867	1075	1585	1653	2278
Air Flow Rate (Cooling)	High / Medium / Low / Silent	m³/min	9.8 / 8.0 / 6.0 / 4.3	10.0 / 8.0 / 6.2 / 4.3	11.5 / 8.0 / 6.4 / 4.4	12.6 / 9.0 / 6.9 / 4.9	16.8 / 14.4 / 11.9 / 10.5	17.3 / 14.8 / 12.2 / 10.7	17.3 / 14.8 / 12.2 / 10.7
	Height	mm	286	286	286	286	295	295	295
Dimensions	Width	mm	770	770	770	770	990	990	990
	Depth	mm	225	225	225	255	263	263	263
Weight		kg	8	8	8.50	9	13.50	13.50	13.50
Sound Pressure (Cooling)	High / Medium / Low / Silent	dBA	39 / 33 / 25 / 20	40 / 33 / 26 / 20	43 / 34 / 27 / 20	45 / 36 / 30 / 22	43 / 39 / 34 / 31	45 / 41 / 36 / 33	46 / 42 / 37 / 34
Sound Pressure (Heating)	High / Medium / Low / Silent	dBA	39 / 34 / 28 / 21	40 / 34 / 28 / 21	40 / 35 / 29 / 21	44 / 34 / 28 / 22	42 / 38 / 33 / 30	44 / 40 / 35 / 32	45 / 41 / 36 / 33
Sound Power (Cooling)		dBA	53	54	54	59	59	60	62

Outdoor Units			RXF20E	RXF25E	RXF35E	RXF42E	RXF50D	RXF60D9	RXF71D9
Dimensions	Height x Width x Depth	mm	556 x 740 x 343	556 x 740 x 343	556 x 740 x 343	556 x 740 x 343	734 x 870 x 373	734 x 870 x 373	734 x 870 x 373
	Weight	kg	24	24	24	28	46	50	50
Electrical Details	Power Supply		1ph	1ph	1ph	1ph	1ph	1ph	1ph
	Maximum Input Current (MCA)	A	8.02	8.09	9.30	9.38	14.50	15.70	15.70
	Max Fuse Size	A	16	16	16	16	20	20	20
Interconnection Wiring	Core / Cable size		3+E / 1.5	3+E / 1.5	3+E / 1.5	3+E / 1.5	3+E / 1.5	3+E / 1.5	3+E / 1.5
Piping Connections	Liquid / Gas	inches (mm)	1/4 (6.4) / 3/8 (9.5)	1/4 (6.4) / 3/8 (9.5)	1/4 (6.4) / 3/8 (9.5)	1/4 (6.4) / 3/8 (9.5)	1/4 (6.4) / 1/2 (12.7)	1/4 (6.4) / 1/2 (12.7)	1/4 (6.4) / 1/2 (12.7)
Pipework	Maximum Length	m	20	20	20	20	30	30	30
	Maximum Vertical Rise	m	12	12	12	12	20	20	20
	Precharged to	m	10	10	10	10	10	10	10
	Additional Charge	g/m	20	20	20	20	20	20	20
	Holding Charge	kg	0.42	0.42	0.48	0.48	0.90	1.15	1.15
Sound Pressure (Cooling)	20-42 High / 50-71 Nominal	dBA	46	46	48	48	47	49	52
Sound Pressure (Heating)	20-42 High / 50-71 Nominal	dBA	47	47	48	48	49	49	52
Sound Power (Cooling)		dBA	60	60	61	61	61	63	66
Operating Range (Cooling)	Min / Max	°CDB	-10 / 48	-10 / 48	-10 / 48	-10 / 48	-10 / 48	-10 / 48	-10 / 48
Operating Range (Heating)	Min / Max	°CWB	-15 / 18	-15 / 18	-15 / 18	-15 / 18	-15 / 18	-15 / 18	-15 / 18
Air Flow Rate (Cooling)		m³/min	27.6	29.0	29.0	28.5	43.2	47.8	47.8

Trade Fan Coil Price	£118.00	£127.00	£148.00	£176.00	£216.00	£254.00	£323.00
Trade Condensing Unit Price	£355.00	£379.00	£439.00	£499.00	£551.00	£662.00	£842.00
Total System Price	£473.00	£506.00	£587.00	£675.00	£767.00	£916.00	£1,165.00

Notes & Features:

- All fan coils are supplied with infrared remote controller ARC470A1
- BRP069C47 comes with separate IR to enable WLAN connectivity
- Whisper-quiet in operation down to 20 dBA
- The unit's compact dimensions make it ideal for renovation projects, especially for above door installation
- Space-saving contemporary wall-mounted design

Built-in
Wi-Fi coming
soon (early
2025)

FAA-B / RZAG-N

Wall Mounted – Alpha



RZAG71-140N

Madoka
BRC1H52W



WI-FI ADAPTOR

AVAILABLE AS
AN OPTION

Accessories:

Accessory Ref	Description	Trade Price
BRP069C81	Wi-Fi adapter for use with Daikin ONECTA App	£111.00
BRC1H52W	Wired touch screen remote controller - White (Included as standard)	£123.00
BRC1H52S	Wired touch screen remote controller - Silver	£130.00
BRC1H52K	Wired touch screen remote controller - Black	£134.00
BRC7EA631	Wireless remote controller for class 71	£184.00
BRC7EA632	Wireless remote controller for class 100	£184.00
K.CGM	Condensing unit guard (1150 x 1150 x 650)	£453.00
K.CWBXL	Wall bracket (250kg, 660mm support arm)	£103.00
K.DT2	Condensate drip tray for use with K.CWBXL	£87.00
K.FF600S	Two flexi-feet (Standard 600mm x 185mm x 100mm) to mount the outdoor unit	£67.00
K.RSS	Wireless room mounted temperature sensor and receiver	£136.00
KLIC-DI_V2	KNX Interface for Sky Air and VRV systems	£284.00
KRCS01-4	Remote room mounted temperature sensor	£58.00
KRP4A53 and UK.FB2	Unit/group adaptor PCB for remote on/off, status indication and temperature setting	£131.00
RS-SE	Service and configuration tool for K.RSS	£140.00
RTD-10 and UK.FB2	Enhanced function PCB for Sky Air and VRV. Duty rotation, Lead Lag control and heating interlock	£356.00
RTD-20 and UK.FB2	Energy control PCB for Sky Air and VRV	£382.00
EKMBPP1 and UK.FB2	Modbus interface PCB for Sky Air and VRV	£285.00

Indoor Units			Single Phase		3 Phase	
			FAA71B	FAA100B	FAA71B	FAA100B
Capacity	UK Total Cooling	kW	7.76	10.85	7.76	10.85
	UK Sensible Cooling	kW	5.32	7.44	5.32	7.44
	Nominal Cooling	kW	6.8	9.5	6.8	9.5
	Nominal Heating	kW	7.5	10.8	7.5	10.8
Seasonal Efficiency (EN14825) COOLING	Energy Label		A++	A++	A++	A++
	Pdesign	kW	6.8	9.5	6.8	9.5
	SEER		6.58	6.42	6.58	6.42
	Annual Energy Consumption	kWh	362	518	362	518
Seasonal Efficiency (EN14825) HEATING	Energy Label		A+	A+	A+	A+
	Pdesign	kW	4.7	7.8	4.7	7.8
	SCOP		4.2	4.01	4.2	4.01
	Annual Energy Consumption	kWh	1567	2723	1567	2723
Air Flow Rate (Cooling)	High / Med / Low	m³/min	16.2 / 13.4 / 12.1	23.0 / 21.1 / 18.7	16.2 / 13.4 / 12.1	23.0 / 21.1 / 18.7
Dimensions	Height	mm	290	340	290	340
	Width	mm	1050	1200	1050	1200
	Depth	mm	269	262	269	262
Weight		kg	14	18	14	18
Sound Pressure (Cooling)	High / Med / Low	dBA	45 / 42 / 40	49 / 45 / 41	45 / 42 / 40	49 / 45 / 41
Sound Pressure (Heating)	High / Med / Low	dBA	45 / 42 / 40	49 / 45 / 41	45 / 42 / 40	49 / 45 / 41
Sound Power (Cooling)		dBA	61	65	61	65

Outdoor Units			RZAG71NV1	RZAG100NV1	RZAG71NY1	RZAG100NY1
Dimensions	Height x Width x Depth	mm	870 x 1100 x 460	870 x 1100 x 460	870 x 1100 x 460	870 x 1100 x 460
Weight		kg	81	85	81	85
Electrical Details	Power Supply		1ph	1ph	3ph	3ph
	Maximum Input Current (MCA) A		17.5	21.3	10.9	14.0
	Max Fuse Size	A	20	32	16	16
Interconnection Wiring	Core / Cable Size		3+E / 1.5	3+E / 1.5	3+E / 1.5	3+E / 1.5
Piping Connections	Liquid / Gas	inches (mm)	3/8 (9.5) / 5/8 (15.9)	3/8 (9.5) / 5/8 (15.9)	3/8 (9.5) / 5/8 (15.9)	3/8 (9.5) / 5/8 (15.9)
Pipework	Maximum Length	m	55	85	55	85
	Maximum Vertical Rise	m	30	30	30	30
	Precharged to	m	40	40	40	40
	Additional charge	g/m	35	35	35	35
	Holding charge	kg	3.2	3.2	3.2	3.2
Sound Pressure (Cooling)	Nom / Night Quiet	dBA	46 / 44	47 / 45	46 / 44	47 / 45
Sound Pressure (Heating)	Nom / Night Quiet	dBA	48 / 44	50 / 45	48 / 44	50 / 45
Sound Power (Cooling)		dBA	64	66	64	66
Operating Range (Cooling)	Min / Max	°CDB	-20 / 52	-20 / 52	-20 / 52	-20 / 52
Operating Range (Heating)	Min / Max	°CWB	-20 / 18	-20 / 18	-20 / 18	-20 / 18
Air Flow Rate (Cooling)	Nominal	m³/min	68.0	67.0	68.0	67.0

Indoor Unit Trade Price (Includes: BRC1H52W)	£1,148.00	£1,240.00	£1,148.00	£1,240.00
Condensing Unit Trade Price	£1,815.00	£2,303.00	£1,870.00	£2,410.00
Total System Price	£2,963.00	£3,543.00	£3,018.00	£3,650.00

For Comms Rooms & Duty Rotation see page 77 - 78

Notes & Features:

- Three fan speed
- Automatic airflow volume control based on difference between set and room temperature
- Dry programme: reduces humidity in the room
- Comms, computer and server room cooling with EDP settings (Alpha only)



FAA-B / RZASG-M

Wall Mounted – Advance



Accessories:

Accessory Ref	Description	Trade Price
BRP069C81	Wi-Fi adapter for use with Daikin ONECTA App	£111.00
BRC1H52W	Wired touch screen remote controller - White (Included as standard)	£123.00
BRC1H52S	Wired touch screen remote controller - Silver	£130.00
BRC1H52K	Wired touch screen remote controller - Black	£134.00
BRC7EA631	Wireless remote controller for class 71	£184.00
BRC7EA632	Wireless remote controller for class 100	£184.00
K.CGM	Condensing unit guard (1150 x 1150 x 650)	£453.00
K.CWBXL	Wall bracket (250kg, 660mm support arm)	£103.00
K.DT2	Condensate drip tray for use with K.CWBXL	£87.00
K.FF600S	Two flexi-feet (Standard 600mm x 185mm x 100mm) to mount the outdoor unit	£67.00
K.RSS	Wireless room mounted temperature sensor and receiver	£136.00
KLIC-DI_V2	KNX Interface for Sky Air and VRV systems	£284.00
KRCS01-4	Remote room mounted temperature sensor	£58.00
KRP4A53 and UK.FB2	Unit/group adaptor PCB for remote on/off, status indication and temperature setting	£131.00
RS-SE	Service and configuration tool for K.RSS	£140.00
RTD-10 and UK.FB2	Enhanced function PCB for Sky Air and VRV. Duty rotation, Lead Lag control and heating interlock	£356.00
RTD-20 and UK.FB2	Energy control PCB for Sky Air and VRV	£382.00
EKMBPP1 and UK.FB2	Modbus interface PCB for Sky Air and VRV	£285.00

Indoor Units			Single Phase		3 Phase
			FAA71B	FAA100B	FAA100B
Capacity	UK Total Cooling	kW	7.28	10.8	10.8
	UK Sensible Cooling	kW	4.99	7.44	7.44
	Nominal Cooling	kW	6.8	9.5	9.5
	Nominal Heating	kW	7.5	10.8	10.8
Seasonal Efficiency (EN14825) COOLING	Energy Label		A++	A+	A+
	Pdesign	kW	6.8	9.5	9.5
	SEER		6.41	5.83	5.83
	Annual Energy Consumption	kWh	371	570	570
Seasonal Efficiency (EN14825) HEATING	Energy Label		A	A	A
	Pdesign	kW	4.5	6.0	6.0
	SCOP		3.9	3.85	3.85
	Annual Energy Consumption	kWh	1615	2182	2182
Air Flow Rate (Cooling)	High / Med / Low	m ³ /min	23.0 / 21.1 / 18.7	16.2 / 13.4 / 12.1	23.0 / 21.1 / 18.7
Dimensions	Height	mm	290	340	340
	Width	mm	1050	1200	1200
	Depth	mm	269	262	262
Weight		kg	14	18	18
Sound Pressure (Cooling)	High / Med / Low	dBA	45 / 42 / 40	49 / 45 / 41	49 / 45 / 41
Sound Pressure (Heating)	High / Med / Low	dBA	45 / 42 / 40	49 / 45 / 41	49 / 45 / 41
Sound Power (Cooling)		dBA	61	65	65

Outdoor Units			RZASG71MV1	RZASG100MV1	RZASG100MY1
Dimensions	Height x Width x Depth	mm	770 x 900 x 320	990 x 940 x 320	990 x 940 x 320
Weight		kg	60	70	70
Electrical Details	Power Supply		1ph	1ph	3ph
	Maximum Input Current (MCA) A		17.4	21.7	14.4
	Max Fuse Size	A	20	25	16
Interconnection Wiring	Core / Cable Size		3+E / 1.5	3+E / 1.5	3+E / 1.5
Piping Connections	Liquid / Gas	inches (mm)	3/8 (9.5) / 5/8 (15.9)	3/8 (9.5) / 5/8 (15.9)	3/8 (9.5) / 5/8 (15.9)
Pipework	Maximum Length	m	50	50	50
	Maximum Vertical Rise	m	30	30	30
	Precharged to	m	30	30	30
	Additional charge	g/m	35	35	35
	Holding charge	kg	2.45	2.60	2.60
Sound Pressure (Cooling)	Nom / Night Quiet	dBA	46 / 42	53 / 44	53 / 44
Sound Pressure (Heating)	Nom / Night Quiet	dBA	47 / 42	57 / 44	57 / 44
Sound Power (Cooling)		dBA	65	70	70
Operating Range (Cooling)	Min / Max	°CDB	-15 / 46	-15 / 46	-15 / 46
Operating Range (Heating)	Min / Max	°CWB	-15 / 15.5	-15 / 15.5	-15 / 15.5
Air Flow Rate (Cooling)	Nominal	m ³ /min	56.0	69.0	69.0

Indoor Unit Trade Price (Includes: BRC1H52W)	£1,148.00	£1,240.00	£1,240.00
Condensing Unit Trade Price	£1,250.00	£1,729.00	£1,783.00
Total System Price	£2,398.00	£2,969.00	£3,023.00


Notes & Features:

- Three fan speed
- Automatic airflow volume control based on difference between set and room temperature
- Dry programme: reduces humidity in the room
- Comms, computer and server room cooling with EDP settings (Alpha only)



RZASG71M

RZASG100M



WI-FI ADAPTOR

AVAILABLE AS
AN OPTION

FAA-B / AZAS-M / ARXM-A

Wall Mounted – Active



Accessories:

Accessory Ref	Description	Trade Price
BRP069C81	Wi-Fi adapter for use with Daikin ONECTA App	£111.00
BRC1H52W	Wired touch screen remote controller - White (Included as standard)	£123.00
BRC1H52S	Wired touch screen remote controller - Silver	£130.00
BRC1H52K	Wired touch screen remote controller - Black	£134.00
BRC7EA631	Wireless remote controller for class 71	£184.00
BRC7EA632	Wireless remote controller for class 100	£184.00
K.CGL	Condensing unit guard (1450 x 1150 x 650)	£541.00
K.CGM	Condensing unit guard (1150 x 1150 x 650)	£453.00
K.CWB140-2	Wall bracket (140kg, 540mm support arm)	£67.00
K.CWB90-2	Wall bracket (90kg, 500mm support arm)	£51.00
K.DT1	Condensate drip tray for use with K.CWB90-2	£79.00
K.DT2	Condensate drip tray for use with K.CWB140-2	£87.00
K.FF600S	Two flexi-feet (Standard 600mm x 185mm x 100mm) to mount the outdoor unit	£67.00
K.RSS	Wireless room mounted temperature sensor and receiver	£136.00
KLIC-DI_V2	KNX Interface for Sky Air and VRV systems	£284.00
KRCS01-4	Remote room mounted temperature sensor	£58.00
KRP4A53 and UK.FB2	Unit/group adaptor PCB for remote on/off, status indication and temperature setting	£131.00
RS-SE	Service and configuration tool for K.RSS	£140.00
RTD-10 and UK.FB2	Enhanced function PCB for Sky Air and VRV. Duty rotation, Lead Lag control and heating interlock	£356.00
RTD-20 and UK.FB2	Energy control PCB for Sky Air and VRV	£382.00
EKMBPP1 and UK.FB2	Modbus interface PCB for Sky Air and VRV	£285.00

Indoor Units			Single Phase		3 Phase
			FAA71B	FAA100B	FAA100B
Capacity	UK Total Cooling	kW	6.65	10.80	10.80
	UK Sensible Cooling	kW	4.15	7.44	7.44
	Nominal Cooling	kW	6.8	9.5	9.5
	Nominal Heating	kW	7.5	10.8	10.8
Seasonal Efficiency (EN14825) COOLING	Energy Label		A+	A+	A+
	Pdesign	kW	6.8	9.5	9.5
	SEER		5.77	5.67	5.67
	Annual Energy Consumption	kWh	412	586	586
Seasonal Efficiency (EN14825) HEATING	Energy Label		A	A	A
	Pdesign	kW	4.5	6.0	6.0
	SCOP		3.81	3.81	3.81
	Annual Energy Consumption	kWh	1652	2205	2205
Air Flow Rate (Cooling)	High / Med / Low	m³/min	23.0 / 21.1 / 18.7	16.2 / 13.4 / 12.1	23.0 / 21.1 / 18.7
Dimensions	Height	mm	290	340	340
	Width	mm	1050	1200	1200
	Depth	mm	269	262	262
Weight		kg	14	18	18
Sound Pressure (Cooling)	High / Med / Low	dBA	45 / 42 / 40	49 / 45 / 41	49 / 45 / 41
Sound Pressure (Heating)	High / Med / Low	dBA	45 / 42 / 40	49 / 45 / 41	49 / 45 / 41
Sound Power (Cooling)		dBA	61	65	65

Outdoor Units			ARXM71A	AZAS100MV	AZAS100MY
Dimensions	Height x Width x Depth	mm	734 x 954 x 401	990 x 940 x 320	990 x 940 x 320
Weight		kg	49	72	72
Electrical Details	Power Supply		1ph	1ph	3ph
	Maximum Input Current (MCA) A		14.93	21.7	14.4
	Max Fuse Size	A	16	25	16
Interconnection Wiring	Core / Cable Size		3+E / 1.5	3+E / 1.5	3+E / 1.5
Piping Connections	Liquid / Gas	inches (mm)	3/8 (9.5) / 5/8 (15.9)	3/8 (9.5) / 5/8 (15.9)	3/8 (9.5) / 5/8 (15.9)
Pipework	Maximum Length	m	30	30	30
	Maximum Vertical Rise	m	20	30	30
	Precharged to	m	10	30	30
	Additional charge	g/m	35	N/A	N/A
	Holding charge	kg	1.15	2.60	2.60
Sound Pressure (Cooling)	Nom / Night Quiet	dBA	52	53/44	53/44
Sound Pressure (Heating)	Nom / Night Quiet	dBA	52	57/44	57/44
Sound Power (Cooling)		dBA	65	70	70
Operating Range (Cooling)	Min / Max	°CDB	-10/46	-10/46	-10/46
Operating Range (Heating)	Min / Max	°CWB	-15/18	-15/15.5	-15/15.5
Air Flow Rate (Cooling)	Nominal	m³/min	46.6	69.0	69.0

Indoor Unit Trade Price (Includes: BRC1H52W)	£1,148.00	£1,240.00	£1,240.00
Condensing Unit Trade Price	£1,089.00	£1,338.00	£1,412.00
Total System Price	£2,237.00	£2,578.00	£2,652.00

Notes & Features:

- Three fan speed
- Automatic airflow volume control based on difference between set and room temperature
- Dry programme: reduces humidity in the room
- Now with extended operating range (cooling) down to -10°C



ARXM71A

AZAS100M



Madoka
BRC1H52W



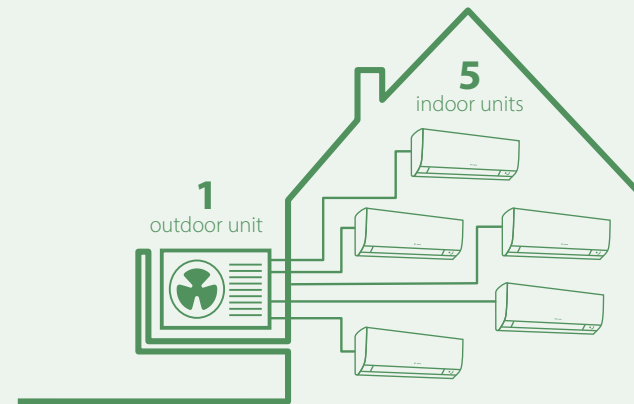
onecta

WI-FI ADAPTOR

**AVAILABLE AS
AN OPTION**

Daikin Multi Split Systems

An economical all-in-one system that offers cooling, heating and hot water for all year round comfort.



Connecting up to five indoor units to one multi outdoor unit

1. Flexibility

There are many benefits to choosing a Daikin Multi Split system:



Up to **five indoor** units connectable to **only one outdoor** unit



A **wide variety** of connectable indoor units to choose from our split and Sky Air series



Are you planning an additional indoor unit later on? Choose an outdoor unit with higher capacity **now**, and simply connect the indoor unit **later**.



Every single indoor unit can be **regulated separately**



Use **low capacity** indoor units specially designed for small rooms which can only be connected to a multi split system

2. Efficiency

The highly efficient inverter-driven compressors only produce the necessary capacity based on the number of indoor units that are switched on. With efficiencies up to A+++* in heating, high energy savings are achieved.

up to
A+++
in heating

up to
A+++
in cooling

*Perfera C/FTXM-A in combination with 3MXM52A(9)

3. Easy installation, piping and wiring

The Multi Split systems are easy to install. Only one outdoor unit is required to connect to different indoor units. With a level difference of up to 15m between outdoor and indoor units, maximum pipe runs of 75m are possible. To prevent a mismatch of the wiring and the piping, the Multi split has a wiring error check.

4. Limited mounting space and low sound

The multi split outdoor unit is compact and can be installed on the floor or against the wall. The sound pressure is as low as 46dB(A) depending on the model. The Night Quiet mode helps to reduce the operating sound at nighttime based on a preset schedule. Due to a specific software, the 2MXM40-50A9 and 3MXM40-52A9 can reduce the sound power by 6dB(A) if combined with Emura (FTXJ-AW/S/B), Stylish (FTXA-CW/S/B) or Perfera (FTXM-A) indoor units.

5. Control the units remotely

All indoor units are individually controlled by a remote control or via the Onecta app. The Daikin Onecta app enables scheduling, controlling and monitoring of each air-to-air heat pump unit as well as control and monitoring of the domestic hot water tank – via voice control. Onecta is compatible with Amazon Alexa and Google Assistant.



Multi +

Connectable	Wall mounted																		Floor Standing				Roundflow cassette	Fully flat cassette			Concealed ceiling						Ceiling suspended	Concealed floor standing										
Indoor Units	FTXJ-AW/S/B					C/FTXA-CW/S/B					C/FTXM-A(9)					FTXP-N9				C/FVXM-A9				FCAG-B		FFA-A9			FDXM-F9			FBA-A9			FHA-A9		FNA-A9							
4MWXM52A9	20	25	35	42	50	15	20	25	35	42	50	15	20	25	35	42	50	20	25	35	50	20	25	35	50	35	50	25	35	50	25	35	50	35	50	60	71	35	50	25	35	50		
	●	●	●	●	●	●	●	●	●	●	●	●	●	●	●	●	●	●	●	●	●	●	●	●	●	●	●	●	●	●	●	●	●	●	●	●	●	●	●	●	●	●	●	●

You have to connect more than one indoor unit with an outdoor unit except for the FBA60A9 and FBA71A9

* Only one indoor unit connection allowed.

Only one system for domestic hot water + air conditioning

- New design outlook for outdoor unit
- Seasonal efficiency values up to A+++ in cooling and A++ for heating
- Wall mounted domestic hot water tank, available in 120l
- Up to three indoor units can be connected to one multi outdoor unit; all indoor units are individually controllable and do not need to be installed in the same room, or at the same time. They operate simultaneously within the same heating or cooling mode



EKHWETU-BV3



4MWXM-A9

NOTE:

- Wall hung tank always requires a pressure relief valve to be ordered separately via G3 Kit ref CKUHW18G3
- Wall hung tank may require reinforced walls due to full weight

Accessories:

Accessory Ref	Description	Trade Price
CKUHW18G3	G3 Kit for use with Multi+ DHW Tank	£199.00
EKPCCAB4	PC cable – to upload field settings from PC to unit	£277.00
K.CWB140-2	Wall bracket (140kg, 540mm support arm)	£67.00
K.DT2	Condensate drip tray for use with K.CWB140-2	£87.00
K.FF600S	Two flexi-feet (Standard) to mount the outdoor unit	£67.00
K.CGM	Condensing unit guard size (1150 x 1150 x 650)	£453.00

Domestic Hot Water Tank			EKHWETU120BV3	
Mounting			Wall	
Casing	Colour		White / Black	
	Material		Sheet metal / Acrylonitrile Butadiene Styrene	
Dimensions	Height x Width x Depth	mm	1283 x 510 x 570	
Weight	Empty	kg	47	
	Full Weight	kg	165	
Tank	Water Volume	l	118	
	Material		Enamel coated steel acc. DIN4753TL2	
	Maximum Water Temperature	°C	75	
	Maximum water pressure	bar	8	
	Heat Loss	kWh/24h	1.3	
	Energy efficiency class		A	
Heat Exchanger	Material		Aluminium	
	Operating Pressure	bar	42	
Booster Heater	Capacity	kW	1.2	
Piping Connections	Cold Water in	inches (mm)	1/2 (12.7)	
	Hot Water out	inches (mm)	1/2 (12.7)	

Condensing Unit Trade Price	£1,600.00
-----------------------------	-----------

Outdoor Units			4MWXM52A9	
Capacity	Nominal Cooling	kW	5.2	
	Nominal Heating	kW	6.8	
Dimensions	Height x Width x Depth	mm	734 x 974 x 401	
Weight		kg	60	
Electrical Details	Power Supply	Phase	1ph	
		Hz	50	
		V	220-240	
	Maximum Input Current (MCA)	A	14.59*	
	Max Fuse Size	A	20*	
Refrigerant Circuit	Refrigerant Type		R-32	
	Refrigerant Charge	kg	2.20	
Sound Pressure (Cooling)	Nominal	dBA	46	
Sound Power (Cooling)		dBA	63	
Piping Limits	Max. Length (OU- IU)	m	25	
	Max. Level Difference (IU- IU)	m	7.5	
	Max. Level Difference (IU- OU)	m	15	
	Total piping length (Actual)	m	50	
Piping Connections	Liquid	inches (mm)	4x 1/4 (6.4)	
	Gas	inches (mm)	2x 3/8 (9.5)	
			2x 1/2 (12.7)	
Operating range (Cooling)	Min / Max	°CDB	-10 / 46	
Operating range (Heating)	Min / Max	°CWB	-15 / 18	
Number of Connected Indoor Units			3	
Air Flow Rate (Cooling)	Nom	m3/min	0.700	

Condensing Unit Trade Price	£1,849.00
-----------------------------	-----------

*Only for wall mounted indoor units and floor units (FVXM-A9), otherwise MCA is 16.27A with MFA 20A

R-32 BLUEEVOLUTION

MXM-A9

Multi Series

Combinations



Multi Series R-32 Inverters offer the ability to connect up to five fan coils to one outdoor unit. With the MXM range it is possible to install indoor units throughout a house or small commercial premises and only use one outdoor unit. Each indoor unit will have its own controller and will be able to operate in heating and cooling modes.

Heating and cooling

Connectable Indoor Units	Wall mounted																	Floor Standing			Roundflow cassette			Fully flat cassette			Concealed ceiling			Ceiling suspended			Concealed floor standing																					
	FTXJ-AW/ S/B				C/FTXA-CW/S/B				C/FTXM-A(9)					FTXP-N9			C/FVXM-A9			FCAG-B			FFA-A9			FDXM-F9			FBA-A9			FHA-A9			FNA-A9																			
	20	25	35	42	50	15	20	25	35	42	50	15	20	25	35	42	50	60	71	20	25	35	20	25	35	50	35	50	60	25	35	50	60	25	35	50	60	35	50	60	35	50	60	25	35	50	60							
2MXM40A9	●	●	●			●	●	●	●			●	●	●	●					●	●	●	●	●	●						●	●																						
2MXM50A9	●	●	●	●	●	●	●	●	●	●	●	●	●	●	●	●	●	●		●	●	●	●	●	●	●					●	●	●		●	●	●																	
2MXM68A9	●	●	●	●	●	●	●	●	●	●	●	●	●	●	●	●	●	●		●	●	●	●	●	●	●	●	●	●	●	●	●	●	●	●	●	●	●	●	●	●	●	●	●	●	●	●	●						
3MXM40A9	●	●	●			●	●	●	●			●	●	●	●					●	●	●	●	●	●		●				●	●			●				●						●	●								
3MXM52A9	●	●	●	●	●	●	●	●	●	●	●	●	●	●	●	●	●	●		●	●	●	●	●	●	●	●	●	●			●	●	●		●	●	●		●	●	●	●	●	●	●	●	●	●					
3MXM68A9	●	●	●	●	●	●	●	●	●	●	●	●	●	●	●	●	●	●		●	●	●	●	●	●	●	●	●	●	●	●	●	●	●	●	●	●	●	●	●	●	●	●	●	●	●	●	●	●	●				
4MXM68A9	●	●	●	●	●	●	●	●	●	●	●	●	●	●	●	●	●	●		●	●	●	●	●	●	●	●	●	●	●	●	●	●	●	●	●	●	●	●	●	●	●	●	●	●	●	●	●	●	●	●			
4MXM80A9	●	●	●	●	●	●	●	●	●	●	●	●	●	●	●	●	●	●	●		●	●	●	●	●	●	●	●	●	●	●	●	●	●	●	●	●	●	●	●	●	●	●	●	●	●	●	●	●	●	●			
5MXM90A9	●	●	●	●	●	●	●	●	●	●	●	●	●	●	●	●	●	●	●		●	●	●	●	●	●	●	●	●	●	●	●	●	●	●	●	●	●	●	●	●	●	●	●	●	●	●	●	●	●	●	●		

Notes:

- 2MXM40-50A9 and 3MXM40-52A9 can reduce the sound power by 6dB(A) if combined with Emura (FTXJ-AW/S/B), Stylish (FTXA-CW/S/B) or Perfera (FTXM-A) indoor units
- It is not possible to combine the new Perfera Floor C/FVXM-A9 with MXM-A (or previous version N7/N9/M/M9) for capacities above 5,2 kW due to uncertain reliability.

Specifications

Outdoor Units			2MXM40A9	2MXM50A9	2MXM68A9	3MXM40A9	3MXM52A9	3MXM68A9	4MXM68A9	4MXM80A9	5MXM90A9
Capacity	Nominal Cooling	kW	4.0	5.0	6.8	4.0	5.2	6.8	6.8	8.0	9.0
	Nominal Heating	kW	4.2	5.6	8.6	4.6	6.8	8.6	8.6	9.6	10.0
Dimensions	Height x Width x Depth	mm	552 x 852 x 350	552 x 852 x 350	734 x 974 x 408	734 x 974 x 408	734 x 974 x 408	734 x 974 x 408	734 x 974 x 408	734 x 974 x 408	734 x 974 x 408
	Weight	kg	36	41	60	57	57	62	63	67	68
Electrical Details	Power Supply	Phase	1ph	1ph	1ph	1ph	1ph	1ph	1ph	1ph	1ph
		Hz	50	50	50	50	50	50	50	50	50
		V	220-240	220-240	220-240	220-240	220-240	220-240	220-240	220-240	220-240
	Maximum Input Current (MCA)	A	9.8	12.94	16.94	14.31	14.59	17.19	17.36	17.04	21.70
		Max Fuse Size	A	16	16	20	16	20	20	25	32
Refrigerant Circuit	Refrigerant Type		R-32	R-32	R-32	R-32	R-32	R-32	R-32	R-32	R-32
	Refrigerant Charge	kg	0.88	1.15	2.00	1.80	1.80	2.00	2.00	2.40	2.40
Sound Pressure (Cooling)	Nom	dBA	46	48	48	46	46	48	48	48	52
Sound Power (Cooling)		dBA	60	60	61	59	59	61	61	61	64
Piping Limits	Max. Length (OU- IU)	m	20	20	25	25	25	25	25	25	25
	Max. Level Difference (IU- IU)	m	7.5	7.5	7.5	7.5	7.5	7.5	7.5	7.5	7.5
	Max. Level Difference (IU- OU)	m	15	15	15	15	15	15	15	15	15
	Total piping length (Actual)	m	30	30	50	50	50	50	60	70	75
Piping Connections	Liquid	inches (mm)	2x 1/4 (6.4)	2x 1/4 (6.4)	2x 1/4 (6.4)	3x 1/4 (6.4)	3x 1/4 (6.4)	3x 1/4 (6.4)	4x 1/4 (6.4)	4x 1/4 (6.4)	5x 1/4 (6.4)
	Gas	inches (mm)	2x 3/8 (9.5)	1x 3/8 (9.5)	1x 3/8 (9.5)	1x 3/8 (9.5)	1x 3/8 (9.5)	1x 3/8 (9.5)	2x 3/8 (9.5)	1x 3/8 (9.5)	2x 3/8 (9.5)
				1x 1/2 (12.7)	1x 1/2 (12.7)	2x 1/2 (12.7)	2x 1/2 (12.7)	2x 1/2 (12.7)	2x 1/2 (12.7)	2x 5/8 (15.9)	2x 5/8 (15.9)
Operating range (Cooling) Min / Max		°CDB	-10 / 46	-10 / 46	-10 / 46	-10 / 46	-10 / 46	-10 / 46	-10 / 46	-10 / 46	-10 / 46
Operating range (Heating) Min / Max		°CWB	-15 / 18	-15 / 18	-15 / 18	-15 / 18	-15 / 18	-15 / 18	-15 / 18	-15 / 18	-15 / 18
Number of Connected Indoor Units			2	2	2	3	3	3	4	4	5
Air Flow Rate (Cooling) Nom		m³/min	33.0	34.0	42.5	42.0	42.0	42.5	42.5	45.2	49.0
Condensing Unit Trade Price			£1,520.00	£1,682.00	£2,017.00	£1,585.00	£1,761.00	£2,494.00	£2,688.00	£3,027.00	£3,259.00

Accessories:

Accessory Ref	Description	Trade Price
K.CWB140-2	Wall bracket (140kg, 540mm support arm)	£67.00
K.CWB90-2	Wall bracket (90kg, 500mm support arm)	£51.00
K.DT1	Condensate drip tray for use with K.CWB90-2	£79.00
K.DT2	Condensate drip tray for use with K.CWB140-2	£87.00
K.FF600S	Two flexi-feet (Standard 600mm x 185mm x 100mm) to mount the outdoor unit	£67.00
K.CGM	Condensing unit guard size (1150 x 1150 x 650)	£453.00
K.CGL	Condensing unit guard size (1450 x 1150 x 650)	£541.00

Multi Split Fan Coils

Multi Split Selection Tool



Select and configure your Multi Split System now



Watch short video



Full range of connectable Indoor unit specification details are available in the commercial price book only, includes the cassettes and ceiling suspended, which are typically used in commercial environments.

Features:

- Quick and easy selection in 7 steps
- Adjust design conditions
- Manage project portfolios
- Create reports with technical and commercial information
- Requires Daikin Single Sign-on ID

Emura Wall Mounted Fan Coil Units	FTXJ20AW	FTXJ25AW	FTXJ35AW	FTXJ42AW	FTXJ50AW	FTXJ20AB	FTXJ25AB	FTXJ35AB	FTXJ42AB	FTXJ50AB	FTXJ20AS	FTXJ25AS	FTXJ35AS	FTXJ42AS	FTXJ50AS
Trade Fan Coil Unit Price	£435.00	£457.00	£513.00	£580.00	£676.00	£477.00	£502.00	£563.00	£636.00	£744.00	£518.00	£545.00	£611.00	£689.00	£805.00



Stylish Wall Mounted Fan Coil Units	CTXA 15CW	FTXA 20CW	FTXA 25CW	FTXA 35CW	FTXA 42CW	FTXA 50CW	CTXA 15CB	FTXA 20CB	FTXA 25CB	FTXA 35CB	FTXA 42CB	FTXA 50CB
Trade Fan Coil Unit Price	£365.00	£413.00	£436.00	£489.00	£552.00	£644.00	£399.00	£454.00	£478.00	£537.00	£606.00	£707.00



Stylish Wall Mounted Fan Coil Units	CTXA 15CS	FTXA 20CS	FTXA 25CS	FTXA 35CS	FTXA 42CS	FTXA 50CS
Trade Fan Coil Unit Price	£436.00	£493.00	£519.00	£582.00	£657.00	£768.00



Wall Mounted Perfera Wall Fan Coil Units	CTXM15A	FTXM20A	FTXM25A	FTXM35A	FTXM42A	FTXM50A	FTXM60A	FTXM71A
Trade Fan Coil Unit Price	£210.00	£217.00	£234.00	£267.00	£300.00	£414.00	£421.00	£561.00



Wall Mounted Comfora Fan Coil Units	FTXP20N9	FTXP25N9	FTXP35N9
Trade Fan Coil Unit Price	£158.00	£177.00	£199.00



Perfera Floor Standing Units	CVX-M20A9*	FVX-M25A9	FVX-M35A9	FVX-M50A9
Trade Fan Coil Unit Price	£764.00	£821.00	£886.00	£968.00

*only combinable with MXM-A9 multi split outdoor units



Compact Roundflow Cassette Fan Coil Units	FCAG35B	FCAG50B	FCAG60B
Trade Fan Coil Unit Price	£1,052.00	£1,073.00	£1,139.00



600 x 600 Fully Flat Cassette Fan Coil Units	FFA25A9	FFA35A9	FFA50A9	FFA60A9
Trade Fan Coil Unit Price	£982.00	£1,071.00	£1,178.00	£1,243.00

Ceiling Suspended Fan Coil Units	FHA35A9	FHA50A9	FHA60A9
Trade Fan Coil Unit Price	£1,021.00	£1,107.00	£1,214.00



Concealed Ceiling Fan Coil Units	FBA35A9	FBA50A9	FBA60A9
Trade Fan Coil Unit Price	£793.00	£835.00	£921.00



Slim Concealed Ceiling Fan Coil Units	FDXM25F9	FDXM35F9	FDXM50F9	FDXM60F9
Trade Fan Coil Unit Price	£611.00	£681.00	£737.00	£808.00



Concealed Floor Standing Units	FNA25A9	FNA35A9	FNA50A9	FNA60A9
Trade Fan Coil Unit Price	£629.00	£775.00	£902.00	£990.00



Notes:

- Accessories for fan coils - refer to pair system pages
- All fan coil units standard with auto restart after power failure
- All fan coil units supplied as standard with remote controller
- FDXM-F9 fan coil units supplied as standard with air filter
- One wifi adaptor per fan coil for online control



FCAG-B / RZAG-B

Compact Roundflow Cassette – Mini Sky Air



Accessories:

Accessory Ref	Description	Trade Price
BYCQ140E	Decoration panel - White (Included as standard)	£217.00
BYCQ140EB	Decoration panel - Black	£240.00
BRP069C82	Wi-Fi adapter for use with Daikin ONECTA App	£111.00
BRC1H52W	Wired touch screen remote controller - White (Included as standard)	£123.00
BRC1H52S	Wired touch screen remote controller - Silver	£130.00
BRC1H52K	Wired touch screen remote controller - Black	£134.00
BRC7FA532F	Wireless remote controller - White	£234.00
BRC7FA532FB	Wireless remote controller - Black	£234.00
BRYQ140B	Integral PIR sensor for roundflow decoration panel (for white panel)	£150.00
BRYQ140BB	Integral PIR sensor for roundflow decoration panel (for black panel)	£164.00
BYCQ140EGF	Auto Cleaning Deco Panel - White	£474.00
BYCQ140EGFB	Auto Cleaning Deco Panel - Black	£520.00
BYCQ140EW	Decoration Panel - Full White	£246.00
EWHR1	Extension wire - Required if Wifi Adaptor and Auto Cleaning panel are installed together	£13.00
K.CGM	Condensing unit guard (1150 x 1150 x 650)	£453.00
K.CWB90-2	Wall bracket (90kg, 500mm support arm)	£51.00
K.DT1	Condensate drip tray for use with K.CWB90-2	£79.00
K.FF600S	Two flexi-feet (Standard 600mm x 185mm x 100mm) to mount the outdoor unit	£67.00
SB.K.RSS_RFC	Wireless room mounted temperature sensor and receiver	£152.00
KDBHQ56B140	Sealing member for air discharge outlet	£137.00
KDDP55C160-1	Fresh air intake kit for up to 20% fresh air (Part 1)	£177.00
KDDP55D160-2	Fresh air intake kit for up to 20% fresh air (Part 2)	£178.00
KLIC-DL_V2	KNX Interface for Sky Air and VRV systems	£284.00
KRCS01-5B	Remote room mounted temperature sensor	£66.00
KRP4A53 and UK.FB2	Unit/group adaptor PCB for remote on/off, status indication and temperature setting	£131.00
RS-SE	Service and configuration tool for K.RSS	£140.00
RTD-10 and UK.FB2	Enhanced function PCB for Sky Air and VRV. Duty rotation, Lead Lag control and heating interlock	£356.00
RTD-20 and UK.FB2	Energy control PCB for Sky Air and VRV	£382.00
EKMBPP1 and UK.FB2	Modbus interface PCB for Sky Air and VRV	£285.00

Indoor Units			FCAG35B	FCAG50B	FCAG60B
Capacity	UK Total Cooling	kW	3.42	4.89	5.86
	UK Sensible Cooling	kW	2.53	3.26	3.78
	Nominal Cooling	kW	3.5	5.0	6.0
	Nominal Heating	kW	4.0	5.8	7.0
Seasonal Efficiency (EN14825) COOLING	Energy Label		A++	A++	A++
	Pdesign	kW	3.5	5.0	5.7
	SEER		7.30	6.80	6.60
Seasonal Efficiency (EN14825) HEATING	Energy Label		A+	A+	A+
	Pdesign	kW	3.3	4.30	4.60
	SCOP		4.30	4.30	4.25
Air Flow Rate (Cooling)	High / Med / Low	m ³ /min	12.9 / 10.6 / 8.8	14.6 / 11.8 / 9.4	14.9 / 12.2 / 9.6
Dimensions (with Decoration Panel)	Height	mm	204 (269)	204 (269)	204 (269)
	Width	mm	840 (950)	840 (950)	840 (950)
	Depth	mm	840 (950)	840 (950)	840 (950)
Weight (with Decoration Panel)		kg	18 (23.5)	19 (24.5)	19 (24.5)
Sound Pressure (Cooling)	High / Med / Low	dBA	31 / 29 / 27	31 / 29 / 27	33 / 31 / 28
Sound Pressure (Heating)	High / Med / Low	dBA	31 / 29 / 27	31 / 29 / 27	33 / 31 / 28
Sound Power (Cooling)		dBA	49	49	51

Outdoor Units			RZAG35B	RZAG50B	RZAG60B
Dimensions	Height x Width x Depth	mm	734 x 870 x 373	734 x 870 x 373	734 x 870 x 373
Weight		kg	52	52	52
Electrical Details	Power Supply		1ph	1ph	1ph
	Maximum Input Current (MCA) A		13.42	13.47	15.39
	Max Fuse Size	A	16	16	20
Interconnection Wiring	Core / Cable Size		3+E / 1.5	3+E / 1.5	3+E / 1.5
Piping Connections	Liquid / Gas	inches (mm)	1/4 (6.4) / 3/8 (9.5)	1/4 (6.4) / 1/2 (12.7)	1/4 (6.4) / 1/2 (12.7)
Pipework	Maximum Length	m	50	50	50
	Maximum Vertical Rise	m	30	30	30
	Precharged to	m	30	30	30
	Additional charge	g/m	20	20	20
	Holding charge	kg	1.55	1.55	1.55
Sound Pressure (Cooling)	Nominal	dBA	48	49	50
Sound Pressure (Heating)	Nominal	dBA	48	49	50
Sound Power (Cooling)		dBA	62	63	64
Operating Range (Cooling)	Min / Max	°CDB	-20 / 52	-20 / 52	-20 / 52
Operating Range (Heating)	Min / Max	°CWB	-21 / 18	-21 / 18	-21 / 18
Air Flow Rate (Cooling)	Nominal	m ³ /min	55.1	55.1	55.1

Meets ETL criteria	●	●	●
--------------------	---	---	---

Indoor Unit Trade Price (Includes: BRC1H52W + BYCQ140E)	£1,052.00	£1,073.00	£1,139.00
Condensing Unit Trade Price	£1,148.00	£1,401.00	£1,535.00
Total System Price	£2,200.00	£2,474.00	£2,674.00



RZAG35-60B




WI-FI ADAPTOR

AVAILABLE AS AN OPTION

FCAG-B / RXM-A(9)

Compact Roundflow Cassette – Standard Inverter



Accessories:

Accessory Ref	Description	Trade Price
BYCQ140E	Decoration panel - White (Included as standard)	£217.00
BYCQ140EB	Decoration panel - Black	£240.00
BRP069C82	Wi-Fi adapter for use with Daikin ONECTA App	£111.00
BRC1H52W	Wired touch screen remote controller - White (Included as standard)	£123.00
BRC1H52S	Wired touch screen remote controller - Silver	£130.00
BRC1H52K	Wired touch screen remote controller - Black	£134.00
BRC7FA532F	Wireless remote controller - White	£234.00
BRC7FA532FB	Wireless remote controller - Black	£234.00
BRYQ140B	Integral PIR sensor for roundflow decoration panel (for white panel)	£150.00
BRYQ140BB	Integral PIR sensor for roundflow decoration panel (for black panel)	£164.00
BYCQ140EGF	Auto Cleaning Deco Panel - White	£474.00
BYCQ140EGFB	Auto Cleaning Deco Panel - Black	£520.00
BYCQ140EW	Decoration Panel - Full White	£246.00
EWHR1	Extension wire - Required if Wifi Adaptor and Auto Cleaning panel are installed together	£13.00
K.CGM	Condensing unit guard (1150 x 1150 x 650)	£453.00
K.CWB90-2	Condensing unit bracket - up to size 71, max weight 90kg of ODU	£51.00
K.DT1	Condensate drip tray for use with K.CWB90-2	£79.00
K.FF600S	Two flexi-feet (Standard 600mm x 185mm x 100mm) to mount the outdoor unit	£67.00
SB.K.RSS_RFC	Wireless room mounted temperature sensor and receiver	£152.00
KDBHQ56B140	Sealing member for air discharge outlet	£137.00
KDDP55C160-1	Fresh air intake kit for up to 20% fresh air (Part 1)	£177.00
KDDP55D160-2	Fresh air intake kit for up to 20% fresh air (Part 2)	£178.00
KLIC-DL_V2	KNX Interface for Sky Air and VRV systems	£284.00
KRCS01-5B	Remote room mounted temperature sensor	£66.00
KRP4A53 and UK.FB2	Unit/group adaptor PCB for remote on/off, status indication and temperature setting	£131.00
RS-SE	Service and configuration tool for K.RSS	£140.00
RTD-10 and UK.FB2	Enhanced function PCB for Sky Air and VRV. Duty rotation, Lead Lag control and heating interlock	£356.00
RTD-20 and UK.FB2	Energy control PCB for Sky Air and VRV	£382.00
EKMBPP1 and UK.FB2	Modbus interface PCB for Sky Air and VRV	£285.00

Indoor Units			FCAG35B	FCAG50B	FCAG60B
Capacity	UK Total Cooling	kW	3.32	4.89	5.57
	UK Sensible Cooling	kW	2.28	3.25	3.68
	Nominal Cooling	kW	3.4	5.0	5.7
	Nominal Heating	kW	4.2	6.0	7.0
Seasonal Efficiency (EN14825) COOLING	Energy Label		A++	A++	A++
	Pdesign	kW	3.5	5.0	5.7
	SEER		6.35	6.54	6.40
	Annual Energy Consumption	kWh	193	268	312
Seasonal Efficiency (EN14825) HEATING	Energy Label		A++	A+	A+
	Pdesign	kW	3.32	4.36	4.71
	SCOP		4.9	4.3	4.2
	Annual Energy Consumption	kWh	948	1418	1569
Air Flow Rate (Cooling)	High / Med / Low	m³/min	12.9 / 10.6 / 8.8	14.6 / 11.8 / 9.4	14.9 / 12.2 / 9.6
Dimensions (with Decoration Panel)	Height	mm	204 (269)	204 (269)	204 (269)
	Width	mm	840 (950)	840 (950)	840 (950)
	Depth	mm	840 (950)	840 (950)	840 (950)
Weight (with Decoration Panel)		kg	18 (23.5)	19 (24.5)	19 (24.5)
Sound Pressure (Cooling)	High / Med / Low	dBA	31 / 29 / 27	31 / 29 / 27	33 / 31 / 28
Sound Pressure (Heating)	High / Med / Low	dBA	31 / 29 / 27	31 / 29 / 27	33 / 31 / 28
Sound Power (Cooling)		dBA	49	49	51

Outdoor Units			RXM35A9	RXM50A9	RXM60A
Dimensions	Height x Width x Depth	mm	610 x 923 x 367	734 x 954 x 401	734 x 954 x 401
Weight		kg	36	49	49
Electrical Details	Power Supply		1ph	1ph	1ph
	Maximum Input Current (MCA) A		10.92	14.04	14.76
	Max Fuse Size	A	13	16	16
Interconnection Wiring	Core / Cable Size		3+E / 1.5	3+E / 1.5	3+E / 1.5
Piping Connections	Liquid / Gas	inches (mm)	1/4 (6.4) / 3/8 (9.5)	1/4 (6.4) / 1/2 (12.7)	1/4 (6.4) / 1/2 (12.7)
Pipework	Maximum Length	m	20	30	30
	Maximum Vertical Rise	m	15	20	20
	Precharged to	m	10	10	10
	Additional charge	g/m	20	20	20
	Holding charge	kg	0.95	1.10	1.15
Sound Pressure (Cooling)	Nominal	dBA	47	48	48
Sound Pressure (Heating)	Nominal	dBA	49	49	49
Sound Power (Cooling)		dBA	58	62	63
Operating Range (Cooling)	Min / Max	°CDB	-10 / 50	-10 / 50	-10 / 50
Operating Range (Heating)	Min / Max	°CWB	-21 / 18	-21 / 18	-21 / 18
Air Flow Rate (Cooling)	Nominal	m³/min	39.1	58.0	46.6
Meets ETL criteria				●	●

Indoor Unit Trade Price (Includes: BRC1H52W + BYCQ140E)	£1,052.00	£1,073.00	£1,139.00
Condensing Unit Trade Price	£777.00	£974.00	£1,037.00
Total System Price	£1,829.00	£2,047.00	£2,176.00




RXM60A





FCAHG-H / RZAG-N

High COP Roundflow Cassette – Alpha



Accessories:

Accessory Ref	Description	Trade Price
BYCQ140E	Decoration panel - White (Included as standard)	£217.00
BYCQ140EB	Decoration panel - Black	£240.00
BRP069C82	Wi-Fi adapter for use with Daikin ONECTA App	£111.00
BRC1H52W	Wired touch screen remote controller - White (Included as standard)	£123.00
BRC1H52S	Wired touch screen remote controller - Silver	£130.00
BRC1H52K	Wired touch screen remote controller - Black	£134.00
BRC7FA532F	Wireless remote controller (for white panel)	£234.00
BRC7FA532FB	Wireless remote controller (for black panel)	£234.00
BRYQ140B	Integral PIR sensor for roundflow decoration panel (for white panel)	£150.00
BRYQ140BB	Integral PIR sensor for roundflow decoration panel (for black panel)	£164.00
BYCQ140EGF	Auto Cleaning Deco Panel - White	£474.00
BYCQ140EGFB	Auto Cleaning Deco Panel - Black	£520.00
BYCQ140EW	Decoration Panel - Full White	£246.00
EW HAR1	Extension wire - Required if Wifi Adaptor and Auto Cleaning panel are installed together	£13.00
K.CGM	Condensing unit guard (1150 x 1150 x 650)	£453.00
K.CWBXL	Wall bracket (250kg, 660mm support arm)	£103.00
K.DT2	Condensate drip tray for use with K.CWBXL	£87.00
K.FF600S	Two flexi-feet (Standard 600mm x 185mm x 100mm) to mount the outdoor unit	£67.00
SB.K.RSS_RFC	Wireless room mounted temperature sensor and receiver	£152.00
KDBHQ56B140	Sealing member for air discharge outlet	£137.00
KDDP55C160-1	Fresh air intake kit for up to 20% fresh air (Part 1)	£177.00
KDDP55D160-2	Fresh air intake kit for up to 20% fresh air (Part 2)	£178.00
KLIC-DL_V2	KNX Interface for Sky Air and VRV systems	£284.00
KRCS01-5B	Remote room mounted temperature sensor	£66.00
KRP4A53 and UK.FB2	Unit/group adaptor PCB for remote on/off, status indication and temperature setting	£131.00
RS-SE	Service and configuration tool for K.RSS	£140.00
RTD-10 and UK.FB2	Enhanced function PCB for Sky Air and VRV. Duty rotation, Lead Lag control and heating interlock	£356.00
RTD-20 and UK.FB2	Energy control PCB for Sky Air and VRV	£382.00
EKMBPP1 and UK.FB2	Modbus interface PCB for Sky Air and VRV	£285.00

Indoor Units			Single Phase				3 Phase			
			FCAHG71H	FCAHG100H	FCAHG125H	FCAHG140H	FCAHG71H	FCAHG100H	FCAHG125H	FCAHG140H
Capacity	UK Total Cooling	kW	7.76	10.85	13.6	14.93	7.76	10.85	13.6	14.93
	UK Sensible Cooling	kW	5.32	7.44	9.30	10.25	5.32	7.44	9.30	10.25
	Nominal Cooling	kW	6.8	9.5	12.1	13.4	6.8	9.5	12.1	13.4
	Nominal Heating	kW	7.5	10.8	13.5	15.5	7.5	10.8	13.5	15.5
	SEER		6.8	9.5	12.1	13.4	6.8	9.5	12.1	13.4
Seasonal Efficiency (EN14825) COOLING	Energy Label		A++	A++	-	-	A++	A++	-	-
	Pdesign	kW	6.8	9.5	12.1	13.4	6.8	9.5	12.1	13.4
	SEER		7.90	7.70	8.02	7.93	7.90	7.70	8.02	7.93
	ηs,c	%	-	-	318	314	-	-	318	314
	Annual Energy Consumption	kWh	301	432	905	1014	301	432	905	1014
Seasonal Efficiency (EN14825) HEATING	Energy Label		A++	A++	-	-	A++	A++	-	-
	Pdesign	kW	4.70	9.52	9.52	9.52	4.70	9.52	9.52	9.52
	SCOP		4.61	4.75	4.53	4.44	4.61	4.75	4.53	4.44
	ηs,h	%	-	-	178	175	-	-	178	175
	Annual Energy Consumption	kWh	1427	2805	2942	3002	1427	2805	2942	3002
Air Flow Rate (Cooling)	High / Med / Low	m³/min	23.6 / 18.8 / 13.7	32.2 / 25.7 / 19.1	34.4 / 27.3 / 21.2	34.4 / 27.3 / 21.2	23.6 / 18.8 / 13.7	32.2 / 25.7 / 19.1	34.4 / 27.3 / 21.2	34.4 / 27.3 / 21.2
	Dimensions (with Decoration Panel)									
Dimensions (with Decoration Panel)	Height	mm	288 (353)	288 (353)	288 (353)	288 (353)	288 (353)	288 (353)	288 (353)	288 (353)
	Width	mm	840 (950)	840 (950)	840 (950)	840 (950)	840 (950)	840 (950)	840 (950)	840 (950)
	Depth	mm	840 (950)	840 (950)	840 (950)	840 (950)	840 (950)	840 (950)	840 (950)	840 (950)
Weight (with Decoration Panel)		kg	25 (30.5)	25 (30.5)	25 (30.5)	25 (30.5)	25 (30.5)	25 (30.5)	25 (30.5)	25 (30.5)
Sound Pressure (Cooling)	High / Med / Low	dBA	36 / 33 / 29	44 / 39 / 33	45 / 40 / 35	45 / 41 / 37	36 / 33 / 29	44 / 39 / 33	45 / 40 / 35	45 / 41 / 37
Sound Pressure (Heating)	High / Med / Low	dBA	36 / 33 / 29	44 / 39 / 33	45 / 40 / 35	45 / 41 / 37	33 / 31 / 28	44 / 39 / 33	45 / 40 / 35	45 / 41 / 37
Sound Power (Cooling)		dBA	53	61	61	61	53	61	61	61

Outdoor Units			RZAG71NV1	RZAG100NV1	RZAG125NV1	RZAG140NV1	RZAG71NY1	RZAG100NY1	RZAG125NY1	RZAG140NY1
Dimensions	Height x Width x Depth	mm	870 x 1100 x 460	870 x 1100 x 460	870 x 1100 x 460	870 x 1100 x 460	870 x 1100 x 460	870 x 1100 x 460	870 x 1100 x 460	870 x 1100 x 460
Weight		kg	81	85	95	95	81	85	95	95
Electrical Details	Power Supply	1ph	1ph	1ph	1ph	1ph	3ph	3ph	3ph	3ph
	Maximum Input Current (MCA) A		17.7	22.2	27.5	27.5	11.1	14.9	15.0	15.0
	Max Fuse Size	A	20	32	32	32.0	16.0	16.0	16.0	16.0
Interconnection Wiring	Core / Cable Size		3+E / 1.5	3+E / 1.5	3+E / 1.5	3+E / 1.5	3+E / 1.5	3+E / 1.5	3+E / 1.5	3+E / 1.5
Piping Connections	Liquid / Gas	inches (mm)	3/8 (9.5) / 5/8 (15.9)	3/8 (9.5) / 5/8 (15.9)	3/8 (9.5) / 5/8 (15.9)	3/8 (9.5) / 5/8 (15.9)	3/8 (9.5) / 5/8 (15.9)	3/8 (9.5) / 5/8 (15.9)	3/8 (9.5) / 5/8 (15.9)	3/8 (9.5) / 5/8 (15.9)
	Pipework									
Pipework	Maximum Length	m	55	85	85	85	55	85	85	85
	Maximum Vertical Rise	m	30	30	30	30	30	30	30	30
	Precharged to	m	40	40	40	40	40	40	40	40
	Additional charge	g/m	35	35	35	35	35	35	35	35
	Holding charge	kg	3.2	3.2	3.7	3.7	3.2	3.2	3.7	3.7
Sound Pressure (Cooling)	Nom / Night Quiet	dBA	46 / 44	47 / 45	49 / 47	50 / 48	46 / 44	47 / 45	49 / 47	50 / 48
Sound Pressure (Heating)	Nom / Night Quiet	dBA	48 / 44	50 / 45	52 / 47	52 / 48	48 / 44	50 / 45	52 / 47	52 / 48
Sound Power (Cooling)		dBA	64	66	69	70	64	66	69	70
Operating Range (Cooling)	Min / Max	°CDB	-20 / 52	-20 / 52	-20 / 52	-20 / 52	-20 / 52	-20 / 52	-20 / 52	-20 / 52
Operating Range (Heating)	Min / Max	°CWB	-20 / 18	-20 / 18	-20 / 18	-20 / 18	-20 / 18	-20 / 18	-20 / 18	-20 / 18
Air Flow Rate (Cooling)	Nominal	m³/min	68.0	67.0	80.0	87.0	68.0	67.0	80.0	87.0
Meets ETL criteria			●	●	●	●	●	●	●	●
Indoor Unit Trade Price (Includes: BRC1H52W + BYCQ140E)			£1,205.00	£1,364.00	£1,489.00	£1,787.00	£1,205.00	£1,364.00	£1,489.00	£1,787.00
Condensing Unit Trade Price			£1,815.00	£2,303.00	£2,536.00	£2,894.00	£1,870.00	£2,410.00	£2,652.00	£3,048.00
Total System Price			£3,020.00	£3,667.00	£4,025.00	£4,681.00	£3,075.00	£3,774.00	£4,141.00	£4,835.00



RZAG71-140N



onecta

WI-FI ADAPTOR

AVAILABLE AS AN OPTION

FCAG-B / RZASG-M

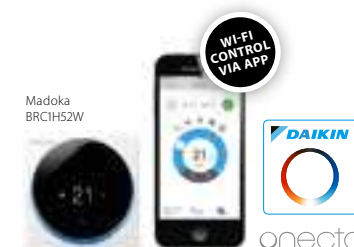
Compact Roundflow Cassette – Advance



Accessories:

Accessory Ref	Description	Trade Price
BYCQ140E	Decoration panel - White (Included as standard)	£217.00
BYCQ140EB	Decoration panel - Black	£240.00
BRP069C82	Wi-Fi adapter for use with Daikin ONECTA App	£111.00
BRC1H52W	Wired touch screen remote controller - White (Included as standard)	£123.00
BRC1H52S	Wired touch screen remote controller - Silver	£130.00
BRC1H52K	Wired touch screen remote controller - Black	£134.00
BRC7FA532F	Wireless remote controller (for white panel)	£234.00
BRC7FA532FB	Wireless remote controller (for black panel)	£234.00
BRYQ140B	Integral PIR sensor for roundflow decoration panel (for white panel)	£150.00
BRYQ140BB	Integral PIR sensor for roundflow decoration panel (for black panel)	£164.00
BYCQ140EGF	Auto Cleaning Deco Panel - White	£474.00
BYCQ140EGFB	Auto Cleaning Deco Panel - Black	£520.00
BYCQ140EW	Decoration Panel - Full White	£246.00
EWHAR1	Extension wire - Required if Wifi Adaptor and Auto Cleaning panel are installed together	£13.00
K.CGM	Condensing unit guard (1150 x 1150 x 650)	£453.00
K.CWBXL	Wall bracket (250kg, 660mm support arm)	£103.00
K.DT2	Condensate drip tray for use with K.CWBXL	£87.00
K.FF600S	Two flexi-feet (Standard 600mm x 185mm x 100mm) to mount the outdoor unit	£67.00
SB.K.RSS_RFC	Wireless room mounted temperature sensor and receiver	£152.00
KDBHQ56B140	Sealing member for air discharge outlet	£137.00
KDDP55C160-1	Fresh air intake kit for up to 20% fresh air (Part 1)	£177.00
KDDP55D160-2	Fresh air intake kit for up to 20% fresh air (Part 2)	£178.00
KLIC-DL_V2	KNX Interface for Sky Air and VRV systems	£284.00
KRCS01-5B	Remote room mounted temperature sensor	£66.00
KRP4A53 and UK.FB2	Unit/group adaptor PCB for remote on/off, status indication and temperature setting	£131.00
RS-SE	Service and configuration tool for K.RSS	£140.00
RTD-10 and UK.FB2	Enhanced function PCB for Sky Air and VRV. Duty rotation, Lead Lag control and heating interlock	£356.00
RTD-20 and UK.FB2	Energy control PCB for Sky Air and VRV	£382.00
EKMBP1 and UK.FB2	Modbus interface PCB for Sky Air and VRV	£285.00

Indoor Units			Single Phase				3 Phase		
			FCAG71B	FCAG100B	FCAG125B	FCAG140B	FCAG100B	FCAG125B	FCAG140B
Capacity	UK Total Cooling	kW	7.28	10.80	13.60	14.90	10.80	13.60	14.90
	UK Sensible Cooling	kW	4.99	7.44	9.30	10.25	7.44	9.30	10.25
	Nominal Cooling	kW	6.8	9.5	12.1	13.4	9.5	12.1	13.4
	Nominal Heating	kW	7.5	10.8	13.5	15.5	10.8	13.5	15.5
Seasonal Efficiency (EN14825) COOLING	Energy Label		A++	A++	-	-	A++	-	-
	Pdesign	kW	6.8	9.5	12.1	13.4	9.5	12.1	13.4
	SEER		6.47	6.55	5.76	6.53	6.55	5.76	6.53
	ηs,c	%	-	-	227	258	-	227	258
Seasonal Efficiency (EN14825) HEATING	Annual Energy Consumption	kWh	368	507	1261	1231	507	1261	1231
	Energy Label		A+	A+	-	-	A+	-	-
	Pdesign	kW	4.5	6.0	6.0	7.8	6.0	6.0	7.8
	SCOP		4.10	4.17	4.05	4.31	4.17	4.05	4.31
Air Flow Rate (Cooling)	ηs,h	%	-	-	159	169	-	159	169
	Annual Energy Consumption	kWh	1537	2016	2074	2534	2016	2074	2534
	High / Med / Low	m³/min	15.1 / 13.0 / 10.8	22.7 / 17.8 / 13.0	27.0 / 20.4 / 13.1	27.0 / 20.4 / 13.1	22.7 / 17.8 / 13.0	27.0 / 20.4 / 13.1	27.0 / 20.4 / 13.1
	Height	mm	204 (269)	246 (311)	246 (311)	246 (311)	246 (311)	246 (311)	246 (311)
Dimensions (with Decoration Panel)	Width	mm	840 (950)	840 (950)	840 (950)	840 (950)	840 (950)	840 (950)	840 (950)
	Depth	mm	840 (950)	840 (950)	840 (950)	840 (950)	840 (950)	840 (950)	840 (950)
Weight (with Decoration Panel)		kg	21 (26.5)	23 (28.5)	23 (28.5)	23 (28.5)	23 (28.5)	23 (28.5)	23 (28.5)
Sound Pressure (Cooling)	High / Med / Low	dBA	35 / 31 / 28	37 / 33 / 29	41 / 35 / 29	41 / 35 / 29	37 / 33 / 29	41 / 35 / 29	41 / 35 / 29
Sound Pressure (Heating)	High / Med / Low	dBA	33 / 31 / 28	37 / 33 / 29	41 / 35 / 29	41 / 35 / 29	37 / 33 / 29	41 / 35 / 29	41 / 35 / 29
Sound Power (Cooling)		dBA	51	54	58	58	54	58	58
Outdoor Units			RZASG71MV1	RZASG100MV1	RZASG125MV1	RZASG140MV1	RZASG100MY1	RZASG125MY1	RZASG140MY1
Dimensions	Height x Width x Depth	mm	770 x 900 x 320	990 x 940 x 320	990 x 940 x 320	990 x 940 x 320	990 x 940 x 320	990 x 940 x 320	990 x 940 x 320
Weight		kg	60	70	70	78	70	70	78
Electrical Details	Power Supply		1ph	1ph	1ph	1ph	3ph	3ph	3ph
	Maximum Input Current (MCA) A		17.4	21.5	27.8	27.0	14.2	14.6	14.6
	Max Fuse Size	A	20	25	32	32	16	16	16
Interconnection Wiring	Core / Cable Size		3+E / 1.5	3+E / 1.5	3+E / 1.5	3+E / 1.5	3+E / 1.5	3+E / 1.5	3+E / 1.5
Piping Connections	Liquid / Gas	inches (mm)	3/8 (9.5) / 5/8 (15.9)	3/8 (9.5) / 5/8 (15.9)	3/8 (9.5) / 5/8 (15.9)	3/8 (9.5) / 5/8 (15.9)	3/8 (9.5) / 5/8 (15.9)	3/8 (9.5) / 5/8 (15.9)	3/8 (9.5) / 5/8 (15.9)
Pipework	Maximum Length	m	50	50	50	50	50	50	50
	Maximum Vertical Rise	m	30	30	30	30	30	30	30
	Precharged to	m	30	30	30	30	30	30	30
	Additional charge	g/m	35	35	35	35	35	35	35
	Holding charge	kg	2.45	2.60	2.60	2.90	2.60	2.60	2.90
Sound Pressure (Cooling)	Nom / Night Quiet	dBA	46 / 42	53 / 44	53 / 44	54 / 44	53 / 44	53 / 44	54 / 44
Sound Pressure (Heating)	Nom / Night Quiet	dBA	47 / 42	57 / 44	57 / 44	57 / 44	57 / 44	57 / 44	57 / 44
Sound Power (Cooling)		dBA	65	70	71	73	70	71	73
Operating Range (Cooling)	Min / Max	°CDB	-15 / 46	-15 / 46	-15 / 46	-15 / 46	-15 / 46	-15 / 46	-15 / 46
Operating Range (Heating)	Min / Max	°CWB	-15 / 15.5	-15 / 15.5	-15 / 15.5	-15 / 15.5	-15 / 15.5	-15 / 15.5	-15 / 15.5
Air Flow Rate (Cooling)	Nominal	m³/min	56.0	69.0	71.0	76.0	69.0	71.0	76.0
Meets ETL criteria						●			●
Indoor Unit Trade Price (Includes: BRC1H52W + BYCQ140E)			£1,205.00	£1,364.00	£1,489.00	£1,787.00	£1,364.00	£1,489.00	£1,787.00
Condensing Unit Trade Price			£1,250.00	£1,729.00	£1,895.00	£2,109.00	£1,783.00	£1,954.00	£2,174.00
Total System Price			£2,455.00	£3,093.00	£3,384.00	£3,896.00	£3,147.00	£3,443.00	£3,961.00



onecta


WI-FI ADAPTOR

AVAILABLE AS AN OPTION



FCAG-B / AZAS-M / ARXM-A

Compact Roundflow Cassette – Active



Accessories:

Accessory Ref	Description	Trade Price
BYCQ140E	Decoration panel - White (Included as standard)	£217.00
BYCQ140EB	Decoration panel - Black	£240.00
BRP069C82	Wi-Fi adapter for use with Daikin ONECTA App	£111.00
BRC1H52W	Wired touch screen remote controller - White (Included as standard)	£123.00
BRC1H52S	Wired touch screen remote controller - Silver	£130.00
BRC1H52K	Wired touch screen remote controller - Black	£134.00
BRC7FA532F	Wireless remote controller - White	£234.00
BRC7FA532FB	Wireless remote controller - Black	£234.00
BRYQ140B	Integral PIR sensor for roundflow decoration panel (for white panel)	£150.00
BRYQ140BB	Integral PIR sensor for roundflow decoration panel (for black panel)	£164.00
BYCQ140EGF	Auto Cleaning Deco Panel - White	£474.00
BYCQ140EGFB	Auto Cleaning Deco Panel - Black	£520.00
BYCQ140EW	Decoration Panel - Full White	£246.00
EWHR1	Extension wire - Required if Wifi Adaptor and Auto Cleaning panel are installed together	£13.00
K.CGL	Condensing unit guard (1450 x 1150 x 650)	£541.00
K.CGM	Condensing unit guard (1150 x 1150 x 650)	£453.00
K.CWB90-2	Wall bracket (90kg, 500mm support arm)	£51.00
K.DT1	Condensate drip tray for use with K.CWB90-2	£79.00
K.FF600S	Two flexi-feet (Standard 600mm x 185mm x 100mm) to mount the outdoor unit	£67.00
SB.K.RSS_RFC	Wireless room mounted temperature sensor and receiver	£152.00
KDBHQ56B140	Sealing member for air discharge outlet	£137.00
KDDP55C160-1	Fresh air intake kit for up to 20% fresh air (Part 1)	£177.00
KDDP55D160-2	Fresh air intake kit for up to 20% fresh air (Part 2)	£178.00
KLIC-DL_V2	KNX Interface for Sky Air and VRV systems	£284.00
KRCS01-5B	Remote room mounted temperature sensor	£66.00
KRP4A53 and UK.FB2	Unit/group adaptor PCB for remote on/off, status indication and temperature setting	£131.00
RS-SE	Service and configuration tool for K.RSS	£140.00
RTD-10 and UK.FB2	Enhanced function PCB for Sky Air and VRV. Duty rotation, Lead Lag control and heating interlock	£356.00
RTD-20 and UK.FB2	Energy control PCB for Sky Air and VRV	£382.00
EKMBPP1 and UK.FB2	Modbus interface PCB for Sky Air and VRV	£285.00

Indoor Units			Single Phase				3 Phase		
			FCAG71B	FCAG100B	FCAG125B	FCAG140B	FCAG100B	FCAG125B	FCAG140B
Capacity	UK Total Cooling	kW	6.65	10.80	13.60	14.90	10.80	13.60	14.90
	UK Sensible Cooling	kW	4.15	7.44	9.30	10.25	7.44	9.30	10.25
	Nominal Cooling	kW	6.8	9.5	12.1	13.4	9.5	12.1	13.4
	Nominal Heating	kW	7.5	10.8	13.5	15.5	10.8	13.5	15.5
Seasonal Efficiency (EN14825) COOLING	Energy Label		A+	A++	-	-	A++	-	-
	Pdesign	kW	6.8	9.5	12.1	13.4	9.5	12.1	13.4
	SEER		5.87	6.10	5.60	6.20	6.10	5.60	6.20
	ηs,c	%	-	-	213	237	-	213	237
	Annual Energy Consumption	kWh	405	543	1292	1296	543	1292	1296
Seasonal Efficiency (EN14825) HEATING	Energy Label		A	A	-	-	A	-	-
	Pdesign	kW	4.5	6.0	6.0	7.8	6.0	6.0	7.8
	SCOP		4.00	3.85	3.80	4.31	3.85	3.80	4.31
	ηs,h	%	-	-	149	169	-	149	169
	Annual Energy Consumption	kWh	1575	2182	2211	2534	2182	2211	2534
Air Flow Rate (Cooling)	High / Med / Low	m³/min	15.1 / 13.0 / 10.8	22.7 / 17.8 / 13.0	27.0 / 20.4 / 13.1	27.0 / 20.4 / 13.1	22.7 / 17.8 / 13.0	27.0 / 20.4 / 13.1	27.0 / 20.4 / 13.1
Dimensions (with Decoration Panel)	Height	mm	204 (269)	246 (311)	246 (311)	246 (311)	246 (311)	246 (311)	246 (311)
	Width	mm	840 (950)	840 (950)	840 (950)	840 (950)	840 (950)	840 (950)	840 (950)
	Depth	mm	840 (950)	840 (950)	840 (950)	840 (950)	840 (950)	840 (950)	840 (950)
Weight (with Decoration Panel)			kg	21 (26.5)	23 (28.5)	23 (28.5)	23 (28.5)	23 (28.5)	23 (28.5)
Sound Pressure (Cooling)	High / Med / Low	dBA	35 / 31 / 28	37 / 33 / 29	41 / 35 / 29	41 / 35 / 29	37 / 33 / 29	41 / 35 / 29	41 / 35 / 29
Sound Pressure (Heating)	High / Med / Low	dBA	33 / 31 / 28	37 / 33 / 29	41 / 35 / 29	41 / 35 / 29	37 / 33 / 29	41 / 35 / 29	41 / 35 / 29
Sound Power (Cooling)		dBA	51	54	58	58	54	58	58

Outdoor Units			ARXM71A	AZAS100MV	AZAS125MV	AZAS140MV	AZAS100MY	AZAS125MY	AZAS140MY
Dimensions	Height x Width x Depth	mm	734 x 954 x 401	990 x 940 x 320	990 x 940 x 320	990 x 940 x 320	990 x 940 x 320	990 x 940 x 320	990 x 940 x 320
Weight		kg	49	72	72	79	72	72	79
Electrical Details	Power Supply		1ph	1ph	1ph	1ph	3ph	3ph	3ph
	Maximum Input Current (MCA) A		14.93	21.5	27.8	27	14.2	14.6	14.6
	Max Fuse Size A		16	25	32	32	16	16	16
Interconnection Wiring	Core / Cable Size		3+E / 1.5	3+E / 1.5	3+E / 1.5	3+E / 1.5	3+E / 1.5	3+E / 1.5	3+E / 1.5
Piping Connections	Liquid / Gas	inches (mm)	3/8 (9.5) / 5/8 (15.9)	3/8 (9.5) / 5/8 (15.9)	3/8 (9.5) / 5/8 (15.9)	3/8 (9.5) / 5/8 (15.9)	3/8 (9.5) / 5/8 (15.9)	3/8 (9.5) / 5/8 (15.9)	3/8 (9.5) / 5/8 (15.9)
Pipework	Maximum Length	m	30	30	30	30	30	30	30
	Maximum Vertical Rise	m	20	30	30	30	30	30	30
	Precharged to	m	10	30	30	30	30	30	30
	Additional charge	g/m	35	N/A	N/A	N/A	N/A	N/A	N/A
	Holding charge	kg	1.15	2.60	2.60	2.90	2.60	2.60	2.90
Sound Pressure (Cooling)	Nom / Night Quiet	dBA	52	53/44	53/44	54/44	53/44	53/44	54/44
Sound Pressure (Heating)	Nom / Night Quiet	dBA	52	57/44	57/44	57/44	57/44	57/44	57/44
Sound Power (Cooling)		dBA	65	70	71	73	70	71	73
Operating Range (Cooling)	Min / Max	°CDB	-10/46	-10/46	-10/46	-10/46	-10/46	-10/46	-10/46
Operating Range (Heating)	Min / Max	°CWB	-15/18	-15/15.5	-15/15.5	-15/15.5	-15/15.5	-15/15.5	-15/15.5
Air Flow Rate (Cooling)	Nominal	m³/min	46.6	69.0	71.0	76.0	69.0	71.0	76.0

Indoor Unit Trade Price (Includes: BRC1H52W + BYCQ140E)	£1,205.00	£1,364.00	£1,489.00	£1,787.00	£1,364.00	£1,489.00	£1,787.00
Condensing Unit Trade Price	£1,089.00	£1,338.00	£1,502.00	£1,682.00	£1,412.00	£1,583.00	£1,773.00
Total System Price	£2,294.00	£2,702.00	£2,991.00	£3,469.00	£2,776.00	£3,072.00	£3,560.00



ARXM71A

AZAS100-140M



WI-FI ADAPTOR

AVAILABLE AS AN OPTION

onecta


Fully Flat Cassette

FFA-A9 / FXZQ-A

Why choose the fully flat cassette?

- Unique in the market
- Discreet unit that blends well with the existing ceiling grid
- Highest efficiency in the market
- SEER/SCOP A++/A+
- Supports your BREEAM requirements
- Quietest unit of its size on the market
- Easy installation through a single ceiling tile with no overlap of surrounding tiles

To ensure perfect comfort, the fully flat cassette is fitted with two optional sensors linked to an advanced controller.



Choice between grey or white panel

Watch the Fully Flat Cassette Video



Intelligent controller can switch off the unit if no one is present or redirects air flow away from people



Detects temperature difference and redirects the air flow to ensure even temperature distribution



If the room is empty, the set temperature can be adjusted or the unit switched off, saving energy



Allows you to select individual louvres to adjust layout of the room



Can be installed fully flat into the ceiling, leaving only 8mm visible



Integrates easily into the 600 x 600 ceiling tile, enabling lights, speakers and sprinklers to be installed in adjoining tiles



FFA-A9 / RZAG-B

600x600 Fully Flat Cassette – Mini Sky Air



Accessories:

Accessory Ref	Description	Trade Price
BYFQ60CW	Fully Flat Cassette Decoration Panel - White (Included as standard)	£304.00
BRP069C81	Wi-Fi adapter for use with Daikin ONECTA App	£111.00
BRC1H52W	Wired touch screen remote controller - White (Included as standard)	£123.00
BRC1H52S	Wired touch screen remote controller - Silver	£130.00
BRC1H52K	Wired touch screen remote controller - Black	£134.00
BDBHQ44C60	Sealing member for decoration panel FFA,FXZQ	£138.00
BRC7EB530W	Wireless remote for fully flat cassette Old Style decoration panel	£234.00
BRC7F530S	Wireless remote controller for Silver ceiling decoration panel	£234.00
BRC7F530W	Wireless remote controller for White ceiling decoration panel	£234.00
BRYQ60AS	Integral PIR sensor for fully flat cassette Silver decoration panel. Enables energy saving functions	£150.00
BRYQ60AW	Integral PIR sensor for fully flat cassette White decoration panel. Enables energy saving functions	£150.00
BYFQ60B3	Fully Flat Cassette Decoration Panel - Old style (FFQ-B9V looks)	£261.00
BYFQ60CS	Fully Flat Cassette Decoration Panel - Silver	£304.00
K.CGM	Condensing Unit Guard (1150 x 1150 x 650)	£453.00
K.CWB90-2	Wall bracket (90kg, 500mm support arm)	£51.00
K.DT1	Condensate drip tray for use with K.CWB90-2	£79.00
K.FF600S	Two flexi-feet (Standard 600mm x 185mm x 100mm) to mount the outdoor unit	£67.00
K.RSS	Wireless room mounted temperature sensor and receiver	£136.00
KLIC-DL_V2	KNX Interface for Sky Air and VRV systems	£284.00
KRCS01-4	Remote room mounted temperature sensor	£58.00
KRP1B57 and UK.FB2	Adaptor PCB for Interlock to fresh air fan	£146.00
KRP4A53 and UK.FB2	Unit/group adaptor PCB for remote on/off, status indication and temperature setting	£131.00
RS-SE	Service and configuration tool for K.RSS	£140.00
RTD-10 and UK.FB2	Enhanced function PCB for Sky Air and VRV. Duty rotation, Lead Lag control and heating interlock	£356.00
RTD-20 and UK.FB2	Energy control PCB for Sky Air and VRV	£382.00
EKMBPP1 and UK.FB2	Modbus interface PCB for Sky Air and VRV	£285.00

Indoor Units			FFA35A9	FFA50A9	FFA60A9
Capacity	UK Total Cooling	kW	3.42	4.89	5.86
	UK Sensible Cooling	kW	2.38	3.35	4.01
	Nominal Cooling	kW	3.5	5.0	6.0
	Nominal Heating	kW	4.0	5.8	7.0
Seasonal Efficiency (EN14825)	Energy Label		A++	A++	A+
	Pdesign	kW	3.5	5.0	6.0
	SEER		6.40	6.30	5.80
Seasonal Efficiency (EN14825)	Energy Label		A	A+	A+
	Pdesign	kW	4.20	4.30	4.50
	SCOP		3.80	4.01	4.04
Air Flow Rate (Cooling)	High / Med / Low	m ³ /min	10.0 / 8.5 / 6.5	12.7 / 10.9 / 8.6	14.5 / 12.5 / 9.5
Dimensions (with Decoration Panel)	Height	mm	260 (306)	260 (306)	260 (306)
	Width	mm	575 (620)	575 (620)	575 (620)
	Depth	mm	575 (620)	575 (620)	575 (620)
Weight (with Decoration Panel)		kg	16 (18.8)	17.5 (20.3)	17.5 (20.3)
Sound Pressure (Cooling)	High / Med / Low	dBA	34 / 30.5 / 25	39 / 34 / 27	43 / 40 / 32
Sound Pressure (Heating)	High / Med / Low	dBA	34 / 30.5 / 25	39 / 34 / 27	43 / 40 / 32
Sound Power (Cooling)		dBA	51	56	60

Outdoor Units			RZAG35B	RZAG50B	RZAG60B
Dimensions	Height x Width x Depth	mm	734 x 870 x 373	734 x 870 x 373	734 x 870 x 373
Weight		kg	52	52	52
Electrical Details	Power Supply		1ph	1ph	1ph
	Maximum Input Current (MCA) A		13.42	13.47	15.39
	Max Fuse Size	A	16	16	20
Interconnection Wiring	Core / Cable Size		3+E / 1.5	3+E / 1.5	3+E / 1.5
Piping Connections	Liquid / Gas	inches (mm)	1/4 (6.4) / 3/8 (9.5)	1/4 (6.4) / 1/2 (12.7)	1/4 (6.4) / 1/2 (12.7)
Pipework	Maximum Length	m	50	50	50
	Maximum Vertical Rise	m	30	30	30
	Precharged to	m	30	30	30
	Additional charge	g/m	20	20	20
	Holding charge	kg	1.55	1.55	1.55
Sound Pressure (Cooling)	Nominal	dBA	48	49	50
Sound Pressure (Heating)	Nominal	dBA	48	49	50
Sound Power (Cooling)		dBA	62	63	64
Operating Range (Cooling)	Min / Max	°CDB	-20 / 52	-20 / 52	-20 / 52
Operating Range (Heating)	Min / Max	°CWB	-21 / 18	-21 / 18	-21 / 18
Air Flow Rate (Cooling)	Nominal	m ³ /min	55.1	55.1	55.1

Indoor Unit Trade Price (Includes: BYFQ60CW + BRC1H52W)	£1,071.00	£1,178.00	£1,243.00
Condensing Unit Trade Price	£1,148.00	£1,401.00	£1,535.00
Total System Price	£2,219.00	£2,579.00	£2,778.00



RZAG35-60B



WI-FI ADAPTOR

AVAILABLE AS
AN OPTION

FFA-A9 / RXM-A(9)

600x600 Fully Flat Cassette – Standard Inverter



Accessories:

Accessory Ref	Description	Trade Price
BYFQ60CW	Fully Flat Cassette Decoration Panel - White (Included as standard)	£304.00
BRP069C81	Wi-Fi adapter for use with Daikin ONECTA App	£111.00
BRC1H52W	Wired touch screen remote controller - White (Included as standard)	£123.00
BRC1H52S	Wired touch screen remote controller - Silver	£130.00
BRC1H52K	Wired touch screen remote controller - Black	£134.00
BDBHQ44C60	Sealing member for decoration panel FFA,FXZQ	£138.00
BRC7EB530W	Wireless remote for fully flat cassette Old Style decoration panel	£234.00
BRC7F530S	Wireless remote controller for Silver ceiling decoration panel	£234.00
BRC7F530W	Wireless remote controller for White ceiling decoration panel	£234.00
BRYQ60AS	Integral PIR sensor for fully flat cassette Silver decoration panel. Enables energy saving functions	£150.00
BRYQ60AW	Integral PIR sensor for fully flat cassette White decoration panel. Enables energy saving functions	£150.00
BYFQ60B3	Fully Flat Cassette Decoration Panel - Old style (FFQ-B9V looks)	£261.00
BYFQ60CS	Fully Flat Cassette Decoration Panel - Silver	£304.00
K.CGM	Condensing unit guard (1150 x 1150 x 650)	£453.00
K.CGS	Condensing unit guard (750 x 1050 x 460)	£328.00
K.CWB90-2	Wall bracket (90kg, 500mm support arm)	£51.00
K.DT1	Condensate drip tray for use with K.CWB90-2	£79.00
K.FF600S	Two flexi-feet (Standard 600mm x 185mm x 100mm) to mount the outdoor unit	£67.00
K.RSS	Wireless room mounted temperature sensor and receiver	£136.00
KLIC-DI_V2	KNX Interface for Sky Air and VRV systems	£284.00
KRCS01-4	Remote room mounted temperature sensor	£58.00
KRP1B57 and UK.FB2	Adaptor PCB for Interlock to fresh air fan	£146.00
KRP4A53 and UK.FB2	Unit/group adaptor PCB for remote on/off, status indication and temperature setting	£131.00
RS-SE	Service and configuration tool for K.RSS	£140.00
RTD-10 and UK.FB2	Enhanced function PCB for Sky Air and VRV. Duty rotation, Lead Lag control and heating interlock	£356.00
RTD-20 and UK.FB2	Energy control PCB for Sky Air and VRV	£382.00
EKMBPP1 and UK.FB2	Modbus interface PCB for Sky Air and VRV	£285.00

Indoor Units			FFA25A9	FFA35A9	FFA50A9	FFA60A9
Capacity	UK Total Cooling	kW	2.44	3.32	4.89	5.57
	UK Sensible Cooling	kW	1.81	2.28	3.27	3.86
	Nominal Cooling	kW	2.5	3.4	5.0	5.7
	Nominal Heating	kW	3.2	4.2	5.8	7.0
Seasonal Efficiency (EN14825) COOLING	Energy Label		A++	A++	A+	A+
	Pdesign	kW	2.5	3.4	5.0	5.7
	SEER		6.17	6.38	5.98	5.76
	Annual Energy Consumption	kWh	142	186	293	347
Seasonal Efficiency (EN14825) HEATING	Energy Label		A+	A+	A	A+
	Pdesign	kW	2.31	3.10	3.84	3.96
	SCOP		4.24	4.10	3.90	4.04
	Annual Energy Consumption	kWh	762	1058	1378	1372
Air Flow Rate (Cooling)	High / Med / Low	m³/min	9.0 / 8.0 / 6.5	10.0 / 8.5 / 6.5	12.7 / 10.9 / 8.6	14.5 / 12.5 / 9.5
Dimensions (with Decoration Panel)	Height	mm	260 (306)	260 (306)	260 (306)	260 (306)
	Width	mm	575 (620)	575 (620)	575 (620)	575 (620)
	Depth	mm	575 (620)	575 (620)	575 (620)	575 (620)
Weight (with Decoration Panel)		kg	16 (18.8)	16 (18.8)	17.5 (20.3)	17.5 (20.3)
Sound Pressure (Cooling)	High / Med / Low	dBA	31 / 28.5 / 25	34 / 30.5 / 25	39 / 34 / 27	43 / 40 / 32
Sound Pressure (Heating)	High / Med / Low	dBA	31 / 28.5 / 25	34 / 30.5 / 25	39 / 34 / 27	43 / 40 / 32
Sound Power (Cooling)		dBA	48	51	56	60

Outdoor Units			RXM25A9	RXM35A9	RXM50A9	RXM60A
Dimensions	Height x Width x Depth	mm	610 x 923 x 367	610 x 923 x 367	734 x 954 x 401	734 x 954 x 401
Weight		kg	36	36	49	49
Electrical Details	Power Supply		1ph	1ph	1ph	1ph
	Maximum Input Current (MCA) A		10.92	10.92	14.04	14.76
	Max Fuse Size	A	13	13	16	16
Interconnection Wiring	Core / Cable Size		3+E / 1.5	3+E / 1.5	3+E / 1.5	3+E / 1.5
Piping Connections	Liquid / Gas	inches (mm)	1/4 (6.4) / 3/8 (9.5)	1/4 (6.4) / 3/8 (9.5)	1/4 (6.4) / 1/2 (12.7)	1/4 (6.4) / 1/2 (12.7)
Pipework	Maximum Length	m	20	20	30	30
	Maximum Vertical Rise	m	15	15	20	20
	Precharged to	m	10	10	10	10
	Additional charge	g/m	20	20	20	20
	Holding charge	kg	0.95	0.95	1.10	1.15
Sound Pressure (Cooling)	Nominal	dBA	47	47	48	48
Sound Pressure (Heating)	Nominal	dBA	49	49	49	49
Sound Power (Cooling)		dBA	58	58	62	63
Operating Range (Cooling)	Min / Max	°CDB	-10 / 50	-10 / 50	-10 / 50	-10 / 50
Operating Range (Heating)	Min / Max	°CWB	-21 / 18	-21 / 18	-21 / 18	-21 / 18
Air Flow Rate (Cooling)	Nominal	m³/min	39.1	39.1	58.0	46.6

Indoor Unit Trade Price (Includes: BYFQ60CW + BRC1H52W)	£982.00	£1,071.00	£1,178.00	£1,243.00
Condensing Unit Trade Price	£668.00	£777.00	£974.00	£1,037.00
Total System Price	£1,650.00	£1,848.00	£2,152.00	£2,280.00



RXM60A



Auto-Cleaning Decoration Panel

Auto-cleaning decoration panels make life easier. Maintenance is simplified by eliminating the need to climb up to open a Roundflow cassette in order to clean it. With its unique auto-cleaning mechanism, you can ensure consistently high system efficiency, all year round.

Benefits

- Energy savings up to 50%
- Save on maintenance bills
- Remove dust with any vacuum cleaner
- Keep the unit looking clean and tidy

Specification & Compatibility

Model	Colour	Dimensions (mm)			Weight (kg)	Price	Compatibility
		Height	Width	Depth			
BYCQ140EGF	White RAL9010	148	950	950	10.3	£474.00	FCAHG-H / FCAG-B
BYCQ140EGFB	Black RAL9005	148	950	950	10.3	£520.00	FCAHG-H / FCAG-B



Integral Presence and Floor Sensor

The presence and floor sensor are combined together in one option (BRYQ140B) and can only be set/controlled via the wired remote controller Madoka (BRC1H52W/S/K).

Floor Sensor

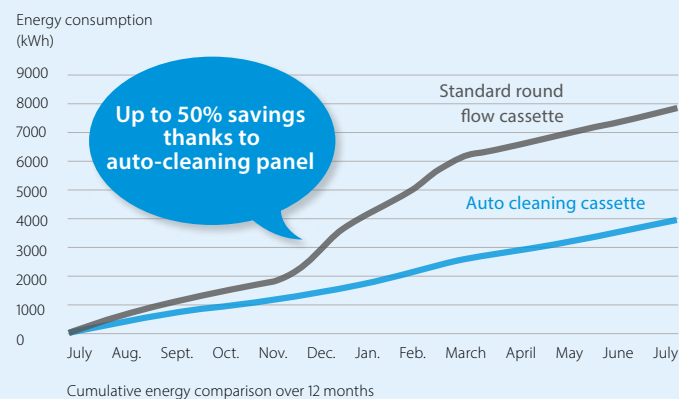
Ensure an even temperature distribution from floor to ceiling, eliminating cold spots.

Presence Sensor

Avoid cold/hot air being blown directly toward people present in the room.

Energy Saving Function

Avoid wasting energy if no people are present in the room for a certain period of time.



Model	Price	Description	Compatibility
BRYQ140B	£150.00	PIR Sensor - for white panel	FCAHG-H / FCAG-B
BRYQ140BB	£164.00	PIR Sensor - for black panel	FCAHG-H / FCAG-B



Air distribution with a clean filter




Air distribution with a dusty filter



Designer Decoration Panel

Benefits

- Flat façade design blends in with any stylish interior
- Redesign of inlet air flow and suction filter reduces visible dust marks
- Ideal for restaurants and retail where design matters



Specification & Compatibility


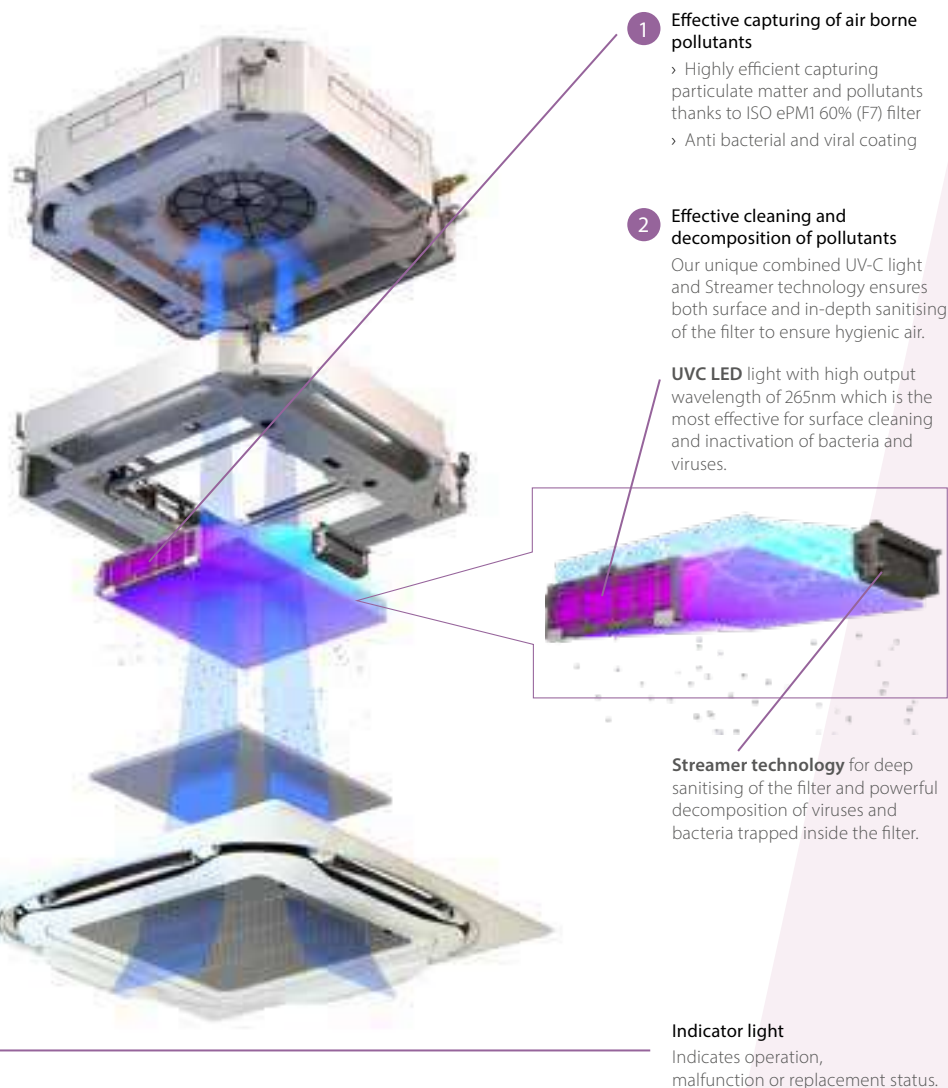
Model	Colour	Dimensions (mm)			Weight (kg)	Price	Compatibility
		Height	Width	Depth			
BYCQ140EP	White (RAL9010)	106	950	950	6.5	£413.00	FCAHG-H / FCAG-B /
BYCQ140EPB	Black (RAL9005)	106	950	950	6.5	£454.00	FXFQ-B

Accessories

Model	Description	Price
BRC7FB532F	Wireless remote controller and receiver - for White panel	£157.00
BRC7FB532FB	Wireless remote controller and receiver - for Black panel	£157.00

UV Streamer for Roundflow Cassette

Daikin's unique **Catch & Clean** approach includes an ISO ePM1 60% filter, UV-C light and Streamer technology



Our UV Streamer Kit offers you the solution:

- Purifies the air of pollutants such as viruses, bacteria, fine dust (PM1), odours, allergens, etc. ensuring a healthy and hygienic indoor environment
- Unique catch & clean approach includes an ISO ePM1 60% (F7) filter, UV-C light and Streamer technology
- Thanks to the large air flow rate of the Roundflow cassette, clean air can be quickly delivered to every corner of your space
- Can be **retrofitted** into existing installations
- Can be used with BYCQ140E and BYCQ140EW decoration panels

Model	BAEF125AWB	
Power Supply	1Ph, 220-240V, 50/60Hz	
Dimensions (H x W x D)	mm	100 x 840 x 840
Weight	kg	12
Compatible decoration panels	BYCQ140E/BYCQ140EW *	
Filter Efficiency	ePM1 60% @ISO16890 (F7)	
Replacement Interval	Pleated filter (BAF55A125): every year Flash streamer device: every 7 years UV-C LED: every 7 years	
Trade price	£536.00	

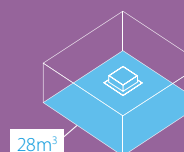
99.9%
of viruses removed
in 30 minutes, thanks
to Daikin's unique
Catch & Clean
approach

Tested at Intertek

Results based on tests performed in the laboratories of Intertek, in a 28m³ room. Daikin's Roundflow cassette (FXFQ125B) removes more than 99.9% of enveloped viruses such as Corona viruses.

* Additional details regarding this function can be found in the unit technical manual.

Tested according to
real life sized room



FDXM-F9 / RZAG-B

Slim Ducted – Mini Sky Air



50m
PIPE RUN

Accessories:

Accessory Ref	Description	Trade Price
BRP069C81	Wi-Fi adapter for use with Daikin ONECTA App	£111.00
BRC1H52W	Wired touch screen remote controller - White (Included as standard)	£123.00
BRC1H52S	Wired touch screen remote controller - Silver	£130.00
BRC1H52K	Wired touch screen remote controller - Black	£134.00
BRC4C65	Wireless remote controller	£234.00
K.CGM	Condensing unit guard (1150 x 1150 x 650)	£453.00
K.CWB90-2	Wall bracket (90kg, 500mm support arm)	£51.00
K.DT1	Condensate drip tray for use with K.CWB90-2	£79.00
K.FF600S	Two flexi-feet (Standard 600mm x 185mm x 100mm) to mount the outdoor unit	£67.00
K.RSS	Wireless room mounted temperature sensor and receiver	£136.00
KLIC-DI_V2	KNX Interface for Sky Air and VRV systems	£284.00
KRCS01-4	Remote room mounted temperature sensor	£58.00
KRP4A53 and UK.FB2	Unit/group adaptor PCB for remote on/off, status indication and temperature setting	£131.00
RS-SE	Service and configuration tool for K.RSS	£140.00
RTD-10 and UK.FB2	Enhanced function PCB for Sky Air and VRV. Duty rotation, Lead Lag control and heating interlock	£356.00
RTD-20 and UK.FB2	Energy control PCB for Sky Air and VRV	£382.00
EKMBPP1 and UK.FB2	Modbus interface PCB for Sky Air and VRV	£285.00
UK.RAC5	Return Air Plenum for FDXM25/35F9	£109.00
UK.RAC7	Return Air Plenum for FDXM50F9 and FDXM60F9	£139.00
UK.SAF5	Supply Air Plenum for FDXM25/35F9	£97.00
UK.SAF7	Supply Air Plenum for FDXM50F9 and FDXM60F9	£122.00

Indoor Units			FDXM35F9	FDXM50F9	FDXM60F9
Capacity	UK Total Cooling	kW	3.42	4.89	5.86
	UK Sensible Cooling	kW	2.31	3.59	4.11
	Nominal Cooling	kW	3.5	5.0	6.0
	Nominal Heating	kW	4.0	5.0	7.0
Seasonal Efficiency (EN14825) COOLING	Energy Label		A+	A+	A+
	Pdesign	kW	3.5	5.0	6.0
	SEER		5.90	5.90	5.70
	Annual Energy Consumption kWh		208	296	368
Seasonal Efficiency (EN14825) HEATING	Energy Label		A	A	A
	Pdesign	kW	3.5	4.3	4.5
	SCOP		3.90	3.90	3.90
	Annual Energy Consumption kWh		1255	1544	1616
Air Flow Rate (Cooling)	High / Med / Low	m³/min	8.7 / 8.0 / 7.3	15.8 / 14.6 / 13.3	16.0 / 14.8 / 13.5
External Static Pressure	Nominal	Pa	30	40	40
Dimensions	Height	mm	200	200	200
	Width	mm	750	1150	1150
	Depth	mm	620	620	620
Weight		kg	21	28	28
Sound Pressure (Cooling)	High / Med / Low	dBA	35 / 33 / 27	38 / 35 / 30	38 / 35 / 30
Sound Pressure (Heating)	High / Med / Low	dBA	35 / 33 / 27	38 / 35 / 30	38 / 35 / 30
Sound Power (Cooling)		dBA	53	55	56

Outdoor Units			RZAG35B	RZAG50B	RZAG60B
Dimensions	Height x Width x Depth	mm	734 x 870 x 373	734 x 870 x 373	734 x 870 x 373
Weight		kg	52	52	52
Electrical Details	Power Supply		1ph	1ph	1ph
	Maximum Input Current (MCA) A		13.42	13.47	15.39
	Max Fuse Size	A	16	16	20
Interconnection Wiring	Core / Cable Size		3+E / 1.5	3+E / 1.5	3+E / 1.5
Piping Connections	Liquid / Gas	inches (mm)	1/4 (6.4) / 3/8 (9.5)	1/4 (6.4) / 1/2 (12.7)	1/4 (6.4) / 1/2 (12.7)
Pipework	Maximum Length	m	50	50	50
	Maximum Vertical Rise	m	30	30	30
	Precharged to	m	30	30	30
	Additional charge	g/m	20	20	20
	Holding charge	kg	1.55	1.55	1.55
Sound Pressure (Cooling)	Nominal	dBA	48	49	50
Sound Pressure (Heating)	Nominal	dBA	48	49	50
Sound Power (Cooling)		dBA	62	63	64
Operating Range (Cooling)	Min / Max	°CDB	-20 / 52	-20 / 52	-20 / 52
Operating Range (Heating)	Min / Max	°CWB	-21 / 18	-21 / 18	-21 / 18
Air Flow Rate (Cooling)	Nominal	m³/min	55.1	55.1	55.1

Indoor Unit Trade Price (Includes: BRC1H52W)	£681.00	£737.00	£808.00
Condensing Unit Trade Price	£1,148.00	£1,401.00	£1,535.00
Total System Price	£1,829.00	£2,138.00	£2,343.00

Notes & Features:

- All fan coils supplied as standard with air filter
- The chassis with a height of 200mm makes the FDXM-F9 ideal for a ceiling void of 240mm



RZAG35-60B



FDXM-F9 / RXM-A(9)

Slim Ducted - Standard Inverter



Accessories:

Accessory Ref	Description	Trade Price
BRP069C81	Wi-Fi adapter for use with Daikin ONECTA App	£111.00
BRC1H52W	Wired touch screen remote controller - White (Included as standard)	£123.00
BRC1H52S	Wired touch screen remote controller - Silver	£130.00
BRC1H52K	Wired touch screen remote controller - Black	£134.00
BRC4C65	Wireless remote controller	£234.00
K.CGM	Condensing unit guard (1150 x 1150 x 650)	£453.00
K.CGS	Condensing unit guard (750 x 1050 x 460)	£328.00
K.CWB90-2	Wall bracket (90kg, 500mm support arm)	£51.00
K.DT1	Condensate drip tray for use with K.CWB90-2	£79.00
K.FF600S	Two flexi-feet (Standard 600mm x 185mm x 100mm) to mount the outdoor unit	£67.00
K.RSS	Wireless room mounted temperature sensor and receiver	£136.00
KLIC-DI_V2	KNX Interface for Sky Air and VRV systems	£284.00
KRCS01-4	Remote room mounted temperature sensor	£58.00
KRP4A53 and UK.FB2	Unit/group adaptor PCB for remote on/off, status indication and temperature setting	£131.00
RS-SE	Service and configuration tool for K.RSS	£140.00
RTD-10 and UK.FB2	Enhanced function PCB for Sky Air and VRV. Duty rotation, Lead Lag control and heating interlock	£356.00
RTD-20 and UK.FB2	Energy control PCB for Sky Air and VRV	£382.00
EKMBPP1 and UK.FB2	Modbus interface PCB for Sky Air and VRV	£285.00
UK.RAC5	Return Air Plenum for FDXM25/35F9	£109.00
UK.RAC7	Return Air Plenum for FDXM50F9 and FDXM60F9	£139.00
UK.SAF5	Supply Air Plenum for FDXM25/35F9	£97.00
UK.SAF7	Supply Air Plenum for FDXM50F9 and FDXM60F9	£122.00

Indoor Units			FDXM25F9	FDXM35F9	FDXM50F9	FDXM60F9
Capacity	UK Total Cooling	kW	2.35	3.32	4.89	5.86
	UK Sensible Cooling	kW	1.81	2.26	3.33	4.11
	Nominal Cooling	kW	2.4	3.4	5.0	6.0
	Nominal Heating	kW	3.2	4.0	5.8	7.0
Seasonal Efficiency (EN14825) COOLING	Energy Label		A+	A	A+	A
	Pdesign	kW	2.4	3.4	5.0	6.0
	SEER		5.68	5.26	5.77	5.56
	Annual Energy Consumption	kWh	148	226	303	378
Seasonal Efficiency (EN14825) HEATING	Energy Label		A+	A	A	A
	Pdesign	kW	2.6	2.9	4.0	4.6
	SCOP		4.24	3.88	3.93	3.80
	Annual Energy Consumption	kWh	858	1046	1424	1693
Air Flow Rate (Cooling)	High / Med / Low	m³/min	8.7 / 8.0 / 7.3	8.7 / 8.0 / 7.3	15.8 / 14.6 / 13.3	16.0 / 14.8 / 13.5
External Static Pressure	Nominal	Pa	30	30	40	40
Dimensions	Height	mm	200	200	200	200
	Width	mm	750	750	1150	1150
	Depth	mm	620	620	620	620
Weight		kg	21	21	28	28
Sound Pressure (Cooling)	High / Med / Low	dBA	35 / 33 / 27	35 / 33 / 27	38 / 35 / 30	38 / 35 / 30
Sound Pressure (Heating)	High / Med / Low	dBA	35 / 33 / 27	35 / 33 / 27	38 / 35 / 30	38 / 35 / 30
Sound Power (Cooling)		dBA	53	53	55	56

Outdoor Units			RXM25A9	RXM35A9	RXM50A9	RXM60A
Dimensions	Height x Width x Depth	mm	610 x 923 x 367	610 x 923 x 367	734 x 954 x 401	734 x 954 x 401
Weight		kg	36	36	49	49
Electrical Details	Power Supply		1ph	1ph	1ph	1ph
	Maximum Input Current (MCA) A		10.92	10.92	14.04	14.76
	Max Fuse Size	A	13	13	16	16
Interconnection Wiring	Core / Cable Size		3+E / 1.5	3+E / 1.5	3+E / 1.5	3+E / 1.5
Piping Connections	Liquid / Gas	inches (mm)	1/4 (6.4) / 3/8 (9.5)	1/4 (6.4) / 3/8 (9.5)	1/4 (6.4) / 1/2 (12.7)	1/4 (6.4) / 1/2 (12.7)
Pipework	Maximum Length	m	20	20	30	30
	Maximum Vertical Rise	m	15	15	20	20
	Precharged to	m	10	10	10	10
	Additional charge	g/m	20	20	20	20
	Holding charge	kg	0.95	0.95	1.10	1.15
Sound Pressure (Cooling)	Nominal	dBA	47	47	48	48
Sound Pressure (Heating)	Nominal	dBA	49	49	49	49
Sound Power (Cooling)		dBA	58	58	62	63
Operating Range (Cooling)	Min / Max	°CDB	-10 / 50	-10 / 50	-10 / 50	-10 / 50
Operating Range (Heating)	Min / Max	°CWB	-21 / 18	-21 / 18	-21 / 18	-21 / 18
Air Flow Rate (Cooling)	Nominal	m³/min	39.1	39.1	58.0	46.6

Indoor Unit Trade Price (Includes: BRC1H52W)	£611.00	£681.00	£737.00	£808.00
Condensing Unit Trade Price	£668.00	£777.00	£974.00	£1,037.00
Total System Price	£1,279.00	£1,458.00	£1,711.00	£1,845.00

Notes & Features:

- All fan coils supplied as standard with air filter



WI-FI ADAPTOR

AVAILABLE AS
AN OPTION

FBA-A9 / RZAG-B

Ducted – Mini Sky Air



50m
PIPE RUN

Accessories:

Accessory Ref	Description	Trade Price
BRP069C81	Wi-Fi adapter for use with Daikin ONECTA App	£111.00
BRC1H52W	Wired touch screen remote controller - White (Included as standard)	£123.00
BRC1H52S	Wired touch screen remote controller - Silver	£130.00
BRC1H52K	Wired touch screen remote controller - Black	£134.00
BRC4C65	Wireless remote controller	£234.00
K.CGM	Condensing unit guard (1150 x 1150 x 650)	£453.00
K.CWB90-2	Wall bracket (90kg, 500mm support arm)	£51.00
K.DT1	Condensate drip tray for use with K.CWB90-2	£79.00
K.FF600S	Two flexi-feet (Standard 600mm x 185mm x 100mm) to mount the outdoor unit	£67.00
K.RSS	Wireless room mounted temperature sensor and receiver	£136.00
KLIC-DI_V2	KNX Interface for Sky Air and VRV systems	£284.00
KRCS01-4	Remote room mounted temperature sensor	£58.00
KRP4A53 and UK.FB2	Unit/group adaptor PCB for remote on/off, status indication and temperature setting	£131.00
RS-SE	Service and configuration tool for K.RSS	£140.00
RTD-10 and UK.FB2	Enhanced function PCB for Sky Air and VRV. Duty rotation, Lead Lag control and heating interlock	£356.00
RTD-20 and UK.FB2	Energy control PCB for Sky Air and VRV	£382.00
EKMBPP1 and UK.FB2	Modbus interface PCB for Sky Air and VRV	£285.00
UK.RC2	Return chamber - FBA35-50 - 2X200mm Spg	£112.00
UK.RC3	Return chamber - FBA60-71 - 2X200mm Spg	£124.00
UK.RC3A	Return chamber - FBA60-71 - 3X200mm Spg	£135.00
UK.SF2	Supply flange - FBA35-50 - 2x200 Spg	£103.00
UK.SF3	Supply flange - FBA60-71 - 2x200 Spg	£112.00
UK.SF3A	Supply flange - FBA60-71 - 3x200 Spg	£119.00

Indoor Units			FBA35A9	FBA50A9	FBA60A9
Capacity	UK Total Cooling	kW	3.42	4.89	5.86
	UK Sensible Cooling	kW	2.96	3.57	4.23
	Nominal Cooling	kW	3.5	5.0	6.0
	Nominal Heating	kW	4.0	6.0	7.0
Seasonal Efficiency (EN14825) COOLING	Energy Label		A++	A+	A++
	Pdesign	kW	3.5	5.0	6.0
	SEER		6.12	6.30	6.15
	Annual Energy Consumption kWh		200	278	341
Seasonal Efficiency (EN14825) HEATING	Energy Label		A+	A+	A+
	Pdesign	kW	4.2	4.3	4.5
	SCOP		4.10	4.10	4.10
	Annual Energy Consumption kWh		1434	1469	1537
Air Flow Rate (Cooling)	High / Med / Low	m³/min	15.0 / 12.5 / 10.5	15.0 / 12.5 / 10.5	18.0 / 15.0 / 12.5
External Static Pressure	High / Nom	Pa	150/30	150/30	150/30
Dimensions	Height	mm	245	245	245
	Width	mm	700	700	1000
	Depth	mm	800	800	800
Weight		kg	28	28	35
Sound Pressure (Cooling)	High / Med / Low	dBA	35 / 32 / 29	35 / 32 / 29	30 / 28 / 25
Sound Pressure (Heating)	High / Med / Low	dBA	37 / 34 / 29	37 / 34 / 29	31 / 28 / 25
Sound Power (Cooling)		dBA	60	60	56

Outdoor Units			RZAG35B	RZAG50B	RZAG60B
Dimensions	Height x Width x Depth	mm	734 x 870 x 373	734 x 870 x 373	734 x 870 x 373
Weight		kg	52	52	52
Electrical Details	Power Supply		1ph	1ph	1ph
	Maximum Input Current (MCA) A		13.42	13.47	15.39
	Max Fuse Size	A	16	16	20
	Core / Cable Size		3+E / 1.5	3+E / 1.5	3+E / 1.5
Piping Connections	Liquid / Gas	inches (mm)	1/4 (6.4) / 3/8 (9.5)	1/4 (6.4) / 1/2 (12.7)	1/4 (6.4) / 1/2 (12.7)
Pipework	Maximum Length	m	50	50	50
	Maximum Vertical Rise	m	30	30	30
	Precharged to	m	30	30	30
	Additional charge	g/m	20	20	20
	Holding charge	kg	1.55	1.55	1.55
Sound Pressure (Cooling)	Nominal	dBA	48	49	50
Sound Pressure (Heating)	Nominal	dBA	48	49	50
Sound Power (Cooling)		dBA	62	63	64
Operating Range (Cooling)	Min / Max	°CDB	-20 / 52	-20 / 52	-20 / 52
Operating Range (Heating)	Min / Max	°CWB	-21 / 18	-21 / 18	-21 / 18
Air Flow Rate (Cooling)	Nominal	m³/min	55.1	55.1	55.1

Indoor Unit Trade Price (Includes: BRC1H52W)	£793.00	£835.00	£921.00
Condensing Unit Trade Price	£1,148.00	£1,401.00	£1,535.00
Total System Price	£1,941.00	£2,236.00	£2,456.00

Notes & Features:

- All fan coils supplied as standard with air filter
- FBA35A9 fan coil requires a separate 1ph power supply. Please refer to the installation manual



RZAG35-60B



FBA-A9/ RXM-A(9)

Ducted – Standard Inverter



Accessories:

Accessory Ref	Description	Trade Price
BRP069C81	Wi-Fi adapter for use with Daikin ONECTA App	£111.00
BRC1H52W	Wired touch screen remote controller - White (Included as standard)	£123.00
BRC1H52S	Wired touch screen remote controller - Silver	£130.00
BRC1H52K	Wired touch screen remote controller - Black	£134.00
BRC4C6S	Wireless remote controller	£234.00
K.CGM	Condensing unit guard (1150 x 1150 x 650)	£453.00
K.CWB90-2	Wall bracket (90kg, 500mm support arm)	£51.00
K.DT1	Condensate drip tray for use with K.CWB90-2	£79.00
K.FF600S	Two flexi-feet (Standard 600mm x 185mm x 100mm) to mount the outdoor unit	£67.00
K.RSS	Wireless room mounted temperature sensor and receiver	£136.00
KLIC-DI_V2	KNX Interface for Sky Air and VRV systems	£284.00
KRCS01-4	Remote room mounted temperature sensor	£58.00
KRP4A53 and UK.FB2	Unit/group adaptor PCB for remote on/off, status indication and temperature setting	£131.00
RS-SE	Service and configuration tool for K.RSS	£140.00
RTD-10 and UK.FB2	Enhanced function PCB for Sky Air and VRV. Duty rotation, Lead Lag control and heating interlock	£356.00
RTD-20 and UK.FB2	Energy control PCB for Sky Air and VRV	£382.00
EKMBPP1 and UK.FB2	Modbus interface PCB for Sky Air and VRV	£285.00
UK.RC2	Return chamber - FBA35-50 - 2X200mm Spg	£112.00
UK.RC3	Return chamber - FBA60-71 - 2X200mm Spg	£124.00
UK.RC3A	Return chamber - FBA60-71 - 3X200mm Spg	£135.00
UK.SF2	Supply flange - FBA35-50 - 2x200 Spg	£103.00
UK.SF3	Supply flange - FBA60-71 - 2x200 Spg	£112.00
UK.SF3A	Supply flange - FBA60-71 - 3x200 Spg	£119.00

Indoor Units			FBA35A9	FBA50A9	FBA60A9
Capacity	UK Total Cooling	kW	3.42	4.89	5.57
	UK Sensible Cooling	kW	2.99	3.55	4.09
	Nominal Cooling	kW	3.5	5.0	5.7
	Nominal Heating	kW	4.0	5.5	7.0
Seasonal Efficiency (EN14825) COOLING	Energy Label		A++	A++	A+
	Pdesign	kW	3.4	5.0	5.7
	SEER		6.23	6.27	5.91
	Annual Energy Consumption	kWh	191	279	337
Seasonal Efficiency (EN14825) HEATING	Energy Label		A+	A+	A+
	Pdesign	kW	2.9	4.4	4.6
	SCOP		4.07	4.06	4.01
	Annual Energy Consumption	kWh	996	1517	1607
Air Flow Rate (Cooling)	High / Med / Low	m³/min	15.0 / 12.5 / 10.5	15.0 / 12.5 / 10.5	18.0 / 15.0 / 12.5
External Static Pressure	High / Nom	Pa	150 / 30	150 / 30	150 / 30
Dimensions	Height	mm	245	245	245
	Width	mm	700	700	1000
	Depth	mm	800	800	800
Fan Coil Fuse Size	(For power supply to indoor)	A	5	5	5
Weight		kg	28	28	35
Sound Pressure (Cooling)	High / Med / Low	dBA	35 / 32 / 29	35 / 32 / 29	30 / 28 / 25
Sound Pressure (Heating)	High / Med / Low	dBA	37 / 34 / 29	37 / 34 / 29	31 / 28 / 25
Sound Power (Cooling)		dBA	60	60	56

Outdoor Units			RXM35A9	RXM50A9	RXM60A
Dimensions	Height x Width x Depth	mm	610 x 923 x 367	734 x 954 x 401	734 x 954 x 401
		kg	36	49	49
Electrical Details	Power Supply		1ph	1ph	1ph
	Maximum Input Current (MCA) A		10.92	14.04	14.76
	Max Fuse Size	A	13	16	16
	Core / Cable Size		3+E / 1.5	3+E / 1.5	3+E / 1.5
Piping Connections	Liquid / Gas	inches (mm)	1/4 (6.4) / 3/8 (9.5)	1/4 (6.4) / 1/2 (12.7)	1/4 (6.4) / 1/2 (12.7)
Pipework	Maximum Length	m	20	30	30
	Maximum Vertical Rise	m	15	20	20
	Precharged to	m	10	10	10
	Additional charge	g/m	20	20	20
	Holding charge	kg	0.95	1.10	1.15
Sound Pressure (Cooling)	Nominal	dBA	47	48	48
Sound Pressure (Heating)	Nominal	dBA	49	49	49
Sound Power (Cooling)		dBA	58	62	63
Operating Range (Cooling)	Min / Max	°CDB	-10 / 50	-10 / 50	-10 / 50
Operating Range (Heating)	Min / Max	°CWB	-21 / 18	-21 / 18	-21 / 18
Air Flow Rate (Cooling)	Nominal	m³/min	39.1	58.0	46.6

Indoor Unit Trade Price (Includes: BRC1H52W)	£793.00	£835.00	£921.00
Condensing Unit Trade Price	£777.00	£974.00	£1,037.00
Total System Price	£1,570.00	£1,809.00	£1,958.00

Notes & Features:

- All fan coils supplied as standard with air filter
- FBA35A9 fan coil requires a separate 1ph power supply. Please refer to the installation manual



RXM60A



FBA-A / RZAG-N

Ducted – Alpha



Accessories:

Accessory Ref	Description	Trade Price
BRP069C81	Wi-Fi adapter for use with Daikin ONECTA App	£111.00
BRC1H52W	Wired touch screen remote controller - White (Included as standard)	£123.00
BRC1H52S	Wired touch screen remote controller - Silver	£130.00
BRC1H52K	Wired touch screen remote controller - Black	£134.00
BRC4C65	Wireless remote controller	£234.00
K.CGM	Condensing unit guard (1150 x 1150 x 650)	£453.00
K.CWBXL	Wall bracket (250kg, 660mm support arm)	£103.00
K.DT2	Condensate drip tray for use with K.CWBXL	£87.00
K.FF600S	Two flexi-feet (Standard 600mm x 185mm x 100mm) to mount the outdoor unit	£67.00
K.RSS	Wireless room mounted temperature sensor and receiver	£136.00
KLIC-DI_V2	KNX Interface for Sky Air and VRV systems	£284.00
KRCS01-4	Remote room mounted temperature sensor	£58.00
KRP4A53 and UK.FB2	Unit/group adaptor PCB for remote on/off, status indication and temperature setting	£131.00
RS-SE	Service and configuration tool for K.RSS	£140.00
RTD-10 and UK.FB2	Enhanced function PCB for Sky Air and VRV. Duty rotation, Lead Lag control and heating interlock	£356.00
RTD-20 and UK.FB2	Energy control PCB for Sky Air and VRV	£382.00
EKMBPP1 and UK.FB2	Modbus interface PCB for Sky Air and VRV	£285.00
UK.RC3	Return Chamber - FBA60-71 - 2X200mm Spg	£124.00
UK.RC3A	Return Chamber - FBA60-71 - 3X200mm Spg	£135.00
UK.RC4	Return Chamber - FBA100-125-140 - 4X200mm Spg	£167.00
UK.SF3	Supply flange - FBA60-71 - 2x200 Spg	£112.00
UK.SF3A	Supply flange - FBA60-71 - 3x200 Spg	£119.00
UK.SF4	Supply flange - FBA100-125-140 - 4x200 Spg	£150.00

Indoor Units			Single Phase				3 Phase			
			FBA71A9	FBA100A	FBA125A	FBA140A	FBA71A9	FBA100A	FBA125A	FBA140A
Capacity	UK Total Cooling	kW	7.76	10.85	13.60	14.93	7.76	10.85	13.60	14.93
	UK Sensible Cooling	kW	5.32	7.44	9.30	10.25	5.32	7.44	9.30	10.25
	Nominal Cooling	kW	6.8	9.5	12.1	13.4	6.8	9.5	12.1	13.4
	Nominal Heating	kW	7.5	10.8	13.5	15.5	7.5	10.8	13.5	15.5
Seasonal Efficiency (EN14825) COOLING	Energy Label		A++	A++	-	-	A++	A++	-	-
	Pdesign	kW	6.8	9.5	12.1	13.4	6.8	9.5	12.1	13.4
	SEER		6.5	6.47	6.56	6.42	6.5	6.47	6.56	6.42
	ηs,c	%	-	-	259	254	-	-	259	254
Seasonal Efficiency (EN14825) HEATING	Annual Energy Consumption	kWh	366	514	1107	1252	366	514	1107	1252
	Energy Label		A+	A+	-	-	A+	A+	-	-
	Pdesign	kW	4.70	7.80	9.52	9.52	4.70	7.80	9.52	9.52
	SCOP		4.20	4.36	4.37	4.34	4.20	4.36	4.37	4.34
Air Flow Rate (Cooling)	ηs,h	%	-	-	172	171	-	-	172	171
	Annual Energy Consumption	kWh	1566	2505	3050	3070	1566	2505	3050	3070
	High / Med / Low	m³/min	18.0 / 15.0 / 12.5	29.0 / 24.5 / 20.0	34.0 / 29.0 / 23.5	34.0 / 29.0 / 23.5	18.0 / 15.0 / 12.5	29.0 / 24.5 / 20.0	34.0 / 29.0 / 23.5	34.0 / 29.0 / 23.5
	External Static Pressure	Pa	150 / 30	150 / 40	150 / 50	150 / 50	150 / 30	150 / 40	150 / 50	150 / 50
Dimensions	Height	mm	245	245	245	245	245	245	245	245
	Width	mm	1000	1400	1400	1400	1000	1400	1400	1400
	Depth	mm	800	800	800	800	800	800	800	800
Weight		kg	35	46	46	46	35	46	46	46
Sound Pressure (Cooling)	High / Med / Low	dBA	30 / 28 / 25	34 / 32 / 30	37 / 35 / 32	37 / 35 / 32	30 / 28 / 25	34 / 32 / 30	37 / 35 / 32	37 / 35 / 32
Sound Pressure (Heating)	High / Med / Low	dBA	31 / 28 / 25	36 / 33 / 30	38 / 35 / 32	38 / 35 / 32	31 / 28 / 25	36 / 33 / 30	38 / 35 / 32	38 / 35 / 32
Sound Power (Cooling)		dBA	56	58	62	62	56	58	62	62

Outdoor Units			RZAG71NV1	RZAG100NV1	RZAG125NV1	RZAG140NV1	RZAG71NY1	RZAG100NY1	RZAG125NY1	RZAG140NY1
Dimensions	Height x Width x Depth	mm	870 x 1100 x 460	870 x 1100 x 460	870 x 1100 x 460	870 x 1100 x 460	870 x 1100 x 460	870 x 1100 x 460	870 x 1100 x 460	870 x 1100 x 460
Weight		kg	81	85	95	95	81	85	95	95
Electrical Details	Power Supply	1ph	1ph	1ph	1ph	1ph	3ph	3ph	3ph	3ph
	Maximum Input Current (MCA) A		18.3	24.4	30.1	30.1	10.4*	13.5*	13.5*	13.5*
	Max Fuse Size	A	20	32	32	32	16	16	16	16
Interconnection Wiring	Core / Cable Size		3+E / 1.5	3+E / 1.5	3+E / 1.5	3+E / 1.5	3+E / 1.5	3+E / 1.5	3+E / 1.5	3+E / 1.5
Piping Connections	Liquid / Gas	inches (mm)	3/8 (9.5) / 5/8 (15.9)	3/8 (9.5) / 5/8 (15.9)	3/8 (9.5) / 5/8 (15.9)	3/8 (9.5) / 5/8 (15.9)	3/8 (9.5) / 5/8 (15.9)	3/8 (9.5) / 5/8 (15.9)	3/8 (9.5) / 5/8 (15.9)	3/8 (9.5) / 5/8 (15.9)
	Maximum Length	m	55	85	85	85	55	85	85	85
Pipework	Maximum Vertical Rise	m	30	30	30	30	30	30	30	30
	Precharged to	m	40	40	40	40	40	40	40	40
	Additional charge	g/m	35	35	35	35	35	35	35	35
	Holding charge	kg	3.2	3.2	3.7	3.7	3.2	3.2	3.7	3.7
Sound Pressure (Cooling)	Nom / Night Quiet	dBA	46 / 44	47 / 45	49 / 47	50 / 48	46 / 44	47 / 45	49 / 47	50 / 48
Sound Pressure (Heating)	Nom / Night Quiet	dBA	48 / 44	50 / 45	52 / 47	52 / 48	48 / 44	50 / 45	52 / 47	52 / 48
Sound Power (Cooling)		dBA	64	66	69	70	64	66	69	70
Operating Range (Cooling)	Min / Max	°CDB	-20 / 52	-20 / 52	-20 / 52	-20 / 52	-20 / 52	-20 / 52	-20 / 52	-20 / 52
Operating Range (Heating)	Min / Max	°CWB	-20 / 18	-20 / 18	-20 / 18	-20 / 18	-20 / 18	-20 / 18	-20 / 18	-20 / 18
Air Flow Rate (Cooling)	Nominal	m³/min	68.0	67.0	80.0	87.0	68.0	67.0	80.0	87.0

Meets ETL criteria	●	●	●	●	●	●	●	●	●
Indoor Unit Trade Price (Includes: BRC1H52W)	£1,319.00	£1,378.00	£1,626.00	£1,884.00	£1,319.00	£1,378.00	£1,626.00	£1,884.00	
Condensing Unit Trade Price	£1,815.00	£2,303.00	£2,536.00	£2,894.00	£1,870.00	£2,410.00	£2,652.00	£3,048.00	
Total System Price	£3,134.00	£3,681.00	£4,162.00	£4,778.00	£3,189.00	£3,788.00	£4,278.00	£4,932.00	

Notes:

- * Fan coil requires a separate 1ph power supply. Please refer to the installation manual.



RZAG71-140N

Madoka BRC1H52W



WI-FI ADAPTOR
AVAILABLE AS AN OPTION



FBA-A / RZASG-M

Ducted – Advance



Accessories:

Accessory Ref	Description	Trade Price
BRP069C81	Wi-Fi adapter for use with Daikin ONECTA App	£111.00
BRC1H52W	Wired touch screen remote controller - White (Included as standard)	£123.00
BRC1H52S	Wired touch screen remote controller - Silver	£130.00
BRC1H52K	Wired touch screen remote controller - Black	£134.00
BRC4C65	Wireless remote controller	£234.00
K.CGM	Condensing unit guard (1150 x 1150 x 650)	£453.00
K.CWBXL	Wall bracket (250kg, 660mm support arm)	£103.00
K.DT2	Condensate drip tray for use with K.CWBXL	£87.00
K.FF600S	Two flexi-feet (Standard 600mm x 185mm x 100mm) to mount the outdoor unit	£67.00
K.RSS	Wireless room mounted temperature sensor and receiver	£136.00
KLIC-DI_V2	KNX Interface for Sky Air and VRV systems	£284.00
KRCS01-4	Remote room mounted temperature sensor	£58.00
KRP4A53 and UK.FB2	Unit/group adaptor PCB for remote on/off, status indication and temperature setting	£131.00
RS-SE	Service and configuration tool for K.RSS	£140.00
RTD-10 and UK.FB2	Enhanced function PCB for Sky Air and VRV. Duty rotation, Lead Lag control and heating interlock	£356.00
RTD-20 and UK.FB2	Energy control PCB for Sky Air and VRV	£382.00
EKMBPP1 and UK.FB2	Modbus interface PCB for Sky Air and VRV	£285.00
UK.RC3	Return Chamber - FBA60-71 - 2X200mm Spg	£124.00
UK.RC3A	Return Chamber - FBA60-71 - 3X200mm Spg	£135.00
UK.RC4	Return Chamber - FBA100-125-140 - 4X200mm Spg	£167.00
UK.SF3	Supply flange - FBA60-71 - 2x200 Spg	£112.00
UK.SF3A	Supply flange - FBA60-71 - 3x200 Spg	£119.00
UK.SF4	Supply flange - FBA100-125-140 - 4x200 Spg	£150.00

Indoor Units			Single Phase				3 Phase		
			FBA71A9	FBA100A	FBA125A	FBA140A	FBA100A	FBA125A	FBA140A
Capacity	UK Total Cooling	kW	7.28	10.80	13.60	14.90	10.80	13.60	14.90
	UK Sensible Cooling	kW	4.99	7.44	9.30	10.25	7.44	9.30	10.25
	Nominal Cooling	kW	6.8	9.5	12.1	13.4	9.5	12.1	13.4
	Nominal Heating	kW	7.5	10.8	13.5	15.5	10.8	13.5	15.5
Seasonal Efficiency (EN14825) COOLING	Energy Label		A++	A+	-	-	A+	-	-
	Pdesign	kW	6.8	9.5	12.1	13.4	9.5	12.1	13.4
	SEER		6.19	5.83	5.49	5.81	5.83	5.27	5.81
	ηs,c	%	-	-	217	229	-	217	229
	Annual Energy Consumption	kWh	385	570	1322	1384	570	1378	1384
Seasonal Efficiency (EN14825) HEATING	Energy Label		A+	A	-	-	A	-	-
	Pdesign	kW	4.5	6.0	6.0	7.8	6.0	6.0	7.8
	SCOP		4.01	3.85	3.63	3.85	3.85	3.63	3.85
	ηs,h	%	-	-	142	151	-	142	151
	Annual Energy Consumption	kWh	1571	2182	2314	2836	2182	2314	2836
Air Flow Rate (Cooling)	High / Med / Low	m³/min	18.0 / 15.0 / 12.5	29.0 / 24.5 / 20.0	34.0 / 29.0 / 23.5	34.0 / 29.0 / 23.5	29.0 / 24.5 / 20.0	34.0 / 29.0 / 23.5	34.0 / 29.0 / 23.5
External Static Pressure	High / Nom	Pa	150 / 30	150 / 40	150 / 50	150 / 50	150 / 40	150 / 50	150 / 50
Dimensions	Height	mm	245	245	245	245	245	245	245
	Width	mm	1000	1400	1400	1400	1400	1400	1400
	Depth	mm	800	800	800	800	800	800	800
Weight		kg	35	46	46	46	46	46	46
Sound Pressure (Cooling)	High / Med / Low	dBA	30 / 28 / 25	34 / 32 / 30	37 / 35 / 32	37 / 35 / 32	34 / 32 / 30	37 / 35 / 32	37 / 35 / 32
Sound Pressure (Heating)	High / Med / Low	dBA	31 / 28 / 25	36 / 33 / 30	38 / 35 / 32	38 / 35 / 32	36 / 33 / 30	38 / 35 / 32	38 / 35 / 32
Sound Power (Cooling)		dBA	56	58	62	62	58	62	62

Outdoor Units			RZASG71MV1	RZASG100MV1	RZASG125MV1	RZASG140MV1	RZASG100MY1	RZASG125MY1	RZASG140MY1
Dimensions	Height x Width x Depth	mm	770 x 900 x 320	990 x 940 x 320	990 x 940 x 320	990 x 940 x 320	990 x 940 x 320	990 x 940 x 320	990 x 940 x 320
Weight		kg	60	70	70	78	70	70	77
Electrical Details	Power Supply		1ph	1ph	1ph	1ph	3ph	3ph	3ph
	Maximum Input Current (MCA) A		17.5	21.8	28.3	27.6	14.6	15.1	15.1
	Max Fuse Size	A	20	25	32	32	16	16	16
Interconnection Wiring	Core / Cable Size		3+E / 1.5	3+E / 1.5	3+E / 1.5	3+E / 1.5	3+E / 1.5	3+E / 1.5	3+E / 1.5
Piping Connections	Liquid / Gas	inches (mm)	3/8 (9.5) / 5/8 (15.9)	3/8 (9.5) / 5/8 (15.9)	3/8 (9.5) / 5/8 (15.9)	3/8 (9.5) / 5/8 (15.9)	3/8 (9.5) / 5/8 (15.9)	3/8 (9.5) / 5/8 (15.9)	3/8 (9.5) / 5/8 (15.9)
Pipework	Maximum Length	m	50	50	50	50	50	50	50
	Maximum Vertical Rise	m	30	30	30	30	30	30	30
	Precharged to	m	30	30	30	30	30	30	30
	Additional charge	g/m	35	35	35	35	35	35	35
	Holding charge	kg	2.45	2.60	2.60	2.90	2.60	2.60	2.90
Sound Pressure (Cooling)	Nom / Night Quiet	dBA	46 / 42	53 / 44	53 / 44	54 / 44	53 / 44	53 / 44	54 / 44
Sound Pressure (Heating)	Nom / Night Quiet	dBA	47 / 42	57 / 44	57 / 44	57 / 44	57 / 44	57 / 44	57 / 44
Sound Power (Cooling)		dBA	65	70	71	73	70	71	73
Operating Range (Cooling)	Min / Max	°CDB	-15 / 46	-15 / 46	-15 / 46	-15 / 46	-15 / 46	-15 / 46	-15 / 46
Operating Range (Heating)	Min / Max	°CWB	-15 / 15.5	-15 / 15.5	-15 / 15.5	-15 / 15.5	-15 / 15.5	-15 / 15.5	-15 / 15.5
Air Flow Rate (Cooling)	Nominal	m³/min	56.0	69.0	71.0	76.0	69.0	71.0	76.0
Indoor Unit Trade Price (Includes: BRC1H52W)			1,319.00	1,378.00	1,626.00	1,884.00	1,378.00	1,626.00	1,884.00
Condensing Unit Trade Price			1,250.00	1,729.00	1,895.00	2,109.00	1,783.00	1,954.00	2,174.00
Total System Price			2,569.00	3,107.00	3,521.00	3,993.00	3,161.00	3,580.00	4,058.00

Notes & Features:

- All fan coils supplied as standard with air filter
- New chassis with height of 245mm makes the FBA-A one of the slimmest medium static units on the market



WI-FI ADAPTOR
AVAILABLE AS
AN OPTION

FBA-A(9) / AZAS-M / ARXM-A

Ducted – Active



Accessories:

Accessory Ref	Description	Trade Price
BRP069C81	Wi-Fi adapter for use with Daikin ONECTA App	£111.00
BRC1H52W	Wired touch screen remote controller - White (Included as standard)	£123.00
BRC1H52S	Wired touch screen remote controller - Silver	£130.00
BRC1H52K	Wired touch screen remote controller - Black	£134.00
BRC4C65	Wireless remote controller	£234.00
K.CGL	Condensing unit guard (1450 x 1150 x 650)	£541.00
K.CGM	Condensing unit guard (1150 x 1150 x 650)	£453.00
K.CWB140-2	Wall bracket (140kg, 540mm support arm)	£67.00
K.CWB90-2	Wall bracket (90kg, 500mm support arm)	£51.00
K.DT1	Condensate drip tray for use with K.CWB90-2	£79.00
K.DT2	Condensate drip tray for use with K.CWB140-2	£87.00
K.FF600S	Two flexi-feet (Standard 600mm x 185mm x 100mm) to mount the outdoor unit	£67.00
K.RSS	Wireless room mounted temperature sensor and receiver	£136.00
KLIC-DI_V2	KNX Interface for Sky Air and VRV systems	£284.00
KRCS01-4	Remote room mounted temperature sensor	£58.00
KRP4A53 and UK.FB2	Unit/group adaptor PCB for remote on/off, status indication and temperature setting	£131.00
RS-SE	Service and configuration tool for K.RSS	£140.00
RTD-10 and UK.FB2	Enhanced function PCB for Sky Air and VRV. Duty rotation, Lead Lag control and heating interlock	£356.00
RTD-20 and UK.FB2	Energy control PCB for Sky Air and VRV	£382.00
EKMBPP1 and UK.FB2	Modbus interface PCB for Sky Air and VRV	£285.00
UK.RC3	Return Chamber - FBA60-71 - 2X200mm Spg	£124.00
UK.RC3A	Return Chamber - FBA60-71 - 3X200mm Spg	£135.00
UK.RC4	Return Chamber - FBA100-125-140 - 4X200mm Spg	£167.00
UK.SF3	Supply flange - FBA60-71 - 2x200 Spg	£112.00
UK.SF3A	Supply flange - FBA60-71 - 3x200 Spg	£119.00
UK.SF4	Supply flange - FBA100-125-140 - 4x200 Spg	£150.00

Indoor Units			Single Phase				3 Phase		
			FBA71A9	FBA100A	FBA125A	FBA140A	FBA100A	FBA125A	FBA140A
Capacity	UK Total Cooling	kW	6.65	10.80	13.60	14.90	10.80	13.60	14.90
	UK Sensible Cooling	kW	4.15	7.44	9.30	10.25	7.44	9.30	10.25
	Nominal Cooling	kW	6.8	9.5	12.1	13.4	9.5	12.1	13.4
	Nominal Heating	kW	7.5	10.8	13.5	15.5	10.8	13.5	15.5
Seasonal Efficiency (EN14825) COOLING	Energy Label		A	A+	-	-	A+	-	-
	Pdesign	kW	6.8	9.5	12.1	13.4	9.5	12.1	13.4
	SEER		5.57	5.67	5.24	5.72	5.67	5.24	5.72
	ηs,c	%	-	-	191	217	-	191	217
	Annual Energy Consumption	kWh	427	586	1385	1406	586	1385	1406
Seasonal Efficiency (EN14825) HEATING	Energy Label		A	A	-	-	A	-	-
	Pdesign	kW	4.5	6.0	6.0	7.8	6.0	6.0	7.8
	SCOP		3.81	3.81	3.55	3.85	3.81	3.55	3.85
	ηs,h	%	-	-	139	151	-	139	151
	Annual Energy Consumption	kWh	1654	2205	2366	2836	2205	2366	2836
Air Flow Rate (Cooling)	High / Med / Low	m³/min	18.0 / 15.0 / 12.5	29.0 / 24.5 / 20.0	34.0 / 29.0 / 23.5	34.0 / 29.0 / 23.5	29.0 / 24.5 / 20.0	34.0 / 29.0 / 23.5	34.0 / 29.0 / 23.5
External Static Pressure	High / Nom	Pa	150 / 30	150/40	150/50	150/50	150/40	150/50	150/50
Dimensions	Height	mm	245	245	245	245	245	245	245
	Width	mm	1000	1400	1400	1400	1400	1400	1400
	Depth	mm	800	800	800	800	800	800	800
Weight		kg	35	46	46	46	46	46	46
Sound Pressure (Cooling)	High / Med / Low	dBA	30 / 28 / 25	34 / 32 / 30	37 / 35 / 32	37 / 35 / 32	34 / 32 / 30	37 / 35 / 32	37 / 35 / 32
Sound Pressure (Heating)	High / Med / Low	dBA	31 / 28 / 25	36 / 33 / 30	38 / 35 / 32	38 / 35 / 32	36 / 33 / 30	38 / 35 / 32	38 / 35 / 32
Sound Power (Cooling)		dBA	56	58	62	62	58	62	62

Outdoor Units			ARXM71A	AZAS100MV	AZAS125MV	AZAS140MV	AZAS100MY	AZAS125MY	AZAS140MY
Dimensions	Height x Width x Depth	mm	734 x 954 x 401	990 x 940 x 320	990 x 940 x 320	990 x 940 x 320	990 x 940 x 320	990 x 940 x 320	990 x 940 x 320
Weight		kg	49	72	72	79	72	72	79
Electrical Details	Power Supply		1ph	1ph	1ph	1ph	3ph	3ph	3ph
	Maximum Input Current (MCA) A		15.83	21.5	27.8	27	14.2	14.6	14.6
	Max Fuse Size	A	16	25	32	32	16	16	16
Interconnection Wiring	Core / Cable Size		3+E / 1.5	3+E / 1.5	3+E / 1.5	3+E / 1.5	3+E / 1.5	3+E / 1.5	3+E / 1.5
Piping Connections	Liquid / Gas	inches (mm)	3/8 (9.5) / 5/8 (15.9)	3/8 (9.5) / 5/8 (15.9)	3/8 (9.5) / 5/8 (15.9)	3/8 (9.5) / 5/8 (15.9)	3/8 (9.5) / 5/8 (15.9)	3/8 (9.5) / 5/8 (15.9)	3/8 (9.5) / 5/8 (15.9)
Pipework	Maximum Length	m	30	30	30	30	30	30	30
	Maximum Vertical Rise	m	20	30	30	30	30	30	30
	Precharged to	m	10	30	30	30	30	30	30
	Additional charge	g/m	35	N/A	N/A	N/A	N/A	N/A	N/A
	Holding charge	kg	1.15	2.60	2.60	2.90	2.60	2.60	2.90
Sound Pressure (Cooling)	Nom / Night Quiet	dBA	52	53/44	53/44	54/44	53/44	53/44	54/44
Sound Pressure (Heating)	Nom / Night Quiet	dBA	52	57/44	57/44	57/44	57/44	57/44	57/44
Sound Power (Cooling)		dBA	65	70	71	73	70	71	73
Operating Range (Cooling)	Min / Max	°CDB	-10/46	-10/46	-10/46	-10/46	-10/46	-10/46	-10/46
Operating Range (Heating)	Min / Max	°CWB	-15/18	-15/15.5	-15/15.5	-15/15.5	-15/15.5	-15/15.5	-15/15.5
Air Flow Rate (Cooling)	Nominal	m³/min	46.6	69.0	71.0	76.0	69.0	71.0	76.0

Indoor Unit Trade Price (Includes: BRC1H52W)	1,319.00	1,378.00	1,626.00	1,884.00	1,378.00	1,626.00	1,884.00
Condensing Unit Trade Price	1,089.00	1,338.00	1,502.00	1,682.00	1,412.00	1,583.00	1,773.00
Total System Price	2,408.00	2,716.00	3,128.00	3,566.00	2,790.00	3,209.00	3,657.00



ARXM71A

AZAS100-140M



Madoka
BRC1H52W



onecta

WI-FI ADAPTOR

AVAILABLE AS AN OPTION



FDA-A / RZAG-N / RZASG-M /
RZA-D

Ultra High Static Ducted – Alpha & Advance



Accessories:

Accessory Ref	Description	Trade Price
BRP069C81	Wi-Fi adapter for use with Daikin ONECTA App (for FDA125A)	£111.00
BRP069C82	Wi-Fi adapter for use with Daikin ONECTA App (for FDA200 & 250A)	£111.00
BRC1H52W	Wired touch screen remote controller - White (Included as standard)	£123.00
BRC1H52S	Wired touch screen remote controller - Silver	£130.00
BRC1H52K	Wired touch screen remote controller - Black	£134.00
BRC4C65	Wireless remote controller	£234.00
EKROR03	Remote on/off control interface kit	£39.00
K.CGM	Condensing unit guard (1150 x 1150 x 650)	£453.00
K.CWBXL	Wall bracket (250kg, 660mm support arm)	£103.00
K.DT2	Condensate drip tray for use with K.CWBXL	£87.00
K.FF600S	Two flexi-feet (Standard 600mm x 185mm x 100mm) to mount the outdoor unit	£67.00
KLIC-DI_V2	KNX Interface for Sky Air and VRV systems	£284.00
KRCS01-4	Remote room mounted temperature sensor (for FDA125A)	£58.00
KRCS01-6B	Remote room mounted temperature sensor (for FDA200 & 250A)	£128.00
K.RSS	Wireless room mounted temperature sensor and receiver (for FDA125A)	£136.00
SB.K.RSS_FDA	Wireless room mounted temperature sensor and receiver (for FDA200 & 250A)	£152.00
KRP4A53 and UK.FB2	Unit/group adaptor PCB for remote on/off, status indication and temperature setting	£131.00
RTD-10 and UK.FB2	Enhanced function PCB for Sky Air and VRV. Duty rotation, Lead Lag control and heating interlock	£356.00
RTD-20 and UK.FB2	Energy control PCB for Sky Air and VRV	£382.00
EKMBPP1 and UK.FB2	Modbus interface PCB for Sky Air and VRV	£285.00

Indoor Units			Single Phase		3 Phase			
			FDA125A	FDA125A	FDA125A	FDA125A	FDA200A	FDA250A
Capacity	UK Total Cooling	kW	13.60	13.60	13.60	13.60	20.8	22.9
	UK Sensible Cooling	kW	9.30	9.30	9.30	9.30	17.5	20.1
	Nominal Cooling	kW	12.1	12.1	12.1	12.1	19.0	22.0
	Nominal Heating	kW	13.5	13.5	13.5	13.5	22.4	24.0
Seasonal Efficiency (EN14825) COOLING	Pdesign	kW	12.1	12.1	12.1	12.1	19.0	22.0
	SEER		6.59	5.03	6.59	5.03	6.26	5.38
	ηs,c	%	261	198	261	198	247	212
	Annual Energy Consumption	kWh	1102	1444	1102	1444	1821	2455
Seasonal Efficiency (EN14825) HEATING	Pdesign	kW	9.52	6.00	9.52	6.00	11.2	12.1
	SCOP		4.35	3.58	4.35	3.58	3.59	3.55
	ηs,h	%	171	140	171	140	141	139
	Annual Energy Consumption	kWh	3064	2346	3064	2346	4368	4765
Air Flow Rate (Cooling)	High / Med(200+250) / Low	m³/min	39.0 / 28.0	39.0 / 28.0	39.0 / 28.0	39.0 / 28.0	64.0 / 50.0 / 36.0	69.0 / 56.0 / 43.0
External Static Pressure	High / Nom	Pa	200/50	200/50	200/50	200/50	250/62	250/62
Dimensions	Height	mm	300	300	300	300	470	470
	Width	mm	1400	1400	1400	1400	1490	1490
	Depth	mm	700	700	700	700	1100	1100
Weight		kg	45	45	45	45	104	115
Sound Pressure (Cooling)	High / Med / Low	dBA	40 / - / 33	40 / - / 33	40 / - / 33	40 / - / 33	43 / 39 / 36	44 / 40 / 37
Sound Pressure (Heating)	High / Med / Low	dBA	40 / - / 33	40 / - / 33	40 / - / 33	40 / - / 33	43 / 39 / 36	44 / 40 / 37
Sound Power (Cooling)		dBA	66	66	66	66	69	71

Outdoor Units			RZAG125NV1	RZASG125MV1	RZAG125NY1	RZASG125MY1	RZA200D	RZA250D
Series			Alpha	Advance	Alpha	Advance	Advance	Advance
Dimensions	Height x Width x Depth	mm	870 x 1100 x 460	990 x 940 x 320	870 x 1100 x 460	990 x 940 x 320	870 x 1100 x 460	870 x 1100 x 460
Weight		kg	92	70	92	70	117	117
Electrical Details	Power Supply		1ph	1ph	3ph	3ph	3ph	3ph
	Maximum Input Current (MCA) A		28.2	28.9	15.7	15.7	15.9	15.9
	Max Fuse Size	A	32	32	16	16	20	20
Interconnection Wiring	Core / Cable Size		3+E / 1.5	3+E / 1.5	3+E / 1.5	3+E / 1.5	3+E / 2.5	3+E / 2.5
Piping Connections	Liquid / Gas	inches (mm)	3/8 (9.5) / 5/8 (15.9)	3/8 (9.5) / 5/8 (15.9)	3/8 (9.5) / 5/8 (15.9)	3/8 (9.5) / 5/8 (15.9)	3/8 (9.5) / 7/8 (22.2)	3/8 (9.5) / 7/8 (22.2)
Pipework	Maximum Length	m	85	50	85	50	100	100
	Maximum Vertical Rise	m	30	30	30	30	30	30
	Precharged to	m	40	30	40	30	30	30
	Additional charge	g/m	35	35	35	35	45	45
	Holding charge	kg	3.7	2.60	3.7	2.60	5.00	5.00
Sound Pressure (Cooling)	Nom / Night Quiet	dBA	50	53/44	50	53/44	53	57
Sound Pressure (Heating)	Nom / Night Quiet	dBA	52	57/44	52	57/44	60	63
Sound Power (Cooling)		dBA	69	71	69	71	73	76
Operating Range (Cooling)	Min / Max	°CDB	-20 / 52	-15 / 46	-20 / 52	-15 / 46	-20 / 46	-20 / 46
Operating Range (Heating)	Min / Max	°CWB	-20 / 18	-15 / 15.5	-20 / 18	-15 / 15.5	-20 / 15	-20 / 15
Air Flow Rate (Cooling)	Nominal	m ³ /min	80.0	71.0	80.0	71.0	101.0	119.0

Indoor Unit Trade Price (Includes: BRC1H52W)	£1,779.00	£1,779.00	£1,779.00	£1,779.00	£2,610.00	£3,198.00
Condensing Unit Trade Price	£2,536.00	£1,895.00	£2,652.00	£1,954.00	£3,888.00	£4,200.00
Total System Price	£4,315.00	£3,674.00	£4,431.00	£3,733.00	£6,498.00	£7,398.00

Notes & Features:

- All fan coils supplied as standard with air filter
- Up to 250Pa External Static Pressure
- Auto balancing airflow / ESP on commissioning
- FDA200-250A requires separate 1ph power supply. Please refer to the installation manual



**WI-FI ADAPTOR
AVAILABLE AS
AN OPTION**

Easyzone - Air Cooling and Heating System

The Easyzone system offers a low installation cost and versatile way to control the temperature of multiple spaces from a single ducted fan coil as part of a Split, Sky Air or VRV system.

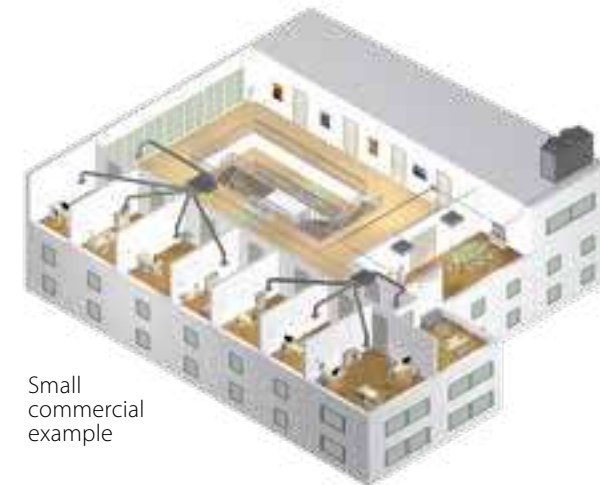
The system consists of an adaptor that fits onto the ducted fan coil, which has between two and eight round duct adaptors depending on how many rooms you want to supply. Each adaptor has its own motorised damper controlling the volume of conditioned air delivered to the space, enabling individual temperature control in each room.

The system must have BRC1H*Madoka remote controller. The first room can then have a Bluezero or wired Think controller. Each subsequent room can then have either a wired or wireless Lite, Think or Bluezero controller.

Easyzone is available for the following fan coils:

Model	Class										
FXSQ-A	15	20	25	32	40	50	63	80	100	125	140
FXDQ-A3		20	25	32	40	50	63				
FBA-A(9)				35		50	60	71	100	125	140
FDXM-F9			25	35		50	60				

Easyzone kit Part Number	Plenum size	No of ducts	Duct size mm	Compatible models	Trade Price
AZEZ6DAIST07XS2	Standard	2	200	FXSQ15A FXSQ20A FXSQ25A FXSQ32A	£1,064.00
AZEZ6DAIST07XS3	Standard	3	200	FXSQ15A FXSQ20A FXSQ25A FXSQ32A	£1,145.00
AZEZ6DAIST07S2	Standard	2	200	FBA35A9 FBA50A9 FXSQ40A FXSQ50A	£1,064.00
AZEZ6DAIST07S3	Standard	3	200	FBA35A9 FBA50A9 FXSQ40A FXSQ50A	£1,145.00
AZEZ6DAIST07S4	Standard	4	200	FBA35A9 FBA50A9 FXSQ40A FXSQ50A	£1,223.00
AZEZ6DAIST07M4	Standard	4	200	FBA60A9 FBA71A9 FXSQ63A FXSQ80A	£1,223.00
AZEZ6DAIST07M5	Standard	5	200	FBA60A9 FBA71A9 FXSQ63A FXSQ80A	£1,364.00
AZEZ6DAIST07M6	Standard	6	200	FBA60A9 FBA71A9 FXSQ63A FXSQ80A	£1,562.00
AZEZ6DAIST07L5	Standard	5	200	FBA100A FBA125A FBA140A FXSQ100A FXSQ125A	£1,364.00
AZEZ6DAIST07L6	Standard	6	200	FBA100A FBA125A FBA140A FXSQ100A FXSQ125A	£1,562.00
AZEZ6DAIST07L7	Standard	7	200	FBA100A FBA125A FBA140A FXSQ100A FXSQ125A	£1,652.00
AZEZ6DAIST07L8	Standard	8	200	FBA100A FBA125A FBA140A FXSQ100A FXSQ125A	£1,740.00
AZEZ6DAIST07XL7	Standard	7	200	FXSQ140A	£1,652.00
AZEZ6DAIST07XL8	Standard	8	200	FXSQ140A	£1,740.00
AZEZ6DAIBS07XS2	Medium	2	200	FXSQ15A FXSQ20A FXSQ25A FXSQ32A	£1,064.00
AZEZ6DAIBS07XS3	Medium	3	200	FXSQ15A FXSQ20A FXSQ25A FXSQ32A	£1,145.00
AZEZ6DAIBS07S2	Medium	2	200	FBA35A9 FBA50A9 FXSQ40A FXSQ50A	£1,064.00
AZEZ6DAIBS07S3	Medium	3	200	FBA35A9 FBA50A9 FXSQ40A FXSQ50A	£1,145.00
AZEZ6DAIBS07S4	Medium	4	200	FBA35A9 FBA50A9 FXSQ40A FXSQ50A	£1,223.00
AZEZ6DAIBS07S5	Medium	5	200	FBA35A9 FBA50A9 FXSQ40A FXSQ50A	£1,364.00
AZEZ6DAIBS07M3	Medium	3	200	FBA60A9 FBA71A9 FXSQ63A FXSQ80A	£1,145.00
AZEZ6DAIBS07M4	Medium	4	200	FBA60A9 FBA71A9 FXSQ63A FXSQ80A	£1,223.00
AZEZ6DAIBS07M5	Medium	5	200	FBA60A9 FBA71A9 FXSQ63A FXSQ80A	£1,364.00
AZEZ6DAIBS07M6	Medium	6	200	FBA60A9 FBA71A9 FXSQ63A FXSQ80A	£1,562.00
AZEZ6DAIBS07L4	Medium	4	200	FBA100A FBA125A FBA140A FXSQ100A FXSQ125A	£1,223.00
AZEZ6DAIBS07L5	Medium	5	200	FBA100A FBA125A FBA140A FXSQ100A FXSQ125A	£1,364.00
AZEZ6DAIBS07L6	Medium	6	200	FBA100A FBA125A FBA140A FXSQ100A FXSQ125A	£1,562.00
AZEZ6DAIBS07XL5	Medium	5	200	FXSQ140A	£1,364.00
AZEZ6DAIBS07XL6	Medium	6	200	FXSQ140A	£1,562.00
AZEZ6DAISL01S2	Slim	2	150	FDXM25F9 FDXM35F9 FXDQ15A3 FXDQ20A3 FXDQ25A3 FXDQ32A3	£1,106.00
AZEZ6DAISL01S3	Slim	3	150	FDXM25F9 FDXM35F9 FXDQ15A3 FXDQ20A3 FXDQ25A3 FXDQ32A3	£1,189.00
AZEZ6DAISL01M4	Slim	4	150	FXDQ40A3 FXDQ50A3	£1,268.00
AZEZ6DAISL01L5	Slim	5	150	FDXM50F9 FDXM60F9 FXDQ63A3	£1,354.00



Small commercial example



Compact ceiling void for FXDQ-A3 and FDXM-F9



Standard ceiling void for FBA-A(9) and FXSQ-A



AZCE6BLUEZEROCB



AZCE6THINKRB



AZCE6LITERB



BRC1H52W remote control






Minimum requirements: Daikin Ducted unit from the list above + associated Easyzone kit, 1 x BRC1H*, 1 x AZCE6BLUEZERO Bluezero controller and additional AZCE* controllers per room as required.

Note: EasyZone is not compatible with VRV R-32 ducted indoor units.


Accessories for Easyzone system

Daikin offers a series of new accessories to increase the flexibility and speed of installation of the Easyzone multi-room air conditioning system.



Zone room controllers

Model	Description	Trade Price
 BRC1H52W	Wired touch screen remote controller - White	£119.00
 AZCE6BLUEZEROCB	Main room thermostat (at least 1 required)	£200.00
 AZCE6THINKRB	Additional wireless touch screen room thermostat (Think)	£228.00
 AZCE6LITERB	Additional wireless touch screen room thermostat (Lite)	£180.00
 AZCE6LITECB	Additional wired touch screen room thermostat (Lite)	£144.00

Zone controlling cabling


Model	Description	Trade Price
 AZX6CABLEBUS15	15m of interconnecting cable for Easyzone thermostats	£14.00
AZX6CABLEBUS100	100m of interconnecting cable for Easyzone thermostats	£119.00

Webserver cloud control

Model	Description	Trade Price
 AZX6WSC5GER	PCB mounted Webserver cloud (wireless)	£268.00
 AZX6WSPHUB	Free standing Webserver cloud (wired)	£268.00


N.B. These interfaces cannot be combined with the BACNet or KNX gateways.

BACNet gateway

Model	Description	Trade Price
 AZX6WSPBAC	BACNET gateway	£268.00




N.B. In addition to a AZX6BACNET per Easyzone unit, a DCM009A51 BACNet Client software is required per Intelligent Touch Manager
This gateway cannot be combined with either Webserver cloud controller or the KNX gateway.

KNX gateway

Model	Description	Trade Price
 AZX6KNXGTWAY	KNX gateway	£268.00

N.B. This interface cannot be combined with either Webserver cloud controller or the BACNet gateway

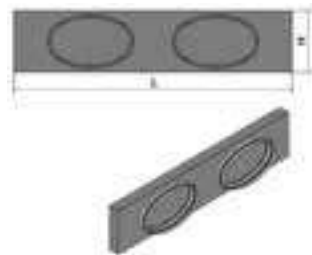
Supply air diffusers and plenum

Model	Description	Trade Price
	RDHV040015BKX Air diffuser - wall	£31.00
	RLQV040015BKX Air diffuser - ceiling	£47.00
	PREJ040015T Plenum for wall & ceiling diffuser	£105.00

Air intake plenums

Designed to perfectly match the return air connection on the Daikin indoor unit, a range of air intake plenums is now available.

Each plenum is provided with a number of Ø250Emm* spigots to ensure adequate airflow is available for correct unit operation.



Model	Description	Compatible FCU	Trade Price
AZCEZDAPR07XS	Standard unit return plenum – XS (1 spigot)	FXSQ15A, FXSQ20A, FXSQ25A, FXSQ32A	£119.00
AZCEZDAPR07S	Standard unit return plenum – S (1 spigot)	FBA35A, FBA50A, FXSQ40A, FXSQ50A	£119.00
AZCEZDAPR07M	Standard unit return plenum – M (2 spigots)	FBA60A, FBA71A, FXSQ63A, FXSQ80A	£136.00
AZCEZDAPR07L	Standard unit return plenum – L (4 spigots)	FBA100A, FBA125A, FBA140A, FXSQ100A, FXSQ125A	£175.00
AZCEZDAPR07XL	Standard unit return plenum - XL (4 spigots)	FXSQ140A	£196.00

N.B. The Ø250Emm connections are elliptical in shape but are equivalent to a Ø250mm circular connection.

Return air diffuser c/w filter and plenum

Model	Description	Trade Price
	Air intake filter slot + filter <u>Fan coil units:</u> FBA35A, FBA50A, FXSQ15A, FXSQ20A, FXSQ25A, FXSQ32A, FXSQ40A, FXSQ50A (1 diffuser Required) <u>Fan coil units:</u> FBA60A, FBA71A, FXSQ63A, FXSQ80A (2 diffusers Required) <u>Fan coil units:</u> FBA100A, FBA125A, FBA140A, FXSQ100A, FXSQ125A, FXSQ140A (4 diffusers Required)	£175.00
	BR500 Air intake plenum for RRFR050050BTX	£236.00

N.B. The Ø250Emm connections are elliptical in shape but are equivalent to a Ø250mm circular connection.



FVXM-A9/ RXM-A(9)

Floor Standing Cased – Standard Inverter



Accessories:

Accessory Ref	Description	Trade Price
EKRS21	Wire harness for new S21 port for all marked (*) options	£9.00
BRC073*	Wired remote Control - Connection cable required	£119.00
BRCW901A03	3m extension cord required for wired remote control BRC073	£17.00
BRCW901A08	8m extension cord required for wired remote control BRC073	£30.00
KRP413A15*	Adaptor PCB for remote on/off control - constant/pulse contact	£112.00
KRP928A25*	Adaptor PCB for interface to Daikin centralised control systems	£202.00
KLIC-DDV3*	KNX interface for Split type systems	£250.00
RTD-RA*	Adaptor PCB for Modbus connection and/or extended system functions	£232.00
K.CWB90-2	Wall bracket (90kg, 500mm support arm)	£51.00
K.DT1	Condensate drip tray for use with Split ODU - tray width 800mm	£79.00
K.FF600S	Two flexi-feet (Standard 600mm x 185mm x 100mm) to mount the outdoor unit	£67.00
K.CGS	Condensing unit guard (750 x 1050 x 460)	£328.00
K.CGM	Condensing unit Guard (1150 x 1150 x 650)	£453.00

Notes & Features:

- Wired controller, KLIC-DDV3 and RTD-RA options cannot be combined
- Wireless remote controller with 7-day weekly timer
- Night set mode
- Powerful operation
- Dry programme: reduces humidity in the rooms without variations in internal temperature
- Heat boost function to reach set point quicker during start-up
- Heat+ warms up room for 30min via convection at low fan speed

Indoor Units			CVXM20A9	FVXM25A9	FVXM35A9	FVXM50A9
Capacity	UK Total Cooling	kW	Multi Combinations Only	2.35	3.32	4.86
	UK Sensible Cooling	kW		1.71	2.22	3.55
	Nominal Cooling	kW		2.4	3.4	5.0
	Nominal Heating	kW		3.4	4.5	5.8
	Energy Label			A+++	A++	A++
Seasonal Efficiency (EN14825) COOLING	Pdesign	kW		2.4	3.4	5.0
	SEER			8.55	8.11	7.30
	Annual Energy Consumption kWh			98	147	240
Seasonal Efficiency (EN14825) HEATING	Energy Label			A++	A++	A+
	Pdesign	kW		2.3	2.8	4.1
	SCOP			4.65	4.63	4.31
	Annual Energy Consumption kWh			692	847	1330
Air Flow Rate (Cooling)	High / Med / Low / Silent	m³/min	8.7 / 7.0 / 4.9 / 4.1	8.7 / 7.0 / 4.9 / 4.1	9.2 / 7.0 / 4.9 / 4.1	11.6 / 9.0 / 6.6 / 5.4
Dimensions	Height	mm	600	600	600	600
	Width	mm	750	750	750	750
	Depth	mm	238	238	238	238
Weight		kg	17	17	17	17
Sound Pressure (Cooling)	High / Med / Low / Silent	dBA	38 / 32 / 25 / 22	38 / 32 / 25 / 20	39 / 32 / 25 / 20	44 / 38 / 31 / 27
Sound Pressure (Heating)	High / Med / Low / Silent	dBA	38 / 32 / 25 / 21	38 / 32 / 25 / 19	39 / 32 / 25 / 19	46 / 40 / 35 / 29
Sound Power (Cooling)		dBA	52	52	53	61

Outdoor Units			RXM25A9	RXM35A9	RXM50A9
Dimensions	Height x Width x Depth	mm	610 x 923 x 367	610 x 923 x 367	734 x 954 x 401
Weight		kg	36	36	49
Electrical Details	Power Supply		1ph	1ph	1ph
	Maximum Input Current (MCA) A		10.92	10.92	14.04
	Max Fuse Size	A	13	13	16
Interconnection Wiring	Core / Cable size		3+E / 1.5	3+E / 1.5	3+E / 1.5
Piping Connections	Liquid / Gas	inches (mm)	1/4 (6.4) / 3/8 (9.5)	1/4 (6.4) / 3/8 (9.5)	1/4 (6.4) / 1/2 (12.7)
Pipework	Maximum Length	m	20	20	30
	Maximum Vertical Rise	m	15	15	20
	Precharged to	m	10	10	10
	Additional Charge	g/m	20	20	20
	Holding Charge	kg	0.95	0.95	1.10
Sound Pressure (Cooling)	Nominal	dBA	47	47	48
Sound Pressure (Heating)	Nominal	dBA	49	49	49
Sound Power (Cooling)		dBA	58	58	62
Operating Range (Cooling)	Min / Max	°CDB	-10 / 50	-10 / 50	-10 / 50
Operating Range (Heating)	Min / Max	°CWB	-21 / 18	-21 / 18	-21 / 18
Air Flow Rate (Cooling)	Nominal	m³/min	39.1	39.1	58.0
Meets ETL criteria			●	●	●
Indoor Unit Trade Price			£821.00	£886.00	£968.00
Condensing Unit Trade Price			£668.00	£777.00	£974.00
Total System Price			£1,489.00	£1,663.00	£1,942.00

Notes & Features:

- Wired controller, KLIC-DDV3 and RTD-RA options cannot be combined
- Wireless remote controller with 7-day weekly timer
- Night set mode
- Powerful operation
- Dry programme: reduces humidity in the rooms without variations in internal temperature
- Heat boost function to reach set point quicker during start-up
- Heat+ warms up room for 30min via convection at low fan speed
- Floor warming function to provide even heat distribution up to 3.5m distance
- Connectable with all MXM-A9 multis only due to integrated leak sensor
- Can be connected with R410A Mini VRV using BPMK boxes



RXM25-35A9





FVA-A / RZAG-N

Floor Standing – Alpha



Accessories:

Accessory Ref	Description	Trade Price
BRP069C81	Wi-Fi adapter for use with Daikin ONECTA App	£111.00
BRC1E53A	Wired Remote Controller suitable for integration in front panel	£136.00
BRC1H52W	Wired touch screen remote controller - White (Included as standard)	£123.00
BRC1H52S	Wired touch screen remote controller - Silver	£130.00
BRC1H52K	Wired touch screen remote controller - Black	£134.00
K.CGM	Condensing unit guard (1150 x 1150 x 650)	£453.00
K.CWBXL	Wall bracket (250kg, 660mm support arm)	£103.00
K.DT2	Condensate drip tray for use with K.CWBXL	£87.00
K.FF600S	Two flexi-feet (Standard 600mm x 185mm x 100mm) to mount the outdoor unit	£67.00
KLIC-DL_V2	KNX Interface for Sky Air and VRV systems	£284.00
KRP4A53 and UK.FB2	Unit/group adaptor PCB for remote on/off, status indication and temperature setting	£131.00
RTD-10 and UK.FB2	Enhanced function PCB for Sky Air and VRV. Duty rotation, Lead Lag control and heating interlock	£356.00
RTD-20 and UK.FB2	Energy control PCB for Sky Air and VRV	£382.00
EKMBPP1 and UK.FB2	Modbus interface PCB for Sky Air and VRV	£285.00

Indoor Units			Single Phase				3 Phase			
			FVA71A	FVA100A	FVA125A	FVA140A	FVA71A	FVA100A	FVA125A	FVA140A
Capacity	UK Total Cooling	kW	7.76	10.85	13.6	14.93	7.76	10.85	13.6	14.93
	UK Sensible Cooling	kW	5.32	7.44	9.3	10.25	5.32	7.44	9.3	10.25
	Nominal Cooling	kW	6.8	9.5	12.1	13.4	6.8	9.5	12.1	13.4
	Nominal Heating	kW	7.5	10.8	13.5	15.5	7.5	10.8	13.5	15.5
Seasonal Efficiency (EN14825) COOLING	Energy Label		A++	A++	-	-	A++	A++	-	-
	Pdesign	kW	6.8	9.5	12.1	13.4	6.8	9.5	12.1	13.4
	SEER		6.34	6.40	6.41	6.12	6.34	6.40	6.41	6.12
	ηs,c	%	-	-	253	242	-	-	253	242
	Annual Energy Consumption	kWh	376	520	1133	1314	376	520	1133	1314
Seasonal Efficiency (EN14825) HEATING	Energy Label		A+	A+	-	-	A+	A+	-	-
	Pdesign	kW	4.70	7.80	9.52	9.52	4.70	7.80	9.52	9.52
	SCOP		4.05	4.20	4.15	3.94	4.05	4.20	4.15	3.94
	ηs,h	%	-	-	163	155	-	-	163	155
	Annual Energy Consumption	kWh	1625	2600	3209	3383	1625	2600	3209	3383
Air Flow Rate (Cooling)	High / Med / Low	m³/min	18.0 / 16.0 / 14.0	28.0 / 25.0 / 22.0	28.0 / 26.0 / 24.0	30.0 / 28.0 / 26.0	18.0 / 16.0 / 14.0	28.0 / 25.0 / 22.0	28.0 / 26.0 / 24.0	30.0 / 28.0 / 26.0
Dimensions	Height	mm	1850	1850	1850	1850	1850	1850	1850	1850
	Width	mm	600	600	600	600	600	600	600	600
	Depth	mm	270	350	350	350	270	350	350	350
Weight		kg	42	50	50	50	42	50	50	50
Sound Pressure (Cooling)	High / Medium / Low	dBA	43 / 41 / 38	50 / 47 / 44	51 / 48 / 46	53 / 51 / 48	43 / 41 / 38	50 / 47 / 44	51 / 48 / 46	53 / 51 / 48
Sound Pressure (Heating)	High / Nom / Low	dBA	43 / 41 / 38	50 / 47 / 44	51 / 48 / 46	53 / 51 / 48	43 / 41 / 38	50 / 47 / 44	51 / 48 / 46	53 / 51 / 48
Sound Power (Cooling)		dBA	55	62	63	65	55	62	63	65

Outdoor Units			RZAG71NV1	RZAG100NV1	RZAG125NV1	RZAG140NV1	RZAG71NY1	RZAG100NY1	RZAG125NY1	RZAG140NY1
Dimensions	Height x Width x Depth	mm	870 x 1100 x 460	870 x 1100 x 460	870 x 1100 x 460	870 x 1100 x 460	870 x 1100 x 460	870 x 1100 x 460	870 x 1100 x 460	870 x 1100 x 460
Weight		kg	81	85	95	95	81	85	95	95
Electrical Details	Power Supply		1ph	1ph	1ph	1ph	3ph	3ph	3ph	3ph
	Maximum Input Current (MCA) A		17.8	22.4	27.6	27.9	11.2	15.1	15.1	15.4
	Max Fuse Size	A	20	32	32	32	16	16	16	16
Interconnection Wiring	Core / Cable Size		3+E / 1.5	3+E / 1.5	3+E / 1.5	3+E / 1.5	3+E / 1.5	3+E / 1.5	3+E / 1.5	3+E / 1.5
Piping Connections	Liquid / Gas	inches (mm)	3/8 (9.5) / 5/8 (15.9)	3/8 (9.5) / 5/8 (15.9)	3/8 (9.5) / 5/8 (15.9)	3/8 (9.5) / 5/8 (15.9)	3/8 (9.5) / 5/8 (15.9)	3/8 (9.5) / 5/8 (15.9)	3/8 (9.5) / 5/8 (15.9)	3/8 (9.5) / 5/8 (15.9)
Pipework	Maximum Length	m	55	85	85	85	55	85	85	85
	Maximum Vertical Rise	m	30	30	30	30	30	30	30	30
	Precharged to	m	40	40	40	40	40	40	40	40
	Additional charge	g/m	35	35	35	35	35	35	35	35
	Holding charge	kg	3.2	3.2	3.7	3.7	3.2	3.2	3.7	3.7
Sound Pressure (Cooling)	Nom / Night Quiet	dBA	46 / 44	47 / 45	49 / 47	50 / 48	46 / 44	47 / 45	49 / 47	50 / 48
Sound Pressure (Heating)	Nom / Night Quiet	dBA	48 / 44	50 / 45	52 / 47	52 / 48	48 / 44	50 / 45	52 / 47	52 / 48
Sound Power (Cooling)		dBA	64	66	69	70	64	66	69	70
Operating Range (Cooling)	Min / Max	°CDB	-20 / 52	-20 / 52	-20 / 52	-20 / 52	-20 / 52	-20 / 52	-20 / 52	-20 / 52
Operating Range (Heating)	Min / Max	°CWB	-20 / 18	-20 / 18	-20 / 18	-20 / 18	-20 / 18	-20 / 18	-20 / 18	-20 / 18
Air Flow Rate (Cooling)	Nominal	m³/min	68.0	67.0	80.0	87.0	68.0	67.0	80.0	87.0

Indoor Unit Trade Price (Includes: BRC1H52W)	£1,527.00	£1,680.00	£1,852.00	£1,992.00	£1,527.00	£1,680.00	£1,852.00	£1,992.00
Condensing Unit Trade Price	£1,815.00	£2,303.00	£2,536.00	£2,894.00	£1,870.00	£2,410.00	£2,652.00	£3,048.00
Total System Price	£3,342.00	£3,983.00	£4,388.00	£4,886.00	£3,397.00	£4,090.00	£4,504.00	£5,040.00

Notes & Features:

- Vertical air flow pattern can be adjusted manually to match requirements
- Controllable horizontal air-blow patterns
- Comms, computer and server room cooling possible with EDP setting (Alpha only)



RZAG71-140N



WI-FI ADAPTOR

AVAILABLE AS AN OPTION

FVA-A / RZASG-M

Floor Standing – Advance



Accessories:

Accessory Ref	Description	Trade Price
BRP069C81	Wi-Fi adapter for use with Daikin ONECTA App	£111.00
BRC1E53A	Wired Remote Controller suitable for integration in front panel	£136.00
BRC1H52W	Wired touch screen remote controller - White (Included as standard)	£123.00
BRC1H52S	Wired touch screen remote controller - Silver	£130.00
BRC1H52K	Wired touch screen remote controller - Black	£134.00
K.CGM	Condensing unit guard (1150 x 1150 x 650)	£453.00
K.CWBXL	Wall bracket (250kg, 660mm support arm)	£103.00
K.DT2	Condensate drip tray for use with K.CWBXL	£87.00
K.FF600S	Two flexi-feet (Standard 600mm x 185mm x 100mm) to mount the outdoor unit	£67.00
KLIC-DL_V2	KNX Interface for Sky Air and VRV systems	£284.00
KRP4A53 and UK.FB2	Unit/group adaptor PCB for remote on/off, status indication and temperature setting	£131.00
RTD-10 and UK.FB2	Enhanced function PCB for Sky Air and VRV. Duty rotation, Lead Lag control and heating interlock	£356.00
RTD-20 and UK.FB2	Energy control PCB for Sky Air and VRV	£382.00
EKMBPP1 and UK.FB2	Modbus interface PCB for Sky Air and VRV	£285.00

Indoor Units			Single Phase				3 Phase		
			FVA71A	FVA100A	FVA125A	FVA140A	FVA100A	FVA125A	FVA140A
Capacity	UK Total Cooling	kW	7.28	10.80	13.60	14.90	10.80	13.60	14.90
	UK Sensible Cooling	kW	4.99	7.44	9.30	10.25	7.44	9.30	10.25
	Nominal Cooling	kW	6.8	9.5	12.1	13.4	9.5	12.1	13.4
	Nominal Heating	kW	7.5	10.8	13.5	15.5	10.8	13.5	15.5
Seasonal Efficiency (EN14825) COOLING	Energy Label		A+	A+	-	-	A+	-	-
	Pdesign	kW	6.8	9.5	12.1	13.4	9.5	12.1	13.4
	SEER		5.83	5.72	5.52	5.63	5.72	5.52	5.63
	ηs,c	%	-	-	218	222	-	218	222
	Annual Energy Consumption	kWh	408	581	1314	1428	581	1314	1428
Seasonal Efficiency (EN14825) HEATING	Energy Label		A+	A	-	-	A	-	-
	Pdesign	kW	4.5	6.0	6.0	7.8	6.0	6.0	7.8
	SCOP		4.04	3.83	3.64	3.81	3.83	3.64	3.81
	ηs,h	%	-	-	143	149	-	143	149
	Annual Energy Consumption	kWh	1559	2193	2308	2866	2193	2308	2866
Air Flow Rate (Cooling)	High / Med / Low	m³/min	18.0 / 16.0 / 14.0	28.0 / 25.0 / 22.0	28.0 / 26.0 / 24.0	30.0 / 28.0 / 26.0	28.0 / 25.0 / 22.0	28.0 / 26.0 / 24.0	30.0 / 28.0 / 26.0
Dimensions	Height	mm	1850	1850	1850	1850	1850	1850	1850
	Width	mm	600	600	600	600	600	600	600
	Depth	mm	270	350	350	350	350	350	350
Weight		kg	42	50	50	50	50	50	50
Sound Pressure (Cooling)	High / Med / Low	dBA	43 / 41 / 38	50 / 47 / 44	51 / 48 / 46	53 / 51 / 48	50 / 47 / 44	51 / 48 / 46	53 / 51 / 48
Sound Pressure (Heating)	High / Nom / Low	dBA	43 / 41 / 38	50 / 47 / 44	51 / 48 / 46	53 / 51 / 48	50 / 47 / 44	51 / 48 / 46	53 / 51 / 48
Sound Power (Cooling)		dBA	55	62	63	65	62	63	65

Outdoor Units			RZASG71MV1	RZASG100MV1	RZASG125MV1	RZASG140MV1	RZASG100MY1	RZASG125MY1	RZASG140MY1
Dimensions	Height x Width x Depth	mm	770 x 900 x 320	990 x 940 x 320	990 x 940 x 320	990 x 940 x 320	990 x 940 x 320	990 x 940 x 320	990 x 940 x 320
		kg	60	70	70	78	70	70	77
Electrical Details	Power Supply		1ph	1ph	1ph	1ph	3ph	3ph	3ph
	Maximum Input Current (MCA) A		17.6	22.0	28.0	27.5	14.8	14.8	15.0
	Max Fuse Size	A	20	25	32	32	16	16	16
Interconnection Wiring	Core / Cable Size		3+E / 1.5	3+E / 1.5	3+E / 1.5	3+E / 1.5	3+E / 1.5	3+E / 1.5	3+E / 1.5
Piping Connections	Liquid / Gas	inches (mm)	3/8 (9.5) / 5/8 (15.9)	3/8 (9.5) / 5/8 (15.9)	3/8 (9.5) / 5/8 (15.9)	3/8 (9.5) / 5/8 (15.9)	3/8 (9.5) / 5/8 (15.9)	3/8 (9.5) / 5/8 (15.9)	3/8 (9.5) / 5/8 (15.9)
Pipework	Maximum Length	m	50	50	50	50	50	50	50
	Maximum Vertical Rise	m	30	30	30	30	30	30	30
	Precharged to	m	30	30	30	30	30	30	30
	Additional charge	g/m	35	35	35	35	35	35	35
	Holding charge	kg	2.45	2.60	2.60	2.90	2.60	2.60	2.90
Sound Pressure (Cooling)	Nom / Night Quiet	dBA	46 / 42	53 / 44	53 / 44	54 / 44	53 / 44	53 / 44	54 / 44
Sound Pressure (Heating)	Nom / Night Quiet	dBA	47 / 42	57 / 44	57 / 44	57 / 44	57 / 44	57 / 44	57 / 44
Sound Power (Cooling)		dBA	65	70	71	73	70	71	73
Operating Range (Cooling)	Min / Max	°CDB	-15 / 46	-15 / 46	-15 / 46	-15 / 46	-15 / 46	-15 / 46	-15 / 46
Operating Range (Heating)	Min / Max	°CWB	-15 / 15.5	-15 / 15.5	-15 / 15.5	-15 / 15.5	-15 / 15.5	-15 / 15.5	-15 / 15.5
Air Flow Rate (Cooling)	Nominal	m³/min	56.0	69.0	71.0	76.0	69.0	71.0	76.0

Indoor Unit Trade Price (Includes: BRC1H52W)	£1,527.00	£1,680.00	£1,852.00	£1,992.00	£1,680.00	£1,852.00	£1,992.00
Condensing Unit Trade Price	£1,250.00	£1,729.00	£1,895.00	£2,109.00	£1,783.00	£1,954.00	£2,174.00
Total System Price	£2,777.00	£3,409.00	£3,747.00	£4,101.00	£3,463.00	£3,806.00	£4,166.00



WI-FI ADAPTOR
AVAILABLE AS AN OPTION



FVA-A / AZAS-M

Floor Standing – Active



Accessories:

Accessory Ref	Description	Trade Price
BRP069C81	Wi-Fi adapter for use with Daikin ONECTA App	£111.00
BRC1E53A	Wired Remote Controller suitable for integration in front panel	£136.00
BRC1H52W	Wired touch screen remote controller - White (Included as standard)	£123.00
BRC1H52S	Wired touch screen remote controller - Silver	£130.00
BRC1H52K	Wired touch screen remote controller - Black	£134.00
K.CGM	Condensing unit guard (1150 x 1150 x 650)	£453.00
K.CWBXL	Wall bracket (250kg, 660mm support arm)	£103.00
K.DT2	Condensate drip tray for use with K.CWBXL	£87.00
K.FF600S	Two flexi-feet (Standard 600mm x 185mm x 100mm) to mount the outdoor unit	£67.00
KLIC-DL_V2	KNX Interface for Sky Air and VRV systems	£284.00
KRP4A53 and UK.FB2	Unit/group adaptor PCB for remote on/off, status indication and temperature setting	£131.00
RTD-10 and UK.FB2	Enhanced function PCB for Sky Air and VRV. Duty rotation, Lead Lag control and heating interlock	£356.00
RTD-20 and UK.FB2	Energy control PCB for Sky Air and VRV	£382.00
EKMBPP1 and UK.FB2	Modbus interface PCB for Sky Air and VRV	£285.00

Indoor Units			Single Phase			3 Phase		
			FVA100A	FVA125A	FVA140A	FVA100A	FVA125A	FVA140A
Capacity	UK Total Cooling	kW	10.80	13.60	14.90	10.80	13.60	14.90
	UK Sensible Cooling	kW	7.44	9.30	10.25	7.44	9.30	10.25
	Nominal Cooling	kW	9.5	12.1	13.4	9.5	12.1	13.4
	Nominal Heating	kW	10.8	13.5	15.5	10.8	13.5	15.5
Seasonal Efficiency (EN14825) COOLING	Energy Label		A	-	-	A	-	-
	Pdesign	kW	9.5	12.1	13.4	9.5	12.1	13.4
	SEER		5.5	5.30	5.4	5.5	5.30	5.4
	ηs,c	%	-	209	213	-	209	213
	Annual Energy Consumption	kWh	605	1370	1489	605	1370	1489
	Energy Label		A	-	-	A	-	-
Seasonal Efficiency (EN14825) HEATING	Pdesign	kW	6.0	6.0	7.8	6.0	6.0	7.8
	SCOP		3.79	3.56	3.81	3.79	3.56	3.81
	ηs,h	%	-	139	149	-	139	149
	Annual Energy Consumption	kWh	2217	2360	2866	2217	2360	2866
	Energy Label		A	-	-	A	-	-
	Pdesign	kW	6.0	6.0	7.8	6.0	6.0	7.8
Air Flow Rate (Cooling)	High / Med / Low	m³/min	28.0 / 25.0 / 22.0	28.0 / 26.0 / 24.0	30.0 / 28.0 / 26.0	28.0 / 25.0 / 22.0	28.0 / 26.0 / 24.0	30.0 / 28.0 / 26.0
Dimensions	Height	mm	1850	1850	1850	1850	1850	1850
	Width	mm	600	600	600	600	600	600
	Depth	mm	350	350	350	350	350	350
Weight		kg	50	50	50	50	50	50
Sound Pressure (Cooling)	High / Med / Low	dBA	50/47/44	51/48/46	53/51/48	50/47/44	51/48/46	53/51/48
Sound Pressure (Heating)	High / Nom / Low	dBA	50/47/44	51/48/46	53/51/48	50/47/44	51/48/46	53/51/48
Sound Power (Cooling)		dBA	62	63	65	62	63	65

Outdoor Units			AZAS100MV	AZAS125MV	AZAS140MV	AZAS100MY	AZAS125MY	AZAS140MY
Dimensions	Height x Width x Depth	mm	990 x 940 x 320	990 x 940 x 320	990 x 940 x 320	990 x 940 x 320	990 x 940 x 320	990 x 940 x 320
		kg	72	72	79	72	72	79
Electrical Details	Power Supply		1ph	1ph	1ph	3ph	3ph	3ph
	Maximum Input Current (MCA) A		21.5	27.8	27	14.2	14.6	14.6
	Max Fuse Size	A	25	32	32	16	16	16
	Core / Cable Size		3+E / 1.5	3+E / 1.5	3+E / 1.5	3+E / 1.5	3+E / 1.5	3+E / 1.5
Piping Connections	Liquid / Gas	inches (mm)	3/8 (9.5) / 5/8 (15.9)	3/8 (9.5) / 5/8 (15.9)	3/8 (9.5) / 5/8 (15.9)	3/8 (9.5) / 5/8 (15.9)	3/8 (9.5) / 5/8 (15.9)	3/8 (9.5) / 5/8 (15.9)
Pipework	Maximum Length	m	30	30	30	30	30	30
	Maximum Vertical Rise	m	30	30	30	30	30	30
	Precharged to	m	30	30	30	30	30	30
	Additional charge	g/m	N/A	N/A	N/A	N/A	N/A	N/A
	Holding charge	kg	2.60	2.60	2.90	2.60	2.60	2.90
Sound Pressure (Cooling)	Nom / Night Quiet	dBA	53/44	53/44	54/44	53/44	53/44	54/44
Sound Pressure (Heating)	Nom / Night Quiet	dBA	57/44	57/44	57/44	57/44	57/44	57/44
Sound Power (Cooling)		dBA	70	71	73	70	71	73
Operating Range (Cooling)	Min / Max	°CDB	-10/46	-10/46	-10/46	-10/46	-10/46	-10/46
Operating Range (Heating)	Min / Max	°CWB	-15/15.5	-15/15.5	-15/15.5	-15/15.5	-15/15.5	-15/15.5
Air Flow Rate (Cooling)	Nominal	m³/min	69.0	71.0	76.0	69.0	71.0	76.0

Indoor Unit Trade Price (Includes: BRC1H52W)	£1,680.00	£1,852.00	£1,992.00	£1,680.00	£1,852.00	£1,992.00
Condensing Unit Trade Price	£1,338.00	£1,502.00	£1,682.00	£1,412.00	£1,583.00	£1,773.00
Total System Price	£3,018.00	£3,354.00	£3,674.00	£3,092.00	£3,435.00	£3,765.00



Madoka BRC1H52W


WI-FI ADAPTOR
 AVAILABLE AS
 AN OPTION

FNA-A9 / RZAG-B

Concealed Floor Standing – Mini Sky Air



50m
PIPE RUN

Accessories:

Accessory Ref	Description	Trade Price
BRP069C81	Wi-Fi adapter for use with Daikin ONECTA App	£111.00
BRC1H52W	Wired touch screen remote controller - White (Included as standard)	£123.00
BRC1H52S	Wired touch screen remote controller - Silver	£130.00
BRC1H52K	Wired touch screen remote controller - Black	£134.00
BRC4C65	Wireless remote controller	£234.00
K.CGM	Condensing Unit Guard (1150 x 1150 x 650)	£453.00
K.CWB90-2	Wall bracket (90kg, 500mm support arm)	£51.00
K.DT1	Condensate drip tray for use with K.CWB90-2	£79.00
K.FF600S	Two flexi-feet (Standard 600mm x 185mm x 100mm) to mount the outdoor unit	£67.00
K.RSS	Wireless room mounted temperature sensor and receiver	£136.00
KLIC-DI_V2	KNX Interface for Sky Air and VRV systems	£284.00
KRCS01-4	Remote room mounted temperature sensor	£58.00
KRP4A53 and UK.FB2	Unit/group adaptor PCB for remote on/off, status indication and temperature setting	£131.00
RS-SE	Service and configuration tool for K.RSS	£140.00
RTD-10 and UK.FB2	Enhanced function PCB for Sky Air and VRV. Duty rotation, Lead Lag control and heating interlock	£356.00
RTD-20 and UK.FB2	Energy control PCB for Sky Air and VRV	£382.00
EKMBPP1 and UK.FB2	Modbus interface PCB for Sky Air and VRV	£285.00

Indoor Units			FNA35A9	FNA50A9	FNA60A9
Capacity	UK Total Cooling	kW	3.42	4.89	5.86
	UK Sensible Cooling	kW	2.31	3.66	4.11
	Nominal Cooling	kW	3.5	5.0	6.0
	Nominal Heating	kW	4.0	5.0	7.0
Seasonal Efficiency (EN14825)	Energy Label		A+	A+	A+
	Pdesign	kW	3.5	5.0	6.0
	SEER		5.90	5.90	5.70
COOLING	Annual Energy Consumption kWh		208	297	368
	Energy Label		A	A	A
	Pdesign	kW	3.5	4.3	4.5
	SCOP		3.90	3.90	3.90
Seasonal Efficiency (EN14825)	Annual Energy Consumption kWh		1255	1542	1616
	Energy Label		A	A	A
	Pdesign	kW	3.5	4.3	4.5
	SCOP		3.90	3.90	3.90
HEATING	Annual Energy Consumption kWh		1255	1542	1616
	Energy Label		A	A	A
	Pdesign	kW	3.5	4.3	4.5
	SCOP		3.90	3.90	3.90
Air Flow Rate (Cooling)	High / Nom / Low	m³/min	8.7 / 8.0 / 7.3	16.0 / 14.8 / 13.5	16.0 / 14.8 / 13.5
	External Static Pressure	Pa	48/30	49/40	49/40
	Dimensions				
Dimensions	Height	mm	620	620	620
	Width	mm	790	1190	1190
	Depth	mm	200	200	200
Weight		kg	23	30	30
	Sound Pressure (Cooling)	High / Med / Low	dBA	36/33/30	36/33/30
	Sound Pressure (Heating)	High / Med / Low	dBA	36/33/30	36/33/30
Sound Power (Cooling)		dBA	53	56	56

Outdoor Units			RZAG35B	RZAG50B	RZAG60B
Dimensions	Height x Width x Depth	mm	734 x 870 x 373	734 x 870 x 373	734 x 870 x 373
	Weight	kg	52	52	52
Electrical Details	Power Supply		1ph	1ph	1ph
	Maximum Input Current (MCA) A		13.42	13.47	15.39
	Max Fuse Size	A	16	16	20
	Core / Cable Size		3+E / 1.5	3+E / 1.5	3+E / 1.5
Interconnection Wiring					
	Core / Cable Size		3+E / 1.5	3+E / 1.5	3+E / 1.5
Piping Connections	Liquid / Gas	inches (mm)	1/4 (6.4) / 3/8 (9.5)	1/4 (6.4) / 1/2 (12.7)	1/4 (6.4) / 1/2 (12.7)
	Maximum Length	m	50	50	50
Pipework	Maximum Vertical Rise	m	30	30	30
	Precharged to	m	30	30	30
	Additional charge	g/m	20	20	20
	Holding charge	kg	1.55	1.55	1.55
	Sound Pressure (Cooling)	Nominal	dBA	49	50
	Sound Pressure (Heating)	Nominal	dBA	49	50
Sound Power (Cooling)		dBA	62	63	64
	Operating Range (Cooling)	Min / Max	°CDB	-20 / 52	-20 / 52
Operating Range (Heating)	Min / Max	°CWB	-21 / 18	-21 / 18	-21 / 18
	Air Flow Rate (Cooling)	Nominal	m³/min	55.1	55.1

Indoor Unit Trade Price (Includes: BRC1H52W)	£775.00	£902.00	£990.00
Condensing Unit Trade Price	£1,148.00	£1,401.00	£1,535.00
Total System Price	£1,923.00	£2,303.00	£2,525.00

Notes & Features:

- All fan coils supplied as standard with air filter
- FNA-A supplied with 100mm high legs for optional mounting
- Requires very little installation space
- Low height makes it ideal for installation beneath windows



RZAG35-60B



FNA-A9/ RXM-A(9)

Concealed Floor Standing – Standard Inverter

Replacement
Technology

Accessories:

Accessory Ref	Description	Trade Price
BRP069C81	Wi-Fi adapter for use with Daikin ONECTA App	£111.00
BRC1H52W	Wired touch screen remote controller - White (Included as standard)	£123.00
BRC1H52S	Wired touch screen remote controller - Silver	£130.00
BRC1H52K	Wired touch screen remote controller - Black	£134.00
BRC4C65	Wireless remote controller	£234.00
K.CGM	Condensing unit guard (1150 x 1150 x 650)	£453.00
K.CGS	Condensing unit guard (750 x 1050 x 460)	£328.00
K.CWB90-2	Wall bracket (90kg, 500mm support arm)	£51.00
K.DT1	Condensate drip tray for use with K.CWB90-2	£79.00
K.FF600S	Two flexi-feet (Standard 600mm x 185mm x 100mm) to mount the outdoor unit	£67.00
K.RSS	Wireless room mounted temperature sensor and receiver	£136.00
KLIC-DI_V2	KNX Interface for Sky Air and VRV systems	£284.00
KRCS01-4	Remote room mounted temperature sensor	£58.00
KRP4A53 and UK.FB2	Unit/group adaptor PCB for remote on/off, status indication and temperature setting	£131.00
RS-SE	Service and configuration tool for K.RSS	£140.00
RTD-10 and UK.FB2	Enhanced function PCB for Sky Air and VRV. Duty rotation, Lead Lag control and heating interlock	£356.00
RTD-20 and UK.FB2	Energy control PCB for Sky Air and VRV	£382.00
EKMBPP1 and UK.FB2	Modbus interface PCB for Sky Air and VRV	£285.00

Indoor Units			FNA25A9	FNA35A9	FNA50A9	FNA60A9
Capacity	UK Total Cooling	kW	2.54	3.32	4.89	5.86
	UK Sensible Cooling	kW	1.89	2.26	3.66	4.11
	Nominal Cooling	kW	2.6	3.4	5.0	6.0
	Nominal Heating	kW	3.2	4.0	5.8	7.0
Seasonal Efficiency (EN14825) COOLING	Energy Label		A+	A+	A+	A
	Pdesign	kW	2.6	3.4	5.0	6.0
	SEER		5.76	5.76	5.77	5.56
	Annual Energy Consumption	kWh	158	207	303	378
Seasonal Efficiency (EN14825) HEATING	Energy Label		A+	A+	A+	A+
	Pdesign	kW	2.8	2.9	4.0	4.6
	SCOP		4.37	4.22	4.12	4.16
	Annual Energy Consumption	kWh	913	978	1368	1547
Air Flow Rate (Cooling)	High / Nom / Low	m³/min	8.7 / 8.0 / 7.3	8.7 / 8.0 / 7.3	16.0 / 14.8 / 13.5	16.0 / 14.8 / 13.5
External Static Pressure	High / Nom	Pa	48/30	48/30	49/40	49/40
Dimensions	Height	mm	620	620	620	620
	Width	mm	790	790	1190	1190
	Depth	mm	200	200	200	200
Weight		kg	23	23	30	30
Sound Pressure (Cooling)	High / Med / Low	dBA	33 / 31 / 28	33 / 31 / 28	36 / 33 / 30	36 / 33 / 30
Sound Pressure (Heating)	High / Med / Low	dBA	33 / 31 / 28	33 / 31 / 28	36 / 33 / 30	36 / 33 / 30
Sound Power (Cooling)		dBA	53	53	56	56

Outdoor Units			RXM25A9	RXM35A9	RXM50A9	RXM60A
Dimensions	Height x Width x Depth	mm	610 x 923 x 367	610 x 923 x 367	734 x 954 x 401	734 x 954 x 401
	Weight	kg	36	36	49	49
Electrical Details	Power Supply		1ph	1ph	1ph	1ph
	Maximum Input Current (MCA) A		10.92	10.92	14.04	14.76
	Max Fuse Size	A	13	13	16	16
Interconnection Wiring	Core / Cable Size		3+E / 1.5	3+E / 1.5	3+E / 1.5	3+E / 1.5
Piping Connections	Liquid / Gas	inches (mm)	1/4 (6.4) / 3/8 (9.5)	1/4 (6.4) / 3/8 (9.5)	1/4 (6.4) / 1/2 (12.7)	1/4 (6.4) / 1/2 (12.7)
Pipework	Maximum Length	m	20	20	30	30
	Maximum Vertical Rise	m	15	15	20	20
	Precharged to	m	10	10	10	10
	Additional charge	g/m	20	20	20	20
	Holding charge	kg	0.95	0.95	1.10	1.15
Sound Pressure (Cooling)	Nominal	dBA	47	47	48	48
Sound Pressure (Heating)	Nominal	dBA	49	49	49	49
Sound Power (Cooling)		dBA	58	58	62	63
Operating Range (Cooling)	Min / Max	°CDB	-10 / 50	-10 / 50	-10 / 50	-10 / 50
Operating Range (Heating)	Min / Max	°CWB	-21 / 18	-21 / 18	-21 / 18	-21 / 18
Air Flow Rate (Cooling)	Nominal	m³/min	39.1	39.1	58.0	46.6

Indoor Unit Trade Price (Includes: BRC1H52W)	£629.00	£775.00	£902.00	£990.00
Condensing Unit Trade Price	£668.00	£777.00	£974.00	£1,037.00
Total System Price	£1,297.00	£1,552.00	£1,876.00	£2,027.00

Notes & Features:

- All fan coils supplied as standard with air filter
- FNA-A supplied with 100mm high legs for optional mounting
- Requires very little installation space
- Low height makes it ideal for installation beneath windows



RXM60A



FHA-A9 / RZAG-B

Ceiling Suspended – Mini Sky Air



50m
PIPE RUN

Accessories:

Accessory Ref	Description	Trade Price
BRP069C81	Wi-Fi adapter for use with Daikin ONECTA App	£111.00
BRC1H52W	Wired touch screen remote controller - White (Included as standard)	£123.00
BRC1H52S	Wired touch screen remote controller - Silver	£130.00
BRC1H52K	Wired touch screen remote controller - Black	£134.00
BRC7GA53-9	Wireless remote controller	£234.00
EKROR04	Remote on/off control interface kit	£39.00
K.CGM	Condensing unit guard (1150 x 1150 x 650)	£453.00
K.CWB90-2	Wall bracket (90kg, 500mm support arm)	£51.00
K.DT1	Condensate drip tray for use with K.CWB90-2	£79.00
K.FF600S	Two flexi-feet (Standard 600mm x 185mm x 100mm) to mount the outdoor unit	£67.00
K.RSS	Wireless room mounted temperature sensor and receiver	£136.00
KLIC-DL_V2	KNX Interface for Sky Air and VRV systems	£284.00
KRCS01-4	Remote room mounted temperature sensor	£58.00
KRP4A53 and UK.FB2	Unit/group adaptor PCB for remote on/off, status indication and temperature setting	£131.00
RS-SE	Service and configuration tool for K.RSS	£140.00
RTD-10 and UK.FB2	Enhanced function PCB for Sky Air and VRV. Duty rotation, Lead Lag control and heating interlock	£356.00
RTD-20 and UK.FB2	Energy control PCB for Sky Air and VRV	£382.00
EKM BPP1 and UK.FB2	Modbus interface PCB for Sky Air and VRV	£285.00
KAF501B56	Long life filter for 35 class & 50 class	£85.00
KAF501B80	Long life filter for 60 class	£145.00

Indoor Units			FHA35A9	FHA50A9	FHA60A9
Capacity	UK Total Cooling	kW	3.42	4.89	5.86
	UK Sensible Cooling	kW	2.77	3.49	4.26
	Nominal Cooling	kW	3.5	5.0	6.0
	Nominal Heating	kW	4.0	5.8	7.0
Seasonal Efficiency (EN14825) COOLING	Energy Label		A++	A++	A++
	Pdesign	kW	3.5	5.0	6.0
	SEER		6.40	6.80	6.60
Seasonal Efficiency (EN14825) HEATING	Energy Label		A+	A+	A+
	Pdesign	kW	3.10	4.00	4.60
	SCOP		4.10	4.30	4.20
Air Flow Rate (Cooling)	High / Med / Low	m ³ /min	14.0 / 11.5 / 10.0	15.0 / 12.0 / 10.0	19.5 / 15.0 / 11.5
Dimensions	Height	mm	235	235	235
	Width	mm	960	960	1270
	Depth	mm	690	690	690
	Weight	kg	24	25	31
Sound Pressure (Cooling)	High / Med / Low	dBA	36 / 34 / 31	37 / 35 / 32	37 / 35 / 33
Sound Pressure (Heating)	High / Med / Low	dBA	36 / 34 / 31	37 / 35 / 32	37 / 35 / 33
Sound Power (Cooling)		dBA	53	54	54

Outdoor Units			RZAG35B	RZAG50B	RZAG60B
Dimensions	Height x Width x Depth	mm	734 x 870 x 373	734 x 870 x 373	734 x 870 x 373
Weight		kg	52	52	52
Electrical Details	Power Supply		1ph	1ph	1ph
	Maximum Input Current (MCA) A		13.42	13.47	15.39
	Max Fuse Size	A	16	16	20
	Core / Cable Size		3+E / 1.5	3+E / 1.5	3+E / 1.5
Piping Connections	Liquid / Gas	inches (mm)	1/4 (6.4) / 3/8 (9.5)	1/4 (6.4) / 1/2 (12.7)	1/4 (6.4) / 1/2 (12.7)
Pipework	Maximum Length	m	50	50	50
	Maximum Vertical Rise	m	30	30	30
	Precharged to	m	30	30	30
	Additional charge	g/m	20	20	20
	Holding charge	kg	1.55	1.55	1.55
Sound Pressure (Cooling)	Nominal	dBA	48	49	50
Sound Pressure (Heating)	Nominal	dBA	48	49	50
Sound Power (Cooling)		dBA	62	63	64
Operating Range (Cooling)	Min / Max	°CDB	-20 / 52	-20 / 52	-20 / 52
Operating Range (Heating)	Min / Max	°CWB	-21 / 18	-21 / 18	-21 / 18
Air Flow Rate (Cooling)	Nominal	m ³ /min	55.1	55.1	55.1

Meets ETL criteria			●	●
--------------------	--	--	---	---

Indoor Unit Trade Price (Includes: BRC1H52W)	£1,021.00	£1,107.00	£1,214.00
Condensing Unit Trade Price	£1,148.00	£1,401.00	£1,535.00
Total System Price	£2,169.00	£2,508.00	£2,749.00



RZAG35-60B



Madoka
BRC1H52W

WI-FI ADAPTOR

**AVAILABLE AS
AN OPTION**

R-32 **BLUEEVOLUTION**

FHA-A9 / RXM-A(9)

Ceiling Suspended – Standard Inverter



Accessories:

Accessory Ref	Description	Trade Price
BRP069C81	Wi-Fi adapter for use with Daikin ONECTA App	£111.00
BRC1H52W	Wired touch screen remote controller - White (Included as standard)	£123.00
BRC1H52S	Wired touch screen remote controller - Silver	£130.00
BRC1H52K	Wired touch screen remote controller - Black	£134.00
BRC7GA53-9	Wireless remote controller	£234.00
EKROR04	Remote on/off control interface kit	£39.00
K.CGM	Condensing unit guard (1150 x 1150 x 650)	£453.00
K.CGS	Condensing unit guard (750 x 1050 x 460)	£328.00
K.CWB90-2	Wall bracket (90kg, 500mm support arm)	£51.00
K.DT1	Condensate drip tray for use with K.CWB90-2	£79.00
K.FF600S	Two flexi-feet (Standard 600mm x 185mm x 100mm) to mount the outdoor unit	£67.00
K.RSS	Wireless room mounted temperature sensor and receiver	£136.00
KLIC-DL_V2	KNX Interface for Sky Air and VRV systems	£284.00
KRCS01-4	Remote room mounted temperature sensor	£58.00
KRP4A53 and UK.FB2	Unit/group adaptor PCB for remote on/off, status indication and temperature setting	£131.00
RS-SE	Service and configuration tool for K.RSS	£140.00
RTD-10 and UK.FB2	Enhanced function PCB for Sky Air and VRV. Duty rotation, Lead Lag control and heating interlock	£356.00
RTD-20 and UK.FB2	Energy control PCB for Sky Air and VRV	£382.00
EKMBPP1 and UK.FB2	Modbus interface PCB for Sky Air and VRV	£285.00
KAF501B56	Long life filter for 35 class & 50 class	£85.00
KAF501B80	Long life filter for 60 class	£145.00

Indoor Units			FHA35A9	FHA50A9	FHA60A9
Capacity	UK Total Cooling	kW	3.32	4.89	5.57
	UK Sensible Cooling	kW	2.71	3.48	4.13
	Nominal Cooling	kW	3.4	5.0	5.7
	Nominal Heating	kW	4.0	6.0	7.2
Seasonal Efficiency (EN14825) COOLING	Energy Label		A++	A+	A+
	Pdesign	kW	3.4	5.0	5.7
	SEER		6.24	5.92	6.08
	Annual Energy Consumption	kWh	191	295	328
Seasonal Efficiency (EN14825) HEATING	Energy Label		A+	A	A
	Pdesign	kW	3.10	4.35	4.71
	SCOP		4.43	3.86	3.87
	Annual Energy Consumption	kWh	979	1578	1704
Air Flow Rate (Cooling)	High / Med / Low	m ³ /min	14.0 / 11.5 / 10.0	15.0 / 12.0 / 10.0	19.5 / 15.0 / 11.5
Dimensions	Height	mm	235	235	235
	Width	mm	960	960	1270
	Depth	mm	690	690	690
Weight		kg	24	25	31
Sound Pressure (Cooling)	High / Med / Low	dBA	36 / 34 / 31	37 / 35 / 32	37 / 35 / 33
Sound Pressure (Heating)	High / Med / Low	dBA	36 / 34 / 31	37 / 35 / 32	37 / 35 / 33
Sound Power (Cooling)		dBA	53	54	54

Outdoor Units			RXM35A9	RXM50A9	RXM60A
Dimensions	Height x Width x Depth	mm	610 x 923 x 367	734 x 954 x 401	734 x 954 x 401
Weight		kg	36	49	49
Electrical Details	Power Supply		1ph	1ph	1ph
	Maximum Input Current (MCA) A		10.92	14.04	14.76
	Max Fuse Size	A	13	16	16
	Core / Cable Size		3+E / 1.5	3+E / 1.5	3+E / 1.5
Piping Connections	Liquid / Gas	inches (mm)	1/4 (6.4) / 3/8 (9.5)	1/4 (6.4) / 1/2 (12.7)	1/4 (6.4) / 1/2 (12.7)
Pipework	Maximum Length	m	20	30	30
	Maximum Vertical Rise	m	15	20	20
	Precharged to	m	10	10	10
	Additional charge	g/m	20	20	20
	Holding charge	kg	0.95	1.10	1.15
Sound Pressure (Cooling)	Nominal	dBA	47	48	48
Sound Pressure (Heating)	Nominal	dBA	49	49	49
Sound Power (Cooling)		dBA	58	62	63
Operating Range (Cooling)	Min / Max	°CDB	-10 / 50	-10 / 50	-10 / 50
Operating Range (Heating)	Min / Max	°CWB	-21 / 18	-21 / 18	-21 / 18
Air Flow Rate (Cooling)	Nominal	m ³ /min	39.1	58.0	46.6

Indoor Unit Trade Price (Includes: BRC1H52W)	£1,021.00	£1,107.00	£1,214.00
Condensing Unit Trade Price	£777.00	£974.00	£1,037.00
Total System Price	£1,798.00	£2,081.00	£2,251.00

Notes & Features:

- Suitable for ceiling heights of up to 3.8m without loss of capacity
- Vertical auto swing function



RXM60A



WI-FI ADAPTOR

AVAILABLE AS
AN OPTION

FHA-A / RZAG-N

Ceiling Suspended – Alpha



Accessories:

Accessory Ref	Description	Trade Price
BRP069C81	Wi-Fi adapter for use with Daikin ONECTA App	£111.00
BRC1H52W	Wired touch screen remote controller - White (Included as standard)	£123.00
BRC1H52S	Wired touch screen remote controller - Silver	£130.00
BRC1H52K	Wired touch screen remote controller - Black	£134.00
BRC7GA53-9	Wireless remote controller	£234.00
EKROR04	Remote on/off control interface kit	£39.00
K.CGM	Condensing unit guard (1150 x 1150 x 650)	£453.00
K.CWBXL	Wall bracket (250kg, 660mm support arm)	£103.00
K.DT2	Condensate drip tray for use with K.CWBXL	£87.00
K.FF600S	Two flexi-feet (Standard 600mm x 185mm x 100mm) to mount the outdoor unit	£67.00
K.RSS	Wireless room mounted temperature sensor and receiver	£136.00
KLIC-DL_V2	KNX Interface for Sky Air and VRV systems	£284.00
KRCS01-4	Remote room mounted temperature sensor	£58.00
KRP4A53 and UK.FB2	Unit/group adaptor PCB for remote on/off, status indication and temperature setting	£131.00
RS-SE	Service and configuration tool for K.RSS	£140.00
RTD-10 and UK.FB2	Enhanced function PCB for Sky Air and VRV. Duty rotation, Lead Lag control and heating interlock	£356.00
RTD-20 and UK.FB2	Energy control PCB for Sky Air and VRV	£382.00
EKM BPP1 and UK.FB2	Modbus interface PCB for Sky Air and VRV	£285.00
KAF501B80	Long life filter for 71 class	£145.00
KAF501B160	Long life filter for 100, 125 & 140 class	£165.00

Indoor Units			Single Phase				3 Phase			
			FHA71A9	FHA100A	FHA125A	FHA140A	FHA71A9	FHA100A	FHA125A	FHA140A
Capacity	UK Total Cooling	kW	7.76	10.85	13.6	14.93	7.76	10.85	13.6	14.93
	UK Sensible Cooling	kW	5.32	7.44	9.3	10.25	5.32	7.44	9.3	10.25
	Nominal Cooling	kW	6.8	9.5	12.1	13.4	6.8	9.5	12.1	13.4
	Nominal Heating	kW	7.5	10.8	13.5	15.5	7.5	10.8	13.5	15.5
Seasonal Efficiency (EN14825) COOLING	Energy Label		A++	A++	-	-	A++	A++	-	-
	Pdesign	kW	6.8	9.5	12.1	13.4	6.8	9.5	12.1	13.4
	SEER		7.11	6.42	7.14	6.42	7.11	6.42	7.14	6.42
	ηs,c	%	-	-	283	254	-	-	283	254
	Annual Energy Consumption	kWh	335	518	1017	1253	335	518	1017	1253
Seasonal Efficiency (EN14825) HEATING	Energy Label		A+	A++	-	-	A+	A++	-	-
	Pdesign	kW	4.7	7.8	9.52	9.52	4.7	7.8	9.52	9.52
	SCOP		4.32	4.61	4.2	4.3	4.32	4.61	4.2	4.3
	ηs,h	%	-	-	165	169	-	-	165	169
	Annual Energy Consumption	kWh	1523	2369	3174	3100	1523	2369	3174	3100
Air Flow Rate (Cooling)	High / Med / Low	m³/min	20.5 / 17.0 / 14.0	28.0 / 24.0 / 20.0	31.0 / 27.0 / 23.0	34.0 / 29.0 / 24.0	20.5 / 17.0 / 14.0	28.0 / 24.0 / 20.0	31.0 / 27.0 / 23.0	34.0 / 29.0 / 24.0
Dimensions	Height	mm	235	235	235	235	235	235	235	235
	Width	mm	1270	1590	1590	1590	1270	1590	1590	1590
	Depth	mm	690	690	690	690	690	690	690	690
Weight		kg	32	38	38	38	32	38	38	38
Sound Pressure (Cooling)	High / Med / Low	dBA	38 / 36 / 34	42 / 38 / 34	44 / 41 / 37	46 / 42 / 38	38 / 36 / 34	42 / 38 / 34	44 / 41 / 37	46 / 42 / 38
Sound Pressure (Heating)	High / Med / Low	dBA	38 / 36 / 34	42 / 38 / 34	44 / 41 / 37	46 / 42 / 38	38 / 36 / 34	42 / 38 / 34	44 / 41 / 37	46 / 42 / 38
Sound Power (Cooling)		dBA	55	60	62	64	55	60	62	64

Outdoor Units			RZAG71NV1	RZAG100NV1	RZAG125NV1	RZAG140NV1	RZAG71NY1	RZAG100NY1	RZAG125NY1	RZAG140NY1
Dimensions	Height x Width x Depth	mm	870 x 1100 x 460	870 x 1100 x 460	870 x 1100 x 460	870 x 1100 x 460	870 x 1100 x 460	870 x 1100 x 460	870 x 1100 x 460	870 x 1100 x 460
Weight		kg	81	85	85	85	81	85	85	85
Electrical Details	Power Supply		1ph	1ph	1ph	1ph	3ph	3ph	3ph	3ph
	Maximum Input Current (MCA) A		17.8	22.2	27.6	27.9	11.2	14.9	15.1	15.4
	Max Fuse Size	A	20	32	32	32	16	16	16	16
Interconnection Wiring	Core / Cable Size		3+E / 1.5	3+E / 1.5	3+E / 1.5	3+E / 1.5	3+E / 1.5	3+E / 1.5	3+E / 1.5	3+E / 1.5
Piping Connections	Liquid / Gas	inches (mm)	3/8 (9.5) / 5/8 (15.9)	3/8 (9.5) / 5/8 (15.9)	3/8 (9.5) / 5/8 (15.9)	3/8 (9.5) / 5/8 (15.9)	3/8 (9.5) / 5/8 (15.9)	3/8 (9.5) / 5/8 (15.9)	3/8 (9.5) / 5/8 (15.9)	3/8 (9.5) / 5/8 (15.9)
Pipework	Maximum Length	m	55	85	85	85	55	85	85	85
	Maximum Vertical Rise	m	30	30	30	30	30	30	30	30
	Precharged to	m	40	40	40	40	40	40	40	40
	Additional charge	g/m	35	35	35	35	35	35	35	35
	Holding charge	kg	3.2	3.2	3.7	3.7	3.2	3.2	3.7	3.7
Sound Pressure (Cooling)	Nom / Night Quiet	dBA	46 / 44	47 / 45	49 / 47	50 / 48	46 / 44	47 / 45	49 / 47	50 / 48
Sound Pressure (Heating)	Nom / Night Quiet	dBA	48 / 44	50 / 45	52 / 47	52 / 48	48 / 44	50 / 45	52 / 47	52 / 48
Sound Power (Cooling)		dBA	64	66	69	70	64	66	69	70
Operating Range (Cooling)	Min / Max	°CDB	-20 / 52	-20 / 52	-20 / 52	-20 / 52	-20 / 52	-20 / 52	-20 / 52	-20 / 52
Operating Range (Heating)	Min / Max	°CWB	-20 / 18	-20 / 18	-20 / 18	-20 / 18	-20 / 18	-20 / 18	-20 / 18	-20 / 18
Air Flow Rate (Cooling)	Nominal	m³/min	68.0	67.0	80.0	87.0	68.0	67.0	80.0	87.0
Meets ETL criteria			●	●	●	●	●	●	●	●
Indoor Unit Trade Price (Includes: BRC1H52W)			£1,417.00	£1,506.00	£1,879.00	£2,229.00	£1,417.00	£1,506.00	£1,879.00	£2,229.00
Condensing Trade Unit Price			£1,815.00	£2,303.00	£2,536.00	£2,894.00	£1,870.00	£2,410.00	£2,652.00	£3,048.00
Total System Price			£3,232.00	£3,809.00	£4,415.00	£5,123.00	£3,287.00	£3,916.00	£4,531.00	£5,277.00

Notes & Features:

- Suitable for ceiling heights of up to 3.8m without loss of capacity
- Vertical auto swing function
- Comms, computer and server room cooling with EDP settings (Alpha only)



WI-FI ADAPTOR
AVAILABLE AS AN OPTION



FHA-A / RZASG-M

Ceiling Suspended – Advance



Accessories:

Accessory Ref	Description	Trade Price
BRP069C81	Wi-Fi adapter for use with Daikin ONECTA App	£111.00
BRC1H52W	Wired touch screen remote controller - White (Included as standard)	£123.00
BRC1H52S	Wired touch screen remote controller - Silver	£130.00
BRC1H52K	Wired touch screen remote controller - Black	£134.00
BRC7GA53-9	Wireless remote controller	£234.00
EKROR04	Remote on/off control interface kit	£39.00
K.CGM	Condensing unit guard (1150 x 1150 x 650)	£453.00
K.CWBXL	Wall bracket (250kg, 660mm support arm)	£103.00
K.DT2	Condensate drip tray for use with K.CWBXL	£87.00
K.FF600S	Two flexi-feet (Standard 600mm x 185mm x 100mm) to mount the outdoor unit	£67.00
K.RSS	Wireless room mounted temperature sensor and receiver	£136.00
KLIC-DL_V2	KNX Interface for Sky Air and VRV systems	£284.00
KRCS01-4	Remote room mounted temperature sensor	£58.00
KRP4A53 and UK.FB2	Unit/group adaptor PCB for remote on/off, status indication and temperature setting	£131.00
RS-SE	Service and configuration tool for K.RSS	£140.00
RTD-10 and UK.FB2	Enhanced function PCB for Sky Air and VRV. Duty rotation, Lead Lag control and heating interlock	£356.00
RTD-20 and UK.FB2	Energy control PCB for Sky Air and VRV	£382.00
EKMBPP1 and UK.FB2	Modbus interface PCB for Sky Air and VRV	£285.00
KAF501B80	Long life filter for 71 class	£145.00
KAF501B160	Long life filter for 100, 125 & 140 class	£165.00

Indoor Units			Single Phase				3 Phase		
			FHA71A9	FHA100A	FHA125A	FHA140A	FHA100A	FHA125A	FHA140A
Capacity	UK Total Cooling	kW	7.28	10.80	13.6	14.9	10.80	13.6	14.9
	UK Sensible Cooling	kW	4.99	7.44	9.30	10.25	7.44	9.30	10.25
	Nominal Cooling	kW	6.8	9.5	12.1	13.4	9.5	12.1	13.4
	Nominal Heating	kW	7.5	10.8	13.5	15.5	10.8	13.5	15.5
Seasonal Efficiency (EN14825) COOLING	Energy Label		A+	A+	-	-	A+	-	-
	Pdesign	kW	6.8	9.5	12.1	13.4	9.5	12.1	13.4
	SEER		5.95	5.83	5.83	5.88	5.83	5.83	5.88
	ηs,c	%	-	-	230	232	-	230	232
	Annual Energy Consumption	kWh	400	570	1246	1368	570	1246	1368
Seasonal Efficiency (EN14825) HEATING	Energy Label		A	A	-	-	A	-	-
	Pdesign	kW	4.5	6.0	6.0	7.8	6.0	6.0	7.8
	SCOP		3.90	3.91	3.83	3.81	3.91	3.83	3.81
	ηs,h	%	-	-	150	149	-	150	149
	Annual Energy Consumption	kWh	1616	2148	2193	2866	2148	2193	2866
Air Flow Rate (Cooling)	High / Med / Low	m³/min	20.5 / 17.0 / 14.0	28.0 / 24.0 / 20.0	31.0 / 27.0 / 23.0	34.0 / 29.0 / 24.0	28.0 / 24.0 / 20.0	31.0 / 27.0 / 23.0	34.0 / 29.0 / 24.0
Dimensions	Height	mm	235	235	235	235	235	235	235
	Width	mm	1270	1590	1590	1590	1590	1590	1590
	Depth	mm	690	690	690	690	690	690	690
Weight		kg	32	38	38	38	38	38	38
Sound Pressure (Cooling)	High / Med / Low	dBA	38 / 36 / 34	42 / 38 / 34	44 / 41 / 37	46 / 42 / 38	42 / 38 / 34	44 / 41 / 37	46 / 42 / 38
Sound Pressure (Heating)	High / Med / Low	dBA	38 / 36 / 34	42 / 38 / 34	44 / 41 / 37	46 / 42 / 38	42 / 38 / 34	44 / 41 / 37	46 / 42 / 38
Sound Power (Cooling)		dBA	55	60	62	64	60	62	64

Outdoor Units			RZASG71MV1	RZASG100MV1	RZASG125MV1	RZASG140MV1	RZASG100MY1	RZASG125MY1	RZASG140MY1
Dimensions	Height x Width x Depth	mm	770 x 900 x 320	990 x 940 x 320	990 x 940 x 320	990 x 940 x 320	990 x 940 x 320	990 x 940 x 320	990 x 940 x 320
Weight		kg	60	70	70	78	70	70	77
Electrical Details	Power Supply		1ph	1ph	1ph	1ph	3ph	3ph	3ph
	Maximum Input Current (MCA) A		17.8	22.2	28.3	27.9	14.9	15.1	15.4
	Max Fuse Size	A	20	25	32	32	16	16	16
Interconnection Wiring	Core / Cable Size		3+E / 1.5	3+E / 1.5	3+E / 1.5	3+E / 1.5	3+E / 1.5	3+E / 1.5	3+E / 1.5
Piping Connections	Liquid / Gas	inches (mm)	3/8 (9.5) / 5/8 (15.9)	3/8 (9.5) / 5/8 (15.9)	3/8 (9.5) / 5/8 (15.9)	3/8 (9.5) / 5/8 (15.9)	3/8 (9.5) / 5/8 (15.9)	3/8 (9.5) / 5/8 (15.9)	3/8 (9.5) / 5/8 (15.9)
Pipework	Maximum Length	m	50	50	50	50	50	50	50
	Maximum Vertical Rise	m	30	30	30	30	30	30	30
	Precharged to	m	30	30	30	30	30	30	30
	Additional charge	g/m	35	35	35	35	35	35	35
	Holding charge	kg	2.45	2.60	2.60	2.90	2.60	2.60	2.90
Sound Pressure (Cooling)	Nom / Night Quiet	dBA	46 / 42	53 / 44	53 / 44	54 / 44	53 / 44	53 / 44	54 / 44
Sound Pressure (Heating)	Nom / Night Quiet	dBA	47 / 42	57 / 44	57 / 44	57 / 44	57 / 44	57 / 44	57 / 44
Sound Power (Cooling)		dBA	65	70	71	73	70	71	73
Operating Range (Cooling)	Min / Max	°CDB	-15 / 46	-15 / 46	-15 / 46	-15 / 46	-15 / 46	-15 / 46	-15 / 46
Operating Range (Heating)	Min / Max	°CWB	-15 / 15.5	-15 / 15.5	-15 / 15.5	-15 / 15.5	-15 / 15.5	-15 / 15.5	-15 / 15.5
Air Flow Rate (Cooling)	Nominal	m³/min	56.0	69.0	71.0	76.0	69.0	71.0	76.0

Indoor Unit Trade Price (Includes: BRC1H52W)	£1,417.00	£1,506.00	£1,879.00	£2,229.00	£1,506.00	£1,879.00	£2,229.00
Condensing Unit Trade Price	£1,250.00	£1,729.00	£1,895.00	£2,109.00	£1,783.00	£1,954.00	£2,174.00
Total System Price	£2,667.00	£3,235.00	£3,774.00	£4,338.00	£3,289.00	£3,833.00	£4,403.00

Notes & Features:

- Suitable for ceiling heights of up to 3.8m without loss of capacity
- Vertical auto swing function



RZASG71M

RZASG100-140M



WI-FI ADAPTOR

AVAILABLE AS AN OPTION

FHA-A / AZAS-M / ARXM-A

Ceiling Suspended – Active



Accessories:

Accessory Ref	Description	Trade Price
BRP069C81	Wi-Fi adapter for use with Daikin ONECTA App	£111.00
BRC1H52W	Wired touch screen remote controller - White (Included as standard)	£123.00
BRC1H52S	Wired touch screen remote controller - Silver	£130.00
BRC1H52K	Wired touch screen remote controller - Black	£134.00
BRC7GA53-9	Wireless remote controller	£234.00
EKROR04	Remote on/off control interface kit	£39.00
K.CGM	Condensing unit guard (1150 x 1150 x 650)	£453.00
K.CWBXL	Wall bracket (250kg, 660mm support arm)	£103.00
K.DT2	Condensate drip tray for use with K.CWBXL	£87.00
K.FF600S	Two flexi-feet (Standard 600mm x 185mm x 100mm) to mount the outdoor unit	£67.00
K.RSS	Wireless room mounted temperature sensor and receiver	£136.00
KLIC-DL_V2	KNX Interface for Sky Air and VRV systems	£284.00
KRCS01-4	Remote room mounted temperature sensor	£58.00
KRP4A53 and UK.FB2	Unit/group adaptor PCB for remote on/off, status indication and temperature setting	£131.00
RS-SE	Service and configuration tool for K.RSS	£140.00
RTD-10 and UK.FB2	Enhanced function PCB for Sky Air and VRV. Duty rotation, Lead Lag control and heating interlock	£356.00
RTD-20 and UK.FB2	Energy control PCB for Sky Air and VRV	£382.00
EKMBPP1 and UK.FB2	Modbus interface PCB for Sky Air and VRV	£285.00
KAF501B80	Long life filter for 71 class	£145.00
KAF501B160	Long life filter for 100, 125 & 140 class	£165.00

Indoor Units			Single Phase				3 Phase		
			FHA71A9	FHA100A	FHA125A	FHA140A	FHA100A	FHA125A	FHA140A
Capacity	UK Total Cooling	kW	7.28	10.80	13.6	14.9	10.80	13.6	14.9
	UK Sensible Cooling	kW	4.99	7.44	9.30	10.25	7.44	9.30	10.25
	Nominal Cooling	kW	6.8	9.5	12.1	13.4	9.5	12.1	13.4
	Nominal Heating	kW	7.5	10.8	13.5	15.5	10.8	13.5	15.5
Seasonal Efficiency (EN14825) COOLING	Energy Label		A+	A	-	-	A	-	-
	Pdesign	kW	6.8	9.5	12.1	13.4	9.5	12.1	13.4
	SEER		5.95	5.6	5.6	5.6	5.6	5.6	5.6
	ηs,c	%	-	-	221	221	-	221	221
	Annual Energy Consumption	kWh	400	594	1297	1436	594	1297	1436
Seasonal Efficiency (EN14825) HEATING	Energy Label		A	A	-	-	A	-	-
	Pdesign	kW	4.5	6.0	6.0	7.8	6.0	6.0	7.8
	SCOP		3.90	3.87	3.75	3.81	3.87	3.75	3.81
	ηs,h	%	-	-	147	149	-	147	149
	Annual Energy Consumption	kWh	1616	2171	2240	2866	2171	2240	2866
Air Flow Rate (Cooling)	High / Med / Low	m³/min	20.5 / 17.0 / 14.0	28.0 / 24.0 / 20.0	31.0 / 27.0 / 23.0	34.0 / 29.0 / 24.0	28.0 / 24.0 / 20.0	31.0 / 27.0 / 23.0	34.0 / 29.0 / 24.0
Dimensions	Height	mm	235	235	235	235	235	235	235
	Width	mm	1270	1590	1590	1590	1590	1590	1590
	Depth	mm	690	690	690	690	690	690	690
Weight		kg	32	38	38	38	38	38	38
Sound Pressure (Cooling)	High / Med / Low	dBA	38/36/34	42/38/34	44/41/37	46/42/38	42/38/34	44/41/37	46/42/38
Sound Pressure (Heating)	High / Med / Low	dBA	38/36/34	42/38/34	44/41/37	46/42/38	42/38/34	44/41/37	46/42/38
Sound Power (Cooling)		dBA	55	60	62	64	60	62	64

Outdoor Units			ARXM71A	AZAS100MV	AZAS125MV	AZAS140MV	AZAS100MY	AZAS125MY	AZAS140MY
Dimensions	Height x Width x Depth	mm	734 x 954 x 401	990 x 940 x 320	990 x 940 x 320	990 x 940 x 320	990 x 940 x 320	990 x 940 x 320	990 x 940 x 320
Weight		kg	49	72	72	79	72	72	79
Electrical Details	Power Supply		1ph	1ph	1ph	1ph	3ph	3ph	3ph
	Maximum Input Current (MCA) A		14.93	22.2	28.3	27.9	14.9	15.1	15.4
	Max Fuse Size	A	16	25	32	32	16	16	16
Interconnection Wiring	Core / Cable Size		3+E / 1.5	3+E / 1.5	3+E / 1.5	3+E / 1.5	3+E / 1.5	3+E / 1.5	3+E / 1.5
Piping Connections	Liquid / Gas	inches (mm)	3/8 (9.5) / 5/8 (15.9)	3/8 (9.5) / 5/8 (15.9)	3/8 (9.5) / 5/8 (15.9)	3/8 (9.5) / 5/8 (15.9)	3/8 (9.5) / 5/8 (15.9)	3/8 (9.5) / 5/8 (15.9)	3/8 (9.5) / 5/8 (15.9)
Pipework	Maximum Length	m	30	30	30	30	30	30	30
	Maximum Vertical Rise	m	20	30	30	30	30	30	30
	Precharged to	m	10	30	30	30	30	30	30
	Additional charge	g/m	35	N/A	N/A	N/A	N/A	N/A	N/A
	Holding charge	kg	1.15	2.60	2.60	2.90	2.60	2.60	2.90
Sound Pressure (Cooling)	Nom / Night Quiet	dBA	52	53/44	53/44	54/44	53/44	53/44	54/44
Sound Pressure (Heating)	Nom / Night Quiet	dBA	52	57/44	57/44	57/44	57/44	57/44	57/44
Sound Power (Cooling)		dBA	65	70	71	73	70	71	73
Operating Range (Cooling)	Min / Max	°CDB	-10/46	-10/46	-10/46	-10/46	-10/46	-10/46	-10/46
Operating Range (Heating)	Min / Max	°CWB	-15/18	-15/15.5	-15/15.5	-15/15.5	-15/15.5	-15/15.5	-15/15.5
Air Flow Rate (Cooling)	Nominal	m³/min	46.6	69.0	71.0	76.0	69.0	71.0	76.0

Indoor Unit Trade Price (Includes: BRC1H52W)	£1,417.00	£1,506.00	£1,879.00	£2,229.00	£1,506.00	£1,879.00	£2,229.00
Condensing Unit Trade Price	£1,089.00	£1,338.00	£1,502.00	£1,682.00	£1,412.00	£1,583.00	£1,773.00
Total System Price	£2,506.00	£2,844.00	£3,381.00	£3,911.00	£2,918.00	£3,462.00	£4,002.00

Notes & Features:

- Suitable for ceiling heights of up to 3.8m without loss of capacity
- Vertical auto swing function



ARXM71A

AZAS100-140M



Madoka
BRC1H52W



onecta

WI-FI ADAPTOR

AVAILABLE AS AN OPTION



FUA-A / RZAG-N

Under Ceiling Cassette – Alpha



Accessories:

Accessory Ref	Description	Trade Price
BRP069C81	Wi-Fi adapter for use with Daikin ONECTA App	£111.00
BRC1H52W	Wired touch screen remote controller - White (Included as standard)	£123.00
BRC1H52S	Wired touch screen remote controller - Silver	£130.00
BRC1H52K	Wired touch screen remote controller - Black	£134.00
BRC7C58	Wireless remote controller	£234.00
EKROR05	Remote on/off control interface kit	£39.00
K.CGM	Condensing unit guard (1150 x 1150 x 650)	£453.00
K.CWBXL	Wall bracket (250kg, 660mm support arm)	£103.00
K.DT2	Condensate drip tray for use with K.CWBXL	£87.00
K.FF6005	Two flexi-feet (Standard 600mm x 185mm x 100mm) to mount the outdoor unit	£67.00
K.RSS	Wireless room mounted temperature sensor and receiver	£136.00
KLIC-DI_V2	KNX Interface for Sky Air and VRV systems	£284.00
KRCS01-4	Remote room mounted temperature sensor	£58.00
KRP4A53 and UK.FB2	Unit/group adaptor PCB for remote on/off, status indication and temperature setting	£131.00
RS-SE	Service and configuration tool for K.RSS	£140.00
RTD-10 and UK.FB2	Enhanced function PCB for Sky Air and VRV. Duty rotation, Lead Lag control and heating interlock	£356.00
RTD-20 and UK.FB2	Energy control PCB for Sky Air and VRV	£382.00
EKMBPP1 and UK.FB2	Modbus interface PCB for Sky Air and VRV	£285.00

Indoor Units			Single Phase			3 Phase		
			FUA71A	FUA100A	FUA125A	FUA71A	FUA100A	FUA125A
Capacity	UK Total Cooling	kW	7.76	10.85	13.6	7.76	10.85	13.6
	UK Sensible Cooling	kW	5.32	7.44	9.30	5.32	7.44	9.30
	Nominal Cooling	kW	6.8	9.5	12.1	6.8	9.5	12.1
	Nominal Heating	kW	7.5	10.8	13.5	7.5	10.8	13.5
Seasonal Efficiency (EN14825) COOLING	Energy Label		A++	A++	-	A++	A++	-
	Pdesign	kW	6.8	9.5	12.1	6.8	9.5	12.1
	SEER		7.02	6.42	6.39	7.02	6.42	6.39
	ηs,c	%	-	-	253	-	-	253
	Annual Energy Consumption	kWh	339	518	1136	339	518	1136
Seasonal Efficiency (EN14825) HEATING	Energy Label		A+	A+	-	A+	A+	-
	Pdesign	kW	4.70	7.80	9.52	4.70	7.80	9.52
	SCOP		4.20	4.50	4.26	4.20	4.50	4.26
	ηs,h	%	-	-	167	-	-	167
	Annual Energy Consumption	kWh	1567	2427	3129	1567	2427	3129
Air Flow Rate (Cooling)	High / Med / Low	m ³ /min	23.0 / 19.5 / 16.0	31.0 / 25.5 / 20.0	32.5 / 26.5 / 20.5	23.0 / 19.5 / 16.0	31.0 / 25.5 / 20.0	32.5 / 26.5 / 20.5
Dimensions	Height	mm	198	198	198	198	198	198
	Width	mm	950	950	950	950	950	950
	Depth	mm	950	950	950	950	950	950
Weight		kg	25	26	26	25	26	26
Sound Pressure (Cooling)	High / Med / Low	dBA	41 / 38 / 35	46 / 42 / 39	47 / 43 / 40	41 / 38 / 35	46 / 42 / 39	47 / 43 / 40
Sound Pressure (Heating)	High / Med / Low	dBA	41 / 38 / 35	46 / 42 / 39	47 / 43 / 40	41 / 38 / 35	46 / 42 / 39	47 / 43 / 40
Sound Power (Cooling)		dBA	59	64	65	59	64	65

Outdoor Units			RZAG71NV1	RZAG100NV1	RZAG125NV1	RZAG71NY1	RZAG100NY1	RZAG125NY1
Dimensions	Height x Width x Depth	mm	870 x 1100 x 460	870 x 1100 x 460	870 x 1100 x 460	870 x 1100 x 460	870 x 1100 x 460	870 x 1100 x 460
Weight		kg	81	85	85	81	85	85
Electrical Details	Power Supply		1ph	1ph	1ph	3ph	3ph	3ph
	Maximum Input Current (MCA) A		17.9	22.2	27.5	11.3	14.9	15
	Max Fuse Size	A	20	32	32	16	16	16
	Core / Cable Size		3+E / 1.5	3+E / 1.5	3+E / 1.5	3+E / 1.5	3+E / 1.5	3+E / 1.5
Piping Connections	Liquid / Gas	inches (mm)	3/8 (9.5) / 5/8 (15.9)	3/8 (9.5) / 5/8 (15.9)	3/8 (9.5) / 5/8 (15.9)	3/8 (9.5) / 5/8 (15.9)	3/8 (9.5) / 5/8 (15.9)	3/8 (9.5) / 5/8 (15.9)
Pipework	Maximum Length	m	55	85	85	55	85	85
	Maximum Vertical Rise	m	30	30	30	30	30	30
	Precharged to	m	40	40	40	40	40	40
	Additional charge	g/m	35	35	35	35	35	35
	Holding charge	kg	3.2	3.2	3.7	3.2	3.2	3.7
Sound Pressure (Cooling)	Nom / Night Quiet	dBA	46 / 44	47 / 45	49 / 47	46 / 44	47 / 45	49 / 47
Sound Pressure (Heating)	Nom / Night Quiet	dBA	48 / 44	50 / 45	52 / 47	48 / 44	50 / 45	52 / 47
Sound Power (Cooling)		dBA	64	66	69	65	66	69
Operating Range (Cooling)	Min / Max	°CDB	-20 / 52	-20 / 52	-20 / 52	-20 / 52	-20 / 52	-20 / 52
Operating Range (Heating)	Min / Max	°CWB	-20 / 18	-20 / 18	-20 / 18	-20 / 18	-20 / 18	-20 / 18
Air Flow Rate (Cooling)	Nominal	m ³ /min	68.0	67.0	80.0	68.0	67.0	80.0
Meets ETL criteria			●	●	●	●	●	●
Indoor Unit Trade Price (Includes: BRC1H52W)			£1,314.00	£1,438.00	£1,588.00	£1,314.00	£1,438.00	£1,588.00
Condensing Unit Trade Price			£1,815.00	£2,303.00	£2,536.00	£1,870.00	£2,410.00	£2,652.00
Total System Price			£3,129.00	£3,741.00	£4,124.00	£3,184.00	£3,848.00	£4,240.00

Notes & Features:

- Ideal for rooms, shop or offices without false ceilings
- Three step fan speed
- Comms, computer and server room cooling possible with EDP setting (Alpha only)



RZAG71-140N



WI-FI ADAPTOR

AVAILABLE AS AN OPTION

onecta

FUA-A / RZASG-M

Under Ceiling Cassette – Advance



Accessories:

Accessory Ref	Description	Trade Price
BRP069C81	Wi-Fi adapter for use with Daikin ONECTA App	£111.00
BRC1H52W	Wired touch screen remote controller - White (Included as standard)	£123.00
BRC1H52S	Wired touch screen remote controller - Silver	£130.00
BRC1H52K	Wired touch screen remote controller - Black	£134.00
BRC7C58	Wireless remote controller	£234.00
EKROR05	Remote on/off control interface kit	£39.00
K.CGM	Condensing unit guard (1150 x 1150 x 650)	£453.00
K.CWBXL	Wall bracket (250kg, 660mm support arm)	£103.00
K.DT2	Condensate drip tray for use with K.CWBXL	£87.00
K.FF6005	Two flexi-feet (Standard 600mm x 185mm x 100mm) to mount the outdoor unit	£67.00
K.RSS	Wireless room mounted temperature sensor and receiver	£136.00
KLIC-DI_V2	KNX Interface for Sky Air and VRV systems	£284.00
KRCS01-4	Remote room mounted temperature sensor	£58.00
KRP4A53 and UK.FB2	Unit/group adaptor PCB for remote on/off, status indication and temperature setting	£131.00
RS-SE	Service and configuration tool for K.RSS	£140.00
RTD-10 and UK.FB2	Enhanced function PCB for Sky Air and VRV. Duty rotation, Lead Lag control and heating interlock	£356.00
RTD-20 and UK.FB2	Energy control PCB for Sky Air and VRV	£382.00
EKMBPP1 and UK.FB2	Modbus interface PCB for Sky Air and VRV	£285.00

Indoor Units			Single Phase			3 Phase	
			FUA71A	FUA100A	FUA125A	FUA100A	FUA125A
Capacity	UK Total Cooling	kW	7.28	10.80	13.6	10.80	13.6
	UK Sensible Cooling	kW	4.99	7.44	9.30	7.44	9.30
	Nominal Cooling	kW	6.8	9.5	12.1	9.5	12.1
	Nominal Heating	kW	7.5	10.8	13.5	10.8	13.5
Seasonal Efficiency (EN14825) COOLING	Energy Label		A++	A+	-	A+	-
	Pdesign	kW	6.8	9.5	12.1	9.5	12.1
	SEER		6.16	5.83	5.49	5.83	5.49
	ηs,c	%	-	-	217	-	217
	Annual Energy Consumption	kWh	386	570	1322	570	1322
	Energy Label		A	A+	-	A+	-
Seasonal Efficiency (EN14825) HEATING	Pdesign	kW	4.5	6.0	6.0	6.0	6.0
	SCOP		3.90	4.01	3.84	4.01	3.84
	ηs,h	%	-	-	151	-	151
	Annual Energy Consumption	kWh	1615	2095	2188	2095	2188
	Energy Label		A	A+	-	A+	-
	Pdesign	kW	4.5	6.0	6.0	6.0	6.0
Air Flow Rate (Cooling)	High / Med / Low	m³/min	23.0 / 19.5 / 16.0	31.0 / 25.5 / 20.0	32.5 / 26.5 / 20.5	31.0 / 25.5 / 20.0	32.5 / 26.5 / 20.5
Dimensions	Height	mm	198	198	198	198	198
	Width	mm	950	950	950	950	950
	Depth	mm	950	950	950	950	950
Weight		kg	25	26	26	26	26
Sound Pressure (Cooling)	High / Med / Low	dBA	41 / 38 / 35	46 / 42 / 39	47 / 43 / 40	46 / 42 / 39	47 / 43 / 40
Sound Pressure (Heating)	High / Med / Low	dBA	41 / 38 / 35	46 / 42 / 39	47 / 43 / 40	46 / 42 / 39	47 / 43 / 40
Sound Power (Cooling)		dBA	59	64	65	64	65

Outdoor Units			RZASG71MV1	RZASG100MV1	RZASG125MV1	RZASG100MY1	RZASG125MY1
Dimensions	Height x Width x Depth	mm	770 x 900 x 320	990 x 940 x 320	990 x 940 x 320	990 x 940 x 320	990 x 940 x 320
Weight		kg	60	70	70	70	70
Electrical Details	Power Supply		1ph	1ph	1ph	3ph	3ph
	Maximum Input Current (MCA) A		17.9	22.2	28.2	14.9	15.0
	Max Fuse Size	A	20	25	32	16	16
	Core / Cable Size		3+E / 1.5	3+E / 1.5	3+E / 1.5	3+E / 1.5	3+E / 1.5
Piping Connections	Liquid / Gas	inches (mm)	3/8 (9.5) / 5/8 (15.9)	3/8 (9.5) / 5/8 (15.9)	3/8 (9.5) / 5/8 (15.9)	3/8 (9.5) / 5/8 (15.9)	3/8 (9.5) / 5/8 (15.9)
Pipework	Maximum Length	m	50	50	50	50	50
	Maximum Vertical Rise	m	30	30	30	30	30
	Precharged to	m	30	30	30	30	30
	Additional charge	g/m	35	35	35	35	35
	Holding charge	kg	2.45	2.60	2.60	2.60	2.60
Sound Pressure (Cooling)	Nom / Night Quiet	dBA	46 / 42	53 / 44	53 / 44	53 / 44	53 / 44
Sound Pressure (Heating)	Nom / Night Quiet	dBA	47 / 42	57 / 44	57 / 44	57 / 44	57 / 44
Sound Power (Cooling)		dBA	65	70	71	70	71
Operating Range (Cooling)	Min / Max	°CDB	-15 / 46	-15 / 46	-15 / 46	-15 / 46	-15 / 46
Operating Range (Heating)	Min / Max	°CWB	-15 / 15.5	-15 / 15.5	-15 / 15.5	-15 / 15.5	-15 / 15.5
Air Flow Rate (Cooling)	Nominal	m³/min	56.0	69.0	71.0	69.0	71.0

Indoor Unit Trade Price (Includes: BRC1H52W)	£1,314.00	£1,438.00	£1,588.00	£1,438.00	£1,588.00
Condensing Unit Trade Price	£1,250.00	£1,729.00	£1,895.00	£1,783.00	£1,954.00
Total System Price	£2,564.00	£3,167.00	£3,483.00	£3,221.00	£3,542.00

Notes & Features:

- Ideal for rooms, shop or offices without false ceilings
- Three step fan speed









WI-FI ADAPTOR
AVAILABLE AS AN OPTION

Split System Controls

Remote Controllers and Interface Adaptors

Infrared Controllers				
Applicable Indoor Unit		Model	Description	Trade Price
Wall Mounted	Ururu Sarara (FTXZ-N)	ARC477A1	Wireless Remote Controller (Heat Pump)	Supplied with Unit
	Emura (FTXJ-AW/S/B)	ARC488A1W/S/B	Wireless Remote Controller (Heat Pump)	Supplied with Unit
	Stylish (C/FTXA-CW/S/B)	ARC466A85	Wireless Remote Controller (Heat Pump)	Supplied with Unit
	Perfera - Wall (FTXM-A)	ARC466A86	Wireless Remote Controller (Heat Pump)	Supplied with Unit
	Comfora (FTXP-N9)	ARC480A78 (20-35) ARC480A53 (50-71)"	Wireless Remote Controller (Heat Pump)	Supplied with Unit
Concealed Ceiling	Slim Duct (FDXM-F9)	BRC4C65	Wireless Remote Controller (Heat Pump)	£234.00
	Ducted (FBA-A9)	BRC4C65	Wireless Remote Controller (Heat Pump)	£234.00
Ceiling	Round flow (FCAG-B)	BRC7FA532F	Wireless Remote Controller (Heat Pump) White Panels *NOT compatible with self cleaning panel	£234.00
		BRC7FB532F	Wireless Remote Controller (Heat Pump) White designer panel	£157.00
		BRC7FA532FB	Wireless Remote Controller (Heat Pump) Black Panels *NOT compatible with self cleaning panel	£234.00
		BRC7FB532FB	Wireless Remote Controller (Heat Pump) White designer panel	£157.00
	Fully Flat (FFA-A9)	BRC7EB530W	Wireless Remote Controller (Heat Pump) for Old Style Decoration Panel	£234.00
		BRC7F530W	Wireless Remote Controller (Heat Pump) for White Ceiling Decoration Panel	£234.00
		BRC7F530S	Wireless Remote Controller (Heat Pump) for White Ceiling Decoration Panel	£234.00
	Suspended (FHA-A9)	BRC7GA53-9	Wireless Remote Controller (Heat Pump)	£234.00
	Perfera - Floor (C/FVXM-A9)	ARC466A66	Wireless Remote Controller (Heat Pump)	Supplied with Unit
	Concealed Floor (FNA-A9)	BRC4C65	Wireless Remote Controller (Heat Pump)	£234.00

Accessories	KRP413A1S	KRP928A2S	RTD-RA	KLIC-DDV3	BRC073	BRP069B42
						

Type of Control	BMS Interface				Hardwired Remote Controller	Wi-Fi adapter for ONECTA
Interface Method	Unit	Unit	Unit	Unit	Unit	Unit - Ururu Sarara (FTXZ-N)
Control Protocol	Daikin	Daikin	Modbus	KNX	Daikin	Daikin
Resistance control	✓	✓	-	-	-	-
Control Functions						
On/Off	✓	✓	✓	✓	✓	✓
Temperature Set Point	-	-	✓	✓	✓	✓
Operating Mode	-	-	✓	✓	✓	✓
Fan Speed	-	-	✓	✓	✓	✓
Louver Setting	-	-	✓	✓	✓	✓
Control Prohibit / Restrict settings	-	-	-	-	✓	-
Temperature SetPoint Limits	-	-	✓	✓	✓	-
Scene Creation	-	-	-	✓	-	✓
Temperature Set Back	-	-	✓	-	-	-
F1/F2 connection	-	✓	-	-	-	-
Hardwired Remote Controller Interface	-	✓	-	-	✓	-
Humidity Control	-	-	-	✓	-	✓
Monitoring Functions						
Thermostat On	-	-	✓	-	-	-
Fan Operation	-	-	✓	✓	✓	✓
Louvre Position	-	-	✓	✓	✓	✓
Fault	✓	✓	✓	✓	✓	✓
Fault Code	-	-	✓	✓	✓	✓
Coil In temperature	-	-	✓	-	-	-
Energy Consumption	-	-	-	-	-	✓

Interface	KRP413A1S	KRP928A2S	RTD-RA	KLIC-DDV3	BRC073	BRP069B42
Trade Price	£112.00	£202.00	£232.00	£250.00	£119.00	£90.00

Associated Items

Wiring adapter - required for use with FTXJ-A, C/FTXA-C, FTXM-A, FVXM-A9	EKRS21	EKRS21	EKRS21	EKRS21	EKRS21	EKRS21
Trade Price	£9.00	£9.00	£9.00	£9.00	£9.00	£9.00

Wiring adapter - required for use with FTXP-N9	KRP980A1	KRP980A1	KRP980A1	KRP980A1	KRP980A1	KRP980A1
Trade Price	£73.00	£73.00	£73.00	£73.00	£73.00	£73.00

Notes:

- BRC073 only suitable for FTXZ-N, FTXJ-AW/S/B, FTXA-CW/S/B, FTXM-A/R, FVXM-A9
- If a hard wired controller is required for other indoor units, please see Sky Air Controls

Sky Air Controls

Sky Air Controls

KRP4A53

EKMBPP1

RTD-10

RTD-20

KLIC-DL_V2

BRC1H52 W / S / K

BRC7EA631

BRC7EA632

BRC7GA53-9

BRC7C58

BRC7EB530W

BRC7F530 S / W

BRC7FA532 F / FB

BRC4C65

BRP069C81

BRP069C82

BMS Interface

Unit/Group

Unit/Group

Unit/Group

Unit/Group

Unit/Group

Unit/Group

Unit/Group

Unit/Group

Unit/Group

Unit/Group

Unit/Group

Unit/Group

Unit/Group

Unit/Group

Unit/Group

Unit/Group

Unit/Group

Unit/Group

Unit/Group

Unit/Group

Unit/Group

Unit/Group

Unit/Group

Unit/Group

Unit

Unit

Unit

Unit

Unit

Unit

Unit

Unit

Unit

Unit

Unit

Unit

Unit

Unit

Unit

Unit

Unit

Unit

Unit

Unit

Unit

Unit

Unit

Unit

Unit

Unit

Unit

Unit

Unit

Unit

Unit

Unit

Unit

Unit

Unit

Unit

Unit

Unit

Unit

Unit

Unit

Unit

Unit

Unit

Unit

Unit

Unit

Unit

Unit

Unit

Unit

Unit

Unit

Unit

Unit

Unit

Unit

Unit

Unit

Unit

Unit

Unit

Unit

Unit

Unit

Unit

Unit

Unit

Unit

Unit

Unit

Unit

Unit

Unit

Unit

Unit

Unit

Unit

Unit

Unit

Unit

Unit

Unit

Unit

Unit

Unit

Unit

Unit

Unit

Unit

Unit

Unit

Unit

Unit

Unit

Unit

Unit

Unit

Unit

Unit

Unit

Unit

Unit

Unit

Unit

Unit

Unit

Unit

Unit

Unit

Unit

Unit

Unit

Unit

Unit

Unit

Unit

Unit

Unit

Unit

Unit

Unit

Unit

Unit

Unit

Unit

Unit

Unit

Unit

Unit

Unit

Unit

Unit

Unit

Unit

Unit

Unit

Unit

Unit

Unit

Unit

Unit

Unit

Unit

Unit

Unit

Unit

Unit

Unit

Unit

Unit

Unit

Unit

Unit

Unit

Unit

Unit

Unit

Unit

Unit

Unit

Unit

Unit

Unit

Unit

Unit

Unit

Unit

Unit

Unit

Unit

Unit

Unit

Unit

Unit

Unit

Unit

Unit

Unit

Unit

Unit

Unit

Unit

Unit

Unit

Unit

Unit

Unit

Unit

Unit

Unit

Unit

Unit

Unit

Unit

Unit

Unit

Unit

Unit

Unit

Unit

Unit

Unit

Unit

Unit

Unit

Unit

Unit

Unit

Unit

Unit

Unit

Unit

Unit

Unit

Unit

Unit

Unit

Unit

Unit

Unit

Unit

Unit

Unit

Unit

Unit

Unit

Unit

Unit

Unit

Unit

Unit

Unit

Unit

Unit

Unit

Unit

Unit

Unit

Unit

Unit

Unit

Unit

Unit

Unit

Unit

Unit

Unit

Unit

Unit

Unit

Unit

Unit

Unit

Unit

Unit

Unit

Unit

Unit

Unit

Unit

Unit

Unit

Unit

Unit

Unit

Unit

Unit

Unit

Unit

Unit

Unit

Unit

Unit

Unit

Unit

Unit

Unit

Unit

Unit

Unit

Unit

Unit

Unit

Unit

Unit

Unit

Unit

Unit

Unit

Unit

Unit

Unit

Unit

Unit

Unit

Unit

Unit

Unit

Unit

Unit

Unit

Unit

Unit

Unit

Unit

Unit

Unit

Unit

Unit

Unit

Unit

Unit

Unit

Unit

Unit

Unit

Unit

Unit

Unit

Unit

Unit

Unit

Unit

Unit

Unit

Unit

Unit

Unit

Unit

Unit

Unit

Unit

Unit

Unit

Unit

Unit

Unit

Unit

Unit

Unit

Unit

Unit

Unit

Unit

Unit

Unit

Unit

Unit

Unit

Unit

Unit

Unit

Unit

Unit

Unit

Unit

Unit

Unit

Unit

Unit

Unit

Unit

Unit

Unit

Unit

Unit

Unit

Unit

Unit

Unit

Unit

Unit

Unit

Unit

Unit

Unit

Unit

Unit

Unit

Unit

Unit

Unit

Unit

Unit

Unit

Unit

Unit

Unit

Unit

Unit

Unit

Unit

Unit

Unit

Unit

Unit

Unit

Unit

Unit

Unit

Unit

Unit

Unit

Unit

Unit

Unit

Unit

Unit

Unit

Unit

Unit

Unit

Unit

Unit

Unit

Unit

Unit

Unit

Unit

Unit

Unit

Unit

Unit

Unit

Unit

Unit

Unit

Unit

Unit

Unit

Unit

Unit

Unit

Unit

Unit

Unit

Unit

Unit

Unit

Unit

Unit

Unit

Unit

Unit

Unit

Unit

Unit

Unit

Unit

Unit

Unit

Unit

Unit

Unit

Unit

Unit

Unit

Unit

Unit

Unit

Unit

Unit

Unit

Unit

Unit

Unit

Unit

Unit

Unit

Unit

Unit

Unit

Unit

Unit

Unit

Unit

Unit

Unit

Unit

Unit

Unit

Unit

Unit

Unit

Unit

Unit

Unit

Unit

Unit

Unit

Unit

Unit

Unit

Unit

Unit

Unit

Unit

Unit

Unit

Unit

Unit

Unit

Unit

Unit

Unit

Unit

Unit

Unit

Unit

Unit

Unit

Unit

Unit

Unit

Unit

Unit

Unit

Unit

Unit

Unit

Unit

Unit

Unit

Unit

Unit

Unit

Unit

Unit

Unit

Unit

Unit

Unit

Unit

Unit

Unit

Unit

Unit

Unit

Unit

Unit

Unit

Unit

Unit

Unit

Unit

Unit

Unit

Unit

Unit

Unit

Unit

Unit

Unit

Unit

Unit

Unit

Unit

Unit

Unit

Unit

Unit

Unit

Unit

Unit

Unit

Unit

Unit

Unit

Unit

Unit

Unit

Unit

Unit

Unit

Unit

Unit

Unit

Unit

Unit

Unit

Unit

Unit

Unit

Unit

Unit

Unit

Unit

Unit

Unit

Unit

Unit

Unit

Unit

Unit

Unit

Unit

Unit

Unit

Unit

Unit

Unit

Unit

Unit

Unit

Unit

Unit

Unit

Unit

Unit

Unit

Unit

Unit

Unit

Unit

Unit

Unit

Unit

Unit

Unit

Unit

Unit

Unit

Unit

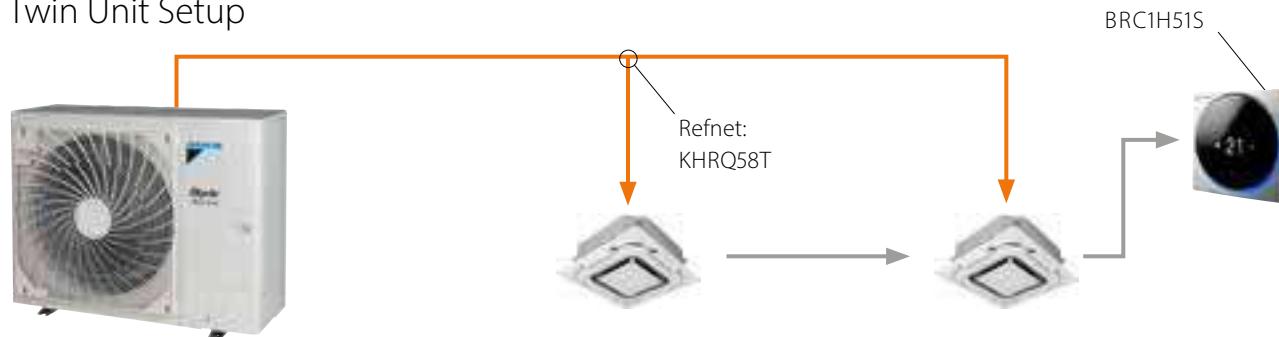
Sky Air Twin, Triple and Double Twin Systems

R-32 BLUEEVOLUTION

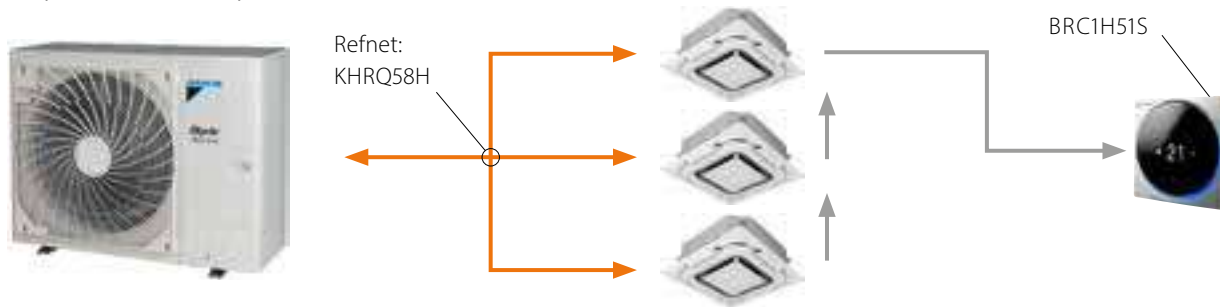
SkyAir Alpha-series

SkyAir Advance-series

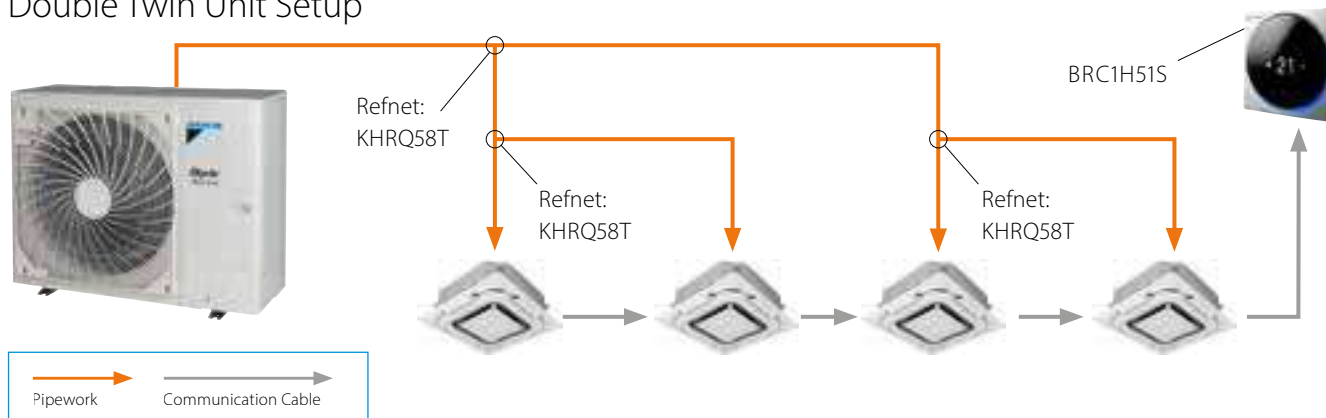
Twin Unit Setup



Triple Unit Setup



Double Twin Unit Setup



Benefits of Twin, Triple & Double Twin Split Systems

- Designed for large open spaces, where multiple units are required to distribute airflow evenly
- One controller that controls all units simultaneously
- One condenser can be connected with up to four indoor units
- Units run on R-32 refrigerant with a GWP of only 675



RZAG-N, RZASG-M & RZA-D

Sky Air Alpha, Advance



RZAG-N



RZASG-M



RZA-D



Outdoor Units			Alpha							
			Single Phase				3 Phase			
			RZAG71NV1	RZAG100NV1	RZAG125NV1	RZAG140NV1	RZAG71NY1	RZAG100NY1	RZAG125NY1	RZAG140NY1
Dimensions	Height	mm	870	870	870	870	870	870	870	870
	Width	mm	1100	1100	1100	1100	1100	1100	1100	1100
	Depth	mm	460	460	460	460	460	460	460	460
Weight		kg	81	85	95	95	81	85	95	95
Electrical Details	Power Supply		1ph	1ph	1ph	1ph	3ph	3ph	3ph	3ph
	Max Fuse Size	A	20	32	32	32	16	16	16	16
Interconnection Wiring	Core / Cable size		3+E / 1.5	3+E / 1.5	3+E / 1.5	3+E / 1.5	3+E / 1.5	3+E / 1.5	3+E / 1.5	3+E / 1.5
Piping Connections	Liquid / Gas	inches (mm)	3/8 (9.5) / 5/8 (15.9)	3/8 (9.5) / 5/8 (15.9)	3/8 (9.5) / 5/8 (15.9)	3/8 (9.5) / 5/8 (15.9)	3/8 (9.5) / 5/8 (15.9)	3/8 (9.5) / 5/8 (15.9)	3/8 (9.5) / 5/8 (15.9)	3/8 (9.5) / 5/8 (15.9)
Pipework	Maximum Length	m	55	85	85	85	55	85	85	85
	Maximum Vertical Rise	m	30	30	30	30	30	30	30	30
	Precharged to	m	40	40	40	40	40	40	40	40
	Additional Charge	g/m	35	35	35	35	35	35	35	35
	Holding Charge	kg	3.2	3.2	3.7	3.7	3.2	3.2	3.7	3.7
Sound Pressure (Cooling)	Nom / Night Quiet	dBA	46 / 44	47 / 45	49 / 47	50 / 48	46 / 44	47 / 45	49 / 47	50 / 48
Sound Pressure (Heating)	Nom / Night Quiet	dBA	48 / 44	50 / 45	52 / 47	52 / 48	48 / 44	50 / 45	52 / 47	52 / 48
Sound Power (Cooling)			64	66	69	70	64	66	69	70
Operating Range (Cooling)	Min / Max	°CDB	-20 / 52	-20 / 52	-20 / 52	-20 / 52	-20 / 52	-20 / 52	-20 / 52	-20 / 52
Operating Range (Heating)	Min / Max	°CWB	-20 / 18	-20 / 18	-20 / 18	-20 / 18	-20 / 18	-20 / 18	-20 / 18	-20 / 18
Air Flow Rate (Cooling)	Nominal	m³/min	68.0	67.0	80.0	87.0	68.0	67.0	80.0	87.0
Condensing Unit Trade Price			£1,815.00	£2,303.00	£2,536.00	£2,894.00	£1,870.00	£2,410.00	£2,652.00	£3,048.00

Outdoor Units			Advance							
			Single Phase				3 Phase			
			RZASG71MV1	RZASG100MV1	RZASG125MV1	RZASG140MV1	RZASG100MY1	RZASG125MY1	RZASG140MY1	RZA200D
Dimensions	Height	mm	770	990	990	990	990	990	990	870
	Width	mm	900	940	940	940	940	940	940	1100
	Depth	mm	320	320	320	320	320	320	320	460
Weight		kg	60	70	70	77	70	70	77	117
Electrical Details	Power Supply		1ph	1ph	1ph	1ph	3ph	3ph	3ph	3ph
	Max Fuse Size	A	20	25	32	32	16	16	16	20
Interconnection Wiring	Core / Cable size		3+E / 1.5	3+E / 1.5	3+E / 1.5	3+E / 1.5	3+E / 1.5	3+E / 1.5	3+E / 1.5	3+E / 2.5
Piping Connections	Liquid / Gas	inches (mm)	3/8 (9.5) / 5/8 (15.9)	3/8 (9.5) / 5/8 (15.9)	3/8 (9.5) / 5/8 (15.9)	3/8 (9.5) / 5/8 (15.9)	3/8 (9.5) / 5/8 (15.9)	3/8 (9.5) / 5/8 (15.9)	3/8 (9.5) / 5/8 (15.9)	3/8 (9.5) / 7/8 (22.2)
Pipework	Maximum Length	m	50	50	50	50	50	50	50	100
	Maximum Vertical Rise	m	30	30	30	30	30	30	30	30
	Precharged to	m	30	30	30	30	30	30	30	30
	Additional Charge	g/m	35	35	35	35	35	35	35	45
	Holding Charge	kg	2.45	2.60	2.60	2.90	2.60	2.60	2.90	5.00
Sound Pressure (Cooling)	Nom / Night Quiet	dBA	46 / 42	53 / 44	53 / 44	54 / 44	53 / 44	53 / 44	54 / 44	53
Sound Pressure (Heating)	Nom / Night Quiet	dBA	47 / 42	57 / 44	57 / 44	57 / 44	57 / 44	57 / 44	57 / 44	60
Sound Power (Cooling)			65	70	71	73	70	71	73	76
Operating Range (Cooling)	Min / Max	°CDB	-15 / 46	-15 / 46	-15 / 46	-15 / 46	-15 / 46	-15 / 46	-15 / 46	-20/46
Operating Range (Heating)	Min / Max	°CWB	-15 / 15.5	-15 / 15.5	-15 / 15.5	-15 / 15.5	-15 / 15.5	-15 / 15.5	-15 / 15.5	-20/15
Air Flow Rate (Cooling)	Nominal	m³/min	56.0	69.0	71.0	76.0	69.0	71.0	76.0	101.0
Condensing Unit Trade Price			£1,250.00	£1,729.00	£1,895.00	£2,109.00	£1,783.00	£1,954.00	£2,174.00	£3,888.00

Possible Combinations

Sky Air Alpha
Twin, Triple and Double Twin
Combinations

Outdoor		Indoor Type	Material	Remote	Refnet	System Price
7.1kW Twin	RZAG71NV1 Single Phase	Cassette	2 x FCAG35B	1 x BRC1H52W	1 x KHRQ58T	£3,835.00
		600 x 600 Fully Flat Cassette	2 x FFA35A9	1 x BRC1H52W	1 x KHRQ58T	£3,873.00
		Ceiling Suspended	2 x FHA35A9	1 x BRC1H52W	1 x KHRQ58T	£3,773.00
		Ducted	2 x FBA35A9	1 x BRC1H52W	1 x KHRQ58T	£3,317.00
		Slim Duct	2 x FDXM35F9	1 x BRC1H52W	1 x KHRQ58T	£3,093.00
		Concealed Floor Standing	2 x FNA35A9	1 x BRC1H52W	1 x KHRQ58T	£3,281.00
	RZAG71NY1 Three Phase	Cassette	2 x FCAG35B	1 x BRC1H52W	1 x KHRQ58T	£3,890.00
		600 x 600 Fully Flat Cassette	2 x FFA35A9	1 x BRC1H52W	1 x KHRQ58T	£3,928.00
		Ceiling Suspended	2 x FHA35A9	1 x BRC1H52W	1 x KHRQ58T	£3,828.00
		Ducted	2 x FBA35A9	1 x BRC1H52W	1 x KHRQ58T	£3,372.00
		Slim Duct	2 x FDXM35F9	1 x BRC1H52W	1 x KHRQ58T	£3,148.00
10kW Twin	RZAG100NV1 Single Phase	Concealed Floor Standing	2 x FNA35A9	1 x BRC1H52W	1 x KHRQ58T	£3,336.00
		Cassette	2 x FCAG50B	1 x BRC1H52W	1 x KHRQ58T	£4,365.00
		600 x 600 Fully Flat Cassette	2 x FFA50A9	1 x BRC1H52W	1 x KHRQ58T	£4,575.00
		Ceiling Suspended	2 x FHA50A9	1 x BRC1H52W	1 x KHRQ58T	£4,433.00
		Ducted	2 x FBA50A9	1 x BRC1H52W	1 x KHRQ58T	£3,889.00
	RZAG100NY1 Three Phase	Slim Duct	2 x FDXM50F9	1 x BRC1H52W	1 x KHRQ58T	£3,693.00
		Concealed Floor Standing	2 x FNA50A9	1 x BRC1H52W	1 x KHRQ58T	£4,023.00
		Cassette	2 x FCAG50B	1 x BRC1H52W	1 x KHRQ58T	£4,472.00
		600 x 600 Fully Flat Cassette	2 x FFA50A9	1 x BRC1H52W	1 x KHRQ58T	£4,682.00
		Ceiling Suspended	2 x FHA50A9	1 x BRC1H52W	1 x KHRQ58T	£4,540.00
10kW Triple	RZAG100NV1 Single Phase	Ducted	2 x FBA50A9	1 x BRC1H52W	1 x KHRQ58T	£3,996.00
		Slim Duct	2 x FDXM50F9	1 x BRC1H52W	1 x KHRQ58T	£3,800.00
		Concealed Floor Standing	2 x FNA50A9	1 x BRC1H52W	1 x KHRQ58T	£4,130.00
	RZAG100NY1 Three Phase	Cassette	3 x FCAG35B	1 x BRC1H52W	1 x KHRQ58H	£5,306.00
		600 x 600 Fully Flat Cassette	3 x FFA35A9	1 x BRC1H52W	1 x KHRQ58H	£5,363.00
		Ceiling Suspended	3 x FHA35A9	1 x BRC1H52W	1 x KHRQ58H	£5,213.00
		Ducted	3 x FBA35A9	1 x BRC1H52W	1 x KHRQ58H	£4,529.00
		Slim Duct	3 x FDXM35F9	1 x BRC1H52W	1 x KHRQ58H	£4,193.00
12kW Twin	RZAG125NV1 Single Phase	Concealed Floor Standing	3 x FNA35A9	1 x BRC1H52W	1 x KHRQ58H	£4,475.00
		Cassette	3 x FCAG35B	1 x BRC1H52W	1 x KHRQ58H	£5,413.00
		600 x 600 Fully Flat Cassette	3 x FFA35A9	1 x BRC1H52W	1 x KHRQ58H	£5,470.00
		Ceiling Suspended	3 x FHA35A9	1 x BRC1H52W	1 x KHRQ58H	£5,320.00
		Ducted	3 x FBA35A9	1 x BRC1H52W	1 x KHRQ58H	£4,636.00
	RZAG125NY1 Three Phase	Slim Duct	3 x FDXM35F9	1 x BRC1H52W	1 x KHRQ58H	£4,300.00
		Concealed Floor Standing	3 x FNA35A9	1 x BRC1H52W	1 x KHRQ58H	£4,582.00
		Cassette	2 x FCAG60B	1 x BRC1H52W	1 x KHRQ58T	£4,730.00
		600 x 600 Fully Flat Cassette	2 x FFA60A9	1 x BRC1H52W	1 x KHRQ58T	£4,938.00
		Ceiling Suspended	2 x FHA60A9	1 x BRC1H52W	1 x KHRQ58T	£4,880.00
12kW Triple	RZAG125NV1 Single Phase	Ducted	2 x FBA60A9	1 x BRC1H52W	1 x KHRQ58T	£4,294.00
		Slim Duct	2 x FDXM60F9	1 x BRC1H52W	1 x KHRQ58T	£4,068.00
		Concealed Floor Standing	2 x FNA60A9	1 x BRC1H52W	1 x KHRQ58T	£4,432.00
	RZAG125NY1 Three Phase	Cassette	2 x FCAG60B	1 x BRC1H52W	1 x KHRQ58T	£4,846.00
		600 x 600 Fully Flat Cassette	2 x FFA60A9	1 x BRC1H52W	1 x KHRQ58T	£5,054.00
		Ceiling Suspended	2 x FHA60A9	1 x BRC1H52W	1 x KHRQ58T	£4,996.00
		Ducted	2 x FBA60A9	1 x BRC1H52W	1 x KHRQ58T	£4,410.00
		Slim Duct	2 x FDXM60F9	1 x BRC1H52W	1 x KHRQ58T	£4,184.00
12kW Triple	RZAG125NV1 Single Phase	Concealed Floor Standing	2 x FNA60A9	1 x BRC1H52W	1 x KHRQ58T	£4,548.00
		Cassette	3 x FCAG50B	1 x BRC1H52W	1 x KHRQ58H	£5,602.00
		600 x 600 Fully Flat Cassette	3 x FFA50A9	1 x BRC1H52W	1 x KHRQ58H	£5,917.00
		Ceiling Suspended	3 x FHA50A9	1 x BRC1H52W	1 x KHRQ58H	£5,704.00
		Ducted	3 x FBA50A9	1 x BRC1H52W	1 x KHRQ58H	£4,888.00
	RZAG125NY1 Three Phase	Slim Duct	3 x FDXM50F9	1 x BRC1H52W	1 x KHRQ58H	£4,594.00
		Concealed Floor Standing	3 x FNA50A9	1 x BRC1H52W	1 x KHRQ58H	£5,089.00
		Cassette	3 x FCAG50B	1 x BRC1H52W	1 x KHRQ58H	£5,718.00
		600 x 600 Fully Flat Cassette	3 x FFA50A9	1 x BRC1H52W	1 x KHRQ58H	£6,033.00
		Ceiling Suspended	3 x FHA50A9	1 x BRC1H52W	1 x KHRQ58H	£5,820.00
12kW Triple	RZAG125NY1 Three Phase	Ducted	3 x FBA50A9	1 x BRC1H52W	1 x KHRQ58H	£5,004.00
		Slim Duct	3 x FDXM50F9	1 x BRC1H52W	1 x KHRQ58H	£4,710.00
		Concealed Floor Standing	3 x FNA50A9	1 x BRC1H52W	1 x KHRQ58H	£5,205.00

Possible Combinations

Sky Air Alpha Twin, Triple and Double Twin Combinations



Accessories:

Accessory Ref	Description	Trade Price
K.CWBXL	Wall bracket (250kg, 660mm support arm)	£103.00
K.DT2	Condensate drip tray for use with K.CWBXL	£87.00
K.CGM	Condensing unit guard (1150 x 1150 x 650)	£453.00

Accessories for fan coils - refer to pair system pages

Maximum Fuse size for Twin, Triple and Double Twin Outdoor Units

Outdoor Units	Power	71	100	125	140
RZAG	Single Phase	20 amp	32 amp	32 amp	32 amp
	Three Phase	16 amp	16 amp	16 amp	16 amp

Note:

Max fuse size based on current price list series indoor units. Refer to data-book for more details.

Outdoor		Indoor Type	Material	Remote	Refnet	System Price
12kW Double Twin	RZAG125NV1 Single Phase	Cassette	4 x FCAG35B	1 x BRC1H52W	3 x KHRQ58T	£6,492.00
		600 x 600 Fully Flat Cassette	4 x FFA35A9	1 x BRC1H52W	3 x KHRQ58T	£6,568.00
		Ceiling Suspended	4 x FHA35A9	1 x BRC1H52W	3 x KHRQ58T	£6,368.00
		Ducted	4 x FBA35A9	1 x BRC1H52W	3 x KHRQ58T	£5,456.00
		Slim Duct	4 x FDXM35F9	1 x BRC1H52W	3 x KHRQ58T	£5,008.00
		Concealed Floor Standing	4 x FNA35A9	1 x BRC1H52W	3 x KHRQ58T	£5,384.00
		Cassette	4 x FCAG35B	1 x BRC1H52W	3 x KHRQ58T	£6,608.00
	RZAG125NY1 Three Phase	600 x 600 Fully Flat Cassette	4 x FFA35A9	1 x BRC1H52W	3 x KHRQ58T	£6,684.00
		Ceiling Suspended	4 x FHA35A9	1 x BRC1H52W	3 x KHRQ58T	£6,484.00
		Ducted	4 x FBA35A9	1 x BRC1H52W	3 x KHRQ58T	£5,572.00
		Slim Duct	4 x FDXM35F9	1 x BRC1H52W	3 x KHRQ58T	£5,124.00
		Concealed Floor Standing	4 x FNA35A9	1 x BRC1H52W	3 x KHRQ58T	£5,500.00
14kW Twin	RZAG140NV1 Single Phase	Cassette	2 x FCAG71B	1 x BRC1H52W	1 x KHRQ58T	£5,220.00
		Hi-COP Cassette	2 x FCAHG71H	1 x BRC1H52W	1 x KHRQ58T	£5,220.00
		Under Ceiling Cassette	2 x FUA71A	1 x BRC1H52W	1 x KHRQ58T	£5,438.00
		Wall Mount	2 x FAA71B	1 x BRC1H52W	1 x KHRQ58T	£5,106.00
		Ceiling Suspended	2 x FHA71A9	1 x BRC1H52W	1 x KHRQ58T	£5,644.00
		Ducted	2 x FBA71A9	1 x BRC1H52W	1 x KHRQ58T	£5,448.00
		Floor Standing	2 x FVA71A	1 x BRC1H52W	1 x KHRQ58T	£5,864.00
	RZAG140NY1 Three Phase	Cassette	2 x FCAG71B	1 x BRC1H52W	1 x KHRQ58T	£5,374.00
		Hi-COP Cassette	2 x FCAHG71H	1 x BRC1H52W	1 x KHRQ58T	£5,374.00
		Under Ceiling Cassette	2 x FUA71A	1 x BRC1H52W	1 x KHRQ58T	£5,592.00
		Wall Mount	2 x FAA71B	1 x BRC1H52W	1 x KHRQ58T	£5,260.00
		Ceiling Suspended	2 x FHA71A9	1 x BRC1H52W	1 x KHRQ58T	£5,798.00
		Ducted	2 x FBA71A9	1 x BRC1H52W	1 x KHRQ58T	£5,602.00
		Floor Standing	2 x FVA71A	1 x BRC1H52W	1 x KHRQ58T	£6,018.00
14kW Triple	RZAG140NV1 Single Phase	Cassette	3 x FCAG50B	1 x BRC1H52W	1 x KHRQ58H	£5,960.00
		600 x 600 Fully Flat Cassette	3 x FFA50A9	1 x BRC1H52W	1 x KHRQ58H	£6,275.00
		Ceiling Suspended	3 x FHA50A9	1 x BRC1H52W	1 x KHRQ58H	£6,062.00
		Ducted	3 x FBA50A9	1 x BRC1H52W	1 x KHRQ58H	£5,246.00
		Slim Duct	3 x FDXM50F9	1 x BRC1H52W	1 x KHRQ58H	£4,952.00
		Concealed Floor Standing	3 x FNA50A9	1 x BRC1H52W	1 x KHRQ58H	£5,447.00
		Cassette	3 x FCAG50B	1 x BRC1H52W	1 x KHRQ58H	£6,114.00
	RZAG140NY1 Three Phase	600 x 600 Fully Flat Cassette	3 x FFA50A9	1 x BRC1H52W	1 x KHRQ58H	£6,429.00
		Ceiling Suspended	3 x FHA50A9	1 x BRC1H52W	1 x KHRQ58H	£6,216.00
		Ducted	3 x FBA50A9	1 x BRC1H52W	1 x KHRQ58H	£5,400.00
		Slim Duct	3 x FDXM50F9	1 x BRC1H52W	1 x KHRQ58H	£5,106.00
		Concealed Floor Standing	3 x FNA50A9	1 x BRC1H52W	1 x KHRQ58H	£5,601.00
14kW Double Twin	RZAG140NV1 Single Phase	Cassette	4 x FCAG35B	1 x BRC1H52W	3 x KHRQ58T	£6,850.00
		600 x 600 Fully Flat Cassette	4 x FFA35A9	1 x BRC1H52W	3 x KHRQ58T	£6,926.00
		Ceiling Suspended	4 x FHA35A9	1 x BRC1H52W	3 x KHRQ58T	£6,726.00
		Ducted	4 x FBA35A9	1 x BRC1H52W	3 x KHRQ58T	£5,814.00
		Slim Duct	4 x FDXM35F9	1 x BRC1H52W	3 x KHRQ58T	£5,366.00
		Concealed Floor Standing	4 x FNA35A9	1 x BRC1H52W	3 x KHRQ58T	£5,742.00
		Cassette	4 x FCAG35B	1 x BRC1H52W	3 x KHRQ58T	£7,004.00
	RZAG140NY1 Three Phase	600 x 600 Fully Flat Cassette	4 x FFA35A9	1 x BRC1H52W	3 x KHRQ58T	£7,080.00
		Ceiling Suspended	4 x FHA35A9	1 x BRC1H52W	3 x KHRQ58T	£6,880.00
		Ducted	4 x FBA35A9	1 x BRC1H52W	3 x KHRQ58T	£5,968.00
		Slim Duct	4 x FDXM35F9	1 x BRC1H52W	3 x KHRQ58T	£5,520.00
		Concealed Floor Standing	4 x FNA35A9	1 x BRC1H52W	3 x KHRQ58T	£5,896.00

Possible Combinations

Sky Air Advance
Twin, Triple and Double Twin
Combinations

Outdoor		Indoor Type	Material	Remote	Refnet	System Price
7.1kW Twin	RZASG71MV1 Single Phase	Cassette	2 x FCAG35B	1 x BRC1H52W	1 x KHRQ58T	£3,270.00
		600 x 600 Fully Flat Cassette	2 x FFA35A9	1 x BRC1H52W	1 x KHRQ58T	£3,308.00
		Ceiling Suspended	2 x FHA35A9	1 x BRC1H52W	1 x KHRQ58T	£3,208.00
		Ducted	2 x FBA35A9	1 x BRC1H52W	1 x KHRQ58T	£2,752.00
		Slim Duct	2 x FDXM35F9	1 x BRC1H52W	1 x KHRQ58T	£2,528.00
10kW Twin	RZASG100MV1 Single Phase	Concealed Floor Standing	2 x FNA35A9	1 x BRC1H52W	1 x KHRQ58T	£2,716.00
		Cassette	2 x FCAG50B	1 x BRC1H52W	1 x KHRQ58T	£3,791.00
		600 x 600 Fully Flat Cassette	2 x FFA50A9	1 x BRC1H52W	1 x KHRQ58T	£4,001.00
		Ceiling Suspended	2 x FHA50A9	1 x BRC1H52W	1 x KHRQ58T	£3,859.00
		Ducted	2 x FBA50A9	1 x BRC1H52W	1 x KHRQ58T	£3,315.00
	RZASG100MY1 Three Phase	Slim Duct	2 x FDXM50F9	1 x BRC1H52W	1 x KHRQ58T	£3,119.00
		Concealed Floor Standing	2 x FNA50A9	1 x BRC1H52W	1 x KHRQ58T	£3,449.00
		Cassette	2 x FCAG50B	1 x BRC1H52W	1 x KHRQ58T	£3,845.00
		600 x 600 Fully Flat Cassette	2 x FFA50A9	1 x BRC1H52W	1 x KHRQ58T	£4,055.00
		Ceiling Suspended	2 x FHA50A9	1 x BRC1H52W	1 x KHRQ58T	£3,913.00
		Ducted	2 x FBA50A9	1 x BRC1H52W	1 x KHRQ58T	£3,369.00
		Slim Duct	2 x FDXM50F9	1 x BRC1H52W	1 x KHRQ58T	£3,173.00
		Concealed Floor Standing	2 x FNA50A9	1 x BRC1H52W	1 x KHRQ58T	£3,503.00
10kW Triple	RZASG100MV1 Single Phase	Cassette	3 x FCAG35B	1 x BRC1H52W	1 x KHRQ58H	£4,732.00
		600 x 600 Fully Flat Cassette	3 x FFA35A9	1 x BRC1H52W	1 x KHRQ58H	£4,789.00
		Ceiling Suspended	3 x FHA35A9	1 x BRC1H52W	1 x KHRQ58H	£4,639.00
		Ducted	3 x FBA35A9	1 x BRC1H52W	1 x KHRQ58H	£3,955.00
		Slim Duct	3 x FDXM35F9	1 x BRC1H52W	1 x KHRQ58H	£3,619.00
	RZASG100MY1 Three Phase	Concealed Floor Standing	3 x FNA35A9	1 x BRC1H52W	1 x KHRQ58H	£3,901.00
		Cassette	3 x FCAG35B	1 x BRC1H52W	1 x KHRQ58H	£4,786.00
		600 x 600 Fully Flat Cassette	3 x FFA35A9	1 x BRC1H52W	1 x KHRQ58H	£4,843.00
		Ceiling Suspended	3 x FHA35A9	1 x BRC1H52W	1 x KHRQ58H	£4,693.00
		Ducted	3 x FBA35A9	1 x BRC1H52W	1 x KHRQ58H	£4,009.00
		Slim Duct	3 x FDXM35F9	1 x BRC1H52W	1 x KHRQ58H	£3,673.00
		Concealed Floor Standing	3 x FNA35A9	1 x BRC1H52W	1 x KHRQ58H	£3,955.00
		Cassette	2 x FCAG60B	1 x BRC1H52W	1 x KHRQ58T	£4,089.00
12kW Twin	RZASG125MV1 Single Phase	600 x 600 Fully Flat Cassette	2 x FFA60A9	1 x BRC1H52W	1 x KHRQ58T	£4,297.00
		Ceiling Suspended	2 x FHA60A9	1 x BRC1H52W	1 x KHRQ58T	£4,239.00
		Ducted	2 x FBA60A9	1 x BRC1H52W	1 x KHRQ58T	£3,653.00
		Slim Duct	2 x FDXM60F9	1 x BRC1H52W	1 x KHRQ58T	£3,427.00
		Concealed Floor Standing	2 x FNA60A9	1 x BRC1H52W	1 x KHRQ58T	£3,791.00
	RZASG125MY1 Three Phase	Cassette	2 x FCAG60B	1 x BRC1H52W	1 x KHRQ58T	£4,148.00
		600 x 600 Fully Flat Cassette	2 x FFA60A9	1 x BRC1H52W	1 x KHRQ58T	£4,356.00
		Ceiling Suspended	2 x FHA60A9	1 x BRC1H52W	1 x KHRQ58T	£4,298.00
		Ducted	2 x FBA60A9	1 x BRC1H52W	1 x KHRQ58T	£3,712.00
12kW Triple	RZASG125MV1 Single Phase	Slim Duct	2 x FDXM60F9	1 x BRC1H52W	1 x KHRQ58T	£3,486.00
		Concealed Floor Standing	2 x FNA60A9	1 x BRC1H52W	1 x KHRQ58T	£3,850.00
		Cassette	3 x FCAG50B	1 x BRC1H52W	1 x KHRQ58H	£4,961.00
		600 x 600 Fully Flat Cassette	3 x FFA50A9	1 x BRC1H52W	1 x KHRQ58H	£5,276.00
		Ceiling Suspended	3 x FHA50A9	1 x BRC1H52W	1 x KHRQ58H	£5,063.00
	RZASG125MY1 Three Phase	Ducted	3 x FBA50A9	1 x BRC1H52W	1 x KHRQ58H	£4,247.00
		Slim Duct	3 x FDXM50F9	1 x BRC1H52W	1 x KHRQ58H	£3,953.00
		Concealed Floor Standing	3 x FNA50A9	1 x BRC1H52W	1 x KHRQ58H	£4,448.00
		Cassette	3 x FCAG50B	1 x BRC1H52W	1 x KHRQ58H	£5,020.00
	RZASG125MY1 Three Phase	600 x 600 Fully Flat Cassette	3 x FFA50A9	1 x BRC1H52W	1 x KHRQ58H	£5,335.00
		Ceiling Suspended	3 x FHA50A9	1 x BRC1H52W	1 x KHRQ58H	£5,122.00
		Ducted	3 x FBA50A9	1 x BRC1H52W	1 x KHRQ58H	£4,306.00
		Slim Duct	3 x FDXM50F9	1 x BRC1H52W	1 x KHRQ58H	£4,012.00
		Concealed Floor Standing	3 x FNA50A9	1 x BRC1H52W	1 x KHRQ58H	£4,507.00

Possible Combinations

Sky Air Advance Twin, Triple and Double Twin Combinations



Accessories:

Accessory Ref	Description	Trade Price
K.CWB90-2	Wall bracket (90kg, 500mm support arm)	£51.00
K.CWB140-2	Wall bracket (140kg, 540mm support arm)	£67.00
K.DT1	Condensate drip tray for use with K.CWB90-2	£79.00
K.DT2	Condensate drip tray for use with Sky Air ODU - tray width 1100mm	£87.00
K.CGM	Condensing unit guard (1150 x 1150 x 650)	£453.00
K.CGL	Condensing unit guard size (1450 x 1150 x 650)	£541.00

Accessories for fan coils - refer to pair system pages

Maximum Fuse size for Twin, Triple and Double Twin Outdoor Units

Outdoor Units	Power	71	100	125	140
RZASG	Single Phase	20 amp	25 amp	32 amp	32 amp
	Three Phase	-	16 amp	16 amp	16 amp

Note:

Max fuse size based on current price list series indoor units. Refer to data-book for more details.

Outdoor			Indoor Type	Material	Remote	Refnet	System Price
12kW Double Twin	RZASG125MV1	Single Phase	Cassette	4 x FCAG35B	1 x BRC1H52W	3 x KHRQ58T	£5,851.00
			600 x 600 Fully Flat Cassette	4 x FFA35A9	1 x BRC1H52W	3 x KHRQ58T	£5,927.00
			Ceiling Suspended	4 x FHA35A9	1 x BRC1H52W	3 x KHRQ58T	£5,727.00
			Ducted	4 x FBA35A9	1 x BRC1H52W	3 x KHRQ58T	£4,815.00
			Slim Duct	4 x FDXM35F9	1 x BRC1H52W	3 x KHRQ58T	£4,367.00
			Concealed Floor Standing	4 x FNA35A9	1 x BRC1H52W	3 x KHRQ58T	£4,743.00
	RZASG125MY1	Three Phase	Cassette	4 x FCAG35B	1 x BRC1H52W	3 x KHRQ58T	£5,910.00
			600 x 600 Fully Flat Cassette	4 x FFA35A9	1 x BRC1H52W	3 x KHRQ58T	£5,986.00
			Ceiling Suspended	4 x FHA35A9	1 x BRC1H52W	3 x KHRQ58T	£5,786.00
			Ducted	4 x FBA35A9	1 x BRC1H52W	3 x KHRQ58T	£4,874.00
			Slim Duct	4 x FDXM35F9	1 x BRC1H52W	3 x KHRQ58T	£4,426.00
			Concealed Floor Standing	4 x FNA35A9	1 x BRC1H52W	3 x KHRQ58T	£4,802.00
14kW Twin	RZASG140MV1	Single Phase	Cassette	2 x FCAG71B	1 x BRC1H52W	1 x KHRQ58T	£4,435.00
			Hi-COP Cassette	2 x FCAHG71H	1 x BRC1H52W	1 x KHRQ58T	£4,435.00
			Under Ceiling Cassette	2 x FUA71A	1 x BRC1H52W	1 x KHRQ58T	£4,653.00
			Wall Mount	2 x FAA71B	1 x BRC1H52W	1 x KHRQ58T	£4,321.00
			Ceiling Suspended	2 x FHA71A9	1 x BRC1H52W	1 x KHRQ58T	£4,859.00
			Floor Standing	2 x FVA71A	1 x BRC1H52W	1 x KHRQ58T	£5,079.00
	RZASG140MY1	Three Phase	Ducted	2 x FBA71A	1 x BRC1H52W	1 x KHRQ58T	£4,663.00
			Cassette	2 x FCAG71B	1 x BRC1H52W	1 x KHRQ58T	£4,500.00
			Hi-COP Cassette	2 x FCAHG71H	1 x BRC1H52W	1 x KHRQ58T	£4,500.00
			Under Ceiling Cassette	2 x FUA71A	1 x BRC1H52W	1 x KHRQ58T	£4,718.00
			Wall Mount	2 x FAA71B	1 x BRC1H52W	1 x KHRQ58T	£4,386.00
			Ceiling Suspended	2 x FHA71A9	1 x BRC1H52W	1 x KHRQ58T	£4,924.00
14kW Triple	RZASG140MV1	Single Phase	Floor Standing	2 x FVA71A	1 x BRC1H52W	1 x KHRQ58T	£5,144.00
			Ducted	2 x FBA71A9	1 x BRC1H52W	1 x KHRQ58T	£4,728.00
			Cassette	3 x FCAG50B	1 x BRC1H52W	1 x KHRQ58H	£5,175.00
			600 x 600 Fully Flat Cassette	3 x FFA50A9	1 x BRC1H52W	1 x KHRQ58H	£5,490.00
			Ceiling Suspended	3 x FHA50A9	1 x BRC1H52W	1 x KHRQ58H	£5,277.00
			Ducted	3 x FBA50A9	1 x BRC1H52W	1 x KHRQ58H	£4,461.00
	RZASG140MY1	Three Phase	Slim Duct	3 x FDXM50F9	1 x BRC1H52W	1 x KHRQ58H	£4,167.00
			Concealed Floor Standing	3 x FNA50A9	1 x BRC1H52W	1 x KHRQ58H	£4,662.00
			Cassette	3 x FCAG50B	1 x BRC1H52W	1 x KHRQ58H	£5,240.00
			600 x 600 Fully Flat Cassette	3 x FFA50A9	1 x BRC1H52W	1 x KHRQ58H	£5,555.00
			Ceiling Suspended	3 x FHA50A9	1 x BRC1H52W	1 x KHRQ58H	£5,342.00
			Ducted	3 x FBA50A9	1 x BRC1H52W	1 x KHRQ58H	£4,526.00
14kW Double Twin	RZASG140MV1	Single Phase	Slim Duct	3 x FDXM50F9	1 x BRC1H52W	1 x KHRQ58H	£4,232.00
			Concealed Floor Standing	3 x FNA50A9	1 x BRC1H52W	1 x KHRQ58H	£4,727.00
			Cassette	4 x FCAG35B	1 x BRC1H52W	3 x KHRQ58T	£6,065.00
			600 x 600 Fully Flat Cassette	4 x FFA35A9	1 x BRC1H52W	3 x KHRQ58T	£6,141.00
			Ceiling Suspended	4 x FHA35A9	1 x BRC1H52W	3 x KHRQ58T	£5,941.00
			Ducted	4 x FBA35A9	1 x BRC1H52W	3 x KHRQ58T	£5,029.00
	RZASG140MY1	Three Phase	Slim Duct	4 x FDXM35F9	1 x BRC1H52W	3 x KHRQ58T	£4,581.00
			Concealed Floor Standing	4 x FNA35A9	1 x BRC1H52W	3 x KHRQ58T	£4,957.00
			Cassette	4 x FCAG35B	1 x BRC1H52W	3 x KHRQ58T	£6,130.00
			600 x 600 Fully Flat Cassette	4 x FFA35A9	1 x BRC1H52W	3 x KHRQ58T	£6,206.00
			Ceiling Suspended	4 x FHA35A9	1 x BRC1H52W	3 x KHRQ58T	£6,006.00
			Ducted	4 x FBA35A9	1 x BRC1H52W	3 x KHRQ58T	£5,094.00
		Slim Duct	4 x FDXM35F9	1 x BRC1H52W	3 x KHRQ58T	£4,646.00	
		Concealed Floor Standing	4 x FNA35A9	1 x BRC1H52W	3 x KHRQ58T	£5,022.00	

Possible Combinations

Large Sky Air Advance Twin, Triple and Double Twin Combinations



Twin, Triple and Double Twin Combinations

Outdoor			Indoor Type	Material	Remote	Refnet	Meets ETL Criteria	System Price
20kW Pair	RZA200D	Three Phase	High Static Ducted	1 x FDA200A	1 x BRC1H52W	--		£6,498.00
25kW Pair	RZA250D	Three Phase	High Static Ducted	1 x FDA250A	1 x BRC1H52W	--		£7,398.00
20kW Twin	RZA200D	Three Phase	Cassette	2 x FCAG100B	1 x BRC1H52W	1 x KHRQ22M20T		£6,532.00
			Under Ceiling Cassette	2 x FUA100A	1 x BRC1H52W	1 x KHRQ22M20T		£6,680.00
			Wall Mount	2 x FAA100B	1 x BRC1H52W	1 x KHRQ22M20T		£6,284.00
			Ceiling Suspended	2 x FHA100A	1 x BRC1H52W	1 x KHRQ22M20T		£6,816.00
			Ducted	2 x FBA100A	1 x BRC1H52W	1 x KHRQ22M20T	●	£6,560.00
			Floor Standing	2 x FVA100A	1 x BRC1H52W	1 x KHRQ22M20T		£7,164.00
20kW Triple	RZA200D	Three Phase	Cassette	3 x FCAG60B	1 x BRC1H52W	1 x KHRQ250H7		£7,181.00
			600 x 600 Fully Flat Cassette	3 x FFA60A9	1 x BRC1H52W	1 x KHRQ250H7		£7,493.00
			Wall Mount	3 x FAA71B	1 x BRC1H52W	1 x KHRQ250H7		£7,208.00
			Ceiling Suspended	3 x FHA60A9	1 x BRC1H52W	1 x KHRQ250H7		£7,406.00
			Ducted	3 x FBA60A9	1 x BRC1H52W	1 x KHRQ250H7	●	£6,527.00
			Slim Duct	3 x FDXM60F9	1 x BRC1H52W	1 x KHRQ250H7		£6,188.00
20kW Triple	RZA200D	Three Phase	Concealed Floor Standing	3 x FNA60A9	1 x BRC1H52W	1 x KHRQ250H7		£6,734.00
			Cassette	3 x FCAG71B	1 x BRC1H52W	1 x KHRQ250H7	●	£7,379.00
			Under Ceiling Cassette	3 x FUA71A	1 x BRC1H52W	1 x KHRQ250H7		£7,706.00
			Ceiling Suspended	3 x FHA71A9	1 x BRC1H52W	1 x KHRQ250H7		£8,015.00
			Ducted	3 x FBA71A9	1 x BRC1H52W	1 x KHRQ250H7		£7,721.00
			Floor Standing	3 x FVA71A	1 x BRC1H52W	1 x KHRQ250H7		£8,345.00
20kW Double Twin	RZA200D	Three Phase	Cassette	4 x FCAG50B	1 x BRC1H52W	3 x KHRQ22M20T	●	£7,928.00
			600 x 600 Fully Flat Cassette	4 x FFA50A9	1 x BRC1H52W	3 x KHRQ22M20T		£8,348.00
			Ceiling Suspended	4 x FHA50A9	1 x BRC1H52W	3 x KHRQ22M20T		£8,064.00
			Ducted	4 x FBA50A9	1 x BRC1H52W	3 x KHRQ22M20T	●	£6,976.00
			Slim Duct	4 x FDXM50F9	1 x BRC1H52W	3 x KHRQ22M20T		£6,584.00
			Concealed Floor Standing	4 x FNA50A9	1 x BRC1H52W	3 x KHRQ22M20T		£7,244.00
25kW Twin	RZA250D	Three Phase	Cassette	2 x FCAG125B	1 x BRC1H52W	1 x KHRQ22M20T		£7,094.00
			Under Ceiling Cassette	2 x FUA125A	1 x BRC1H52W	1 x KHRQ22M20T		£7,292.00
			Ceiling Suspended	2 x FHA125A	1 x BRC1H52W	1 x KHRQ22M20T		£7,874.00
			Ducted	2 x FBA125A	1 x BRC1H52W	1 x KHRQ22M20T	●	£7,368.00
			Duct (High ESP)	2 x FDA125A	1 x BRC1H52W	1 x KHRQ22M20T		£7,674.00
			Floor Standing	2 x FVA125A	1 x BRC1H52W	1 x KHRQ22M20T		£7,820.00
25kW Double Twin	RZA250D	Three Phase	Cassette	4 x FCAG60B	1 x BRC1H52W	3 x KHRQ22M20T	●	£8,504.00
			600 x 600 Fully Flat Cassette	4 x FFA60A9	1 x BRC1H52W	3 x KHRQ22M20T		£8,920.00
			Ceiling Suspended	4 x FHA60A9	1 x BRC1H52W	3 x KHRQ22M20T		£8,804.00
			Ducted	4 x FBA60A9	1 x BRC1H52W	3 x KHRQ22M20T	●	£7,632.00
			Slim Duct	4 x FDXM60F9	1 x BRC1H52W	3 x KHRQ22M20T		£7,180.00
			Concealed Floor Standing	4 x FNA60A9	1 x BRC1H52W	3 x KHRQ22M20T		£7,908.00

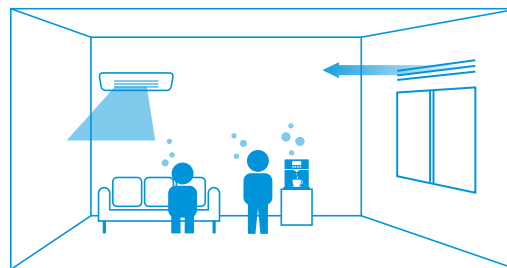
Infrastructure Cooling

Server rooms and IT applications have some key differences to comfort cooling applications. Daikin has developed specific infrastructure cooling equipment to ensure efficient, reliable 24 hour cooling – now with ErP compliant Energy Labels.

Between
20-40%
sensible capacity
increase

Comfort cooling

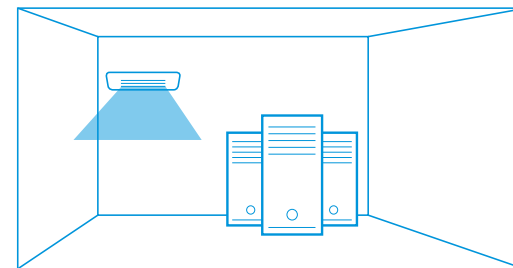
- Humidity is present
- Balanced sensible and latent capacity



- 60-70% temperature control
- 30-40% humidity control

Infrastructure cooling

- No or limited humidity
- Pure sensible capacity

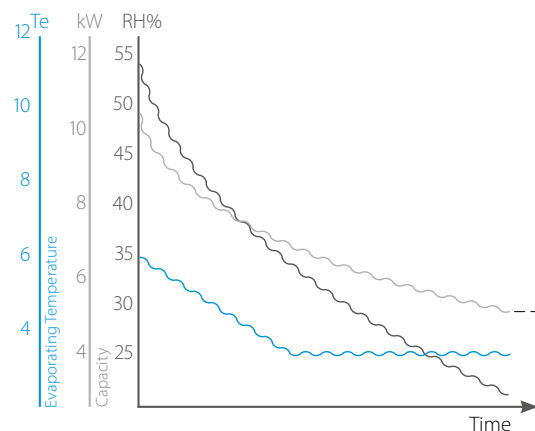


- 80-90% temperature control
- 10-20% humidity control

How do comfort systems perform in infrastructure cooling applications?

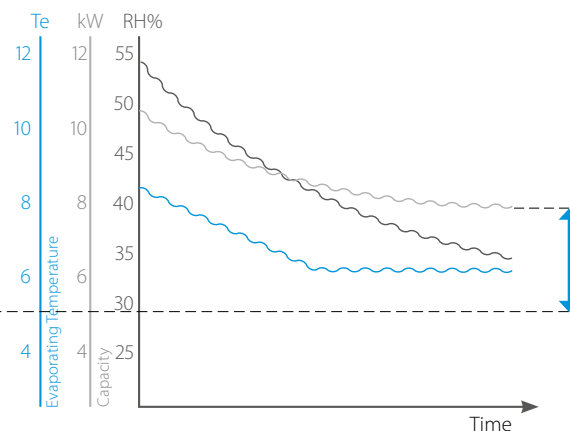
TRADITIONAL SOLUTION

Symmetric indoor-outdoor system combination



DEDICATED SOLUTION

Boosted capacity indoor system combination



Relative Humidity: ■ reduces over time

Capacity:  reduced

Evaporating temp: drops to compensate reduced capacity

- too low T_e can lead to freeze-up

prevention, causing system downtime

Improved solution

- 👉 Boosted capacity indoors increase the heat transfer capacity at low relative humidity
- 👉 Allows the system to operate with higher T_e , guaranteeing continuous operation and reducing unwanted dehumidification



For selection advice and capacity tables, please talk to your local Daikin office.

		Wall Mounted						Ceiling Suspended						Concealed Ceiling								Floor Standing								Cassettes																			
Capacity Class		FTXM-R			FAA-B			FHA-A9						FBA-A9						FDXM-F9		FNA-A9			FVA-A			FUA-A			FFA-A9			FCAHG-H				FCAG-B											
1ph	3ph	35	50	60	71	71	100	35	50	60	71	100	125	140	35	50	60	71	100	125	140	35	50	60	35	50	60	71	100	125	140	71	100	125	35	50	60	71	100	125	140	35	50	60	71	100	125	140	
RZAG35A			P						P							P							P			P									P							P							
RZAG50A				P						P							P							P				P								P							P						
RZAG60A					P						P							P																										P					
RZAG71INV1	RZAG71NY1					P		3		2		P			3		2		P			3		2				P				P			3		2		P			3		2		P			
RZAG100NV1	RZAG100NY1					2		4		3		2		P	4		3		2		P	4		3				2			P	2			4		3		2		P	4		3		2			P
RZAG125NV1	RZAG125NY1					2		4		3		2		P	4		3		2		P	4		3				2			P	2			4		3		2		P	4		3		2			P
RZAG140NV1	RZAG140NY1					2		4		3		2		P	4		3		2		P	4		3				2			P	2			4		3		2		P	4		3		2			P

P = Pair, 2 = Twin, 3 = Triple, 4 = Double twin; For more information on infrastructure cooling options refer to infrastructure cooling brochure.

R-32

Sky Air – Duty Rotation

In an infrastructure cooling application, it is standard practice to have a standby air conditioning unit or units. The standby unit will automatically operate in the event of a fault with one of the duty units. It is also usual to rotate the operation of the duty and standby units to ensure equal use of all units.



BRC1H52(W/S/K) Remote Controller

Daikin's latest generation of hard wired remote controllers now support automatic duty rotation and standby operation on fault.


- One controller for up to 16 systems
- Programmable duty rotation changeover period
- Automatic operation of standby unit on fault



RTD-10 Interface

A single interface per group to carry out automatic duty rotation and standby operation on fault or high temperature.

- Programmable duty rotation changeover period
- Automatic operation of standby unit on fault and fixed high temperature
- Dual level alarm volt free contact output



Automatic Changeover

A single control panel to carry out automatic duty rotation and standby operation on fault or high temperature.

- 24hr duty rotation changeover period
- Automatic operation of standby unit on fault and adjustable high temperature
- Visual indication of unit status
- Fire alarm and condense pump interlocks
- Volt free contact alarm output
- Built-in remote controllers and interface PCBs



Model	Description	Related Fan Coil	Trade Price
BRC1H52W	Wired touch screen remote controller - White	FAA-B, FHA-A(9), FUA-A, FCAG-B, FBA-A(9), FDA-A, FVA-A in combination with a RZAG71-140N only	£123.00
BRC1H52S	Wired touch screen remote controller - Silver		£130.00
BRC1H52K	Wired touch screen remote controller - Black		£134.00

Model	Description	Related Fan Coil	Trade Price
RTD-10	Control interface with duty rotation function	All units with P1/P2 interface*	£322.00

Model	Description	Related Fan Coil	Trade Price
UK.PANEL 2SKYAIR	Changeover panel for 2 Sky Air systems	All units with P1/P2 interface*	£2,640.00
UK.PANEL 3SKYAIR	Changeover panel for 3 Sky Air systems	All units with P1/P2 interface*	£3,054.00
UK.PANEL 4SKYAIR	Changeover panel for 4 Sky Air systems	All units with P1/P2 interface*	£3,346.00

* All Sky Air units, all VRV units and some Split units. For Split units check exact unit specification for compatibility

Aesthetic customisation of units

Customers sometimes require visible units to be less obtrusive for aesthetic or planning reasons. Daikin UK offers unit customisation, by repainting or vinyl wrapping, to create unique visual effects.



Wrapping

Daikin UK's condenser wrapping service is a unique offering. Bespoke patterned vinyl wraps are applied to outdoor condenser units to disguise the look of an outdoor unit or make it a feature.

Type of condenser	Code	Price (Ex-VAT)
Single fan	UK.SF/VR	£1,104.00
Double fan	UK.DF/VR	£1,187.00
VRV type	UK.VRV/VR	£1,347.00

Prices are not subject to discount and do not include the cost of the unit. Price on application for other units such as indoor types..

Lead time: 2-3 weeks from receipt of photo

Applicable units: All outdoor condensers

Painted units

Daikin UK offers a customised service to repaint our units to any specified RAL or BS finish. Our repainting service is done in-house in our National Solutions Centre and includes removing base paint to give a uniform, long-lasting and professional finish. We have repainted fan coils, decoration panels, BS boxes and all types of condensers for a number of clients.

PRICE ON APPLICATION

Lead time: 2-3 weeks

Applicable units: All

When asking for a quotation or ordering, please state the unit you require along with the finish requirements e.g. colour, pattern etc.



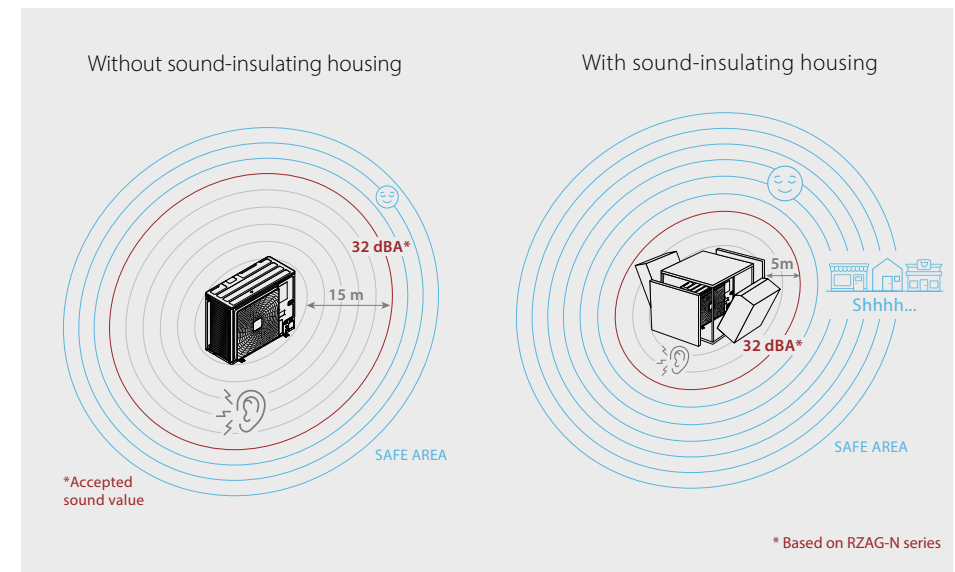
Please note: The stated lead times are a guide. This can be influenced by the design and complexity of the requirement.

Daikin Sound Enclosure for Sky Air Alpha-series, Sky Air Advance-series and VRV 5 S-series

EKLN140A



- ✓ **Dedicated Daikin option for Sky Air Alpha-series RZAG71-140N, Sky Air Advance-series RZA200- 250D and VRV 5 S-series**
- ✓ **Fully optimised and tested in Daikin Factory**
 - Guaranteed and published performances (sound, capacity, efficiency)
- ✓ **Outdoor unit sound reduction up to -10 dB(A) on Sound Power values**
 - Enabling to meet local sound requirements
 - Increased flexibility to apply to Sky Air Alpha-series RZAG71-140N, Sky Air Advance-series RZA200- 250D and VRV 5 S-series
 - Reduces sound on the entire sound spectrum/ spectra
- ✓ **Very low capacity and pressure drop**
 - Separated air intake and discharge to prevent short circuit
 - No additional calculations needed thanks to officially tested data
- ✓ **Easy to integrate**
 - Anthracite (RAL 7016), high aesthetic finishing
 - Mechanically designed to perfectly suit the Sky Air Alpha-series RZAG71-140N, Sky Air Advance-series RZA200-250D and VRV 5 S-series casing
 - Self-supporting – can be installed on any flat surface
- ✓ **Fast and easy installation and servicing**
 - 100% weather resistant
 - Easy opening to reach unit



Sound Enclosure		EKLN140A	
Dimensions	Height	1100	mm
	Width	1400	mm
	Depth	1500	mm
Net Weight		152	kg
Colour		Anthracite Grey - RAL7016	
Trade Price		£2,785.00	

Accessory Ref	Description	Trade Price
EKLN140-DP	Drain pan	£270.00
EKLN140-DPHT	Drain pan heater tape	£236.00

Outdoor Units		Single Phase				Three Phase				RZA200D	RZA250D
		RZAG71NV1	RZAG100NV1	RZAG125NV1	RZAG140NV1	RZAG71NY1	RZAG100NY1	RZAG125NY1	RZAG140NY1		
Sound Power Reduction @nominal conditions dB(A)	Cooling	-9	-8	-10	-9	-9	-8	-10	-9	-7	-6
	Heating	-7	-8	-10	-9	-7	-8	-10	-9	-5	-5

Biddle Air Curtains

Air curtains are the ideal solution to combat the issue of climate separation across retail outlets or office doorways

Revolutionising our lineup, we've partnered with Biddle to streamline our entire range for seamless VRV & ERQ/A compatibility, introducing dual refrigerant options (R410a and R-32) for unmatched flexibility and ease of selection.

Using a combination of rectifier technology, air velocity and temperature control, they deliver greater comfort to staff and customers alike, all year round, in all weathers.

Easy and fast installation of these systems reduces cost and makes expensive water systems, boilers, and gas connections redundant. Integrating a Biddle air curtain with Daikin's VRV or ERQ/A also eliminates the need to install multiple outdoor units, thereby reducing installation time and costs further. This combination enables Daikin to offer its customers the ultimate environmentally conscious package comprising cooling, heating, outdoor-indoor climate separation and fresh air ventilation.



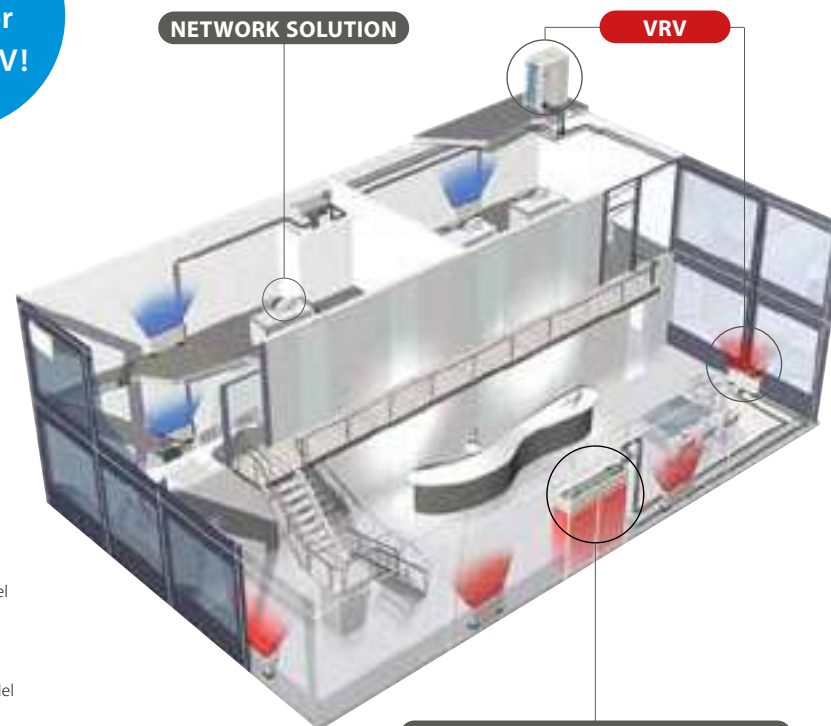
F = Free hanging model

C = Cassette model

R = Recessed model

New Unified range for ERQ & VRV!

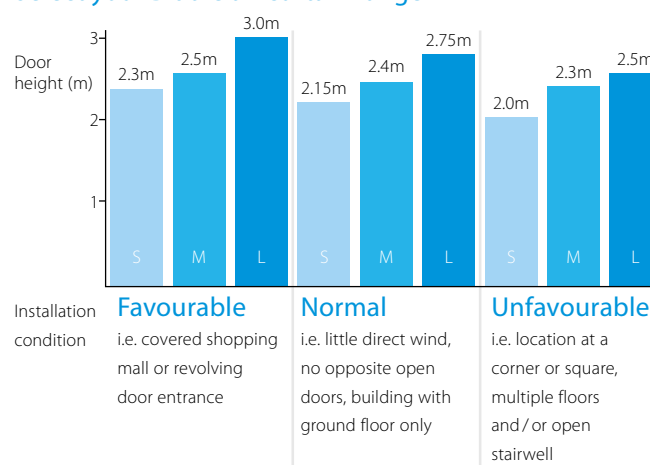
NEW



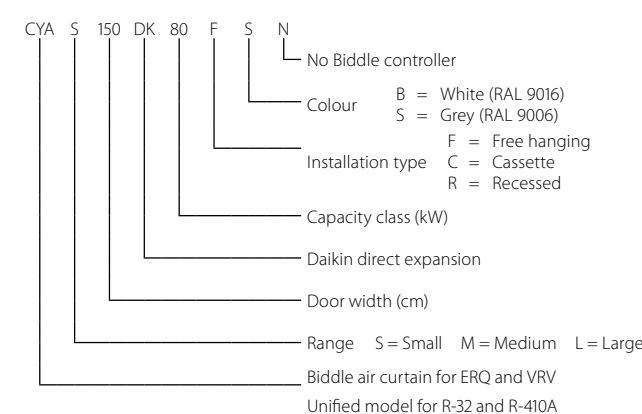
Features and benefits:

- Connectable to ERQ and VRV DX outdoor units
- Unified model for R-32 and R-410A refrigerant
- Free-hanging model (F): easy wall mounted installation
- Cassette model (C): mounted into a false ceiling leaving only the decoration panel visible
- Recessed model (R): neatly concealed in the ceiling
- A payback period of less than 1.5 years compared to installing an electric air curtain
- Provides virtually free air curtain heating via recovered heat from indoor units in cooling mode (in case of VRV heat recovery)
- Easy and quick to install at reduced costs since no additional water systems, boilers and gas connections are required
- PATENTED TECHNOLOGY: Maximum energy efficiency stemming from almost zero down flow turbulence, optimised air flow and the application of advanced discharge rectifier technology
- Around 85% air separation efficiency, greatly reducing both heat loss and required indoor unit heating capacity

Select your Biddle air curtain range



Biddle air curtain nomenclature



R-410A **R-32**

CYAS/M/L - DK - F/C/R

Biddle Standard Air Curtains



Free Hanging



Cassette



Recessed

S SMALL

– Door Height 2.3m to 2m

Maximum Door Width			m	1.0			1.5			2.0			2.5		
Mounting Height			m	2.30 (1) / 2.15 (2) / 2.00 (3)											
Model name				CYAS100DK80*B			CYAS150DK80*B			CYAS200DK100*B			CYAS250DK140*B		
Type				* = F	* = C	* = R	* = F	* = C	* = R	* = F	* = C	* = R	* = F	* = C	* = R
Heating Capacity		speed 3 kW		6.94			8.60			10.90			15.20		
Delta T		Inlet = room temperature speed 3 °K		17.7			14.6			13.9			15.5		
Power input (50Hz)		Fan only / Heating kW		0.14 / 0.14			0.21 / 0.21			0.28 / 0.28			0.36 / 0.36		
Dimensions	Height mm			270	270	270	270	270	270	270	270	270	270	270	270
	Width mm			1,000	1,000	1,048	1,500	1,500	1,548	2,000	2,000	2,048	2,500	2,500	2,548
	Depth mm			590	821	561	590	821	561	590	821	561	590	821	561
Weight		kg		56	59	61	66	83	88	83	102	108	107	129	137
Casing		Colour		white RAL9016											
Minimum required ceiling void mm				420			420			420			420		
Fan - Air flow rate		speed 3 m³/min		19.4			29.1			38.8			48.5		
Sound pressure		Heating speed 3 dBA		47			49			50			51		
Refrigerant		Type		R-32 & R-410A											
Piping connections		Liquid [OD] / Gas inch (mm)		1/4 (6.4) / 1/2 (12.7)			1/4 (6.4) / 1/2 (12.7)			3/8 (9.5) / 5/8 (15.9)			3/8 (9.5) / 5/8 (15.9)		
Power supply		Phase / Hz / V		1 / 50 / 230											
Required Accessory (sold separately)				Daikin wired remote controller - Madoka - BRC1H52W/S/K											
Trade Unit Price				£4,102.00	£4,054.00	£4,227.00	£5,225.00	£5,176.00	£5,464.00	£6,315.00	£6,267.00	£6,768.00	£7,043.00	£6,997.00	£7,548.00

(1) Favorable conditions: covered shopping mall or revolving door entrance

(2) Normal conditions: little direct wind, no opposite open doors, building with ground floor only

(3) Unfavorable conditions: location at a corner or square, multiple floors and/or open stairway

* F = Free Hanging / C = Cassette / R = Recessed

M MEDIUM

– Door Height 2.5m to 2.3m

Maximum Door Width			m	1.0			1.5			2.0			2.5		
Mounting Height			m	2.5 (1) / 2.4 (2) / 2.3 (3)											
Model name				CYAM100DK80*B			CYAM150DK80*B			CYAM200DK100*B			CYAM250DK140*B		
Type				* = F	* = C	* = R	* = F	* = C	* = R	* = F	* = C	* = R	* = F	* = C	* = R
Heating capacity		speed 3 kW		8.65			10.50			12.50			18.60		
Delta T		Inlet = room temperature speed 3 °K		16.0			12.9			12.7			13.8		
Power input (50Hz)		Fan only / Heating kW		0.27 / 0.27			0.40 / 0.40			0.53 / 0.53			0.67 / 0.67		
Dimensions	Height mm			270	270	270	270	270	270	270	270	270	270	270	270
	Width mm			1,000	1,000	1,048	1,500	1,500	1,548	2,000	2,000	2,048	2,500	2,500	2,548
	Depth mm			590	821	561	590	821	561	590	821	561	590	821	561
Weight		kg		57	68	66	73	88	93	94	111	117	108	136	144
Casing		Colour		white RAL9016											
Minimum required ceiling void mm				420			420			420			420		
Fan - Air flow rate		speed 3 m³/min		26.8			40.1			53.5			66.9		
Sound pressure		Heating speed 3 dBA		50			51			53			54		
Refrigerant		Type		R-32 & R-410A											
Piping connections		Liquid [OD] / Gas inch (mm)		1/4 (6.4) / 1/2 (12.7)			1/4 (6.4) / 1/2 (12.7)			3/8 (9.5) / 5/8 (15.9)			3/8 (9.5) / 5/8 (15.9)		
Power supply		Phase / Hz / V		1 / 50 / 230											
Required Accessory (sold separately)				Daikin wired remote controller - Madoka - BRC1H52W/S/K											
Trade Unit Price				£4,694.00	£4,643.00	£4,815.00	£6,014.00	£5,963.00	£6,226.00	£7,448.00	£7,398.00	£7,899.00	£8,474.00	£8,428.00	£8,969.00

(1) Favorable conditions: covered shopping mall or revolving door entrance

(2) Normal conditions: little direct wind, no opposite open doors, building with ground floor only

(3) Unfavorable conditions: location at a corner or square, multiple floors and/or open stairway

* F = Free Hanging / C = Cassette / R = Recessed

Notes:

i) If RTD-20 Connected in Air Curtain mode the Biddle Remote Controller is NOT connected as Fan speed is managed by RTD-20

ii) Codes ending with "B" are for a painted White finish. Unpainted Aluminium finished units end in "S" and are available upon request.

CYAS/M/L - DK - F/C/R

Biddle Standard Air Curtains

– continued

L

LARGE

– Door Height 3m to 2.5m

Maximum Door Width			m	1.0			1.5			2.0			2.5		
Mounting Height			m	3.00 (1) / 2.75 (2) / 2.50 (3)											
Model name				CYAL100DK125*B			CYAL150DK200*B			CYAL200DK250*B			CYAL250DK250*B		
Type				* = F	* = C	* = R	* = F	* = C	* = R	* = F	* = C	* = R	* = F	* = C	* = R
Heating Capacity		speed 3 kW		14.4			21.5			27.6			29.7		
Delta T	Inlet = room temperature	speed 3 °K		13.8			13.8			13.2			11.4		
Power Input (50Hz)		Fan only / Heating kW		0.48 / 0.48			0.72 / 0.72			0.96 / 0.96			1.20 / 1.20		
Dimensions	Height	mm		370	370	370	370	370	370	370	370	370	370	370	370
	Width	mm		1,000	1,000	1,048	1,500	1,500	1,548	2,000	2,000	2,048	2,500	2,500	2,548
	Depth	mm		774	1105	745	774	1105	745	774	1105	745	774	1105	745
Weight		kg		76	81	83	100	118	141	126	151	155	157	190	196
Casing	Colour			white RAL9016											
Minimum required ceiling void		mm		520			520			520			520		
Fan - Air Flow Rate		Heating speed 3 m³/min		51.7			77.5			103.3			129.2		
Sound Pressure		Heating speed 3 dBA		53			54			56			57		
Refrigerant		Type		R-32 & R-410A											
Piping Connections		Liquid [OD] / Gas inch (mm)		3/8 (9.5) / 5/8 (15.9)			3/8 (9.5) / 3/4 (19)			3/8 (9.5) / 3/4 (19)			3/8 (9.5) / 3/4 (19)		
Power Supply		Phase / Hz / V		1 / 50 / 230											
Required Accessory (sold separately)				Daikin wired remote controller - Madoka - BRC1H52W/S/K											
Trade Unit Price				£5,977.00	£5,915.00	£6,096.00	£7,951.00	£7,892.00	£8,139.00	£9,790.00	£9,727.00	£10,216.00	£11,368.00	£11,308.00	£11,908.00

(1) Favorable conditions: covered shopping mall or revolving door entrance
(2) Normal conditions: little direct wind, no opposite open doors, building with ground floor only
(3) Unfavorable conditions: location at a corner or square, multiple floors and/or open stairway
* F = Free Hanging / C = Cassette / R = Recessed

Notes:

- i) If RTD-20 Connected in Air Curtain mode the Biddle Remote Controller is NOT connected as Fan speed is managed by RTD-20
- ii) Code "BC" is for white finish. Aluminium finish "SC" available on request

Accessories:

Accessory Ref	Description	Trade Price
BRC1H52W	Wired touch screen remote controller - White	£123.00
BRC1H52S	Wired touch screen remote controller - Silver	£130.00
BRC1H52K	Wired touch screen remote controller - Black	£134.00
KRCS01-1	Remote room mounted temperature sensor	£68.00
RTD-20 and UK.FB2	Energy control PCB for Sky Air and VRV	£381.00

Notes:

- i) To calculate the price for a complete system, add together the prices for door curtain, ERA and remote controller.

1 QTY	CYAL100DK125FB	£5,977.00
1 QTY	ERA125AY	£2,541.00
1 QTY	BRC1H52W	£123.00
Total		£8,641.00

BLUEVOLUTION

Condensers for AHU Connection

- Built on the platform of our revolutionary R-32 Mini VRV
- Single fan side blow replacing the R410A twin fan side blow
- Twin fan side blow replacing the R410A top blow unit
- Industry-leading efficiencies



ERQ Range – R410A

Single Phase: 10kW,
12.5kW, 14kW



ERA Range – R-32

Single & Three
Phase: 10kW,
12.5kW, 14kW



ERQ Range – R410A

Three Phase: 12.5kW,
20kW, 25kW



ERA Range – R-32

Three Phase: 20kW,
25kW, 30kW

CO₂eq

2088

R410A

1/4 OF
ENVIRONMENTAL
IMPACT

605

R-32

Lower
CO₂
footprint

Charge [kg]

1

R410A

- 10% CHARGE

0.9

R-32

Lower
Refrigerant
charge

GWP


2088

R410A

1/3 GWP

675

R-32

Lower
Refrigerant
GWP

UP TO
71%
REDUCTION

ERA
available
from late
2024

R-32

ERA Condensing Units

		Single Phase			Three Phase					
		ERA100AV	ERA125AV	ERA140AV	ERA100AY	ERA125AY	ERA140AY	ERA200AYF	ERA250AYF	ERA300AYF
Capacity (kW)	Cooling	12.1	14.0	15.5	12.1	14.0	15.5	22.4	28.0	33.5
	Heating	14.2	16.0	18.0	14.2	16.0	18.0	25.0	31.5	37.5
Refrigerant		R-32	R-32	R-32	R-32	R-32	R-32	R-32	R-32	R-32
Dimensions (mm)	Height	869	869	869	869	869	869	1,430	1,615	1,615
	Width	1,100	1,100	1,100	1,100	1,100	1,100	940	940	940
	Depth	460	460	460	460	460	460	320	460	460
Weight (kg)		102	102	102	102	102	102	144	175	180
Max. Piping Length		50m	50m	50m	50m	50m	50m	50m	50m	50m
Electrical Supply		220-240V / 50Hz			380-415V / 50Hz					
Sound Pressure Level (dBA)	Cooling (Nom.)	49	51	51	49	51	51	55	55	57
	Heating	50	50	50	50	50	50	55	55	57
Configuration		Single Fan - Side Blow						Twin Fan - Side Blow		
Trade Unit Price		£2,281.00	£2,538.00	£3,052.00	£2,301.00	£2,541.00	£3,081.00	£4,482.00	£4,669.00	£5,148.00

R-410A

ERQ Condensing Units

		Single Phase			Three Phase		
		ERQ100AV1	ERQ125AV1	ERQ140AV1	ERQ125AW1	ERQ200AW1	ERQ250AW1
Capacity kW	Cooling	11.2	14.0	15.5	14.0	22.4	28.0
	Heating	12.5	16.0	18.0	16.0	25.0	31.5
Refrigerant		R410A	R410A	R410A	R410A	R410A	R410A
Dimensions (mm)	Height	1345	1345	1345	1680	1680	1680
	Width	900	900	900	635	930	930
	Depth	320	320	320	765	765	765
Weight (kg)		120	120	120	159	187	240
Max piping length		55m	55m	55m	55m	55m	55m
Electrical supply		220-240v / 50Hz			380-415v / 50Hz		
Sound pressure level (dBA)	Cooling (Nom.)	50	51	53	54	57	58
	Heating	52	53	55	54	57	58
Configuration		Twin Fan - Side Blow	Twin Fan - Side Blow	Twin Fan - Side Blow	Top Blow	Top Blow	Top Blow
Trade Unit Price		£2,333.00	£2,601.00	£3,117.00	£2,652.00	£4,578.00	£4,770.00

Air Cooled Heat Pump Inverter

Condensing Unit Kit for DX Coil

Daikin offers a range of R-32 and R410A inverter condensing units for application with air handling units:

- Inverter controlled heat pump units
- Large capacity range (from 5.0 kW to 61.6 kW)
- Ventilation and air conditioning in one solution
- EKEXVA-kit and control boxes are designed for outdoor installation and can be wall mounted
- Per EKEXVA-kit/control box, only one air handling unit coil can be connected
- Outdoor unit operation range: -5°CDB ~ 43°CDB in cooling and -20°CWB ~ 15°CWB in heating
- Minimum air on in heating is 10°C dry bulb
- For connectivity to VRV IV systems, please consult with your local Daikin representative

Flexible control possibilities:

Control W:

Full external control from 3rd party temperature controller with volt free remote enable contact and linear variable capacity control output (3rd party DDC Controller required).

Control Y:

External control from 3rd party temperature controller with volt free remote enable contact.

Fixed evaporating temperature selection, range: +3°C to +10°C.

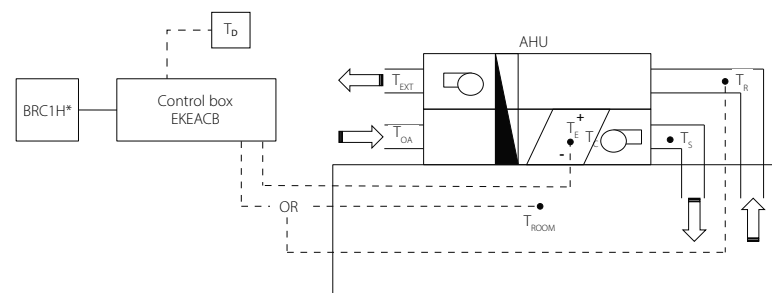
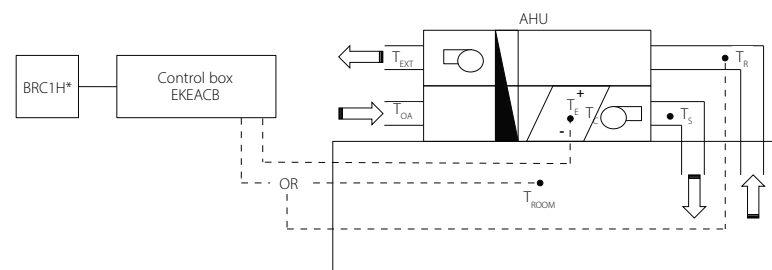
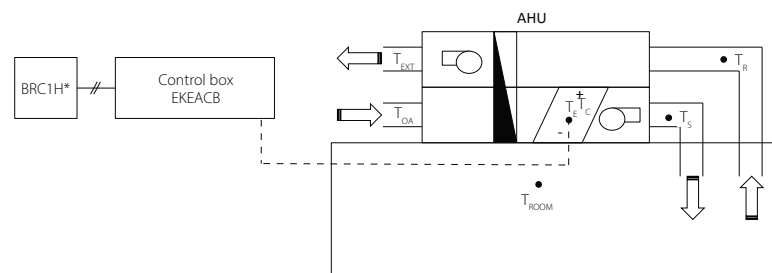
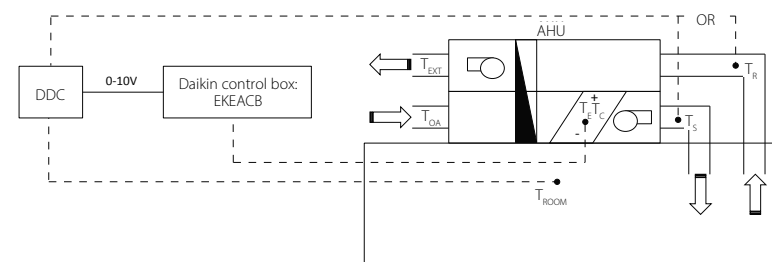
Fixed condensing temperature selection, range: +43°C to +49°C

Control Z (Madoka required):

Control via Daikin Madoka remote controller and return air or remote sensor (KRCS01-1 optional). A volt free remote enable contact is required to confirm fan operation status. For re-circ applications only.

Control Z' (Prime):

Control of supply air temperature (uses Td – Daikin supplied R4T thermistor with EKEA) with optional Daikin for control (setpoint can be set via field settings on the remocon, changing the setpoint directly on the remocon will not have effect on the discharge air temperature setpoint), field settings and error indication.



R-32 & R-410A

R-32 DX Kit for AHU Connection

What are the benefits?

- Immediate cooling and heating** under any ambient or room conditions
 - less heat transfer losses, fast and accurate response to load changes
 - **better comfort and less energy consumption compared to water cooling/heating coils coupled with chillers**
- Better management of load for medium size spaces due to VRV technologies**
 - Total solution: AHU can work together with other VRV indoor units in same system
 - Extended operating range
 - Accurate temperature control due to inverter capacity management
 - Quick switchover between cooling & heating
 - **better comfort and wider possibilities compared to water systems and ON/OFF CCUs**
- Top energy efficiency and reliability**
 - Energy saving due to inverter technology
 - No inrush current
 - Less start/stop cycles, longer compressor lifetime
 - VRT control increases seasonal efficiency (when Z control is applied)
 - VRT allows numerous settings targeting either higher efficiency or quick response
 - **lower running costs**
- Continuous heating**
 - Avoid cold drafts during defrost cycle
 - Fresh air can be continuously supplied at comfortable temperatures
 - **better comfort**

Range	Outdoor units	Control box	Expansion Valve Kits EKEXVA***													
		EKEACB	EKEXVA50	EKEXVA63	EKEXVA80	EKEXVA100	EKEXVA125	EKEXVA140	EKEXVA200	EKEXVA250	EKEXVA300	EKEXVA350	EKEXVA400	EKEXVA450	EKEXVA500	
ERA	ERA100AV1	P	-	P	P	P	-	-	-	-	-	-	-	-	-	
	ERA125AV1	P	-	-	-	P	P	-	-	-	-	-	-	-	-	
	ERA140AV1	P	-	-	-	P	P	P	-	-	-	-	-	-	-	
	ERA100AY	P	-	P	P	P	-	-	-	-	-	-	-	-	-	
	ERA125AY	P	-	-	-	P	P	-	-	-	-	-	-	-	-	
	ERA140AY	P	-	-	-	P	P	P	-	-	-	-	-	-	-	
	ERA200AYF	P	-	-	-	-	-	P	P	-	-	-	-	-	-	
	ERA250AYF	P	-	-	-	-	-	-	P	P	-	-	-	-	-	
ERQ	ERA300AYF	P	-	-	-	-	-	-	P	P	P	-	-	-	-	
	ERQ100A7V1B	P	-	P	P	P	P	-	-	-	-	-	-	-	-	
	ERQ125A7V1B	P	-	P	P	P	P	P	-	-	-	-	-	-	-	
	ERQ140A7V1B	P	-	-	P	P	P	P	-	-	-	-	-	-	-	
	ERQ125A7W1B	P	-	P	P	P	P	P	-	-	-	-	-	-	-	
	ERQ200A7W1B	P	-	-	-	P	P	P	P	P	-	-	-	-	-	
VRV VI + [R410A]	ERQ250A7W1B	P	-	-	-	-	P	P	P	P	-	-	-	-	-	
	H/P (RYYQ, RXYQ, RXYSQ, RXYTQ, RXYLQ, RXYSC(J), RWEYQ (H/P))	P/M	P/M (65% ^[1] < CR < 110%)													
	VRV-i (RKXYQ)	P/M ^[2]	P/M (65% ^[1] < CR < 110%)													
	H/R (REYQ, RWEYQ (H/R))	M ^[3]	M ^[3] (65% ^[1] < CR < 110%)													
VRV 5 [R-32]	H/P (RXYSA, RXYA)	P/M	P/M (65% ^[1] < CR < 110%)													
	H/R REYA	M ^[3]	M ^[3] (65% ^[1] < CR < 110%)													
Trade Price		£763.00	£92.00	£109.00	£124.00	£123.00	£137.00	£168.00	£187.00	£213.00	£222.00	£259.00	£273.00	£230.00	£242.00	

Size
EKEXV63 now
compatible
with ERA100 &
ERQ100

P: Pair combination - One or more outdoor units connected to an (interlaced) coil of one AHU.

M: Mix or multi application - Combination of (multiple) AHU(s) with (mix application) or without (multi application) VRV DX indoor(s).

[1] For 65%<CR<75% please refer to the specifically required coil size

[2] Only Z or Z' control possible (no interlaced coils)

[3] Only Z or Z' control possible (no interlaced coils). Technically is possible to connect H/R in pair application, but this carries no benefit



EKEXVA electronic expansion valve (fully brazed and wired in case of a Daikin AHU)

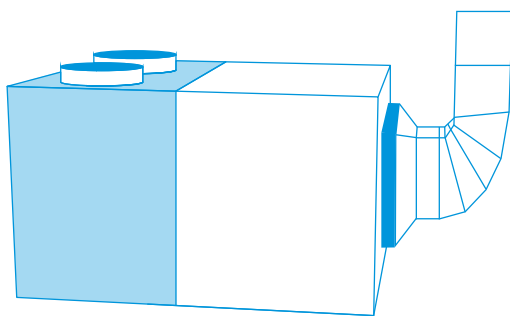
DX coil

EKEA control box (fully mounted and wired in case of a Daikin AHU)

Wide range of R-32 rooftop units to cover your needs



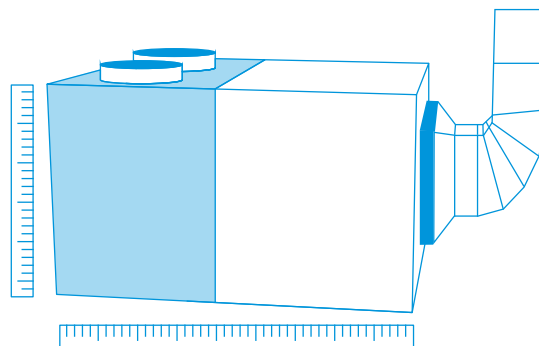
Made-To-Stock units (MTS)



48 predefined units readily available from stock

- Fast delivery
- 3 versions: Base, 2 dampers and 3 dampers
 - Thermodynamic heat recovery available on full FC3 range
- Extended capacity up to 190 kW
- Comes with a wide range of standard integrated features

Made-To-Order units (MTO)



Fully customisable units for maximum flexibility

- Almost infinite configuration possibilities thanks to wide choice of options
- 4 versions: Base, 2 dampers, 3 dampers and 4 dampers
 - Thermodynamic heat recovery available on full FC3 range
 - Premium efficiency plate heat exchanger available on RS4 range



For more information,
scan QR code for
Rooftop introduction
video



Standard integrated features on all Made-To-Stock and Made-To-Order units

1 R-32 refrigerant

- Top sustainability thanks to the use of low GWP (675) refrigerant
- Single component refrigerant, easy to re-use and recycle



2 Inverter driven compressors

- Great year-round seasonal efficiency
- Available up to 120 kW models

3 Increased capacity range up to 190 kW

- More flexibility to tackle larger projects with a small footprint



4 25 mm double skinned panels

- Ensuring long-lasting life and providing good thermal and sound insulation

5 Full colour touch display

- Intuitive to use
- Better visualisation of unit parameters



6 Integrated connectivity

- Direct integration into Daikin intelligent Touch Manager BMS (via BACNET protocol)
- Easy integration in 3rd party BMS systems via Ethernet port (BACnet TCP/IP & Modbus TCP/IP) or 3-cable port (Modbus over RS485)



More standard integrated features

- ISO Coarse 75% filter (G4) (standard for MTS only)
- Standard clogged filter alarm
- Flexible air delivery
- Hydrophilic aluminum fins on indoor and outdoor unit side
- Mesh coil guard on outdoor heat exchanger
- Factory mounted drain pan with heater
- Single operation voltage-free contact
- Power supply connection safety through max/min voltage relay and reversed phase connection

7 Selection software

- Easy selection of the correction unit and options based on location conditions
- Direct availability of technical drawings



Select and configure your rooftop now

rooftop.daikin.eu

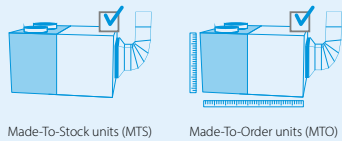


Daikin ErP Rooftops

UATYA-BBAY1

High installation flexibility and easy servicing

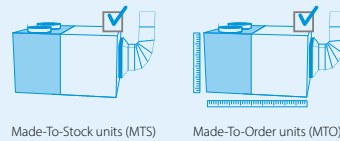
- Easy to install Plug & Play concept plus single installation configuration; no additional piping is required since indoor and outdoor sides are pre-connected
- High efficiency and reliable scroll compressor
- Factory pre-charged refrigerant ensures clean and efficient operation



UATYA-BFC2Y1

2 damper version, with integrated fresh air

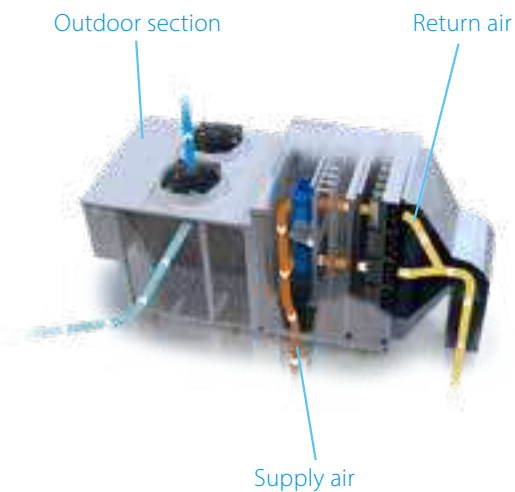
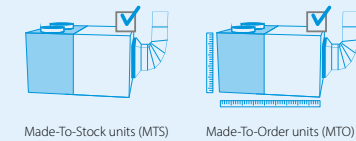
- Free cooling with 100% fresh air possible
 - Improved air quality
 - Energy saving using fresh outdoor air to cool the building
- Standard CO₂ sensor connection
 - Ideal balance between efficiency and indoor air quality
- Includes all base model features



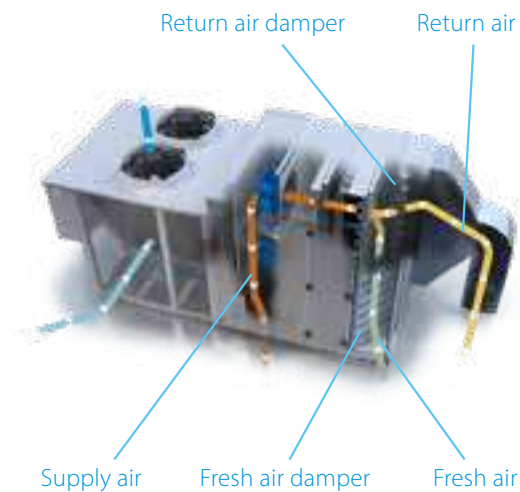
UATYA-BFC3Y1

3 damper version, with integrated fresh air and extraction

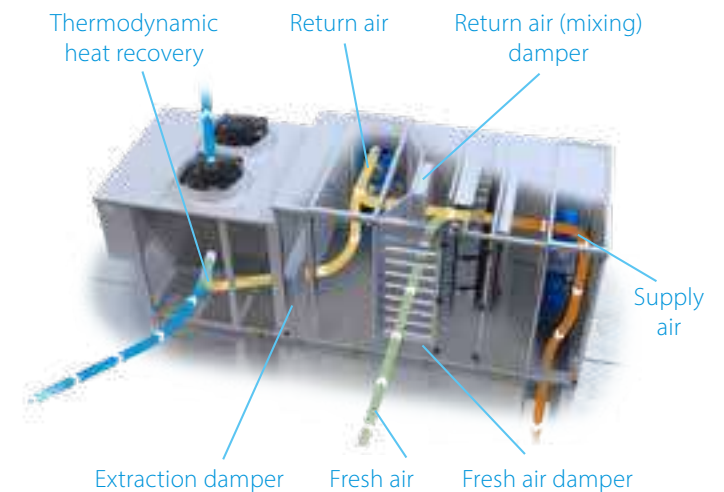
- Extraction damper integrated
 - Eliminates excessive overpressure in the building
 - UATYQ45-115AFC3Y1 models include highly efficient extraction fan for optimum air circulation in larger buildings
- Thermo dynamic heat recovery
 - Saves energy by recovering waste heat through the outdoor heat exchanger
 - Available on UATYQ20-55AFC3Y1



Heating operation example

















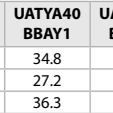
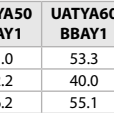
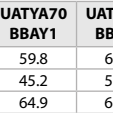
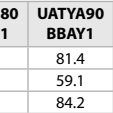
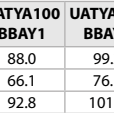
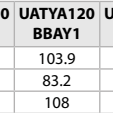
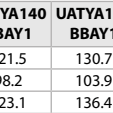
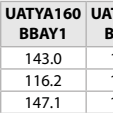
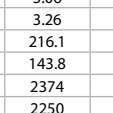
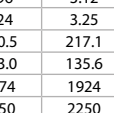
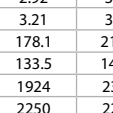

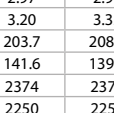
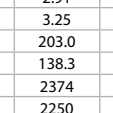
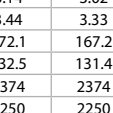
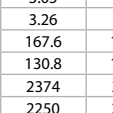


Heating operation example



Heating operation example

Products overview rooftops

		Capacity class (kW)																
Model	MTS Product name	Version	25	30	40	50	60	70	80	90	100	110	120	140	150	160	180	190
Rooftop unit With extensive base package for high installation flexibility and easy servicing <ul style="list-style-type: none"> - 'Plug & Play' for easy installation - High efficiency - Field convertible return and supply air - Direct integration with Daikin or third party BMS - Factory pre-charged refrigerant 	UATYA-BBAY1	MTS MTO	●	●	●	●	●	●	●	●	●	●	●	●	●	●	●	●
			●	●	●	●	●	●	●	●	●	●	●	●	●	●	●	●
			●	●	●	●	●	●	●	●	●	●	●	●	●	●	●	●
			●	●	●	●	●	●	●	●	●	●	●	●	●	●	●	●
Rooftop unit 2 damper version with integrated fresh air <ul style="list-style-type: none"> - 'Plug & Play' for easy installation - Free cooling with up to 100% fresh air intake - High efficiency - Field convertible return and supply air - Direct integration with Daikin or third party BMS 	UATYA-BFC2Y1	MTS MTO	●	●	●	●	●	●	●	●	●	●	●	●	●	●	●	●
			●	●	●	●	●	●	●	●	●	●	●	●	●	●	●	●
			●	●	●	●	●	●	●	●	●	●	●	●	●	●	●	●
			●	●	●	●	●	●	●	●	●	●	●	●	●	●	●	●
Rooftop unit 3 damper version with integrated fresh air and extraction <ul style="list-style-type: none"> - 'Plug & Play' for easy installation - Integrated extraction damper eliminates over-pressure - Thermo dynamic heat recovery, recovering waste heat - Free cooling with up to 100% fresh air intake - Field convertible return and supply air 	UATYA-BFC3Y1	MTS MTO	●	●	●	●	●	●	●	●	●	●	●	●	●	●	●	●
			●	●	●	●	●	●	●	●	●	●	●	●	●	●	●	●
			●	●	●	●	●	●	●	●	●	●	●	●	●	●	●	●
			●	●	●	●	●	●	●	●	●	●	●	●	●	●	●	●
Rooftop unit 4 damper version with integrated fresh air, extraction and plate heat exchanger <ul style="list-style-type: none"> - Premium efficiency plate heat exchanger, recovering waste heat - 'Plug & Play' for easy installation - Integrated extraction damper eliminates over-pressure - Thermo dynamic heat recovery, recovering waste heat - Free cooling with up to 100% fresh air intake - Field convertible return and supply air 	UATYA-BRS4*	MTO																
																		
																		
																		

*Indicative model name. Correct model name to be retrieved from selection software.

R-32

UATYA-BBAY1 Rooftop Packaged Unit – Base



			UATYA25 BBAY1	UATYA30 BBAY1	UATYA40 BBAY1	UATYA50 BBAY1	UATYA60 BBAY1	UATYA70 BBAY1	UATYA80 BBAY1	UATYA90 BBAY1	UATYA100 BBAY1	UATYA110 BBAY1	UATYA120 BBAY1	UATYA140 BBAY1	UATYA150 BBAY1	UATYA160 BBAY1	UATYA180 BBAY1	UATYA190 BBAY1
Capacity	UK Total Cooling	kW	23.5	30.1	34.8	41.0	53.3	59.8	68.3	81.4	88.0	99.2	103.9	121.5	130.7	143.0	156.6	170.1
	UK Sensible Cooling	kW	18.6	23.7	27.2	32.2	40.0	45.2	55.9	59.1	66.1	76.1	83.2	98.2	103.9	116.2	120.8	132.1
	Nominal Heating	kW	25.3	31.1	36.3	46.2	55.1	64.9	68.5	84.2	92.8	101.5	108	123.1	136.4	147.1	157.1	176.9
Nominal Efficiency	EER		2.83	3.09	3.06	2.96	3.12	2.92	3.09	3.06	2.97	2.99	2.91	3.14	3.02	3.05	3.07	2.97
	COP		3.22	3.31	3.26	3.24	3.25	3.21	3.37	3.22	3.20	3.35	3.25	3.44	3.33	3.26	3.33	3.27
Seasonal Efficiency	η _{s,c}	%	181.6	192.6	216.1	210.5	217.1	178.1	219.4	215.8	203.7	208.6	203.0	172.1	167.2	167.6	162.8	160.2
Dimensions	η _{s,h}	%	131.0	132.2	143.8	143.0	135.6	133.5	145.2	143.0	141.6	139.3	138.3	132.5	131.4	130.8	129.5	130.6
	Height	mm	1924	1924	2374	2374	1924	2374	2374	2374	2374	2374	2374	2374	2374	2374	2374	2374
	Width	mm	2250	2250	2250	2250	2250	2250	2250	2250	2250	2250	2250	2250	2250	2250	2250	2250
Weight	Depth	mm	2427	2427	2427	2427	4317	4317	4317	4317	4317	4317	4317	5117	5117	5117	5117	5117
		kg	852	908	966	986	1,551	1,651	1,798	1,856	1,922	2,008	2,018	2,454	2,462	2,504	2,558	2,636
External Static Pressure		Pa	300	300	300	300	300	300	300	300	300	300	300	300	300	300	300	300
Air Flow Rate	Evaporator	m ³ /hr	4,500	5,800	7,500	9,000	11,000	13,000	14,500	16,500	18,000	19,800	21,600	24,500	26,500	28,000	30,500	31,500
Refrigerant			R-32	R-32	R-32	R-32	R-32	R-32	R-32	R-32	R-32	R-32	R-32	R-32	R-32	R-32	R-32	R-32
Sound Pressure	Nominal	dBA	63.9	66	68	67.3	69	68.1	72.6	68.7	69.9	70.6	74.2	68.3	68.3	68.7	69.1	70
Operating Range	Cooling	°CDB	-10 / 48	-10 / 48	-10 / 48	-10 / 48	-10 / 48	-10 / 48	-10 / 48	-10 / 48	-10 / 48	-10 / 48	-10 / 48	-10 / 48	-10 / 48	-10 / 48	-10 / 48	-10 / 48
Electrical Details	Heating	°CWB	-15 / 26	-15 / 26	-15 / 26	-15 / 26	-15 / 26	-15 / 26	-15 / 26	-15 / 26	-15 / 26	-15 / 26	-15 / 26	-15 / 26	-15 / 26	-15 / 26	-15 / 26	-15 / 26
	Power Supply	V	400	400	400	400	400	400	400	400	400	400	400	400	400	400	400	400
		Hz	50	50	50	50	50	50	50	50	50	50	50	50	50	50	50	50
		Phase	3ph	3ph	3ph	3ph	3ph	3ph	3ph	3ph	3ph	3ph	3ph	3ph	3ph	3ph	3ph	3ph
	Running Current	A	13.3	22.6	23.4	31.6	34.5	42.0	47.9	65.0	65.0	68.4	68.4	98.6	107.4	116.0	125.2	131.2
Recommended Fuse Size			A	25	40	40	50	50	63	80	100	100	100	160	160	160	200	200
Trade Unit Price			£20,115.00	£22,715.00	£25,753.00	£29,017.00	£32,914.00	£35,633.00	£38,839.00	£43,499.00	£46,079.00	£48,621.00	£50,790.00	£57,942.00	£60,674.00	£63,219.00	£69,433.00	£71,507.00

R-32

UATYA-BFC2Y1 Rooftop Packaged Unit – FC2



			UATYA25 BFC2Y1	UATYA30 BFC2Y1	UATYA40 BFC2Y1	UATYA50 BFC2Y1	UATYA60 BFC2Y1	UATYA70 BFC2Y1	UATYA80 BFC2Y1	UATYA90 BFC2Y1	UATYA100 BFC2Y1	UATYA110 BFC2Y1	UATYA120 BFC2Y1	UATYA140 BFC2Y1	UATYA150 BFC2Y1	UATYA160 BFC2Y1	UATYA180 BFC2Y1	UATYA190 BFC2Y1
Capacity	UK Total Cooling	kW	23.5	30.1	34.8	41.0	53.3	59.8	68.3	81.4	88.0	99.2	103.9	121.5	130.7	143.0	156.6	170.1
	UK Sensible Cooling	kW	18.6	23.7	27.2	32.2	40.0	45.2	55.9	59.1	66.1	76.1	83.2	98.2	103.9	116.2	120.8	132.1
	Nominal Heating	kW	25.3	31.1	36.3	46.2	55.1	64.9	68.5	84.2	92.8	101.5	108	123.1	136.4	147.1	157.1	176.9
Nominal Efficiency	EER (with 30% fresh air)		2.97	3.26	3.21	3.10	3.28	3.06	3.26	3.24	3.13	3.13	3.03	3.29	3.16	3.19	3.21	3.10
	COP (with 30% fresh air)		3.41	3.56	3.48	3.51	3.47	3.44	3.62	3.47	3.46	3.60	3.48	3.69	3.57	3.50	3.58	3.55
Seasonal Efficiency	ηs,c	%	181.6	192.6	216.1	210.5	217.1	178.1	219.4	215.8	203.7	208.6	203.0	172.1	167.2	167.6	162.8	160.2
	ηs,h	%	131.0	132.2	143.8	143.0	135.6	133.5	145.2	143.0	141.6	139.3	138.3	132.5	131.4	130.8	129.5	130.6
Dimensions	Height	mm	1924	1924	2374	2374	1924	1924	2374	2374	2374	2374	2374	2374	2374	2374	2374	2374
	Width	mm	2250	2250	2250	2250	2250	2250	2250	2250	2250	2250	2250	2250	2250	2250	2250	2250
	Depth	mm	2943	2943	2943	2943	4879	4879	4879	4879	4879	4879	4879	5679	5679	5679	5679	5679
Weight		kg	981	1,014	1,084	1,143	1,703	1,803	1,984	2,040	2,110	2,196	2,206	2,658	2,668	2,708	2,746	2,828
External Static Pressure		Pa	300	300	300	300	300	300	300	300	300	300	300	300	300	300	300	300
Air Flow Rate	Evaporator	m³/hr	4,500	5,800	7,500	9,000	11,000	13,000	14,500	16,500	18,000	19,800	21,600	24,500	26,500	28,000	30,500	31,500
Refrigerant			R-32	R-32	R-32	R-32	R-32	R-32	R-32	R-32	R-32	R-32	R-32	R-32	R-32	R-32	R-32	R-32
Sound Pressure	Nominal	dBA	63.9	66	68	67.3	69	68.1	72.6	68.7	69.9	70.6	74.2	68.3	68.3	68.7	69.1	70
Operating Range	Cooling	°CDB	-10 / 48	-10 / 48	-10 / 48	-10 / 48	-10 / 48	-10 / 48	-10 / 48	-10 / 48	-10 / 48	-10 / 48	-10 / 48	-10 / 48	-10 / 48	-10 / 48	-10 / 48	-10 / 48
	Heating	°CWB	-15 / 26	-15 / 26	-15 / 26	-15 / 26	-15 / 26	-15 / 26	-15 / 26	-15 / 26	-15 / 26	-15 / 26	-15 / 26	-15 / 26	-15 / 26	-15 / 26	-15 / 26	-15 / 26
Electrical Details	Power Supply	V	400	400	400	400	400	400	400	400	400	400	400	400	400	400	400	400
		Hz	50	50	50	50	50	50	50	50	50	50	50	50	50	50	50	50
		Phase	3ph	3ph	3ph	3ph	3ph	3ph	3ph	3ph	3ph	3ph	3ph	3ph	3ph	3ph	3ph	3ph
	Running Current	A	13.3	22.6	23.4	31.6	34.5	42.0	47.9	65.0	65.0	68.4	68.4	98.6	107.4	116.0	125.2	131.2
	Recommended Fuse Size	A	25	40	40	50	50	63	80	100	100	100	100	160	160	160	200	200
Trade Unit Price			£21,708.00	£24,500.00	£27,461.00	£30,595.00	£34,739.00	£37,567.00	£40,691.00	£45,550.00	£48,395.00	£50,820.00	£52,807.00	£60,070.00	£62,715.00	£65,139.00	£71,308.00	£73,182.00

R-32

UATYA-BFC3Y1 Rooftop Packaged Unit – FC3



			UATYA25 BFC3Y1	UATYA30 BFC3Y1	UATYA40 BFC3Y1	UATYA50 BFC3Y1	UATYA60 BFC3Y1	UATYA70 BFC3Y1	UATYA80 BFC3Y1	UATYA90 BFC3Y1	UATYA100 BFC3Y1	UATYA110 BFC3Y1	UATYA120 BFC3Y1	UATYA140 BFC3Y1	UATYA150 BFC3Y1	UATYA160 BFC3Y1	UATYA180 BFC3Y1	UATYA190 BFC3Y1
Capacity	UK Total Cooling	kW	23.5	30.1	34.8	41.0	53.3	59.8	68.3	81.4	88.0	99.2	103.9	121.5	130.7	143.0	156.6	170.1
	UK Sensible Cooling	kW	18.6	23.7	27.2	32.2	40.0	45.2	55.9	59.1	66.1	76.1	83.2	98.2	103.9	116.2	120.8	132.1
	Nominal Heating	kW	25.3	31.1	36.3	46.2	55.1	64.9	68.5	84.2	92.8	101.5	108.0	123.1	136.4	147.1	157.1	176.9
Nominal Efficiency	EER (with 30% fresh air)		2.96	3.20	3.27	3.12	3.23	3.00	3.21	3.22	3.14	3.11	3.01	3.26	3.14	3.18	3.21	3.14
	COP (with 30% fresh air)		3.38	3.48	3.51	3.46	3.40	3.39	3.56	3.45	3.42	3.57	3.40	3.62	3.57	3.49	3.63	3.50
Seasonal Efficiency	ηs,c	%	181.6	192.6	216.1	210.5	217.1	178.1	219.4	215.8	203.7	208.6	203.0	172.1	167.2	167.6	162.8	160.2
	ηs,h	%	131.0	132.2	143.8	143.0	135.6	133.5	145.2	143.0	141.6	139.3	138.3	132.5	131.4	130.8	129.5	130.6
Dimensions	Height	mm	1924	1924	2374	2374	1924	1924	2374	2374	2374	2374	2374	2374	2374	2374	2374	2374
	Width	mm	2250	2250	2250	2250	2250	2250	2250	2250	2250	2250	2250	2250	2250	2250	2250	2250
	Depth	mm	3514	3514	3514	3514	6317	6317	6317	6317	6317	6317	6317	7117	7117	7117	7117	7117
Weight		kg	1166	1196	1310	1329	1996	2094	2336	2382	2452	2548	2558	3024	3035	3074	3192	3271
External Static Pressure		Pa	300	300	300	300	300	300	300	300	300	300	300	300	300	300	300	300
Air Flow Rate	Evaporator	m³/hr	4,500	5,800	7,500	9,000	11,000	13,000	14,500	16,500	18,000	19,800	21,600	24,500	26,500	28,000	30,500	31,500
Refrigerant			R-32	R-32	R-32	R-32	R-32	R-32	R-32	R-32	R-32	R-32	R-32	R-32	R-32	R-32	R-32	R-32
Sound Pressure	Nominal	dBA	63.9	66	68	67.3	69	68.1	72.6	68.7	69.9	70.6	74.2	68.3	68.3	68.7	69.1	70
Operating Range	Cooling	°CDB	-10 / 48	-10 / 48	-10 / 48	-10 / 48	-10 / 48	-10 / 48	-10 / 48	-10 / 48	-10 / 48	-10 / 48	-10 / 48	-10 / 48	-10 / 48	-10 / 48	-10 / 48	-10 / 48
	Heating	°CWB	-15 / 26	-15 / 26	-15 / 26	-15 / 26	-15 / 26	-15 / 26	-15 / 26	-15 / 26	-15 / 26	-15 / 26	-15 / 26	-15 / 26	-15 / 26	-15 / 26	-15 / 26	-15 / 26
Electrical Details	Power Supply	V	400	400	400	400	400	400	400	400	400	400	400	400	400	400	400	400
		Hz	50	50	50	50	50	50	50	50	50	50	50	50	50	50	50	50
		Phase	3ph	3ph	3ph	3ph	3ph	3ph	3ph	3ph	3ph	3ph	3ph	3ph	3ph	3ph	3ph	3ph
	Running Current	A	15.4	24.7	27.6	35.8	38.7	47.4	55.3	73.4	73.4	76.8	76.8	107	118.2	126.8	140	146
	Recommended Fuse Size	A	25	40	40	50	50	63	80	100	100	100	100	160	160	160	200	200
Trade Unit Price			£24,694.00	£27,852.00	£32,781.00	£37,812.00	£42,544.00	£45,867.00	£48,131.00	£53,161.00	£56,985.00	£59,889.00	£62,284.00	£70,887.00	£74,046.00	£76,947.00	£84,281.00	£86,550.00

Field applied accessories for made-to-stock units

Model		MTS - BASE series - UATYA-BBAY1						MTS - FC2 series - UATYA-BFC2Y1						MTS - FC3 series - UATYA-BFC3Y1						
		25-30	40	50	60-70	80-120	140-190	25-30	40-50	60-70	80-90	100-120	140-190	25-30	40-50	60-70	80-100	110-120	140-180	190
Control	UATYAWRC Remote Touch Screen Wired Remote Controller	•	•	•	•	•	•	•	•	•	•	•	•	•	•	•	•	•	•	•
	UATYACO2P Duct Air Quality CO2 Probe	•	•	•	•	•	•	•	•	•	•	•	•	•	•	•	•	•	•	•
	UATYACAP Contant Air Pressure Control Airflow Transducer	•	•	•	•	•	•	•	•	•	•	•	•	•	•	•	•	•	•	•
	UATYARRP Room Temperature Return Probe (incl. housing)	•	•	•	•	•	•	•	•	•	•	•	•	•	•	•	•	•	•	•
	UATYASA Fire and Smoke Alarm	•	•	•	•	•	•	•	•	•	•	•	•	•	•	•	•	•	•	•
Air treatment	Filter ISO Coarse 75% (G4)	2x UATYAC75A + 2x UATYAC75B (Standard for MTS)	3x UATYAC75A + 3x UATYAC75B (Standard for MTS)	3x UATYAC75A + 3x UATYAC75B (Standard for MTS)	6x UATYAC75B (Standard for MTS)	12x UATYAC75C (Standard for MTS)	12x UATYAC75C (Standard for MTS)	2x UATYAC75A + 2x UATYAC75B (Standard for MTS)	3x UATYAC75A + 3x UATYAC75B (Standard for MTS)	6x UATYAC75B (Standard for MTS)	12x UATYAC75C (Standard for MTS)	12x UATYAC75C (Standard for MTS)	12x UATYAC75C (Standard for MTS)	2x UATYAC75A + 2x UATYAC75B (Standard for MTS)	3x UATYAC75A + 3x UATYAC75B (Standard f or MTS)	6x UATYAC75B (Standard for MTS)	12x UATYAC75C (Standard for MTS)	12x UATYAC75C (Standard for MTS)	12x UATYAC75C (Standard for MTS)	12x UATYAC75C (Standard for MTS)
	Filter ISO ePM10 50% (M5/F5)	2x UATYAEP- M1050A + 2x UATY- AEPM1050B	3x UATYAEP- M1050A + 3x UATY- AEPM1050B	3x UATYAEP- M1050A + 3x UATY- AEPM1050B	3x UATY- AEPM1050B	12x UATYAEP- M1050C	12x UATYAEP- M1050C	2x UATYAEP- M1050A + 2x UATY- AEPM1050B	3x UATYAEP- M1050A + 3x UATY- AEPM1050B	3x UATY- AEPM1050B	12x UATYAEP- M1050C	12x UATYAEP- M1050C	12x UATYAEP- M1050C	2x UATYAEP- M1050A + 2x UATY- AEPM1050B	3x UATYAEP- M1050A + 3x UATY- AEPM1050B	3x UATY- AEPM1050B	12x UATYAEP- M1050C	12x UATYAEP- M1050C	12x UATYAEP- M1050C	12x UATYAEP- M1050C
	Filter ISO ePM10 70% (M6)	2x UATYAEP- M1070A + 2x UATY- AEPM1070B	3x UATYAEP- M1070A + 3x UATY- AEPM1070B	3x UATYAEP- M1070A + 3x UATY- AEPM1070B	6x UATY- AEPM1070B	12x UATYAEP- M1070C	12x UATYAEP- M1070C	2x UATYAEP- M1070A + 2x UATY- AEPM1070B	3x UATYAEP- M1070A + 3x UATY- AEPM1070B	6x UATY- AEPM1070B	12x UATYAEP- M1070C	12x UATYAEP- M1070C	12x UATYAEP- M1070C	2x UATYAEP- M1070A + 2x UATY- AEPM1070B	3x UATYAEP- M1070A + 3x UATY- AEPM1070B	6x UATY- AEPM1070B	12x UATYAEP- M1070C	12x UATYAEP- M1070C	12x UATYAEP- M1070C	12x UATYAEP- M1070C
	Rigid Bag Filter ISO ePM1 50%(F7)	2x UATY- AEPM150A + 2x UATY- AEPM150B	3x UATY- AEPM150A + 3x UATY- AEPM150B	3x UATY- AEPM150A + 3x UATY- AEPM150B	6x UATY- AEPM150B	12x UATY- AEPM150C	12x UATY- AEPM150C	2x UATY- AEPM150A + 2x UATY- AEPM150B	3x UATY- AEPM150A + 3x UATY- AEPM150B	6x UATY- AEPM150B	12x UATY- AEPM150C	12x UATY- AEPM150C	12x UATY- AEPM150C	2x UATY- AEPM150A + 2x UATY- AEPM150B	3x UATY- AEPM150A + 3x UATY- AEPM150B	6x UATY- AEPM150B	12x UATYAEP- M150C	12x UATYAEP- M150C	12x UATYAEP- M150C	12x UATYAEP- M150C
	Rigid Bag Filter ISO ePM1 85%(F9)	2x UATY- AEPM185A + 2x UATY- AEPM185B	3x UATY- AEPM185A + 3x UATY- AEPM185B	3x UATY- AEPM185A + 3x UATY- AEPM185B	6x UATY- AEPM185B	12x UATYAEP- M185C	12x UATYAEP- M185C	2x UATY- AEPM185A + 2x UATY- AEPM185B	3x UATY- AEPM185A + 3x UATY- AEPM185B	6x UATY- AEPM185B	12x UATYAEP- M185C	12x UATYAEP- M185C	12x UATYAEP- M185C	2x UATY- AEPM185A + 2x UATY- AEPM185B	3x UATY- AEPM185A + 3x UATY- AEPM185B	6x UATY- AEPM185B	12x UATYAEP- M185C	12x UATYAEP- M185C	12x UATYAEP- M185C	12x UATYAEP- M185C
Other	Rubber Antivibration Mounts	2x UATYAAMV1	2x UATYAAMV2	2x UATYAAMV1	2x UATYAAMV1 + 1x UATYAAMV2	4x UATYAAMV1	2x UATYAAMV1 + 2x UATYAAMV2	2x UATYAAMV1	2x UATYAAMV1	3x UATYAAMV1 + 1x UATYAAMV2	4x UATYAAMV1	3x UATYAAMV1 + 1x UATYAAMV2	2x UATYAAMV1 + 2x UATYAAMV2	1x UATYAAMV1 + 1x UATYAAMV2	1x UATYAAMV1 + 2x UATYAAMV2	3x UATYAAMV1 + 1x UATYAAMV2	2x UATYAAMV1 + 2x UATYAAMV2	2x UATYAAMV1 + 2x UATYAAMV2	4x UATYAAMV1 + 1x UATYAAMV2	3x UATYAAMV1 + 2x UATYAAMV2
	Rubber antivibration mounts when gas heater is used	1x UATYAAMV1 + 1x UATYAAMV2	1x UATYAAMV1 + 1x UATYAAMV2	1x UATYAAMV1 + 1x UATYAAMV2	1x UATYAAMV1 + 2x UATYAAMV2	5x UATYAAMV1	5x UATYAAMV1	2x UATYAAMV1	1x UATYAAMV1 + 1x UATYAAMV2	4x UATYAAMV1	5x UATYAAMV1	5x UATYAAMV1	5x UATYAAMV1	1x UATYAAMV1 + 1x UATYAAMV2	2x UATYAAMV1 + 1x UATYAAMV2	4x UATYAAMV1	5x UATYAAMV1	4x UATYAAMV1 + 1x UATYAAMV2	3x UATYAAMV1 + 2x UATYAAMV2	3x UATYAAMV1 + 2x UATYAAMV2
	Rainproof Hood with Anti-intrusion grille	N/A	N/A	N/A	N/A	N/A	N/A	UATYARPH3	UATYARPH4	UATYARPH5	UATYARPH6	UATYARPH6	UATYARPH6	UATYARPH1	UATYARPH2	UATYARPH8	UATYARPH7	UATYARPH7	UATYARPH7	UATYARPH7



Accessories

Material name	Material description	Trade Price
UATYAC75A	Filter ISO Coarse 75% (G4) for BASE, FC2, FC3 class 25-50*	£33.00
UATYAC75B	Filter ISO Coarse 75% (G4) for BASE, FC2, FC3 class 25-70*	£65.00
UATYAC75C	Filter ISO Coarse 75% (G4) for BASE, FC2, FC3 class 80-190*	£62.00
UATYAEPM1050A	Filter ISO ePM10 50% (M5/F5) for BASE, FC2, FC3 class 25-50*	£46.00
UATYAEPM1050B	Filter ISO ePM10 50% (M5/F5) for BASE, FC2, FC3 class 25-70*	£72.00
UATYAEPM1050C	Filter ISO ePM10 50% (M5/F5) for BASE, FC2, FC3 class 80-190*	£72.00
UATYAEPM1070A	Filter ISO ePM10 70% (M6) for BASE, FC2, FC3 class 25-50*	£162.00
UATYAEPM1070B	Filter ISO ePM10 70% (M6) for BASE, FC2, FC3 class 25-70*	£264.00
UATYAEPM1070C	Filter ISO ePM10 70% (M6) for BASE, FC2, FC3 class 80-190*	£234.00
UATYAEPM150A	Rigid bag filter ISO ePM1 50% (F7) for BASE, FC2, FC3 class 25-50*	£162.00
UATYAEPM150B	Rigid bag filter ISO ePM1 50% (F7) for BASE, FC2, FC3 class 25-70*	£264.00
UATYAEPM150C	Rigid bag filter ISO ePM1 50% (F7) for BASE, FC2, FC3 class 80-190*	£234.00
UATYAEPM185A	Rigid bag filter ISO ePM1 85% (F9) for BASE, FC2, FC3 class 25-50*	£162.00
UATYAEPM185B	Rigid bag filter ISO ePM1 85% (F9) for BASE, FC2, FC3 class 25-70*	£264.00
UATYAEPM185C	Rigid bag filter ISO ePM1 85% (F9) for BASE, FC2, FC3 class 80-190*	£234.00
UATYAC02P	Duct air quality C02 Probe	£1,731.00
UATYACAP	Airflow transducer	£520.00
UATYARRP	Room return probe with housing included	£184.00
UATYASA	Smoke and Fire detector	£742.00
UATYAWRC	Optional wired remote controller. Factory mounted controller is present on the unit	£712.00
UATYAAVM1	Rubber antivibration mounts for BASE, FC2, FC3 class 25-190*	£109.00
UATYAAVM2	Rubber antivibration mounts to complement where applicable*	£109.00
UATYARPH1	Rainproof hood for FC3 class 25-30*	£733.00
UATYARPH2	Rainproof hood for FC3 class 40-50*	£733.00
UATYARPH3	Rainproof hood for FC2 class 25-30*	£1,211.00
UATYARPH4	Rainproof hood for FC2 class 40-50*	£1,211.00
UATYARPH5	Rainproof hood for FC2 class 60-70*	£1,018.00
UATYARPH6	Rainproof hood for FC2 class 80-190*	£1,018.00
UATYARPH7	Rainproof hood for FC3 class 80-190*	£1,115.00
UATYARPH8	Rainproof hood for FC3 class 60-70*	£1,211.00

Notes:

* Please go to the field applied accessory table to look up the column with rooftop unit and capacity. Then choose the filters, anti-vibration mounts and rainproof hoods to suit.

Example for M5/F5 filters and anti-vibration mounts for a BASE rooftop unit class 25:

1 x UATYA-BBAY1 requires 2x UATYAEPM1050A + 2x UATYAEPM1050B and 2x UATYAAMV1

G4 filters are supplied as standard for MTS units, but can be chosen as an accessory to replace dirty filters.

All Accessories are sent separately to be installed onsite for Made To Stock Units

Rooftops – BRS4* Range

*Made to order only

** For full specification and pricing, please contact your sales rep

4 damper monobloc system, able to manage 50% or 100% fresh air

Designed for use when:


- There is human presence
- Autonomous system for complete fresh air management is required

Including:

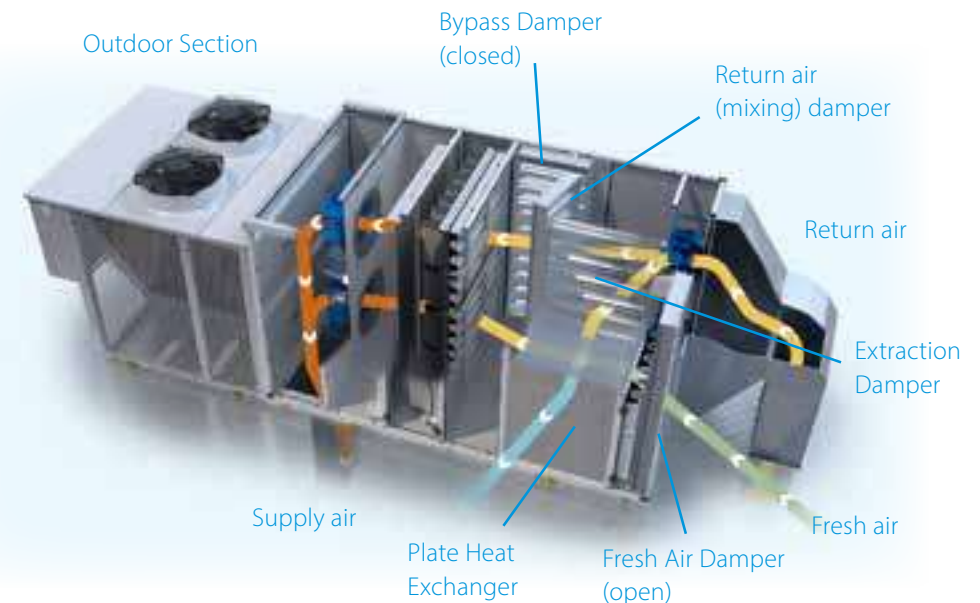
- Plate heat exchanger for increased efficiency and no cross contamination of air
- Fourth damper to enable controllable free cooling

Base Units - No Extras or Accessories - UK ambient		Size:	25	30	40	50	60	70	80	90	100	110	120	140	150	160	180	190
Capacity	UK Total Cooling	kW	27.9	35	45	52.7	69.4	76.5	87.8	106	113	126	132	153	164	178	197	213
	UK Sensible Cooling	kW	18.3	22.7	28.7	33.5	43.9	47.8	57	66.5	70.4	80.2	83.3	99	103	112	129	135
	FreeCooling	kW	25.2	32.1	41.8	50.1	60.7	71.8	81.8	92	100	110	114	131	131	153	168	174
	Nominal Heating	kW	27.7	34.1	43.1	54.1	64.7	74.2	81.6	98.7	107	116	125	144	157	172	184	206
Nominal Efficiency	EER (with 30% fresh air)		3.33	3.52	3.6	3.42	3.61	3.33	3.44	3.56	3.46	3.36	3.23	3.52	3.33	3.31	3.2	3.06
	COP (with 30% fresh air)		3.93	3.99	4.03	3.92	3.97	3.77	3.92	3.95	3.79	3.91	3.75	4	3.71	3.71	3.68	3.63
Seasonal Efficiency	η _{s,c}	%	179	189	212	208	215	178	220	216	205	209	203	173	167	168	164	160
	η _{s,h}	%	132	133	144	143	133	133	145	142	136	140	137	131	131	130	129	130
Dimensions	Height	mm	1925	1925	2375	2375	1924	1924	2375	2375	2375	2375	2375	2375	2375	2375	2375	2375
	Width	mm	2250	2250	2250	2250	2250	2250	2250	2250	2250	2250	2250	2250	2250	2250	2250	2250
	Length	mm	3520	3520	3520	3520	3520	6317	6317	6317	6317	6317	6317	7117	7117	7117	7117	7117
Weight		kg	1216	1250	1358	1434	2032	2114	2464	2519	2584	2620	2633	3096	3108	3159	3198	3267
External Static Pressure (measured condition)		Pa	300	300	300	300	300	300	300	300	300	300	300	300	300	300	300	300
Airflow rate (Supply air)		m ³ /hr	4,500	5,800	7,500	9,000	11,000	13,000	14,500	16,500	18,000	19,800	21,600	24,500	26,500	28,000	30,500	31,500
Refrigerant (Full charge amount - kg)			R-32 (7)	R-32(10)	R-32(12)	R-32(15)	R-32(18)	R-32(18)	R-32(23)	R-32(24)	R-32(28)	R-32(30)	R-32(36)	R-32(38)	R-32(38)	R-32(46)	R-32(50)	R-32 (50)
Sound Pressure	Nominal	dBA	63.2	65.3	67.3	66.6	68.1	67.2	71.7	67.9	69.1	69.7	73.3	67.6	67.6	68	68.3	69.2
Operating Range	Cooling	°C	-10 / 48	-10 / 48	-10 / 48	-10 / 48	-10 / 48	-10 / 48	-10 / 48	-10 / 48	-10 / 48	-10 / 48	-10 / 48	-10 / 48	-10 / 48	-10 / 48	-10 / 48	-10 / 48
	Heating	°C	-10 / 48	-10 / 48	-10 / 48	-10 / 48	-10 / 48	-10 / 48	-10 / 48	-10 / 48	-10 / 48	-10 / 48	-10 / 48	-10 / 48	-10 / 48	-10 / 48	-10 / 48	-10 / 48
Electrical Details	Power Supply	V	400	400	400	400	400	400	400	400	400	400	400	400	400	400	400	400
		Hz	50	50	50	50	50	50	50	50	50	50	50	50	50	50	50	50
		Phase	3	3	3	3	3	3	3	3	3	3	3	3	3	3	3	3
	Input Power Cooling	kW	8.37	10.2	12.5	15.4	19.2	23	25.8	29.8	32.7	37.5	41.5	43.5	50.8	53.7	61.5	69.6
	Input Power Heating	kW	7.03	8.67	10.7	13.8	16.3	19.7	20.8	25	28.2	29.7	33.3	36	42	46.3	50	56.8
	Input Power FreeCooling	kW	-0.11	0.22	-0.13	0.06	0.24	1.1	0.63	-0.42	-0.3	0.04	0.39	1.25	2.06	2.37	4.74	5.3

RS4 Model – Bypass Mode



RS4 Model – Heat Recovery Mode



Rooftop Made to Order (including BRS4 range) Common Options

Fan motors																	
Size	Units	25	30	40	50	60	70	80	90	100	110	120	140	150	160	180	190
Nominal Airflow	m ³ /min	1.28	1.65	2.13	2.56	2.13	3.49	4.12	4.69	5.12	5.63	6.14	6.81	7.54	7.96	8.67	8.96
Maximum Airflow	m ³ /min	1.38	1.77	2.29	2.75	3.36	3.97	4.43	5.04	5.50	6.05	6.60	7.64	8.10	8.56	9.15	9.19
Supply Fan Standard, Nominal Power, ESP at Nominal and Maximum Airflow	kW	1.3	2.1	2.6	2.8	3.4	3.4	2.6	2.6	2.6	2.8	2.8	2.6	2.6	2.6	2.8	2.8
	Pa (Nom)	438	691	481	401	596	367	503	465	430	389	351	386	356	322	241	220
	Pa (Max)	420	563	450	369	476	190	477	426	380	347	294	334	294	251	187	183
Supply Fan Oversized, Nominal Power, ESP at Nominal and Maximum Airflow	kW	2.1	2.1	3.4	3.4	4.6	4.6	3.4	3.4	3.4	3.4	3.4	3.4	3.4	3.4	3.4	3.4
	Pa (Nom)	974	691	816	720	873	666	842	788	737	665	579	707	666	622	503	464
	Pa (Max)	941	563	772	664	766	497	804	732	665	569	458	637	584	526	404	398
Supply Fan Extra-Oversized, Nominal Power, ESP at Nominal and Maximum Airflow	kW	2.1	2.5	3.4	4.6	4.6	2.5	3.4	3.4	4.6	4.6	4.6	4.6	4.6	4.6	4.6	4.6
	Pa (Nom)	974	864	816	971	873	725	842	788	988	927	853	949	915	877	769	734
	Pa (Max)	941	739	772	907	766	555	804	732	928	845	746	890	844	794	681	675

Heaters & Humidifiers																	
Size	Units	25	30	40	50	60	70	80	90	100	110	120	140	150	160	180	190
Humidifier Standard, Vapour Flow & Power input	KG/Hr	3	5	8	8	10	15	15	18	18	18	18	25	25	25	35	35
	kW	2.3	3.8	6	6	7.7	11.3	11.3	13.5	13.5	13.5	13.5	18.7	18.7	18.7	26.2	26.2
Humidifier Oversized, Vapour Flow & Power input	KG/Hr	8	10	15	15	25	25	25	35	35	35	35	45	45	45	45	45
	kW	6	7.7	11.3	11.3	18.7	18.7	18.7	26.2	26.2	26.2	26.2	33.7	33.7	33.7	33.7	33.7
Electrical Heaters Base, Capacity + Heating Capacity Increase	kW	4.5	9	13.5	13.5	18	18	27	27	27	31.5	31.5	36	36	36	40.5	40.5
	%	18.00%	30.00%	33.80%	27.00%	30.00%	25.70%	33.80%	30.00%	27.00%	28.60%	26.30%	25.70%	24.00%	22.50%	22.50%	21.30%
Electrical Heaters Oversized, Capacity + Heating Capacity Increase	kW	9	13.5	18	18	27	27	36	36	36	45	45	54	54	54	63	63
	%	36.00%	45.00%	45.00%	36.00%	45.00%	38.60%	45.00%	40.00%	36.00%	40.90%	37.50%	38.60%	36.00%	33.80%	35.00%	33.20%

Rooftop selection software

Making selection easy, anytime, anywhere

- Easy selection and sizing of the correct unit
- Easy selection of Made to Order units and accessories
- Produce a full selection and specification report
- Accurate efficiency simulation of the selected unit
- Direct availability of commercial offer report



Select and configure your rooftop now
rooftop.daikin.eu



VRV

R-32 VRV 5	100
VRV Fan Coil Units	102
VRV Condensing Units – Heat Recovery	109
VRV Heat Recovery Branch Selector Boxes	111
VRV Condensing Units – Heat Pump	112
VRV Condensing Units – S-series	113
Optional SV Boxes for Heat Pump	115
Daikin Sound Enclosure	116
Daikin Onecta App	117

Climate 360	118
Climate 360 Design	118
Climate 360 Activate	120
Climate 360 Service	121
Climate 360 Reclaim	122
Climate 360 Recycle	123

R410A Indoor Units	124
VRV Fan Coil Units	124
UV Streamer for Roundflow Cassette	128
Easyzone	129
Hot Water Generation	135
VRV Condensing Unit Services	139
Air Curtains	140

R410A Outdoor Condensing Units	143
VRV Condensing Units – S-series & compact	143
VRV Condensing Units – i-series	146
VRV Condensing Units – Heat Pump	148
VRV Condensing Units – Heat Recovery	152
VRV Condensing Units – Replacement VRV-Q	156
VRV-Q Warranty	162
Water Cooled VRV	165

Accessories	170
VRV Heat Recovery Branch Selector Boxes	170
Intelligent Manager Building Management System	173
Daikin Cloud Solutions	180
Remote Controllers	184
Fan Coil Accessories	186
Refrigerant Leak Detection	188
Daikin Precision Piping Method	189
DGT Fireless Joint	190

VRV 5

VRV 5**BLUEVOLUTION**

Leading the way into decarbonising the HVAC industry

Top sustainability

- Reduced CO₂ equivalent thanks to the use of R-32 refrigerant
- 15% less refrigerant charge
- Top sustainability over the entire lifecycle, thanks to market-leading real-life seasonal efficiency
- Ideal for your green building certification, thanks to lower GWP refrigerant

Building for the future

- The widest range of next-generation heat recovery systems to meet complex demands, including easy upgrade
- The best partner for your BREEAM, LEED or Well project
- True continuous heating during defrost (for REYA-A system)

Maximum flexibility out of the box

With Shīrudo technology, your VRV 5 system takes care of small room applications in your building, without the need for any additional considerations and equipment in the field.


- Fully compliant with the latest product standard IEC60335-2-40 (Ed.7)
- Third-party CB certified by a Notified Body (SGS CEBEC)

Automatic and real-time leak detection, alarm and refrigerant recovery

Shīrudo technology further minimises the risk of direct CO₂ eq. impact from a refrigerant leak. The system is continuously self-monitoring, and in the unlikely event of a refrigerant leak, this is immediately detected. An alarm is activated to notify tenants, while the rest of the system will work to minimise the impact of the leak.



... scan to learn more about VRV 5


R-32
BLUEVOLUTION


Two standards are applied to cover the safety regulations of refrigerants:

EN378:2016: the generic standard on refrigerants covering the toxicity of the refrigerant (class A or B)

IEC60335-2-40 (Ed.7): the specific heat pump product standard covering the flammability of the refrigerant (1, 2L, 2, 3)

How to optimise an R-32 VRV under IEC60335-2-40 (Ed.7)

The product standard IEC60335-2-40 (Ed.7) specifies the following:

- The minimum room surface that needs to be respected, in the function of the total refrigerant quantity of the system
- The measures that can be implemented to relax limitations on minimum room surface in relation to the system's total refrigerant charge

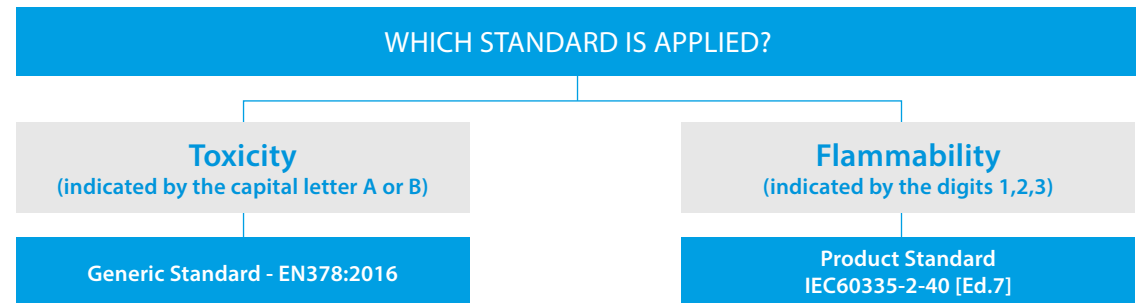
Possible measures towards flammability

Manufacturers have the choice to implement zero, one or two measures:

- Ventilation (natural or mechanical)
- Shut-off valves
- Alarm (local and supervisor)

The true flexibility of a system is highly dependent on keeping the considerations needed to select, install and maintain a system to the minimum. **Daikin has two factory-integrated measures, undertaking full responsibility for compliance to product standards and offering maximum flexibility if some simple installation requirements are respected.**

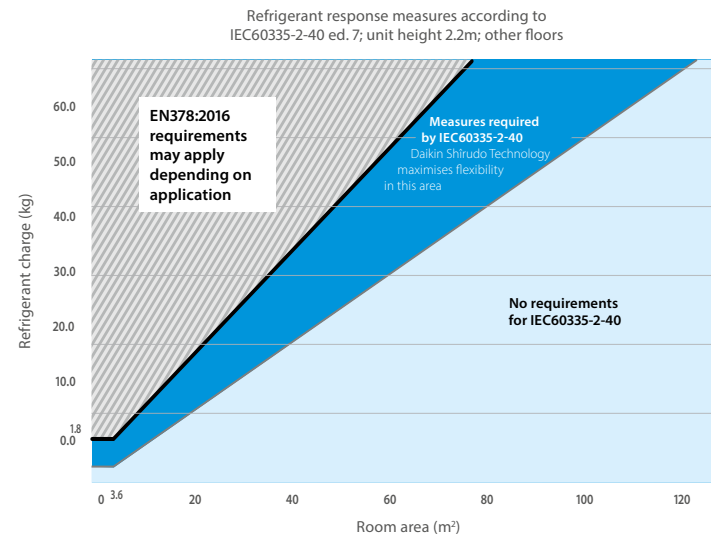
Did you know...? There are different standards regarding F-gas safety regulations



As a result of the combined standards the refrigerant classification is:

		Toxicity	
		Lower	Higher
Flammability	No flame propagation	A1	B1
	Lower flammability	A2L* R-32	B2L*
	Higher flammability	A2	B2
	Higher flammability	A3	B3

*A2L and B2L are lower flammability refrigerants with a maximum burning velocity of ≤ 10 cm/s



Area 1: application area without any measures

- Typically Split & Sky Air systems fall in this area thanks to very low refrigerant charges
- A typical mini VRV installation, with 6.5 kg of refrigerant would require a minimum room surface of **39 m²**

Area 2: application area with two measures integrated

- Daikin Shirudo technology enables you to use the VRV system to its full potential

Reaction time of Daikin VRV 5 system
 Extended application area of VRV 5
 Application area without any measures

R-32 BLUEEVOLUTION


onecta

FXFA-A

Roundflow Cassette



Notes:

- Cassette prices include standard decoration panel - self-cleaning panel available as an accessory item
- BYCQ140E = pure white panel with grey louvres, BYCQ140EW = pure white standard panel with white louvres, BYCQ140EGF = Pure white auto cleaning panel with fine filter. The BYCQ140EW has white insulations. Be informed that formations of dirt on white insulation is visibly stronger & that it is consequently not advised to install the decoration panel in environments exposed to concentrations of dirt
- For accessories please refer to pages 170 - 180

Indoor Units			FXFA20A	FXFA25A	FXFA32A	FXFA40A	FXFA50A	FXFA63A	FXFA80A	FXFA100A	FXFA125A
Capacity	UK Total Cooling	kW	1.50	2.00	2.50	3.10	3.80	4.90	6.20	7.60	9.60
	UK Sensible Cooling	kW	1.20	1.70	2.00	2.40	2.90	3.70	4.70	6.00	7.60
	Nominal Cooling	kW	2.20	2.80	3.60	4.50	5.60	7.10	9.00	11.20	14.00
	Nominal Heating	kW	2.50	3.20	4.00	5.00	6.30	8.00	10.00	12.50	16.00
Air Flow Rate	High	m ³ /sec	0.213	0.213	0.213	0.247	0.252	0.277	0.388	0.480	0.550
	Nom	m ³ /sec	0.178	0.178	0.178	0.210	0.213	0.222	0.322	0.353	0.457
	Low	m ³ /sec	0.148	0.148	0.148	0.173	0.178	0.178	0.230	0.230	0.343
	Height x Width x Depth	mm	204x840x840	204x840x840	204x840x840	204x840x840	204x840x840	204x840x840	246x840x840	246x840x840	288x840x840
Weight		kg	18	18	18	19	21	21	24	24	26
Standard Decoration Panels	Model		Roundflow BYCQ140E white (standard panel) / Roundflow BYCQ140EB black								
	Colour		Pure White (RAL 9010) / Black (RAL9005)								
	Dimensions H x W x D	mm	65x950x950	65x950x950	65x950x950	65x950x950	65x950x950	65x950x950	65x950x950	65x950x950	65x950x950
	Weight	kg	5.5	5.5	5.5	5.5	5.5	5.5	5.5	5.5	5.5
Fully White Decoration Panel	Model		Roundflow with white louvres BYCQ140EW								
	Colour		Pure White (RAL 9010)								
	Dimensions H x W x D	mm	65x950x950	65x950x950	65x950x950	65x950x950	65x950x950	65x950x950	65x950x950	65x950x950	65x950x950
	Weight	kg	5.5	5.5	5.5	5.5	5.5	5.5	5.5	5.5	5.5
Self Cleaning Decoration Panels	Model		Roundflow self-cleaning BYCQ140EGF white / Roundflow self-cleaning BYCQ140EGFB black								
	Colour		Pure White (RAL 9010) / Black (RAL9005)								
	Dimensions H x W x D	mm	148x950x950	148x950x950	148x950x950	148x950x950	148x950x950	148x950x950	148x950x950	148x950x950	148x950x950
	Weight	kg	10.3	10.3	10.3	10.3	10.3	10.3	10.3	10.3	10.3
Electrical Details	Running Current	amps	0.2	0.2	0.2	0.2	0.3	0.3	0.5	0.7	1.2
	Power Supply	Phase / Hz / V	1 / 50 / 230	1 / 50 / 230	1 / 50 / 230	1 / 50 / 230	1 / 50 / 230	1 / 50 / 230	1 / 50 / 230	1 / 50 / 230	1 / 50 / 230
	Max Fuse Amp	amps	6.0	6.0	6.0	6.0	6.0	6.0	6.0	6.0	6.0
Sound Level	Sound Pressure	High	dBA	31.0	31.0	31.0	33.0	33.0	35.0	38.0	43.0
		Nom	dBA	29.0	29.0	29.0	31.0	31.0	33.0	34.0	37.0
		Low	dBA	28.0	28.0	28.0	29.0	29.0	30.0	30.0	36.0
	Sound Power		dBA	49.0	49.0	49.0	51.0	51.0	53.0	55.0	61.0
Piping Connections	Liquid	inch (mm)	1/4 (6.4)	1/4 (6.4)	1/4 (6.4)	1/4 (6.4)	1/4 (6.4)	1/4 (6.4)	1/4 (6.4)	3/8 (9.5)	3/8 (9.5)
	Gas	inch (mm)	3/8 (9.5)	3/8 (9.5)	3/8 (9.5)	1/2 (12.7)	1/2 (12.7)	1/2 (12.7)	1/2 (12.7)	5/8 (15.9)	5/8 (15.9)
Trade Unit Price			£1,183.00	£1,208.00	£1,235.00	£1,331.00	£1,397.00	£1,475.00	£1,572.00	£1,707.00	£2,128.00

R-32 BLUEEVOLUTION


onecta

FXZA-A

600x600 Fully Flat Cassette



Notes:

- Cassette prices include Fully Flat decoration panel in fresh white. Other colour panels available on request.
- Dimensions include control box
- For accessories please refer to pages 170 - 180

Indoor Units			FXZA15A	FXZA20A	FXZA25A	FXZA32A	FXZA40A	FXZA50A
Capacity	UK Total Cooling	kW	1.20	1.50	2.00	2.50	3.10	3.80
	UK Sensible Cooling	kW	0.90	1.20	1.50	1.90	2.50	3.00
	Nominal Cooling	kW	1.70	2.20	2.80	3.60	4.50	5.60
	Nominal Heating	kW	1.90	2.50	3.20	4.00	5.00	6.30
Air Flow Rate	High	m ³ /sec	0.142	0.145	0.150	0.167	0.192	0.233
	Nom	m ³ /sec	0.117	0.125	0.133	0.142	0.158	0.208
	Low	m ³ /sec	0.108	0.108	0.108	0.117	0.133	0.167
Dimensions (with Decoration Panel)		HxWxD	260 (306) x 575 (620) x 575 (620)					
Weight (with Decoration Panel)		kg	15.5 (18.3)	15.5 (18.3)	15.5 (18.3)	16.5 (19.3)	16.5 (19.3)	18.5 (21.3)
Decoration Panel			Fully Flat in white (N9.5) BYFQ60C4W (standard panel)					
Dimensions		mm	46 x 620 x 620	46 x 620 x 620	46 x 620 x 620	46 x 620 x 620	46 x 620 x 620	46 x 620 x 620
Weight		kg	2.8	2.8	2.8	2.8	2.8	2.8
Decoration Panel			Fully Flat in white (N9.5) BYFQ60C4S (silver panel)					
Dimensions		mm	46 x 620 x 620	46 x 620 x 620	46 x 620 x 620	46 x 620 x 620	46 x 620 x 620	46 x 620 x 620
Weight		kg	2.8	2.8	2.8	2.8	2.8	2.8
Decoration Panel			Old style panel BYFQ60B3 (White RAL9010)					
Dimensions		mm	55 x 700 x 700	55 x 700 x 700	55 x 700 x 700	55 x 700 x 700	55 x 700 x 700	55 x 700 x 700
Weight		kg	2.7	2.7	2.7	2.7	2.7	2.7
Electrical Details	Running Current	amps	0.3	0.3	0.3	0.4	0.4	0.6
	Power Supply	Phase / Hz / V	1 / 50 / 230	1 / 50 / 230	1 / 50 / 230	1 / 50 / 230	1 / 50 / 230	1 / 50 / 230
	Max Fuse Amp	amps	6	6	6	6	6	6
Sound Level	Sound Pressure	High	dBA	31.5	32.0	33.0	33.5	37.0
		Nom	dBA	28.0	29.5	30.0	30.0	32.0
		Low	dBA	25.5	25.5	25.5	26.0	28.0
	Sound Power		dBA	49.0	49.0	50.0	51.0	60.0
Piping Connections	Liquid	inch (mm)	1/4 (6.4)	1/4 (6.4)	1/4 (6.4)	1/4 (6.4)	1/4 (6.4)	1/4 (6.4)
	Gas	inch (mm)	3/8 (9.5)	3/8 (9.5)	3/8 (9.5)	3/8 (9.5)	1/2 (12.7)	1/2 (12.7)
Trade Unit Price			£1,121.00	£1,148.00	£1,172.00	£1,196.00	£1,285.00	£1,412.00

R-32 BLUEEVOLUTION

FXUA-A

Under Ceiling Cassette



onecta

Notes:

i) For accessories please refer to pages 170 - 180

Indoor Units			FXUA50A	FXUA71A	FXUA100A
Capacity	UK Total Cooling	kW	3.80	5.50	7.90
	UK Sensible Cooling	kW	2.90	4.30	6.40
	Nominal Cooling	kW	5.6	8.0	11.2
	Nominal Heating	kW	6.3	9.0	12.5
Air Flow Rate	High	m³/sec	0.283	0.367	0.517
	Nominal	m³/sec	0.242	0.308	0.425
	Low	m³/sec	0.217	0.267	0.350
Dimensions	Height x Width x Depth	mm	198 x 950 x 950	198 x 950 x 950	198 x 950 x 950
Weight		kg	26	26	27
Electrical Details	Power Supply	Phase / Hz / V	1 / 50 / 230	1 / 50 / 230	1 / 50 / 230
	Max Fuse Amp	amps	6	6	6
Sound Level	Sound Pressure H / M / L (Cooling)	dBA	37 / 35 / 33	40 / 38 / 36	47 / 44 / 40
	Sound Power (Cooling)	H dBA	55.0	58.0	65.0
Trade Unit Price			£1,646.00	£1,961.00	£2,088.00

Available January 2025

R-32 BLUEEVOLUTION

FXNA-A

Concealed Floor Standing Unit



onecta

Notes:

i) For accessories please refer to pages 170 - 180

ii) Supplied with removable feet

Indoor Units - Preliminary Specification (TBC)			FXNA20A	FXNA25A	FXNA32A	FXNA40A	FXNA50A	FXNA63A
Capacity	UK Total Cooling	kW	1.50	2.00	2.60	3.20	3.90	5.00
	UK Sensible Cooling	kW	1.20	1.50	1.90	2.40	3.00	3.80
	Nominal Cooling	kW	2.2	2.8	3.6	4.5	5.6	7.1
	Nominal Heating	kW	2.5	3.2	4.0	5.0	6.3	8.0
Air Flow Rate	High	m³/sec	0.123	0.140	0.140	0.170	0.215	0.273
	Nom	m³/sec	0.107	0.123	0.123	0.150	0.192	0.240
	Low	m³/sec	0.090	0.107	0.107	0.132	0.177	0.215
External Static Pressure	High	Pa	41	41	42	52	59	55
	Low	Pa	10	10	10	15	15	15
Dimensions	Height x Width x Depth	mm	720 x 790 x 200	720 x 790 x 200	720 x 790 x 200	720 x 990 x 200	720 x 990 x 200	720 x 1190 x 200
Weight		kg	23.5	23.5	23.5	27.5	27.5	32
Electrical Details	Running Current	amps	TBC	TBC	TBC	TBC	TBC	TBC
	Power Supply	Phase / Hz / V	1 / 50 / 220-240	1 / 50 / 220-240	1 / 50 / 220-240	1 / 50 / 220-240	1 / 50 / 220-240	1 / 50 / 220-240
	Max Fuse Amp	amps	6	6	6	6	6	6
Sound Level	Sound Pressure	High	28.0	30.0	31.5	31.0	35.0	34.5
		Nom	26.5	28.5	30.0	29.0	33.0	32.5
		Low	25.0	27.0	28.5	27.0	31.0	30.5
	Sound Power	dBA	49.0	51.0	52.5	51.5	55.5	54.5
Piping Connections	Liquid	inch (mm)	1/4 (6.4)	1/4 (6.4)	1/4 (6.4)	1/4 (6.4)	1/4 (6.4)	1/4 (6.4)
	Gas	inch (mm)	3/8 (9.5)	3/8 (9.5)	3/8 (9.5)	1/2 (12.7)	1/2 (12.7)	1/2 (12.7)
Trade Unit Price			£1,012.00	£1,030.00	£1,051.00	£1,088.00	£1,102.00	£1,170.00



R-32 **BLUEEVOLUTION**

FXSA-A

Concealed Ceiling Unit



Notes:

i) For accessories please refer to pages 170 - 180



onecta

Indoor Units			FXSA15A	FXSA20A	FXSA25A	FXSA32A	FXSA40A	FXSA50A	FXSA63A	FXSA80A	FXSA100A	FXSA125A	FXSA140A
Capacity	UK Total Cooling	kW	1.10	1.50	2.00	2.50	3.10	3.90	4.80	6.20	7.80	10.20	11.20
	UK Sensible Cooling	kW	0.90	1.20	1.50	2.00	2.50	3.20	3.90	4.90	6.30	7.80	9.00
	Nominal Cooling	kW	1.7	2.2	2.8	3.6	4.5	5.6	7.1	9.0	11.2	14.0	16.0
	Nominal Heating	kW	1.9	2.5	3.2	4.0	5.0	6.3	8.0	10.0	12.5	16.0	18.0
Air Flow Rate	High	m ³ /sec	0.145	0.150	0.150	0.158	0.250	0.253	0.350	0.383	0.533	0.600	0.650
	Nom	m ³ /sec	0.125	0.125	0.125	0.133	0.208	0.208	0.300	0.325	0.450	0.525	0.567
	Low	m ³ /sec	0.108	0.108	0.108	0.117	0.183	0.183	0.250	0.267	0.383	0.433	0.467
External Static Pressure	High	Pa	150	150	150	150	150	150	150	150	150	150	150
	Low	Pa	30	30	30	30	30	30	30	40	40	50	50
Dimensions	Height x Width x Depth	mm	245 x 550 x 800	245 x 550 x 800	245 x 550 x 800	245 x 550 x 800	245 x 700 x 800	245 x 700 x 800	245 x 1000 x 800	245 x 1000 x 800	245 x 1400 x 800	245 x 1400 x 800	245 x 1550 x 800
Weight		kg	23.5	23.5	23.5	24.0	28.5	29.0	35.5	36.5	46.0	47.0	51.0
Electrical Details	Running Current	amps	0.7	0.7	0.7	0.8	1.3	1.3	1.3	1.5	1.8	2.0	2.7
	Power Supply	Phase / Hz / V	1 / 50 / 230	1 / 50 / 230	1 / 50 / 230	1 / 50 / 230	1 / 50 / 230	1 / 50 / 230	1 / 50 / 230	1 / 50 / 230	1 / 50 / 230	1 / 50 / 230	1 / 50 / 230
	Max Fuse Amp	amps	6	6	6	6	6	6	6	6	6	6	6
Sound Level	Sound Pressure	High	dBA	29.5	30.0	30.0	31.0	35.0	33.0	35.0	36.0	39.0	41.5
		Nom	dBA	28.0	28.0	28.0	29.0	32.0	32.0	30.0	32.0	34.0	36.0
		Low	dBA	25.0	25.0	25.0	26.0	29.0	29.0	27.0	29.0	31.0	33.0
	Sound Power	dBA	54.0	54.0	54.0	55.0	60.0	60.0	59.0	61.0	61.0	64.0	64.0
Piping Connections	Liquid	inches (mm)	1/4 (6.4)	1/4 (6.4)	1/4 (6.4)	1/4 (6.4)	1/4 (6.4)	1/4 (6.4)	1/4 (6.4)	1/4 (6.4)	3/8 (9.5)	3/8 (9.5)	3/8 (9.5)
	Gas	inches (mm)	3/8 (9.5)	3/8 (9.5)	3/8 (9.5)	3/8 (9.5)	1/2 (12.7)	1/2 (12.7)	1/2 (12.7)	1/2 (12.7)	5/8 (15.9)	5/8 (15.9)	5/8 (15.9)

Trade Unit Price	£909.00	£935.00	£961.00	£972.00	£1,035.00	£1,080.00	£1,113.00	£1,268.00	£1,405.00	£1,610.00	£1,772.00
------------------	---------	---------	---------	---------	-----------	-----------	-----------	-----------	-----------	-----------	-----------

R-32 **BLUEEVOLUTION**

FXDA-A

Slim Concealed Ceiling Unit



Notes:

- i) For accessories please refer to pages 170 - 180
ii) Fan coils supplied as standard with factory fitted filter



onecta

Indoor Units			FXDA10A	FXDA15A	FXDA20A	FXDA25A	FXDA32A	FXDA40A	FXDA50A	FXDA63A
Capacity	UK Total Cooling	kW	0.70	1.20	1.50	2.00	2.60	3.20	3.90	5.00
	UK Sensible Cooling	kW	0.60	1.00	1.20	1.50	1.90	2.40	3.00	3.80
	Nominal Cooling	kW	1.1	1.7	2.2	2.8	3.6	4.5	5.6	7.1
	Nominal Heating	kW	1.3	1.9	2.5	3.2	4.0	5.0	6.3	8.0
Air Flow Rate	High	m ³ /sec	0.087	0.108	0.133	0.133	0.133	0.175	0.208	0.275
	Nom	m ³ /sec	0.082	0.103	0.120	0.120	0.120	0.158	0.183	0.242
	Low	m ³ /sec	0.078	0.097	0.107	0.107	0.107	0.142	0.167	0.217
External Static Pressure	High	Pa	30	30	30	30	30	44	44	44
	Low	Pa	10	10	10	10	10	15	15	15
Dimensions	Height x Width x Depth	mm	200 x 750 x 620	200 x 750 x 620	200 x 750 x 620	200 x 750 x 620	200 x 750 x 620	200 x 950 x 620	200 x 950 x 620	200 x 1150 x 620
Weight		kg	22	22	23	23	23	26.5	26.5	30.5
Electrical Details	Running Current	amps	0.2	0.3	0.3	0.3	0.3	0.4	0.5	0.5
	Power Supply	Phase / Hz / V	1 / 50 / 230	1 / 50 / 230	1 / 50 / 230	1 / 50 / 230	1 / 50 / 230	1 / 50 / 230	1 / 50 / 230	1 / 50 / 230
	Max Fuse Amp	amps	6	6	6	6	6	6	6	6
Sound Level	Sound Pressure	High	dBA	29.0	32.0	33.0	33.0	33.0	34.0	35.0
		Nom	dBA	28.0	31.0	31.0	31.0	31.0	32.0	33.0
		Low	dBA	26.0	27.0	27.0	27.0	27.0	28.0	29.0
	Sound Power	dBA	48.0	50.0	51.0	51.0	51.0	52.0	53.0	54.0
Piping Connections	Liquid	inch (mm)	1/4 (6.4)	1/4 (6.4)	1/4 (6.4)	1/4 (6.4)	1/4 (6.4)	1/4 (6.4)	1/4 (6.4)	1/4 (6.4)
	Gas	inch (mm)	3/8 (9.5)	3/8 (9.5)	3/8 (9.5)	3/8 (9.5)	3/8 (9.5)	1/2 (12.7)	1/2 (12.7)	1/2 (12.7)

Trade Unit Price	£854.00	£881.00	£908.00	£934.00	£948.00	£1,006.00	£1,048.00	£1,082.00
------------------	---------	---------	---------	---------	---------	-----------	-----------	-----------

R-32 **BLUEEVOLUTION**

FXAA-A

Wall Mounted



onecta

**Notes:**

i) For accessories please refer to pages 170 - 180

Indoor Units			FXAA15A	FXAA20A	FXAA25A	FXAA32A	FXAA40A	FXAA50A	FXAA63A
Capacity	UK Total Cooling	kW	1.10	1.50	1.90	2.40	3.00	3.70	4.70
	UK Sensible Cooling	kW	0.90	1.10	1.50	1.90	2.40	3.00	3.90
	Nominal Cooling	kW	1.7	2.2	2.8	3.6	4.5	5.6	7.1
	Nominal Heating	kW	1.9	2.5	3.2	4.0	5.0	6.3	8.0
Air Flow Rate	High	m ³ /sec	0.118	0.132	0.138	0.157	0.203	0.237	0.303
	Low	m ³ /sec	0.108	0.108	0.108	0.108	0.163	0.182	0.215
Dimensions	Height x Width x Depth	mm	290 x 795 x 266	290 x 795 x 266	290 x 795 x 266	290 x 795 x 266	290 x 1050 x 269	290 x 1050 x 269	290 x 1050 x 269
Weight		kg	12	12	12	12	15	15	15
Electrical Details	Running Current	amps	0.2	0.2	0.3	0.3	0.3	0.4	0.5
	Power Supply	Phase / Hz / V	1 / 50 / 230	1 / 50 / 230	1 / 50 / 230	1 / 50 / 230	1 / 50 / 230	1 / 50 / 230	1 / 50 / 230
	Max Fuse Amp	amps	6	6	6	6	6	6	6
Sound Level	Sound Pressure High	dB(A)	32.0	33.0	35.0	37.5	37.0	41.0	46.5
	Low	dB(A)	28.5	28.5	28.5	28.5	33.5	35.5	38.5
	Sound Power	dB(A)	51.0	52.0	53.0	55.0	55.0	58.0	63.0
Piping Connections	Liquid	inch (mm)	1/4 (6.4)	1/4 (6.4)	1/4 (6.4)	1/4 (6.4)	1/4 (6.4)	1/4 (6.4)	1/4 (6.4)
	Gas	inch (mm)	3/8 (9.5)	3/8 (9.5)	3/8 (9.5)	3/8 (9.5)	1/2 (12.7)	1/2 (12.7)	1/2 (12.7)
Trade Unit Price			£686.00	£708.00	£728.00	£733.00	£754.00	£795.00	£876.00

R-32 **BLUEEVOLUTION**

FXHA-A

Ceiling Suspended



onecta

**Notes:**

i) For accessories please refer to pages 170 - 180

Indoor Units			FXHA32A	FXHA50A	FXHA63A	FXHA100A
Capacity	UK Total Cooling	kW	2.40	3.70	4.90	7.50
	UK Sensible Cooling	kW	1.90	2.90	3.80	6.00
	Nominal Cooling	kW	3.6	5.6	7.1	11.2
	Nominal Heating	kW	4.0	6.3	8.0	12.5
Air Flow Rate	High	m ³ /sec	0.208	0.267	0.292	0.450
	Nominal	m ³ /sec	0.183	0.233	0.250	0.367
	Low	m ³ /sec	0.167	0.208	0.217	0.317
Dimensions	Height x Width x Depth	mm	235 x 960 x 690	235 x 1270 x 690	235 x 1270 x 690	235 x 1590 x 690
Weight		kg	24	33	33	39
Electrical Details	Power Supply	Phase / Hz / V	1 / 50 / 230	1 / 50 / 230	1 / 50 / 230	1 / 50 / 230
	Max Fuse Amp	amps	16	16	16	16
Sound Level	Sound Pressure H / M / L (Cooling)	dB(A)	36 / 34 / 31	36.5 / 34.5 / 33	37 / 35 / 34	44 / 37 / 34
	Sound Power (Cooling)	H dB(A)	54.0	54.0	55.0	62.0
Trade Unit Price			£1,417.00	£1,494.00	£1,569.00	£1,946.00

R-32 **BLUEEVOLUTION**

FXMA-A

Concealed Ceiling Unit (High Static)



onecta

Notes:

i) For accessories please refer to pages 170 - 180

Indoor Units			FXMA50A	FXMA63A	FXMA80A	FXMA100A	FXMA125A
Capacity	UK Total Cooling	kW	3.70	4.80	6.00	7.50	9.40
	UK Sensible Cooling	kW	3.00	3.90	5.10	6.10	7.80
	Nominal Cooling	kW	5.6	7.1	9.0	11.2	14.0
	Nominal Heating	kW	6.3	8.0	10.0	12.5	16.0
Air Flow Rate	High	m ³ /sec	0.300	0.325	0.417	0.533	0.600
	Nominal	m ³ /sec	0.275	0.292	0.375	0.458	0.500
	Low	m ³ /sec	0.250	0.267	0.333	0.383	0.433
External Static Pressure	High	Pa	200	200	200	200	200
	Factory Setting	Pa	100	100	100	100	100
Dimensions	Height x Width x Depth	mm	300 x 1000 x 700	300 x 1000 x 700	300 x 1000 x 700	300 x 1400 x 700	300 x 1400 x 700
Weight		kg	35.0	35.0	35.0	46.0	46.0
Electrical Details	Power Supply	Phase / Hz / V	1 / 50 / 230	1 / 50 / 230	1 / 50 / 230	1 / 50 / 230	1 / 50 / 230
	Max Fuse Amp	amps	6	6	6	6	6
Sound Level	Sound Pressure H / M / L (Cooling)	dBA	41.0	42.0	43.0	43.0	44.0
	Sound Power H (Cooling)	dBA	61.0	64.0	67.0	65.0	70.0
Trade Unit Price			£1,666.00	£1,745.00	£1,834.00	£2,033.00	£2,324.00

R-32 **BLUEEVOLUTION**

FXMA-A

Concealed Ceiling Unit (Ultra High Static)



onecta

Notes:

i) For accessories please refer to pages 170 - 180

Indoor Units			FXMA200A	FXMA250A
Capacity	UK Total Cooling	kW	15.00	19.30
	UK Sensible Cooling	kW	12.50	15.80
	Nominal Cooling	kW	22.4	28.0
	Nominal Heating	kW	25.0	31.5
Air Flow Rate	High	m ³ /sec	1.400	1.233
External Static pressure	High	Pa	270	270
	Factory Setting	Pa	160	160
Dimensions	Height x Width x Depth	mm	470 x 1490 x 1100	470 x 1490 x 1100
Weight		kg	95	105
Electrical Details	Power Supply	Phase / Hz / V	1 / 50 / 230	1 / 50 / 230
	Max Fuse Amp	amps	6	6
Sound Level	Sound Pressure H / M / L (Cooling)	dBA	42 / 38 / 35	44 / 40 / 37
Trade Unit Price			£4,059.00	£4,154.00

R-32 **BLUEEVOLUTION**

FXKA-A

1 Way Blow Corner Cassette



onecta

Indoor Units				FXKA20A	FXKA25A	FXKA32A	FXKA40A	FXKA50A	FXKA63A
Capacity	UK Total Cooling		kW	1.50	2.00	2.50	3.10	3.80	4.90
	UK Sensible Cooling		kW	1.20	1.70	2.00	2.40	2.90	3.70
	Nominal Cooling		kW	2.20	2.80	3.60	4.50	5.60	7.10
	Nominal Heating		kW	2.50	3.20	4.00	5.00	6.30	8.00
Air Flow Rate (Cooling)	High		m³/sec	0.118	0.118	0.142	0.215	0.258	0.358
	Nominal		m³/sec	0.100	0.100	0.122	0.183	0.220	0.283
	Low		m³/sec	0.083	0.083	0.100	0.152	0.183	0.235
Dimensions	Height x Width x Depth		mm	200 x 840 x 470	200 x 840 x 470	200 x 840 x 470	200 x 1240 x 470	200 x 1240 x 470	200 x 1240 x 470
Panel Dimensions	Height x Width x Depth		mm	80 x 950 x 550	80 x 950 x 550	80 x 950 x 550	80 x 1350 x 550	80 x 1350 x 550	80 x 1350 x 550
Decoration Panel				BYK32G	BYK32G	BYK32G	BYK63G	BYK63G	BYK63G
Weight			kg	17.0	17.0	18.0	23.0	23.0	23.0
Electrical Details	Power Supply		Phase / Hz / V	1 / 50 / 230	1 / 50 / 230	1 / 50 / 230	1 / 50 / 230	1 / 50 / 230	1 / 50 / 230
	Max Fuse Amp		amps	6	6	6	6	6	6
Sound Level	Sound Pressure (Cooling)	H / M / L	dBA	36 / 33 / 30	37 / 34 / 31	38 / 35 / 32	40 / 37 / 34	42 / 40 / 37	56 / 53 / 50
	Sound Power (Cooling)	H	dBA	52	53	54	56	58	72
Trade Unit Price (including Decoration Panel)				£1,181.00	£1,355.00	£1,372.00	£1,532.00	£1,574.00	£1,697.00

Notes:

- i) Cassette prices include decoration panel
- ii) For accessories please refer to pages 170 - 180

REYA-A

Heat Recovery VRV 5

Leader in sustainability

VRV 5: Completely new and dedicated R-32 VRV design

- Less refrigerant charge
- Higher efficiency
- Free combinations up to 28hp

Lower CO₂ equivalent

Maximum flexibility out of the box:

- Flexible design as any other VRV system
- WebXpress selection software ensures a quick and compliant selection to the latest product standards



Climate360

Keeping commercial projects sustainable, on track and always on target

EPD now available. Please scan or click on the QR code for more information.



Climate360 NET

REYA-A (8 to 20hp)

VRV 5 Condensing Units Heat Recovery Single Modules



Outdoor Units			5hp (Multi Only) REMA5A	8 hp Single REYA8A	10 hp Single REYA10A	12 hp Single REYA12A	14 hp Single REYA14A	16 hp Single REYA16A	18 hp Single REYA18A	20 hp Single REYA20A
Capacity	Nominal Cooling	kW	14.0	22.4	28.0	33.5	40.0	45.0	50.4	55.9
	Nominal Heating	kW	16.0	25.0	31.5	37.5	45.0	50.0	56.5	63.0
Seasonal Efficiency	Cooling	η _{sc} %	-	290.8	282.6	285.3	306.1	281.0	280.6	262.2
	Heating	η _{sh} %	-	161.5	170.2	176.4	168.3	167.5	172.5	162.7
Dimensions	Height x Width x Depth	mm	1685 x 930 x 765	1685 x 930 x 765	1685 x 930 x 765	1685 x 930 x 765	1685 x 1240 x 765	1685 x 1240 x 765	1685 x 1240 x 765	1685 x 1240 x 765
Weight		kg	213	213	213	213	296	296	319	319
Electrical Details	Power Supply	Phase / Hz / V	3 / 50 / 380~415	3 / 50 / 380~415	3 / 50 / 380~415	3 / 50 / 380~415	3 / 50 / 380~415	3 / 50 / 380~415	3 / 50 / 380~415	3 / 50 / 380~415
	Max Fuse Amp (MFA)	amps	20	20	25	32	32	40	40	50
	Nominal Running Current - Cooling	amps	5.6	10.5	13.0	15.6	18.5	21.0	27.8	32.8
Refrigerant Circuit	Refrigerant Type		R-32	R-32	R-32	R-32	R-32	R-32	R-32	R-32
	Refrigerant Charge	kg	9.0	9.0	9.0	9.0	10.6	10.6	10.6	10.6
Sound Pressure	Cooling	dBA	56.3	56.3	58.0	60.8	58.1	61.4	63.0	67.0
	Heating	dBA	58.1	58.1	58.8	61.9	61.3	64.5	64.0	68.0
Sound Power	Cooling	dBA	78.3	78.3	78.8	82.5	78.7	83.7	83.4	87.9
	Heating	dBA	79.4	79.4	80.7	83.3	82.9	86.3	85.1	89.6
Piping Limits	Maximum Total Length	m	1000	1000	1000	1000	1000	1000	1000	1000
Piping Connections - Systems	Liquid	inch (mm)	3/8 (9.5)	3/8 (9.5)	3/8 (9.5)	1/2 (12.7)	1/2 (12.7)	1/2 (12.7)	1/2 (12.7)	1/2 (12.7)
	Discharge	inch (mm)	1/2 (12.7)	5/8 (15.9)	5/8 (15.9)	3/4 (19.1)	3/4 (19.1)	3/4 (19.1)	3/4 (19.1)	7/8 (22.2)
	Gas	inch (mm)	5/8 (15.9)	3/4 (19.1)	3/4 (19.1)	7/8 (22.2)	7/8 (22.2)	7/8 (22.2)	7/8 (22.2)	1 1/8 (28.6)
Operation Range (Cooling)	Min / Max	°CDB	-5 / 46	-5 / 46	-5 / 46	-5 / 46	-5 / 46	-5 / 46	-5 / 46	-5 / 46
Operation Range (Heating)	Min / Max	°CWB	-20 / 15.5	-20 / 15.5	-20 / 15.5	-20 / 15.5	-20 / 15.5	-20 / 15.5	-20 / 15.5	-20 / 15.5
Trade Condensing Unit Price			£7,819.00	£7,959.00	£8,742.00	£10,602.00	£12,498.00	£14,725.00	£16,371.00	£18,193.00

R-32 BLUEEVOLUTION

REYA-A (10 to 20hp)

VRV 5 Heat Recovery with Continuous Heating



Outdoor Units			10 hp Multi		13 hp Multi		16 hp Multi		18 hp Multi		20 hp Multi	
			REMA5A	REMA5A	REMA5A	REYA8A	REYA8A	REYA8A	REYA8A	REYA10A	REYA8A	REYA12A
Capacity	Nominal Cooling	kW	28.0		36.4		44.8		50.4		55.9	
	Nominal Heating	kW	31.5		41.0		50.0		56.5		62.5	
Seasonal Efficiency	Cooling	η_{sc} %	301.9		296.5		293.0		287.5		287.6	
	Heating	η_{sh} %	160.6		161.5		170.9		170.5		172.2	
Dimensions	Height x Width x Depth	mm	1685 x 930 x 765		1685 x 930 x 765		1685 x 930 x 765		1685 x 930 x 765		1685 x 930 x 765	
Electrical Details	Power Supply	Phase / Hz / V	3 / 50 / 380~415	3 / 50 / 380~415	3 / 50 / 380~415	3 / 50 / 380~415	3 / 50 / 380~415	3 / 50 / 380~415	3 / 50 / 380~415	3 / 50 / 380~415	3 / 50 / 380~415	3 / 50 / 380~415
	Max Fuse Amp (MFA)	amps	20	20	20	20	20	20	20	25	20	32
	Nominal Running Current - Cooling	amps	5.6	5.6	5.6	10.5	10.5	10.5	10.5	13	10.5	15.6
Refrigerant Circuit	Refrigerant Type		R-32		R-32		R-32		R-32		R-32	
	Refrigerant Charge	kg	9.0	9.0	9.0	9.0	9.0	9.0	9.0	9.0	9.0	9.0
Sound Pressure	Cooling	dBA	59.3		59.3		59.3		60.2		62.1	
	Heating	dBA	61.1		61.1		61.1		61.5		63.4	
Sound Power	Cooling	dBA	81.3		81.3		81.3		81.6		83.9	
	Heating	dBA	82.4		82.4		82.4		83.1		84.8	
Piping Limits	Maximum Length	m	1000		1000		1000		1000		1000	
Piping Connections - Systems	Liquid	inch (mm)	3/8 (9.5)	3/8 (9.5)	3/8 (9.5)	3/8 (9.5)	3/8 (9.5)	3/8 (9.5)	3/8 (9.5)	3/8 (9.5)	3/8 (9.5)	1/2 (12.7)
	Discharge	inch (mm)	1/2 (12.7)	1/2 (12.7)	1/2 (12.7)	5/8 (15.9)	5/8 (15.9)	5/8 (15.9)	5/8 (15.9)	5/8 (15.9)	5/8 (15.9)	3/4 (19.1)
	Gas	inch (mm)	5/8 (15.9)	5/8 (15.9)	5/8 (15.9)	3/4 (19.1)	3/4 (19.1)	3/4 (19.1)	3/4 (19.1)	3/4 (19.1)	3/4 (19.1)	7/8 (22.2)
Operation Range (Cooling)	Min / Max	°CDB	-5 / 46		-5 / 46		-5 / 46		-5 / 46		-5 / 46	
Operation Range (Heating)	Min / Max	°CWB	-20 / 15.5		-20 / 15.5		-20 / 15.5		-20 / 15.5		-20 / 15.5	
Trade Condensing Unit Price			£15,638.00		£15,778.00		£15,918.00		£16,701.00		£18,561.00	

R-32 BLUEEVOLUTION

REYA-A (22 to 28hp)

VRV 5 Heat Recovery with Continuous Heating



Outdoor Units			22 hp Multi		24 hp Multi		26 hp Multi		28 hp Multi	
			REYA10A	REYA12A	REYA8A	REYA16A	REYA12A	REYA14A	REYA12A	REYA16A
Capacity	Nominal Cooling	kW	61.5		67.4		73.5		78.5	
	Nominal Heating	kW	69.0		75.0		82.5		87.5	
Seasonal Efficiency	Cooling	η_{sc} %	283.6		283.4		296.2		282.8	
	Heating	η_{sh} %	272.1		277.3		286.4		275.6	
Dimensions	Height x Width x Depth	mm	1685 x 930 x 765	1685 x 930 x 765	1685 x 930 x 765	1685 x 1240 x 765	1685 x 930 x 765	1685 x 1240 x 765	1685 x 930 x 765	1685 x 1240 x 765
Electrical Details	Power Supply	Phase / Hz / V	3 / 50 / 380~415	3 / 50 / 380~415	3 / 50 / 380~415	3 / 50 / 380~415	3 / 50 / 380~415	3 / 50 / 380~415	3 / 50 / 380~415	3 / 50 / 380~415
	Max Fuse Amp (MFA)	amps	25	32	20	40	32	32	32	40
	Nominal Running Current - Cooling	amps	13	15.6	10.5	21	15.6	18.5	15.6	21
Refrigerant Circuit	Refrigerant Type		R-32		R-32		R-32		R-32	
	Refrigerant Charge	kg	9.0	9.0	9.0	10.6	9.0	10.6	9.0	10.6
Sound Pressure	Cooling	dBA	62.6		62.6		62.7		64.1	
	Heating	dBA	63.6		65.4		64.6		66.4	
Sound Power	Cooling	dBA	84.0		84.8		84.0		86.2	
	Heating	dBA	85.2		87.1		86.1		88.1	
Piping Limits	Maximum Length	m	1000		1000		1000		1000	
Piping Connections - Systems	Liquid	inch (mm)	3/8 (9.5)	1/2 (12.7)	3/8 (9.5)	1/2 (12.7)	1/2 (12.7)	1/2 (12.7)	1/2 (12.7)	1/2 (12.7)
	Discharge	inch (mm)	5/8 (15.9)	3/4 (19.1)	5/8 (15.9)	3/4 (19.1)	3/4 (19.1)	3/4 (19.1)	3/4 (19.1)	3/4 (19.1)
	Gas	inch (mm)	3/4 (19.1)	7/8 (22.2)	3/4 (19.1)	7/8 (22.2)	7/8 (22.2)	7/8 (22.2)	7/8 (22.2)	7/8 (22.2)
Operation Range (Cooling)	Min / Max	°CDB	-5 / 46		-5 / 46		-5 / 46		-5 / 46	
Operation Range (Heating)	Min / Max	°CWB	-20 / 15.5		-20 / 15.5		-20 / 15.5		-20 / 15.5	
Trade Condensing Unit Price			£19,344.00		£22,684.00		£23,100.00		£25,327.00	

BSSV

VRV 5 Branch Selector Boxes – Heat Recovery

A completely redesigned BS box for R-32 with Shîrudo Technology built in. The new design is more compact and requires less ceiling height, giving you even more flexibility.


- Optional drain pump available if drainage by gravity is not possible
- Flow-through principle: BSSV boxes can be connected, up to 16 ports in series (e.g. 4 x 4 port BS box)
 - Less brazing points
 - Less installation space required
 - Lower install costs
- No access required from the top means BSSV boxes can be installed right against the ceiling
- Slide-down switchboxes for easy service and maintenance



		BS4A14AV1B	BS6A14AV1B	BS8A14AV1B	BS10A14AV1B	BS12A14AV1B
Connectivity	Maximum number of connectable indoor units (per BS box)	20	30	40	50	60
	Maximum number of connectable indoor units per branch	5	5	5	5	5
	Number of branches	4	6	8	10	12
	Maximum capacity index of connectable indoor units (per BS box)	400	600	750		
	Maximum capacity index of connectable indoor units per branch	140 per port 250 if 2 ports are combined				
Piping restrictions	Maximum piping length between BSSV box and indoor unit	40	40	40	40	40
Flowthrough of header pipes	Total amount of ports allowed in flowthrough	16	16	16	16	16
	Maximum allowed amount of BSSV box in flowthrough	4 (4 * 4 port BSSV box = 16 ports)				
	Maximum capacity index of indoor units connected to all BSSV box in flowthrough combined	750	750	750	750	750
General	Refrigerant type	R-32	R-32	R-32	R-32	R-32
	Unit weight	40	56	65	83	89
	Power supply	Phase / Hz / V	1 / 50 / 220-240 V	1 / 50 / 220-240 V	1 / 50 / 220-240 V	1 / 50 / 220-240 V
	Installation direction	Horizontal (0° - max 1° toward drain opening)				
	Drain piping	VP20 (ID, 20mm/OD, 26mm)				
	Unit casing	Galvanized steel plate				
	Max Fuse Amps (MFA)	6	6	6	6	6
	Height	291	291	291	291	291
	Width (casing only)	600	1000	1000	1400	1400
	Width (casing + header piping)	870	1270	1270	1670	1670
	Depth (casing only)	845	845	845	845	845
	Depth (casing + branch piping)	1039	1039	1039	1039	1039
	Piping connection type	Braze				
	Main pipe size - Suction gas	7/8 (22.2)	7/8 (22.2)	7/8 (22.2)	7/8 (22.2)	7/8 (22.2)
	Main pipe size - HP/LP gas	7/8 (22.2)	7/8 (22.2)	7/8 (22.2)	7/8 (22.2)	7/8 (22.2)
	Main pipe size - liquid	5/8 (15.9)	5/8 (15.9)	5/8 (15.9)	5/8 (15.9)	5/8 (15.9)
	Branch pipe size - gas	3/8 (9.5) / 1/2 (12.7) / 5/8 (15.9)				
	Branch pipe size - liquid	1/4 (6.4) / 3/8 (9.5)				
Trade Accessory Price		£2,974.00	£4,070.00	£5,353.00	£6,434.00	£7,885.00
BSSV boxes with Prefitted External Valves*		UK.BS4A14AV/FSV	UK.BS6A14AV/FSV	UK.BS8A14AV/FSV	UK.BS10A14AV/FSV	UK.BS12A14AV/FSV
Valve Modification Trade Unit Price		£415.00	£579.00	£745.00	£914.00	£1,068.00

* Not subject to standard trade discount

**BSSV box
flow-through
installation**



Accessories:

Accessory Ref	Description	Trade Price
EKBSDCK	Optional duct adapter for series connection	£32.00

R-32 BLUEVOLUTION

RXYA-A (8 to 20hp)

 VRV 5 Condensing Units –
Heat Pump Single Modules
(Non-Continuous Heating)


Outdoor Units			5hp (Multi Only)	8 hp Single	10 hp Single	12 hp Single	14 hp Single	16 hp Single	18 hp Single	20 hp Single
			RXYA5A	RXYA8A	RXYA10A	RXYA12A	RXYA14A	RXYA16A	RXYA18A	RXYA20A
Capacity	Nominal Cooling	kW	14.0	22.4	28.0	33.5	40.0	45.0	50.4	56.0
	Nominal Heating	kW	16.0	22.4	28.0	33.5	40.0	45.0	50.4	56.0
Seasonal Efficiency	Cooling	η_{sc} %	-	287.3	279.3	278.7	302.2	276.6	271.6	257.6
	Heating	η_{sc} %	-	161.5	170.2	176.4	168.3	167.5	172.5	162.7
Dimensions	Height x Width x Depth	mm	1685 x 930 x 765	1685 x 930 x 765	1685 x 930 x 765	1685 x 930 x 765	1685 x 1240 x 765	1685 x 1240 x 765	1685 x 1240 x 765	1685 x 1240 x 765
Weight		kg	214	214	214	214	297	297	320	320
Electrical Details	Power Supply	Phase / Hz / V	3 / 50 / 380~415	3 / 50 / 380~415	3 / 50 / 380~415	3 / 50 / 380~415	3 / 50 / 380~415	3 / 50 / 380~415	3 / 50 / 380~415	3 / 50 / 380~415
	Max Fuse Amp (MFA)	amps	20	20	25	32	32	40	40	50
	Nominal Running Current - Cooling	amps	5.6	10.5	13.4	15.7	18.8	21.4	27.8	32.8
Refrigerant Circuit	Refrigerant Type		R-32	R-32	R-32	R-32	R-32	R-32	R-32	R-32
	Refrigerant Charge	kg	9.0	9.0	9.0	9.0	10.6	10.6	10.6	10.6
Sound Pressure	Cooling	dBA	56.3	56.3	58.0	60.8	59.0	61.6	63.0	67.0
	Heating	dBA	58.1	58.1	58.8	61.9	61.3	64.5	64.0	68.0
Sound Power	Cooling	dBA	78.3	78.3	78.8	82.5	79.5	83.7	83.4	87.9
	Heating	dBA	79.4	79.4	80.7	83.3	82.9	86.3	85.1	89.6
Piping Limits	Maximum Total Length	m	1000	1000	1000	1000	1000	1000	1000	1000
Piping Connections	Liquid	inch (mm)	3/8 (9.5)	3/8 (9.5)	3/8 (9.5)	1/2 (12.7)	1/2 (12.7)	1/2 (12.7)	1/2 (12.7)	1/2 (12.7)
	Gas	inch (mm)	5/8 (15.9)	3/4 (19.1)	3/4 (19.1)	7/8 (22.2)	7/8 (22.2)	7/8 (22.2)	7/8 (22.2)	1 1/8 (28.6)
Operation Range (Cooling)	Min / Max	°CDB	-5 / 46	-5 / 46	-5 / 46	-5 / 46	-5 / 46	-5 / 46	-5 / 46	-5 / 46
Operation Range (Heating)	Min / Max	°CWB	-10/16	-10/16	-10/16	-10/16	-10/16	-10/16	-10/16	-10/16
Trade Condensing Unit Price			£6,607.00	£6,907.00	£7,549.00	£9,242.00	£10,782.00	£12,443.00	£13,864.00	£15,249.00

R-32 BLUEVOLUTION

RXYA-A (10 to 20hp)

 VRV 5 Condensing Units –
Heat Pump Multi Modules
with Continuous Heating


Outdoor Units			10 hp Multi		13 hp Multi		16 hp Multi		18 hp Multi		20 hp Multi	
			RXYA5A	RXYA5A	RXYA5A	RXYA8A	RXYA8A	RXYA8A	RXYA8A	RXYA10A	RXYA8A	RXYA12A
Capacity	Nominal Cooling	kW	28.0		36.4		44.8		50.4		55.9	
	Nominal Heating	kW	28.0		36.4		44.8		50.4		55.9	
Seasonal Efficiency	Cooling	η_{sc} %	299.1		293.8		281.9		284.1		283.2	
	Heating	η_{sc} %	160.6		161.5		170.9		170.5		172.2	
Dimensions	Height x Width x Depth	mm	1685 x 930 x 765	1685 x 930 x 765	1685 x 930 x 765	1685 x 930 x 765	1685 x 930 x 765	1685 x 930 x 765	1685 x 930 x 765	1685 x 930 x 765	1685 x 930 x 765	1685 x 930 x 765
Electrical Details	Power Supply	Phase / Hz / V	3 / 50 / 380~415	3 / 50 / 380~415	3 / 50 / 380~415	3 / 50 / 380~415	3 / 50 / 380~415	3 / 50 / 380~415	3 / 50 / 380~415	3 / 50 / 380~415	3 / 50 / 380~415	3 / 50 / 380~415
	Max Fuse Amp (MFA)	amps	20		20		20		20		25	
	Nominal Running Current - Cooling	amps	11.2		16.1		21.0		23.9		26.2	
Refrigerant Circuit	Refrigerant Type		R-32		R-32		R-32		R-32		R-32	
	Refrigerant Charge		9.0	9.0	9.0	9.0	9.0	9.0	9.0	9.0	9.0	9.0
Sound Pressure	Cooling	dBA	59.3		59.3		59.3		60.2		62.1	
	Heating	dBA	61.1		61.1		61.1		61.5		63.4	
Sound Power	Cooling	dBA	81.3		81.3		81.3		81.6		83.9	
	Heating	dBA	82.4		82.4		82.4		83.1		84.8	
Piping Limits	Maximum Total Length	m	1000		1000		1000		1000		1000	
Piping Connections - Systems	Liquid	inch (mm)	3/8 (9.5)	3/8 (9.5)	3/8 (9.5)	3/8 (9.5)	3/8 (9.5)	3/8 (9.5)	3/8 (9.5)	3/8 (9.5)	3/8 (9.5)	1/2 (12.7)
	Gas	inch (mm)	5/8 (15.9)	5/8 (15.9)	5/8 (15.9)	3/4 (19.1)	3/4 (19.1)	3/4 (19.1)	3/4 (19.1)	3/4 (19.1)	3/4 (19.1)	7/8 (22.2)
Operation Range (Cooling)	Min / Max	°CDB	-5 / 46		-5 / 46		-5 / 46		-5 / 46		-5 / 46	
Operation Range (Heating)		°CWB	-10/16		-10/16		-10/16		-10/16		-10/16	
Trade Condensing Unit Price			£13,214.00		£13,514.00		£13,814.00		£14,456.00		£16,149.00	

VRV 5 S-series – RXYSA-A

Mini VRV



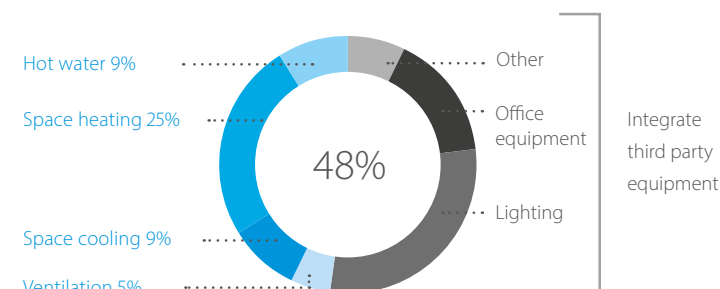
Updated selection criteria:

- Minimum room size down to 5 m²
- Up to five indoors on the same remote if they are in the same room

Outdoor Units			RXYSA4AV1	RXYSA5AV1	RXYSA6AV1	RXYSA4AY1	RXYSA5AY1	RXYSA6AY1
Capacity	Nominal Cooling	kW	12.1	14.0	15.5	12.1	14.0	15.5
	Max Heating (6°CWB)	kW	14.2	16.0	18	14.2	16.0	18
Seasonal Efficiency	Cooling	η _{s,c} %	324.50	306.10	301.00	312.50	294.80	289.90
	Heating	η _{s,h} %	200.50	185.70	183.60	193.10	178.80	176.80
Dimensions	Height x Width x Depth	mm	869 x 1100 x 460	869 x 1100 x 460	869 x 1100 x 460	869 x 1100 x 460	869 x 1100 x 460	869 x 1100 x 460
Weight		kg	102	102	102	102	102	102
Air Flow Rate		m ³ /sec	1.72	1.72	1.72	1.72	1.72	1.72
Electrical Details	Power Supply	Phase / Hz / V	1 / 50 / 230	1 / 50 / 230	1 / 50 / 230	3 / 50 / 380~415	3 / 50 / 380~415	3 / 50 / 380~415
	Running Current	amps	16.2	20.3	22.8	5.4	6.8	7.6
	Starting Current	amps	4	4	4	4	4	4
	Fuse Rating	amps	32	32	32	16	16	16
Refrigerant Circuit	Refrigerant Type		R-32	R-32	R-32	R-32	R-32	R-32
Sound Pressure	Cooling (nominal)	dBA	49.0	51.0	51.0	49.0	51.0	51.0
	Heating (nominal)	dBA	50.0	52.0	52.0	50.0	52.0	52.0
Sound Power	Cooling (nominal)	dBA	67.0	68.1	69.0	67.0	68.1	69.0
	Heating (nominal)	dBA	57.0	59.0	60.0	57.0	59.0	60.0
Piping Limits	Maximum Total Length	m	300	300	300	300	300	300
Piping Connections	Liquid	inch (mm)	3/8" (9.5)	3/8" (9.5)	3/8" (9.5)	3/8" (9.5)	3/8" (9.5)	3/8" (9.5)
	Gas	inch (mm)	5/8" (15.9)	5/8" (15.9)	5/8" (15.9)	5/8" (15.9)	5/8" (15.9)	5/8" (15.9)
Capacity Index Limit			130	162.5	182	130	162.5	182
Maximum Number of Connected Indoor Units			13	16	18	13	16	18
Trade Condensing Unit Price			£4,328.00	£4,815.00	£5,349.00	£4,355.00	£4,949.00	£5,515.00



Average office energy consumption



R-32 BLUEVOLUTION

VRV 5 S-series – RXYSA-A

High Capacity Mini VRV



Outdoor Units			RXYSA8A	RXYSA10A	RXYSA12A
Capacity	Nominal Cooling	kW	22.4	28.0	33.5
	Nominal Heating	kW	22.4	28.0	33.5
Seasonal Efficiency	Cooling	$\eta_{s,c}$ %	253.00	273.00	257.00
	Heating	$\eta_{s,h}$ %	173.00	173.00	181.00
Dimensions	Height x Width x Depth	mm	1430 x 940 x 320	1615 x 940 x 460	1615 x 940 x 460
Weight		kg	134	163	163
Electrical Details	Power Supply	Phase / Hz / V	3 / 50 / 380~415	3 / 50 / 380~415	3 / 50 / 380~415
	Refrigerant Circuit				
	Refrigerant Type		R-32	R-32	R-32
	Refrigerant Charge	kg	5.2	7.0	7.1
Sound Pressure	Cooling	dBA	58.1	57.0	60.0
Sound Power	Cooling	dBA	73.2	74.0	76.1
	Heating	dBA	73.5	74.0	76.0
Piping Limits	Maximum Total Length	m	300	300	300
Piping Connections - Systems	Liquid	inch (mm)	3/8 (9.5)	3/8 (9.5)	1/2 (12.7)
	Gas	inch (mm)	3/4 (19.1)	3/4 (19.1)	7/8 (22.2)
Capacity Index Limit			260	325	390
Maximum Number of Connected Indoor Units			26	32	39
Operation Range (Cooling)	Min / Max	°CDB	-5/52	-5/52	-5/52
Trade Condensing Unit Price			£6,641.00	£7,257.00	£8,887.00

Planning requirements in built-up areas require increasingly more innovative products to overcome restrictions, especially on plant visibility

By having a smaller footprint and weight than its big brother, the extended high capacity Mini VRV range is easier to hide and can help maximise the lettable floor area on a design.

Mini VRV systems deliver VRV performance in a small, convenient package. They offer a compact air conditioning solution with horizontal blow for projects with lower capacity requirements or where discretion is required due to the planning or aesthetic requirements of the application.

Including new features to increase performance, convenience and flexibility, Mini VRV from Daikin will become an even more popular choice for residential and smaller capacity air conditioning applications.



10/12 hp

8 hp

SV Boxes

VRV 5 Optional Shut-Off Valves Box - Heat Pump

- To have no limitations regarding room size requirements in compliance with IEC 60335-2-40 (Ed.7) some applications of Heat Pump systems might require the usage of Shut-off valves. With this in mind, we've developed a range of Shutoff valve boxes with different port configuration that can easily match the specific requirements of each building, and which will allow you to tackle all possible applications
- The Shut-off valves in the multi-ports will be fully independent of each other and will allow multiple indoor units to be connected to a single port, meaning that in the remote case of a leak in one of the indoor units, only that specific unit or group of units connected to the same port would have to stop operation, all the other units will continue normal operation
- The SV boxes are also factory-equipped with leak detection sensors, which allow the installation of the SV boxes in any room size, via integration with either:
 - 3rd party alarm, or
 - Ventilated enclosure
- SV boxes are compatible with RXYA-A & RXYSA (8-10-12)

		SV1A25A	SV4A14A	SV6A14A	SV8A14A
Connectivity	Maximum number of connectable indoor units (per SV box)	5	20	30	40
	Maximum number of connectable indoor units per branch	5	5	5	5
	Number of branches	1	4	6	8
	Maximum capacity index of connectable indoor units (per SV box)	250	400	600	650
	Maximum capacity index of connectable indoor units per branch	140 per port 250 if 2 ports are combined			
General	Refrigerant type	R-32	R-32	R-32	R-32
	Unit weight	28	31	46	48
	Power supply	Phase / Hz / V	1 / 50 / 220-240 V	1 / 50 / 220-240 V	1 / 50 / 220-240 V
	Height	mm	291	291	291
	Width (casing only)	mm	600	600	1000
	Depth (casing only)	mm	845	845	845
	Piping connection type	Brazed			
Trade Condensing Unit Price		£1,561.00	£2,082.00	£2,849.00	£3,747.00



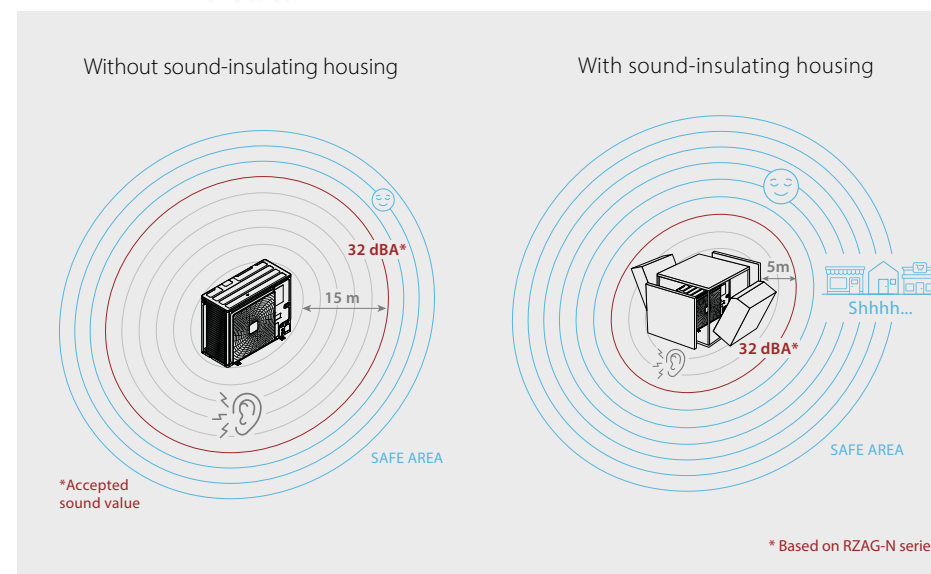
Daikin Sound Enclosure for Sky Air Alpha-series, Sky Air Advance-series and VRV 5 S-series

EKLN140A



- ✓ **Dedicated Daikin option for Sky Air Alpha-series RZAG71-140N, Sky Air Advance-series RZA200- 250D and VRV 5 S-series**
- ✓ **Fully optimised and tested in Daikin Factory**
 - Guaranteed and published performances (sound, capacity, efficiency)
- ✓ **Outdoor unit sound reduction up to -10 dB(A) on Sound Power values**
 - Enabling to meet local sound requirements
 - Increased flexibility to apply to Sky Air Alpha-series RZAG71-140N, Sky Air Advance-series RZA200- 250D and VRV 5 S-series
 - Reduces sound on the entire sound spectrum/ spectra

- ✓ **Very low capacity and pressure drop**
 - Separated air intake and discharge to prevent short circuit
 - No additional calculations needed thanks to officially tested data
- ✓ **Easy to integrate**
 - Anthracite (RAL 7016), high aesthetic finishing
 - Mechanically designed to perfectly suit the Sky Air Alpha-series RZAG71-140N, Sky Air Advance-series RZA200-250D and VRV 5 S-series casing
 - Self-supporting – can be installed on any flat surface
- ✓ **Fast and easy installation and servicing**
 - 100% weather resistant
 - Easy opening to reach unit



Sound Enclosure		EKLN140A	
Dimensions	Height	1100	mm
	Width	1400	mm
	Depth	1500	mm
Net Weight		152	kg
Colour		Anthracite Grey - RAL7016	
Trade Price		£2,785.00	

Accessory Ref	Description	Trade Price
EKLN140-DP	Drain pan	£270.00
EKLN140-DPHT	Drain pan heater tape	£236.00

Outdoor Units		Single Phase			Three Phase		
		RXYS44AV1	RXYS45AV1	RXYS46AV1	RXYS44AV1	RXYS45AV1	RXYS46AV1
Sound Power Reduction @nominal conditions dB(A)	Cooling	-7	-8	-8	-7	-8	-8
	Heating	-7	-9	-9	-7	-9	-9

Wi-Fi adapter for use with Daikin ONECTA App

Simply connect your unit to your home network (cable or WLAN) and download the app to change the thermostat, set temperature schedules, and review your energy consumption. The Daikin ONECTA app is compatible with your air conditioning and heating systems.

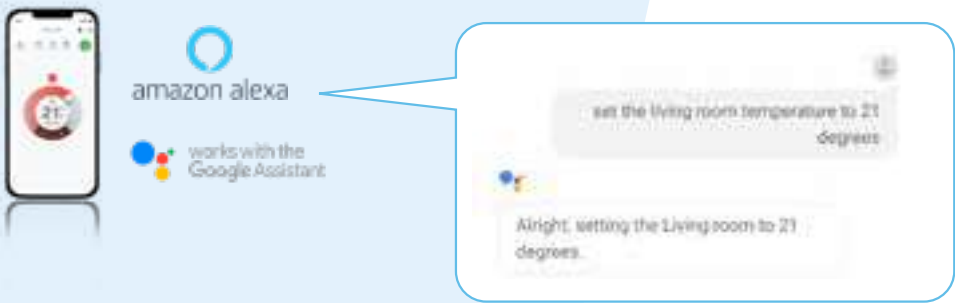
Control your climate

This screen provides you with an overview of your building and access to several features to control your indoor climate. You can also control up to 50 units at once for air conditioning systems.

Voice control

Control your system and enjoy maximum comfort, just by using your voice.

Via Amazon Alexa or Google Assistant you can control main functions such as temperature set point, operation mode, fan speed, and much more!



Download
the App
today



onecta

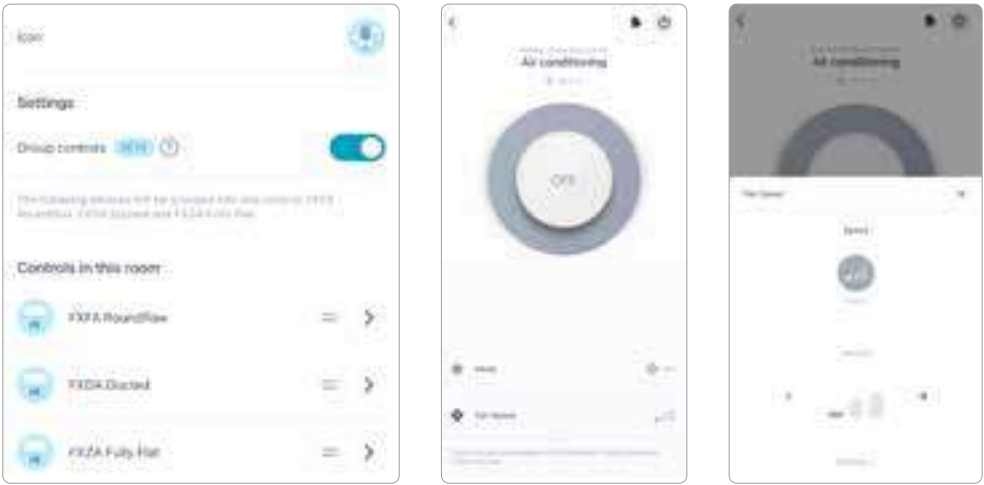
VRV 5 software group control

Using the app you can create different groups of indoor units, so that you can control them all at the same time. Once the groups are set on the app, the group control (On/Off, Fan Speed, Set Point, Schedules*) will work the app and any of the Madoka remote controllers connected to each fan coil in the system.

Contact your local Sales office for more details about how the group control works.

* available features and control options will depend on latest software version and types of fan coils

Material	Description	Related unit	Trade Price
BRP069C51	WiFi adapter for VRV 5 Indoor units	FXAA-A, FXDA-A, FXHA-A, FXMA-A, FXNA-A, FXSA-A, FXUA-A & FXZA-A	£111.00
BRP069C82	WiFi adapter for VRV 5 Indoor units	FXFA-B	£111.00



Climate360^{NET} Design

Reducing environmental impact
with no compromise on quality

Climate360 Design with L∞P by Daikin

At Daikin, we're already achieving a circular economy of refrigerants. In fact, we first introduced the use of reclaimed refrigerant to VRV IV+ systems and VRV IV S-series units during production in 2019.

Now, we've taken the step of expanding our circular economy even further, so sustainability sits at the heart of your design projects, thanks to **Climate360** and **L∞P by Daikin**.

Through the **L∞P by Daikin** programme, we recover refrigerants from existing systems via our installer network, before upcycling and reclaiming them to virgin quality. We then allocate these reclaimed refrigerants to new VRV systems which are manufactured and sold across Europe.

Each year, the quantity of reclaimed refrigerant we allocate to these units avoids more than 250,000 tons of CO₂eq being generated from virgin refrigerant production.

L∞P by Daikin leverages the entire Daikin infrastructure, and that of our business partners across Europe, in a perfect example of what we can achieve with a circular economy.

So you can design your system with confidence.

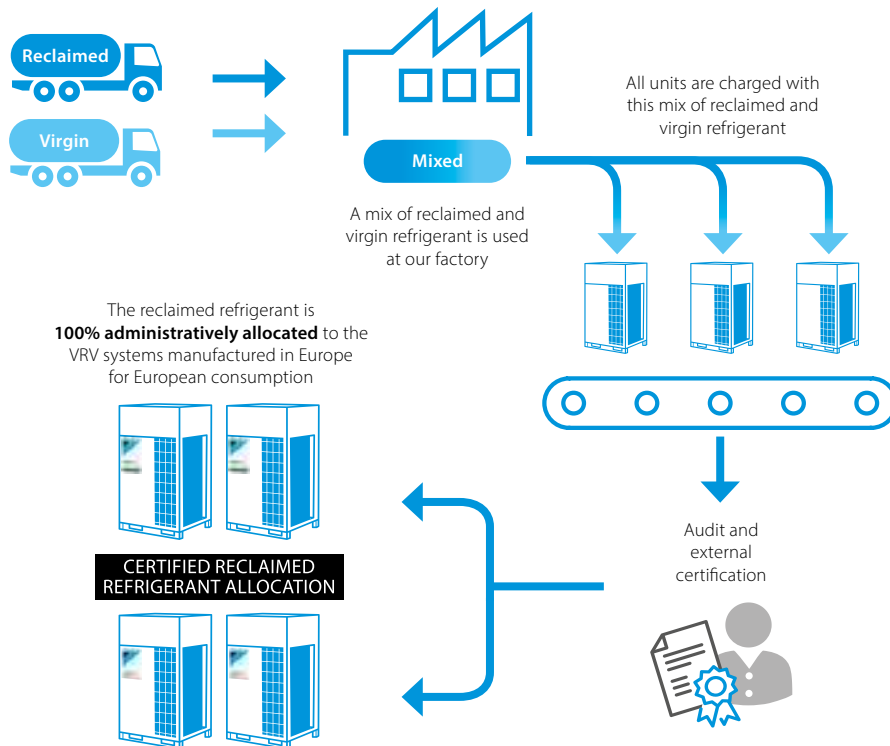
Why Climate360 Design?

- A more responsible, energy efficient and sustainable solution for your HVAC systems
- Eliminate waste from your supply chain and minimise resource depletion
- Guaranteed by an independent audit process, our reclaimed refrigerant meets the exact same quality standards as virgin refrigerant: AHRI700 certified to virgin R410A quality, and has zero impact on F-gas quotas
- We offer some of the most accurate carbon data in the market and a handy scaling model, based on CIBSE's recommended TM65 methodology – with Environmental Product Declarations (EPDs) coming soon
- For every certified **L∞P by Daikin** unit on the market, 100% equivalent reclaimed refrigerant is used in our Daikin factories

Do all the VRV R410A units manufactured have 100% reclaimed refrigerant?

It's not quite that simple. When refrigerant is supplied to the factory, the allocation of reclaimed refrigerant is mixed with virgin refrigerant on one production line, as they are both of identical quality.

However, an independent auditor ensures that 100% of the reclaimed gas is allocated administratively to all VRV units manufactured in Ostend and sold on the European market.



Like in the energy market, where customers can choose an electricity tariff using energy from renewable sources, the reality is that the electricity grid distributes electricity from all sources – renewable, fossil and nuclear energy. However, the energy provider buys enough energy from renewable energy sources to match the energy demands of its renewable energy tariff customers.

In the same way, Daikin has secured sufficient reclaimed R410A to match the factory charge required for all our R410A VRV units manufactured in Ostend for the European market. We can provide certificates of proof for your clients that the reclaimed refrigerant has been allocated to these ranges.

By choosing these products, you are making a clear choice to ease pressure on the F-Gas quota, avoid virgin gas being brought into the market and support the supply of refrigerant from a more sustainable source.

Together we can be part of the climate solution.

VRV IV⁺ is the most efficient R410A system in the market today

The new VRV IV+ range has been designed with an entirely new compressor that delivers an average 15% increase in seasonal efficiency over the previous range of Daikin VRV systems. As a result, it exceeds the standards of the Lot 21 Ecodesign Directive, which increased the minimum efficiency requirements for air conditioners over 12kW once again on 1 January 2021.

At the heart of the latest system, existing VRV IV features such as variable refrigerant temperature and continuous heating during defrost are matched by a completely redesigned compressor. This is fully optimised to ensure high performance at part loads – the main operation mode throughout the year.

The new compressor addresses a key issue during low load operation: refrigerant leaks can occur from the high-pressure side to the low-pressure side in the compression chamber, resulting in loss of efficiency.

In the new compressor, a back-pressure control port sends a small amount of high-pressure refrigerant from the compression chamber to the back of the scroll. This optimal separation of lower- and higher-pressure sides within the compression chamber boosts seasonal efficiency delivering a 15% increase in efficiency.

The VRV IV+ also uses a four-side heat exchanger with a new capillary design for optimised refrigerant distribution, providing the smoothest performance in any system loading.

The VRV IV+ delivers 15% higher average SEER. On an 8HP system, the SEER is as much as 38% higher with indoor ducts and 41% higher with indoor cassettes. In heating mode, the VRV IV+ delivers 13% higher SCOP on average, or 16% higher SCOP for an 8HP unit with indoor ducts.

VRV IV+ offers:

- › 15% increased cooling efficiency, and 13% increased heating efficiency compared with current models
- › Compliance with the 2021 ENER Lot 21 EcoDesign Directive standards
- › Completely redesigned compressor, fully optimised to ensure high performance at part loads
- › Improved refrigerant distribution, delivering smoothest performance yet
- › Fully compatibility with all Daikin controllers
- › Heat recovery, heat pump, replacement and high ambient versions



Climate360^{NET}

Activate

Fixed-cost installation and aftercare. For security that lasts.

At Daikin, we're the only air-conditioning manufacturer in the industry that also produces refrigerant gas, via Daikin Chemicals. So if you're looking for security of refrigerant supply, we're uniquely placed to help.

Our **Climate360 Activate** service includes initial refrigerant supply, system charging and commissioning assistance, all for a flat rate – giving you total transparency and helping with that all-important budget.

It also ensures the supply of both reclaimed R410A (to AHR700 standards) and virgin R-32* refrigerant at a fixed rate, for hassle-free protection from fluctuating prices.

*Supply of virgin R-32 will be available soon

VRV system size	Standard service	
	Ex-VAT price (non-discountable) per system	Daikin material code
Size 4 to size 16 horsepower (inclusive)	£891.00	UK.FS/VRV/CTS4-16
Size 18 to size 24 horsepower (inclusive)	£1,341.00	UK.FS/VRV/CTS18-24
Size 26 horsepower and above	£1,791.00	UK.FS/VRV/CTS26-54
Service includes		
Daikin service on site to assist with refrigerant system commissioning	Yes	
All refrigerant required to cover trim charge for installation	Yes	

Why Climate360 Activate?

- We'll supply your R410A refrigerant, charge your system, commission your control systems on site, and carry out operation testing and validation – all for one cost-saving flat fee
- Commissioning and setup support for R-32 VRV systems
- Stable refrigerant prices mean you can plan your budgets more effectively, for a prosperous tomorrow
- The refrigerant we supply is reclaimed and certified to AHRI700 standard. So you can expect identical quality and performance as virgin refrigerant, but with a lower environmental impact – and zero impact on F-gas quota

Simply ask us to include this package in your VRV quote, then decide later if it's the best option for you.

Protect yourself.

Ask us for your personalised quote today.

Climate360^{NET} Service

By choosing Climate360 Service, you gain so much more value than even our high-quality technology alone can offer. You'll gain complete lifecycle management for your chosen system, a more environmentally responsible addition to your portfolio and guaranteed performance for years to come.

Whether you're a consultant looking to specify a reliable product for your client, or a corporate client who needs a transparent, all-inclusive service package – you're in safe hands with Daikin for the lifetime* of any system we install.

From a **guaranteed lifetime* supply of reclaimed refrigerant****, to **remote monitoring and maintenance** that maximises performance, and minimises cost.



When you choose our **Enhanced Service package**, not only will you benefit from a boosted **10-year warranty** on every Daikin VRV unit, you'll benefit from long-term peace of mind, too.

We'll include annual energy reports as standard, so you can keep an eye on running costs and ensure your unit keeps running as expected. Plus, with our remote monitoring and commissioning service included too, it's the perfect boost for long-term reassurance.

* Up to 15 years

** Available through our Ultimate Service package



In an uncertain and risky economy, the **Ultimate Service package** including lifetime* warranty protects businesses from the unexpected costs of unplanned repairs and breakdowns.

Instead, you'll have total confidence, backed by our remote monitoring service, annual energy reports and diagnosis and troubleshooting packages. Our refrigerant supply and Climate360 Reclaim packages are also included as standard, supported by quality service from Daikin.

Plus, we offer the **industry's longest warranty terms – up to 15 years**, for true end-to-end lifecycle management.

What's included?

	Enhanced Service	Ultimate Service
Project Support***	£	✓
Climate360 ^{NET} Activate***	✓	✓
Remote monitoring	✓	✓
Diagnosis and troubleshooting	£	✓
Annual energy report	✓	✓
Service maintenance	✓	✓
Warranty	✓ 10 years	✓ 15 years
Spare parts	£ Wear and tear	✓
Climate360 ^{NET} Reclaim	£	✓
Refrigerant gas supply****	£	✓
Equipment recovery	£	✓



Available from Daikin at an extra cost, please ask your Daikin Account Manager for more details.



Included as part of your customer's Climate360 Service package.



Customers choosing the Enhanced Service option with a 10-year warranty must have an annual service maintenance agreement included as part of this option. The service maintenance can be provided, either via a D1/D1+ installer or direct from Daikin.

*** Project Support and Climate360 Activate are prerequisites for the Enhanced and Ultimate Service packages and must be ordered at point of sale (before installation).

**** Refrigerant gas is provided by Daikin during standard service and maintenance activities. If refrigerant gas is required for other reasons (see detailed T&Cs) then refrigerant gas is provided at a fixed £/kg, published at the start of each year.

Our promise to you

- **Always transparent pricing** – no surprises or unexpected bills
- **Guaranteed supply of R410A refrigerant** throughout the lifetime* of your Daikin VRV unit**
- **The environmentally responsible choice**

* Up to 15 years

** Available through our Ultimate Service package

Climate360^{NET} Reclaim

Throughout the lifetime of your installation, there may be times that repairs, maintenance or replacements are required on VRV systems – and ultimately equipment reaches the end of its lifespan. Now, you can minimise the time it takes to recover refrigerant responsibly when you use **Climate360 Reclaim**.

Climate360 Reclaim is a fixed-fee service that saves almost 70% of time and costs when it comes to on-site repair and equipment recovery. What's more, we ensure refrigerant is recovered for reclaiming – all completely hassle free.

To encourage the recovery of refrigerant within the Daikin D1 network of installers, a payment is made into the D1 installers' Business Development Fund based on the quantity of R410A refrigerant reclaimed. For every kilo of refrigerant recovered, a credit is made into the D1 installer's Business Development Fund for the following year.

As a D1 installer, you can also claim the cost of the **Climate360 Reclaim** service from your Business Development Fund by completing a claim online at partner.daikin.co.uk in the usual way, increasing cost savings even further.

How D1 installers can reclaim refrigerant with Daikin and A-Gas Rapid Recovery

- Log onto the Partner portal and click on the 'Reclaim' section in the Resources & Tools tab
- Complete the online order form, giving details of the site and an estimate of the refrigerant type and quantity. The price for the rapid recovery service will depend on the plated volume of refrigerant indicated in the system
- The completed form is automatically sent electronically to A-Gas Rapid Recovery. They'll contact you directly to agree a time and date for the site check (if required) or to go ahead directly with the recovery
- On the day, A-Gas Rapid Recovery will meet your team for a site induction, bringing with them the cylinders needed for the quantity and type of gas on your site
- Set up includes wheeling the reclaim rig into position, rolling out the recovery hose up to 250 feet and connecting recovery lines, before the rapid recovery machine recovers refrigerant at around 34 kilos an hour
- Once all the refrigerant is recovered, the system is sealed and made safe before A-Gas Rapid Recovery pack up and leave
- On completion, a certificate will be emailed to you, recording how much refrigerant has been reclaimed, so you can present it to the site owner

Details of Service offer

Initial contact with customer (following email enquiry)	Within 4 working hours from enquiry being received (office hours 8 am to 5 pm)
Order confirmation of date and time	Following confirmation from A-Gas through phone or email contact
Provision of job site reports and certificate	After the recovery, the certificates will be emailed to you
Service support	Telephone and email support 8:00AM to 5:00PM from A-Gas, with a messaging service outside of these hours. Emails received outside of office hours will be actioned on the next working day
Weekend service	Available on request

Why Climate360 Reclaim?

- Practice more sustainable business, ensuring refrigerant is reclaimed to the highest quality standards for reuse, as well as saving time and money
- It's quick, easy and cost effective to recover refrigerant, as the equipment used by our partner, A-Gas Rapid Recovery, is able to reclaim 34kg of refrigerant per hour
- Compared with the cost of renting cylinders for recovering refrigerant, returning used refrigerant to the wholesaler and labour, it costs less than a third as much to Climate360 Reclaim instead
- The service can be arranged for all refrigerants – including R-32, R410A, R407C and many more – and the refrigerant is guaranteed to be recovered securely and reclaimed to AHRI700 standard for future use

Pricing schedule

The pricing is per visit based on the total F-Gas quantity that is recovered on site.

Material	KG gas collected	Trade Price
UK.RRSMALL	<20 Kg	£265.00
UK.RRMEDIUM	21-100 Kg	£295.00
UK.RRLARGE	101-200 Kg	£390.00
UK.RRWEEKEND	Weekend call out additional surcharge (per visit)	£150.00

For recovery projects of more than 201 Kg, the total price will be made as a combination of the above charges, e.g. 250 Kg would be £295+£390=£685 total, or please contact Daikin direct for a quote.

COMING
SOON

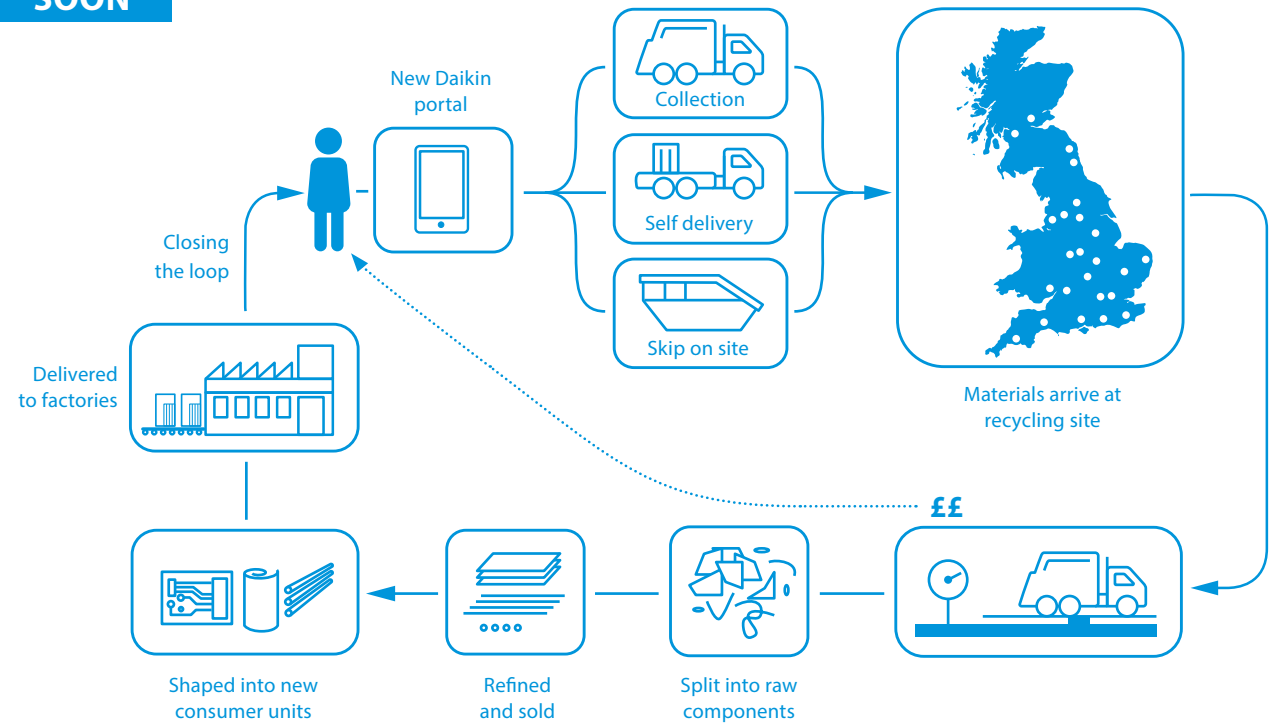
Fully close the loop and earn funds to develop your business

To truly close the loop on your installations, you need to consider the full lifetime of the HVAC equipment – from raw material to raw material. And now, thanks to **Climate360 Recycle**, you can take the most responsible, sustainable and rewarding approach to the recycling of those products.

Climate360 Recycle is an easy way for you to recycle your Daikin VRV equipment and earn Business Development Fund credits in the process. In conjunction with our partner, you can easily dispose of old equipment with the certainty that everything will be properly recycled and returned to the circular process as raw material.

To add to the benefits, whenever you register your equipment for recycling via a new Daikin portal, you'll become eligible for cashback in the form of Business Development Fund credits, to be used to help you grow your business further.

How will it work in practice?



Why Climate360 Recycle?

- Fully close the loop on your installations, knowing that old HVAC equipment is being responsibly recycled and returned as usable raw materials
- You can recycle in the way that suits you best, choosing to return equipment for recycling yourself, using an on-site skip, or arranging for collection
- When you register HVAC equipment for recycling via the Daikin portal, you'll be eligible for business development funds, based on the quantity of material being recycled, to be reinvested into the growth of your business

R-410A

FXFQ-B

Roundflow Cassette

**Notes:**

- i) Cassette prices include standard decoration panel - self cleaning panel available as an accessory item
- ii) BYCQ140E = pure white panel with grey louvres, BYCQ140EW = pure white standard panel with white louvres, BYCQ140EGF = Pure white auto cleaning panel with fine filter. The BYCQ140EW has white insulations. Be informed that formations of dirt on white insulation is visibly stronger & that it is consequently not advised to install the decoration panel in environments exposed to concentrations of dirt
- iii) For accessories please refer to pages 170 - 180

Indoor Units			FXFQ20B	FXFQ25B	FXFQ32B	FXFQ40B	FXFQ50B	FXFQ63B	FXFQ80B	FXFQ100B	FXFQ125B
Capacity	UK Total Cooling	kW	1.80	2.30	2.90	3.60	4.50	5.70	7.20	9.00	11.30
	UK Sensible Cooling	kW	1.60	1.90	2.60	3.00	3.60	4.60	5.80	6.90	8.60
	Nominal Cooling	kW	2.20	2.80	3.60	4.50	5.60	7.10	9.00	11.20	14.00
	Nominal Heating	kW	2.50	3.20	4.00	5.00	6.30	8.00	10.00	12.50	16.00
Air Flow Rate	High	m ³ /sec	0.208	0.208	0.208	0.227	0.250	0.275	0.380	0.442	0.550
	Nom	m ³ /sec	0.177	0.177	0.177	0.193	0.213	0.225	0.293	0.325	0.442
	Low	m ³ /sec	0.147	0.147	0.147	0.158	0.175	0.175	0.207	0.207	0.332
Dimensions	Height x Width x Depth	mm	204x840x840	204x840x840	204x840x840	204x840x840	204x840x840	204x840x840	246x840x840	246x840x840	288x840x840
Weight		kg	19	19	19	20	21	21	24	24	26
Standard Decoration Panels	Model		Roundflow BYCQ140E white (standard panel) / Roundflow BYCQ140EB black								
	Colour		Pure White (RAL 9010) / Black (RAL9005)								
	Dimensions H x W x D	mm	50x950x950	50x950x950	50x950x950	50x950x950	50x950x950	50x950x950	50x950x950	50x950x950	50x950x950
	Weight	kg	5.5	5.5	5.5	5.5	5.5	5.5	5.5	5.5	5.5
Fully White Decoration Panel	Model		Roundflow with white louvres BYCQ140EW								
	Colour		Pure White (RAL 9010)								
	Dimensions H x W x D	mm	50x950x950	50x950x950	50x950x950	50x950x950	50x950x950	50x950x950	50x950x950	50x950x950	50x950x950
	Weight	kg	5.5	5.5	5.5	5.5	5.5	5.5	5.5	5.5	5.5
Self Cleaning Decoration Panels	Model		Roundflow self-cleaning BYCQ140EGF white / Roundflow self-cleaning BYCQ140EGFB black								
	Colour		Pure White (RAL 9010) / Black (RAL9005)								
	Dimensions H x W x D	mm	130x950x950	130x950x950	130x950x950	130x950x950	130x950x950	130x950x950	130x950x950	130x950x950	130x950x950
	Weight	kg	10.3	10.3	10.3	10.3	10.3	10.3	10.3	10.3	10.3
Electrical Details	Running Current	amps	0.3	0.3	0.3	0.3	0.4	0.4	0.6	0.8	1.3
	Power Supply	Phase / Hz / V	1 / 50 / 230	1 / 50 / 230	1 / 50 / 230	1 / 50 / 230	1 / 50 / 230	1 / 50 / 230	1 / 50 / 230	1 / 50 / 230	1 / 50 / 230
	Fuse Rating	amps	6	6	6	6	6	6	6	6	6
Sound Level	Sound Pressure	High	dBA	31.0	31.0	31.0	33.0	33.0	35.0	38.0	43.0
		Nom	dBA	29.0	29.0	29.0	31.0	31.0	33.0	34.0	37.0
		Low	dBA	28.0	28.0	28.0	29.0	29.0	30.0	30.0	36.0
	Sound Power		dBA	49	49	49	51	51	53	55	60
			dBA	49	49	49	51	51	53	55	61
Piping Connections	Liquid	inch (mm)	1/4 (6.4)	1/4 (6.4)	1/4 (6.4)	1/4 (6.4)	1/4 (6.4)	3/8 (9.5)	3/8 (9.5)	3/8 (9.5)	3/8 (9.5)
	Gas	inch (mm)	1/2 (12.7)	1/2 (12.7)	1/2 (12.7)	1/2 (12.7)	1/2 (12.7)	5/8 (15.9)	5/8 (15.9)	5/8 (15.9)	5/8 (15.9)
Trade Unit Price			£1,158.00	£1,181.00	£1,208.00	£1,304.00	£1,368.00	£1,443.00	£1,538.00	£1,669.00	£2,079.00

R-410A

FXZQ-A

600x600 Fully Flat Cassette

**Notes:**

- i) Cassette prices include Fully Flat decoration panel in fresh white. Other colour panels available on request.
- ii) Dimensions include control box
- iii) For accessories please refer to pages 170 - 180

Indoor Units			FXZQ15A	FXZQ20A	FXZQ25A	FXZQ32A	FXZQ40A	FXZQ50A
Capacity	UK Total Cooling	kW	1.40	1.80	2.30	2.90	3.60	4.50
	UK Sensible Cooling	kW	1.30	1.50	1.80	2.10	2.90	3.60
	Nominal Cooling	kW	1.70	2.20	2.80	3.60	4.50	5.60
	Nominal Heating	kW	1.90	2.50	3.20	4.00	5.00	6.30
Air Flow Rate	High	m ³ /sec	0.142	0.145	0.150	0.167	0.192	0.242
	Nom	m ³ /sec	0.117	0.125	0.133	0.142	0.158	0.208
	Low	m ³ /sec	0.108	0.108	0.108	0.117	0.133	0.167
Dimensions (with Decoration Panel)	HxWxD	mm	260 (306) x 575 (620) x 575 (620)					
Weight (with Decoration Panel)		kg	15.5 (18.3)	15.5 (18.3)	15.5 (18.3)	16.5 (19.3)	16.5 (19.3)	18.5 (21.3)
Decoration Panel			Fully Flat in white (N9.5) BYFQ60CW (standard panel)					
Dimensions		mm	46 x 620 x 620	46 x 620 x 620	46 x 620 x 620	46 x 620 x 620	46 x 620 x 620	46 x 620 x 620
Weight		kg	2.8	2.8	2.8	2.8	2.8	2.8
Decoration Panel			Fully Flat in white (N9.5) BYFQ60CS (silver panel)					
Dimensions		mm	46 x 620 x 620	46 x 620 x 620	46 x 620 x 620	46 x 620 x 620	46 x 620 x 620	46 x 620 x 620
Weight		kg	2.8	2.8	2.8	2.8	2.8	2.8
Decoration Panel			Old style panel BYFQ60B3 (White RAL9010)					
Dimensions		mm	55 x 700 x 700	55 x 700 x 700	55 x 700 x 700	55 x 700 x 700	55 x 700 x 700	55 x 700 x 700
Weight		kg	2.7	2.7	2.7	2.7	2.7	2.7
Electrical Details	Running Current	amps	0.3	0.3	0.3	0.4	0.4	0.6
	Power Supply	Phase / Hz / V	1 / 50 / 230	1 / 50 / 230	1 / 50 / 230	1 / 50 / 230	1 / 50 / 230	1 / 50 / 230
	Fuse Rating	amps	6	6	6	6	6	6
Sound Level	Sound Pressure	High	dBA	31.5	32.0	33.0	33.5	37.0
		Nom	dBA	28.0	29.5	30.0	30.0	32.0
		Low	dBA	25.5	25.5	25.5	26.0	28.0
	Sound Power		dBA	49	49	50	51	54
			dBA	49	49	50	51	54
Piping Connections	Liquid	inch (mm)	1/4 (6.4)	1/4 (6.4)	1/4 (6.4)	1/4 (6.4)	1/4 (6.4)	1/4 (6.4)
	Gas	inch (mm)	1/2 (12.7)	1/2 (12.7)	1/2 (12.7)	1/2 (12.7)	1/2 (12.7)	1/2 (12.7)
Trade Unit Price			£1,101.00	£1,127.00	£1,152.00	£1,172.00	£1,261.00	£1,384.00

R-410A

FXCQ-A

2 Way Blow Cassette

**Notes:**

- i) Cassette prices include decoration panel
ii) For accessories please refer to pages 170 - 180

Indoor Units			FXCQ20A	FXCQ25A	FXCQ32A	FXCQ40A	FXCQ50A	FXCQ63A	FXCQ80A	FXCQ125A
Capacity	UK Total Cooling	kW	1.8	2.3	2.9	3.6	4.5	5.7	7.2	11.3
	UK Sensible Cooling	kW	1.7	2	2.3	2.9	3.5	4.9	5.7	8.7
	Nominal Cooling	kW	2.2	2.8	3.6	4.5	5.6	7.1	9.0	14.0
	Nominal Heating	kW	2.5	3.2	4.0	5.0	6.3	8.0	10.0	16.0
Air Flow Rate	High	m³/sec	0.175	0.192	0.192	0.200	0.250	0.267	0.433	0.533
	Nom	m³/sec	0.150	0.158	0.158	0.175	0.217	0.233	0.375	0.458
	Low	m³/sec	0.125	0.133	0.133	0.142	0.175	0.192	0.308	0.375
Dimensions (with Decoration Panel)	Height	mm	305 (360)	305 (360)	305 (360)	305 (360)	305 (360)	305 (360)	305 (360)	305 (360)
	Width	mm	775 (1070)	775 (1070)	775 (1070)	775 (1070)	990 (1285)	990 (1285)	1445 (1740)	1445 (1740)
	Depth	mm	620 (700)	620 (700)	620 (700)	620 (700)	620 (700)	620 (700)	620 (700)	620 (700)
Weight (with Decoration Panel)			19 (29)	19 (29)	19 (29)	19 (29)	22 (33)	25 (36)	33 (46)	38 (51)
Decoration Panel			BYBCQ40H	BYBCQ40H	BYBCQ40H	BYBCQ40H	BYBCQ63H	BYBCQ63H	BYBCQ125H	BYBCQ125H
Electrical Details	Running Current	amps	0.3	0.3	0.3	0.3	0.4	0.5	0.6	1.1
	Power Supply	Phase / Hz / V	1 / 50 / 230	1 / 50 / 230	1 / 50 / 230	1 / 50 / 230	1 / 50 / 230	1 / 50 / 230	1 / 50 / 230	1 / 50 / 230
	Fuse Rating	amps	6	6	6	6	6	6	6	6
Sound Level	Sound Pressure	High	dBA	32.0	34.0	34.0	36.0	37.0	39.0	42.0
		Nom	dBA	30.0	31.0	32.0	33.0	35.0	37.0	38.0
		Low	dBA	28.0	29.0	30.0	31.0	31.0	32.0	33.0
	Sound Power	dBA	48.0	50.0	50.0	52.0	53.0	55.0	58.0	62.0
Piping Connections	Liquid	inch (mm)	1/4 (6.4)	1/4 (6.4)	1/4 (6.4)	1/4 (6.4)	1/4 (6.4)	3/8 (9.5)	3/8 (9.5)	3/8 (9.5)
	Gas	inch (mm)	1/2 (12.7)	1/2 (12.7)	1/2 (12.7)	1/2 (12.7)	1/2 (12.7)	5/8 (15.9)	5/8 (15.9)	5/8 (15.9)
Trade Unit Price			£1,307.00	£1,329.00	£1,341.00	£1,481.00	£1,620.00	£1,682.00	£1,930.00	£2,315.00

R-410A

FXKQ-A

1 Way Blow Corner Cassette

**Notes:**

- i) Cassette prices include decoration panel
ii) For accessories please refer to pages 170 - 180

Indoor Units				FXKQ20A	FXKQ25A	FXKQ32A	FXKQ40A	FXKQ50A	FXKQ63A
Capacity	UK Total Cooling		kW	1.50	2.00	2.50	3.10	3.80	4.90
	UK Sensible Cooling		kW	1.20	1.70	2.00	2.40	2.90	3.70
	Nominal Cooling		kW	2.20	2.80	3.60	4.50	5.60	7.10
	Nominal Heating		kW	2.50	3.20	4.00	5.00	6.30	8.00
Air Flow Rate (Cooling)	High		m³/sec	0.118	0.118	Ma	0.215	0.258	0.358
	Nominal		m³/sec	0.100	0.100	0.122	0.183	0.220	0.283
	Low		m³/sec	0.083	0.083	0.100	0.152	0.183	0.235
Dimensions	Height x Width x Depth		mm	200 x 840 x 470	200 x 840 x 470	200 x 840 x 470	200 x 1240 x 470	200 x 1240 x 470	200 x 1240 x 470
Panel Dimensions	Height x Width x Depth		mm	80 x 950 x 550	80 x 950 x 550	80 x 950 x 550	80 x 1350 x 550	80 x 1350 x 550	80 x 1350 x 550
Decoration Panel				BYK32G	BYK32G	BYK32G	BYK63G	BYK63G	BYK63G
Weight			kg	17.0	17.0	18.0	23.0	23.0	23.0
Electrical Details	Power Supply		Phase / Hz / V	1 / 50 / 230	1 / 50 / 230	1 / 50 / 230	1 / 50 / 230	1 / 50 / 230	1 / 50 / 230
	Max Fuse Amp		amps	6	6	6	6	6	6
Sound Level	Sound Pressure	H / M / L	dBA	36 / 33 / 30	37 / 34 / 31	38 / 35 / 32	40 / 37 / 34	42 / 40 / 37	56 / 53 / 50
	Sound Power	H	dBA	52	53	54	56	58	72
Trade Unit Price (including Decoration Panel)				£1,073.00	£1,224.00	£1,239.00	£1,383.00	£1,419.00	£1,526.00

R-410A

FXSQ-A

Concealed Ceiling Unit (Medium Static)



Notes:

i) For accessories please refer to pages 170 - 180

Indoor Units			FXSQ15A	FXSQ20A	FXSQ25A	FXSQ32A	FXSQ40A	FXSQ50A	FXSQ63A	FXSQ80A	FXSQ100A	FXSQ125A	FXSQ140A
Capacity	UK Total Cooling	kW	1.4	1.8	2.3	2.9	3.6	4.5	5.7	7.2	9.0	11.3	12.9
	UK Sensible Cooling	kW	1.1	1.4	1.8	2.3	2.9	3.6	4.5	5.7	7.2	8.9	10.2
	Nominal Cooling	kW	1.7	2.2	2.8	3.6	4.5	5.6	7.1	9.0	11.2	14.0	16.0
	Nominal Heating	kW	1.9	2.5	3.2	4.0	5.0	6.3	8.0	10.0	12.5	16.0	18.0
Air Flow Rate	High	m³/sec	0.145	0.150	0.150	0.158	0.250	0.253	0.350	0.383	0.533	0.600	0.650
	Nom	m³/sec	0.125	0.125	0.125	0.133	0.208	0.208	0.300	0.325	0.450	0.525	0.567
	Low	m³/sec	0.108	0.108	0.108	0.117	0.183	0.183	0.250	0.267	0.383	0.433	0.467
External Static Pressure	High	Pa	150	150	150	150	150	150	150	150	150	150	150
	Low	Pa	30	30	30	30	30	30	30	40	40	50	50
Dimensions	Height x Width x Depth	mm	245 x 550 x 800	245 x 550 x 800	245 x 550 x 800	245 x 550 x 800	245 x 700 x 800	245 x 700 x 800	245 x 1000 x 800	245 x 1000 x 800	245 x 1400 x 800	245 x 1400 x 800	245 x 1550 x 800
Weight		kg	23.5	23.5	23.5	24.0	28.5	29.0	35.5	36.5	46.0	47.0	51.0
Electrical Details	Running Current	amps	0.7	0.7	0.7	0.7	1.1	1.1	1.5	1.7	2.2	2.4	2.5
	Power Supply	Phase / Hz / V	1 / 50 / 230	1 / 50 / 230	1 / 50 / 230	1 / 50 / 230	1 / 50 / 230	1 / 50 / 230	1 / 50 / 230	1 / 50 / 230	1 / 50 / 230	1 / 50 / 230	1 / 50 / 230
	Fuse Rating	amps	6	6	6	6	6	6	6	6	6	6	6
Sound Level	Sound Pressure	High	dBA	29.5	30.0	30.0	31.0	35.0	35.0	33.0	35.0	36.0	39.0
		Nom	dBA	28.0	28.0	28.0	29.0	32.0	32.0	30.0	32.0	34.0	36.0
		Low	dBA	25.0	25.0	25.0	26.0	29.0	29.0	27.0	29.0	31.0	33.0
	Sound Power	dBA	54.0	54.0	54.0	55.0	60.0	60.0	59.0	61.0	61.0	64.0	64.0
Piping Connections	Liquid	inches (mm)	1/4 (6.4)	1/4 (6.4)	1/4 (6.4)	1/4 (6.4)	1/4 (6.4)	1/4 (6.4)	3/8 (9.5)	3/8 (9.5)	3/8 (9.5)	3/8 (9.5)	3/8 (9.5)
	Gas	inches (mm)	1/2 (12.7)	1/2 (12.7)	1/2 (12.7)	1/2 (12.7)	1/2 (12.7)	1/2 (12.7)	5/8 (15.9)	5/8 (15.9)	5/8 (15.9)	5/8 (15.9)	5/8 (15.9)

Trade Unit Price	£886.00	£913.00	£937.00	£948.00	£1,009.00	£1,052.00	£1,086.00	£1,236.00	£1,370.00	£1,568.00	£1,726.00
------------------	---------	---------	---------	---------	-----------	-----------	-----------	-----------	-----------	-----------	-----------

R-410A

FXMQ-P7

Concealed Ceiling Unit (High Static)



Notes:

i) For accessories please refer to pages 170 - 180

Indoor Units			FXMQ50P7	FXMQ63P7	FXMQ80P7	FXMQ100P7	FXMQ125P7
Capacity	UK Total Cooling	kW	4.5	5.7	7.2	9	11.3
	UK Sensible Cooling	kW	4.1	4.9	6.1	7.3	9.2
	Nominal Cooling	kW	5.6	7.1	9.0	11.2	14
	Nominal Heating	kW	6.3	8.0	10.0	12.5	16
Air Flow Rate	High	m³/sec	0.300	0.325	0.417	0.533	0.650
	Nom	m³/sec	0.275	0.297	0.375	0.458	0.558
	Low	m³/sec	0.250	0.267	0.333	0.383	0.467
External Static pressure	High	Pa	200	200	200	200	200
	Low	Pa	100	100	100	100	100
Dimensions	Height x Width x Depth	mm	300 x 1000 x 700	300 x 1000 x 700	300 x 1000 x 700	300 x 1400 x 700	300 x 1400 x 700
Weight		kg	35	35	35	46	46
Electrical Details	Running Current	amps	1.4	1.4	1.7	2.3	2.9
	Power Supply	Phase / Hz / V	1 / 50 / 230	1 / 50 / 230	1 / 50 / 230	1 / 50 / 230	1 / 50 / 230
	Fuse Rating	amps	6	6	6	6	6
Sound Level	Sound Pressure	High	dBA	41.0	42.0	43.0	44.0
		Nom	dBA	39.0	40.0	41.0	42.0
		Low	dBA	37.0	38.0	39.0	40.0
	Sound Power	dBA	61.0	64.0	67.0	65.0	70.0
Piping Connections	Liquid	inch (mm)	1/4 (6.4)	3/8 (9.5)	3/8 (9.5)	3/8 (9.5)	3/8 (9.5)
	Gas	inch (mm)	1/2 (12.7)	5/8 (15.9)	5/8 (15.9)	5/8 (15.9)	5/8 (15.9)

Trade Unit Price	£1,623.00	£1,702.00	£1,787.00	£1,983.00	£2,266.00
------------------	-----------	-----------	-----------	-----------	-----------

R-410A**FXDQ-A3**

Slim Concealed Ceiling Unit



Notes:


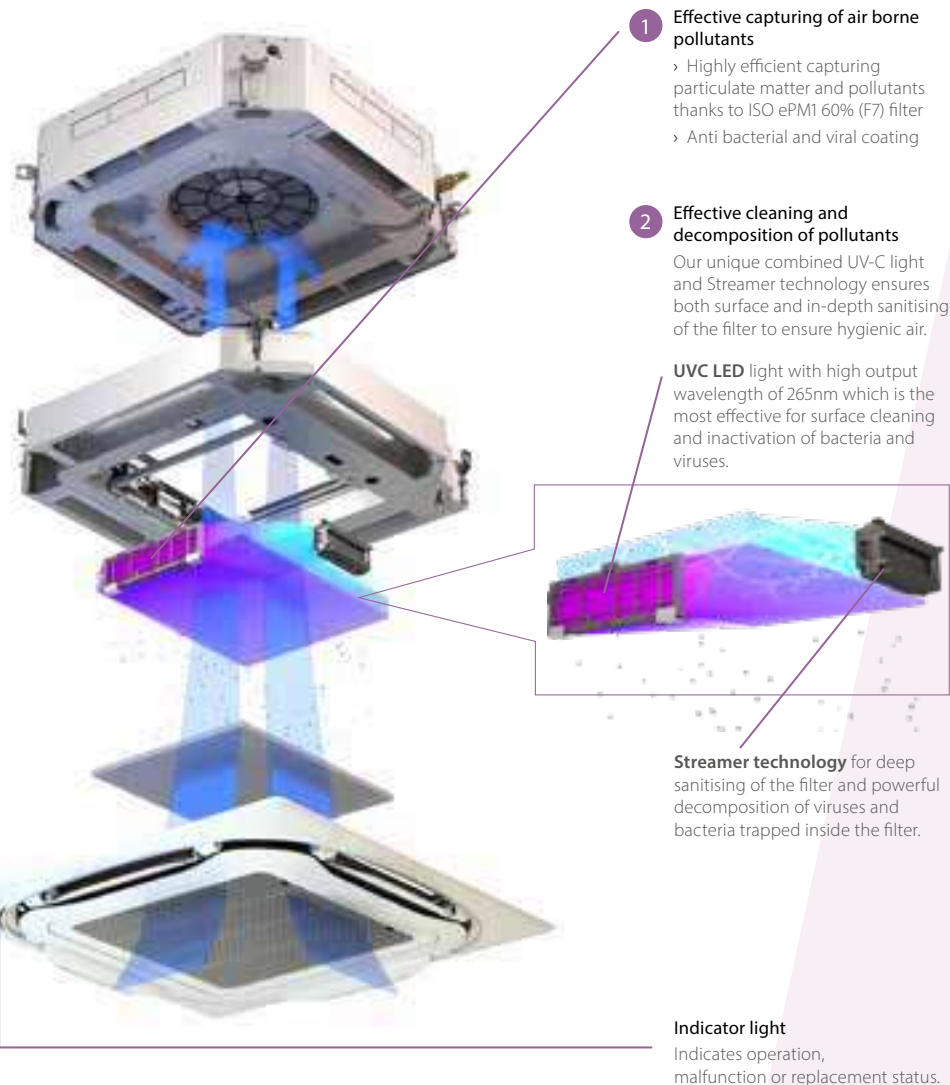
- i) For accessories please refer to pages 170 - 180
- ii) Fan coils supplied as standard with factory fitted filter

Indoor Units			FXDQ15A3	FXDQ20A3	FXDQ25A3	FXDQ32A3	FXDQ40A3	FXDQ50A3	FXDQ63A3
Capacity	UK Total Cooling	kW	1.4	1.8	2.3	2.9	3.6	4.5	5.7
	UK Sensible Cooling	kW	1.3	1.6	1.9	2.2	2.8	3.5	4.3
	Nominal Cooling	kW	1.7	2.2	2.8	3.6	4.5	5.6	7.1
	Nominal Heating	kW	1.9	2.5	3.2	4.0	5.0	6.3	8.0
Air Flow Rate	High	m³/sec	0.125	0.133	0.133	0.133	0.175	0.208	0.275
	Nom	m³/sec	0.117	0.120	0.120	0.120	0.158	0.183	0.242
	Low	m³/sec	0.107	0.107	0.107	0.107	0.142	0.167	0.217
External Static Pressure	High	Pa	30	30	30	30	44	44	44
	Low	Pa	10	10	10	10	15	15	15
Dimensions	Height x Width x Depth	mm	200 x 750 x 620	200 x 750 x 620	200 x 750 x 620	200 x 750 x 620	200 x 950 x 620	200 x 950 x 620	200 x 1150 x 620
Weight		kg	22	22	22	22	26	26	29
Electrical Details	Running Current	amps	0.4	0.4	0.4	0.4	0.5	0.5	0.6
	Power Supply	Phase / Hz / V	1 / 50 / 230	1 / 50 / 230	1 / 50 / 230	1 / 50 / 230	1 / 50 / 230	1 / 50 / 230	1 / 50 / 230
	Fuse Rating	amps	6	6	6	6	6	6	6
Sound Level	Sound Pressure	High dBA	32.0	33.0	33.0	33.0	34.0	35.0	36.0
		Nom dBA	31.0	31.0	31.0	31.0	32.0	33.0	34.0
		Low dBA	27.0	27.0	27.0	27.0	28.0	29.0	30.0
	Sound Power	dBA	50.0	51.0	51.0	51.0	52.0	53.0	54.0
Piping Connections	Liquid	inch (mm)	1/4 (6.4)	1/4 (6.4)	1/4 (6.4)	1/4 (6.4)	1/4 (6.4)	1/4 (6.4)	3/8 (9.5)
	Gas	inch (mm)	1/2 (12.7)	1/2 (12.7)	1/2 (12.7)	1/2 (12.7)	1/2 (12.7)	1/2 (12.7)	5/8 (15.9)
Trade Unit Price			£858.00	£885.00	£912.00	£922.00	£982.00	£1,022.00	£1,053.00



UV Streamer for Roundflow Cassette

Daikin's unique **Catch & Clean** approach includes an ISO ePM1 60% filter, UV-C light and Streamer technology



Our UV Streamer Kit offers you the solution:

- Purifies the air of pollutants such as viruses, bacteria, fine dust (PM1), odours, allergens, etc. ensuring a healthy and hygienic indoor environment
- Unique catch & clean approach includes an ISO ePM1 60% (F7) filter, UV-C light and Streamer technology
- Thanks to the large air flow rate of the Roundflow cassette, clean air can be quickly delivered to every corner of your space
- Can be **retrofitted** into existing installations
- Can be used with BYCQ140E and BYCQ140EW decoration panels

Model	BAEF125AWB	
Power Supply	1Ph, 220-240V, 50/60Hz	
Dimensions (H x W x D)	mm	100 x 840 x 840
Weight	kg	12
Compatible decoration panels	BYCQ140E/BYCQ140EW *	
Filter Efficiency	ePM1 60% @ISO16890 (F7)	
Replacement Interval	Pleated filter (BAF55A125): every year Flash streamer device: every 7 years UV-C LED: every 7 years	
Trade price	£536.00	

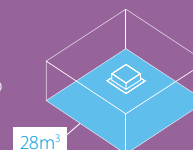
99.9%
of viruses removed
in 30 minutes, thanks
to Daikin's unique
Catch & Clean
approach

Tested at Intertek

Results based on tests performed in the laboratories of Intertek, in a 28m³ room. Daikin's Roundflow cassette (FXFQ125B) removes more than 99.9% of enveloped viruses such as Corona viruses.

* Additional details regarding this function can be found in the unit technical manual.

Tested according to
real life sized room



Easyzone - Air Cooling and Heating System

The Easyzone system offers a low installation cost and versatile way to control the temperature of multiple spaces from a single ducted fan coil as part of a Split, Sky Air or VRV system.

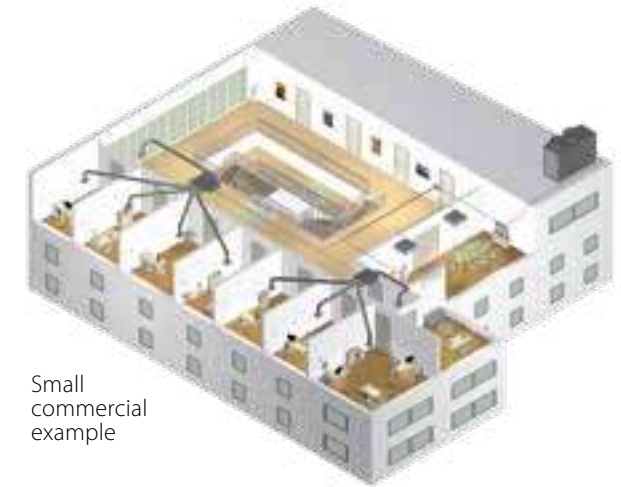
The system consists of an adaptor that fits onto the ducted fan coil, which has between two and eight round duct adaptors depending on how many rooms you want to supply. Each adaptor has its own motorised damper controlling the volume of conditioned air delivered to the space, enabling individual temperature control in each room.

The system must have BRC1H*Madoka remote controller. The first room can then have a Bluezero or wired Think controller. Each subsequent room can then have either a wired or wireless Lite, Think or Bluezero controller.

Easyzone is available for the following fan coils:

Model	Class										
FXSQ-A	15	20	25	32	40	50	63	80	100	125	140
FXDQ-A3		20	25	32	40	50	63				
FBA-A(9)				35		50	60	71	100	125	140
FDXM-F9			25	35		50	60				

Easyzone kit Part Number	Plenum size	No of ducts	Duct size mm	Compatible models	Trade Price
AZEZ6DAIST07XS2	Standard	2	200	FXSQ15A FXSQ20A FXSQ25A FXSQ32A	£1,096.00
AZEZ6DAIST07XS3	Standard	3	200	FXSQ15A FXSQ20A FXSQ25A FXSQ32A	£1,179.00
AZEZ6DAIST07S2	Standard	2	200	FBA35A9 FBA50A9 FXSQ40A FXSQ50A	£1,096.00
AZEZ6DAIST07S3	Standard	3	200	FBA35A9 FBA50A9 FXSQ40A FXSQ50A	£1,179.00
AZEZ6DAIST07S4	Standard	4	200	FBA35A9 FBA50A9 FXSQ40A FXSQ50A	£1,260.00
AZEZ6DAIST07M4	Standard	4	200	FBA60A9 FBA71A9 FXSQ63A FXSQ80A	£1,260.00
AZEZ6DAIST07M5	Standard	5	200	FBA60A9 FBA71A9 FXSQ63A FXSQ80A	£1,405.00
AZEZ6DAIST07M6	Standard	6	200	FBA60A9 FBA71A9 FXSQ63A FXSQ80A	£1,609.00
AZEZ6DAIST07L5	Standard	5	200	FBA100A FBA125A FBA140A FXSQ100A FXSQ125A	£1,405.00
AZEZ6DAIST07L6	Standard	6	200	FBA100A FBA125A FBA140A FXSQ100A FXSQ125A	£1,609.00
AZEZ6DAIST07L7	Standard	7	200	FBA100A FBA125A FBA140A FXSQ100A FXSQ125A	£1,702.00
AZEZ6DAIST07L8	Standard	8	200	FBA100A FBA125A FBA140A FXSQ100A FXSQ125A	£1,792.00
AZEZ6DAIST07XL7	Standard	7	200	FXSQ140A	£1,702.00
AZEZ6DAIST07XL8	Standard	8	200	FXSQ140A	£1,792.00
AZEZ6DAIBS07XS2	Medium	2	200	FXSQ15A FXSQ20A FXSQ25A FXSQ32A	£1,096.00
AZEZ6DAIBS07XS3	Medium	3	200	FXSQ15A FXSQ20A FXSQ25A FXSQ32A	£1,179.00
AZEZ6DAIBS07S2	Medium	2	200	FBA35A9 FBA50A9 FXSQ40A FXSQ50A	£1,096.00
AZEZ6DAIBS07S3	Medium	3	200	FBA35A9 FBA50A9 FXSQ40A FXSQ50A	£1,179.00
AZEZ6DAIBS07S4	Medium	4	200	FBA35A9 FBA50A9 FXSQ40A FXSQ50A	£1,260.00
AZEZ6DAIBS07S5	Medium	5	200	FBA35A9 FBA50A9 FXSQ40A FXSQ50A	£1,405.00
AZEZ6DAIBS07M3	Medium	3	200	FBA60A9 FBA71A9 FXSQ63A FXSQ80A	£1,179.00
AZEZ6DAIBS07M4	Medium	4	200	FBA60A9 FBA71A9 FXSQ63A FXSQ80A	£1,260.00
AZEZ6DAIBS07M5	Medium	5	200	FBA60A9 FBA71A9 FXSQ63A FXSQ80A	£1,405.00
AZEZ6DAIBS07M6	Medium	6	200	FBA60A9 FBA71A9 FXSQ63A FXSQ80A	£1,609.00
AZEZ6DAIBS07L4	Medium	4	200	FBA100A FBA125A FBA140A FXSQ100A FXSQ125A	£1,260.00
AZEZ6DAIBS07L5	Medium	5	200	FBA100A FBA125A FBA140A FXSQ100A FXSQ125A	£1,405.00
AZEZ6DAIBS07L6	Medium	6	200	FBA100A FBA125A FBA140A FXSQ100A FXSQ125A	£1,609.00
AZEZ6DAIBS07XL5	Medium	5	200	FXSQ140A	£1,405.00
AZEZ6DAIBS07XL6	Medium	6	200	FXSQ140A	£1,609.00
AZEZ6DAISL01S2	Slim	2	150	FDXM25F9 FDXM35F9 FXDQ15A3 FXDQ20A3 FXDQ25A3 FXDQ32A3	£1,139.00
AZEZ6DAISL01S3	Slim	3	150	FDXM25F9 FDXM35F9 FXDQ15A3 FXDQ20A3 FXDQ25A3 FXDQ32A3	£1,225.00
AZEZ6DAISL01M4	Slim	4	150	FXDQ40A3 FXDQ50A3	£1,306.00
AZEZ6DAISL01L5	Slim	5	150	FDXM50F9 FDXM60F9 FXDQ63A3	£1,395.00



Small commercial example



Compact ceiling void for FXDQ-A3 and FDXM-F9



Standard ceiling void for FBA-A(9) and FXSQ-A



AZCE6BLUEZERO



AZCE6THINK



AZCE6LITE



BRC1H52W remote control






Minimum requirements: Daikin Ducted unit from the list above + associated Easyzone kit, 1 x BRC1H*, 1 x AZCE6BLUEZERO Bluezero controller and additional AZCE* controllers per room as required.

Note: EasyZone is not compatible with VRV R-32 ducted indoor units.


Accessories for Easyzone system

Daikin offers a series of new accessories to increase the flexibility and speed of installation of the Easyzone multi-room air conditioning system.



Zone room controllers

Model	Description	Trade Price
 BRC1H52W	Wired touch screen remote controller - White	£123.00
 AZCE6BLUEZEROCB	Main room thermostat (at least 1 required)	£206.00
 AZCE6THINKRB	Additional wireless touch screen room thermostat (Think)	£235.00
 AZCE6LITERB	Additional wireless touch screen room thermostat (Lite)	£185.00
 AZCE6LITECB	Additional wired touch screen room thermostat (Lite)	£148.00

Zone controlling cabling


Model	Description	Trade Price
 AZX6CABLEBUS15	15m of interconnecting cable for Easyzone thermostats	£14.00
AZX6CABLEBUS100	100m of interconnecting cable for Easyzone thermostats	£123.00

Webserver cloud control

Model	Description	Trade Price
 AZX6WSC5GER	PCB mounted Webserver cloud (wireless)	£276.00
 AZX6WSPHUB	Free standing Webserver cloud (wired)	£276.00


N.B. These interfaces cannot be combined with the BACNet or KNX gateways.

BACNet gateway

Model	Description	Trade Price
 AZX6WSPBAC	BACNET gateway	£276.00



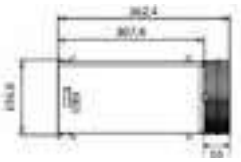
N.B. In addition to a AZX6BACNET per Easyzone unit, a DCM009A51 BACNet Client software is required per Intelligent Touch Manager
This gateway cannot be combined with either Webserver cloud controller or the KNX gateway.

KNX gateway

Model	Description	Trade Price
 AZX6KNXGTWAY	KNX gateway	£276.00

N.B. This interface cannot be combined with either Webserver cloud controller or the BACNet gateway

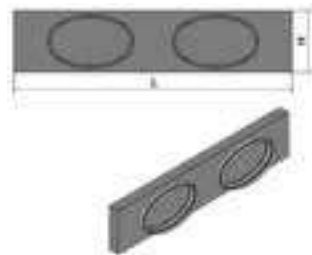
Supply air diffusers and plenum

Model	Description	Trade Price
	RDHV040015BKX Air diffuser - wall	£32.00
	RLQV040015BKX Air diffuser - ceiling	£48.00
	PREJ040015T Plenum for wall & ceiling diffuser	£108.00

Air intake plenums

Designed to perfectly match the return air connection on the Daikin indoor unit, a range of air intake plenums is now available.

Each plenum is provided with a number of Ø250Emm* spigots to ensure adequate airflow is available for correct unit operation.



Model	Description	Compatible FCU	Trade Price
AZCEZDAPR07XS	Standard unit return plenum – XS (1 spigot)	FXSQ15A, FXSQ20A, FXSQ25A, FXSQ32A	£123.00
AZCEZDAPR07S	Standard unit return plenum – S (1 spigot)	FBA35A, FBA50A, FXSQ40A, FXSQ50A	£123.00
AZCEZDAPR07M	Standard unit return plenum – M (2 spigots)	FBA60A, FBA71A, FXSQ63A, FXSQ80A	£140.00
AZCEZDAPR07L	Standard unit return plenum – L (4 spigots)	FBA100A, FBA125A, FBA140A, FXSQ100A, FXSQ125A	£180.00
AZCEZDAPR07XL	Standard unit return plenum - XL (4 spigots)	FXSQ140A	£202.00

N.B. The Ø250Emm connections are elliptical in shape but are equivalent to a Ø250mm circular connection.

Return air diffuser c/w filter and plenum

Model	Description	Trade Price
	Air intake filter slot + filter <u>Fan coil units:</u> FBA35A, FBA50A, FXSQ15A, FXSQ20A, FXSQ25A, FXSQ32A, FXSQ40A, FXSQ50A (1 diffuser Required) <u>Fan coil units:</u> FBA60A, FBA71A, FXSQ63A, FXSQ80A (2 diffusers Required) <u>Fan coil units:</u> FBA100A, FBA125A, FBA140A, FXSQ100A, FXSQ125A, FXSQ140A (4 diffusers Required)	£180.00
	BR500 Air intake plenum for RRFR050050BTX	£243.00

N.B. The Ø250Emm connections are elliptical in shape but are equivalent to a Ø250mm circular connection.

R-410A

FXMQ-A

Concealed Ceiling Unit (Ultra High Static)



Notes:

i) For accessories please refer to pages 170 - 180

Indoor Units			FXMQ200A	FXMQ250A
Capacity	UK Total Cooling	kW	18.0	22.5
	UK Sensible Cooling	kW	14.9	18.5
	Nominal Cooling	kW	22.4	28.0
	Nominal Heating	kW	25.0	31.5
Air Flow Rate (Cooling)	High	m³/sec	1.033	1.233
	Nom	m³/sec	0.800	1.067
	Low	m³/sec	0.683	0.867
External Static pressure	High	Pa	250	250
	Nom	Pa	150	150
Dimensions	Height x Width x Depth	mm	1143 x 1572 x 470	1143 x 1572 x 470
Weight		kg	105	115
Electrical Details	Power Supply	Phase / Hz / V	1 / 50 / 230	1 / 50 / 230
	Fuse Rating	amps	6	6
Sound Level (Cooling)	Sound Pressure	High dBA	48.0	48.0
		Medium dBA	46.5	46.5
		Low dBA	45.0	45.0
	Sound Power (high)	dBA	75.0	76.0
Piping Connections	Liquid	inch (mm)	3/8 (9.5)	3/8 (9.5)
	Gas	inch (mm)	3/4 (19)	7/8 (22.2)
Trade Unit Price			£3,957.00	£4,048.00

R-410A

FXAQ-A

Wall Mounted



Notes:

i) For accessories please refer to pages 170 - 180

Indoor Units			FXAQ15A	FXAQ20A	FXAQ25A	FXAQ32A	FXAQ40A	FXAQ50A	FXAQ63A
Capacity	UK Total Cooling	kW	1.4	1.8	2.3	2.9	3.6	4.5	5.7
	UK Sensible Cooling	kW	1.4	1.8	2.0	2.4	3.3	3.7	4.6
	Nominal Cooling	kW	1.7	2.2	2.8	3.6	4.5	5.6	7.1
	Nominal Heating	kW	1.9	2.5	3.2	4.0	5.0	6.3	8.0
Air Flow Rate	High	m³/sec	0.140	0.152	0.157	0.163	0.203	0.240	0.305
	Low	m³/sec	0.117	0.117	0.117	0.117	0.162	0.192	0.225
Dimensions	Height x Width x Depth	mm	290 x 795 x 266	290 x 795 x 266	290 x 795 x 266	290 x 795 x 266	290 x 1050 x 269	290 x 1050 x 269	290 x 1050 x 269
Weight		kg	12	12	12	12	15	15	15
Electrical Details	Running Current	amps	0.3	0.3	0.4	0.4	0.4	0.5	0.7
	Power Supply	Phase / Hz / V	1 / 50 / 230	1 / 50 / 230	1 / 50 / 230	1 / 50 / 230	1 / 50 / 230	1 / 50 / 230	1 / 50 / 230
	Fuse Rating	amps	6	6	6	6	6	6	6
Sound Level	Sound Pressure	High dBA	32.0	33.0	35.0	37.5	37.0	41.0	46.5
		Low dBA	28.5	28.5	28.5	28.5	33.5	35.5	38.5
	Sound Power	dBA	51.0	52.0	53.0	55.0	55.0	58.0	63.0
Piping Connections	Liquid	inch (mm)	1/4 (6.4)	1/4 (6.4)	1/4 (6.4)	1/4 (6.4)	1/4 (6.4)	1/4 (6.4)	3/8 (9.5)
	Gas	inch (mm)	1/2 (12.7)	1/2 (12.7)	1/2 (12.7)	1/2 (12.7)	1/2 (12.7)	1/2 (12.7)	5/8 (15.9)
Trade Unit Price			£670.00	£691.00	£709.00	£717.00	£733.00	£776.00	£855.00

R-410A

FXHQ-A

Ceiling Suspended

**Notes:**

i) For accessories please refer to pages 170 - 180

Indoor Units				FXHQ32A	FXHQ63A	FXHQ100A
Capacity	UK Total Cooling	kW	2.9	5.7	9	
	UK Sensible Cooling	kW	2.3	4.4	6.3	
	Nominal Cooling	kW	3.6	7.1	11.2	
	Nominal Heating	kW	4.0	8.0	12.5	
Air Flow Rate	High	m³/sec	0.233	0.333	0.492	
	Nom	m³/sec	0.200	0.283	0.400	
	Low	m³/sec	0.167	0.233	0.317	
Dimensions	Height x Width x Depth		mm	235 x 960 x 690	235 x 1270 x 690	235 x 1590 x 690
Weight			kg	24	33	39
Electrical Details	Running Current	amps	0.8	0.8	1.7	
	Power Supply	Phase / Hz / V	1 / 50 / 230	1 / 50 / 230	1 / 50 / 230	
	Fuse Rating	amps	6	6	6	
Sound Level	Sound Pressure	High	dBA	36.0	37.0	44.0
		Nom	dBA	34.0	35.0	37.0
		Low	dBA	31.0	34.0	34.0
	Sound Power	dBA	54.0	55.0	62.0	
Piping Connections	Liquid	inch (mm)	1/4 (6.4)	3/8 (9.5)	3/8 (9.5)	
	Gas	inch (mm)	1/2 (12.7)	5/8 (15.9)	5/8 (15.9)	
Trade Unit Price				£1,382.00	£1,530.00	£1,896.00

R-410A

FXUQ-A

Under Ceiling Cassette

**Notes:**

i) For accessories please refer to pages 170 - 180

Indoor Units				FXUQ71A	FXUQ100A
Capacity	UK Total Cooling		kW	6.4	9.0
	UK Sensible Cooling		kW	5.2	7.0
	Nominal Cooling		kW	8.0	11.2
	Nominal Heating		kW	9.0	12.5
Air Flow Rate	High		m³/sec	0.375	0.517
	Nom		m³/sec	0.325	0.433
	Low		m³/sec	0.267	0.350
Dimensions	Height x Width x Depth		mm	198 x 950 x 950	198 x 950 x 950
Weight			kg	26	27
Electrical Details	Running Current		amps	0.6	1.4
	Power Supply		Phase / Hz / V	1 / 50 / 230	1 / 50 / 230
	Fuse Rating		amps	6	6
Sound Level	Sound Pressure	High	dBA	40.0	47.0
		Nom	dBA	38.0	44.0
		Low	dBA	36.0	40.0
	Sound Power		dBA	58.0	65.0
Piping Connections	Liquid		inch (mm)	3/8 (9.5)	3/8 (9.5)
	Gas		inch (mm)	5/8 (15.9)	5/8 (15.9)
Trade Unit Price				£1,912.00	£2,035.00

R-410A

FXLQ-P

Floor Mounted Cased

**Notes:**

i) For accessories please refer to pages 170 - 180

Indoor Units			FXLQ20P	FXLQ25P	FXLQ32P	FXLQ40P	FXLQ50P	FXLQ63P
Capacity	UK Total Cooling	kW	1.8	2.3	2.9	3.6	4.5	5.7
	UK Sensible Cooling	kW	1.5	1.8	2.2	2.7	3.4	4.2
	Nominal Cooling	kW	2.2	2.8	3.6	4.5	5.6	7.1
	Nominal Heating	kW	2.5	3.2	4.0	5.0	6.3	8.0
Air Flow Rate	High	m³/sec	0.117	0.117	0.133	0.183	0.233	0.267
	Low	m³/sec	0.100	0.100	0.100	0.142	0.183	0.200
Dimensions	Height x Width x Depth	mm	600 x 1000 x 232	600 x 1000 x 232	600 x 1140 x 232	600 x 1140 x 232	600 x 1420 x 232	600 x 1420 x 232
Weight		kg	27	27	32	32	38	38
Electrical Details	Running Current	amps	0.3	0.3	0.6	0.6	0.6	0.6
	Power Supply	Phase / Hz / V	1 / 50 / 230	1 / 50 / 230	1 / 50 / 230	1 / 50 / 230	1 / 50 / 230	1 / 50 / 230
	Fuse Rating	amps	6	6	6	6	6	6
Sound Level	Sound Pressure	High dBA	35.0	35.0	35.0	38.0	39.0	40.0
		Low dBA	32.0	32.0	32.0	33.0	34.0	35.0
Piping Connections	Liquid	inch (mm)	1/4 (6.4)	1/4 (6.4)	1/4 (6.4)	1/4 (6.4)	1/4 (6.4)	3/8 (9.5)
	Gas	inch (mm)	1/2 (12.7)	1/2 (12.7)	1/2 (12.7)	1/2 (12.7)	1/2 (12.7)	5/8 (15.9)
Trade Unit Price			£1,059.00	£1,077.00	£1,096.00	£1,137.00	£1,149.00	£1,217.00

R-410A

FXNQ-A

Concealed Floor Standing Unit

**Notes:**

- i) For accessories please refer to pages 170 - 180
 ii) Supplied with removable feet

Indoor Units			FXNQ20A	FXNQ25A	FXNQ32A	FXNQ40A	FXNQ50A	FXNQ63A
Capacity	UK Total Cooling	kW	1.8	2.3	2.9	3.6	4.5	5.7
	UK Sensible Cooling	kW	1.6	1.9	2.2	2.8	3.5	4.3
	Nominal Cooling	kW	2.2	2.8	3.6	4.5	5.6	7.1
	Nominal Heating	kW	2.5	3.2	4.0	5.0	6.3	8
Air Flow Rate	High	m³/sec	0.133	0.133	0.133	0.175	0.208	0.275
	Nom	m³/sec	0.120	0.120	0.120	0.158	0.183	0.242
	Low	m³/sec	0.107	0.107	0.107	0.142	0.167	0.217
External Static Pressure	High	Pa	41	41	42	52	59	55
	Nominal	Pa	10	10	10	15	15	15
Dimensions	Height x Width x Depth	mm	620 x 750 x 200	620 x 750 x 200	620 x 750 x 200	620 x 950 x 200	620 x 950 x 200	620 x 1150 x 200
Weight		kg	23.5	23.5	23.5	27.5	27.5	32.0
Electrical Details	Running Current	amps	0.4	0.4	0.4	0.5	0.5	0.6
	Power Supply	Phase / Hz / V	1 / 50 / 230	1 / 50 / 230	1 / 50 / 230	1 / 50 / 230	1 / 50 / 230	1 / 50 / 230
	Fuse Rating	amps	6	6	6	6	6	6
Sound Level	Sound Pressure	High dBA	30.0	30.0	30.0	32.0	33.0	35.0
		Nom dBA	28.5	28.5	28.5	30.0	31.0	33.0
		Low dBA	27.0	27.0	27.0	28.0	29.0	32.0
	Sound Power	dBA	51.0	51.0	51.0	52.0	53.0	54.0
Piping Connections	Liquid	inch (mm)	1/4 (6.4)	1/4 (6.4)	1/4 (6.4)	1/4 (6.4)	1/4 (6.4)	3/8 (9.5)
	Gas	inch (mm)	1/2 (12.7)	1/2 (12.7)	1/2 (12.7)	1/2 (12.7)	1/2 (12.7)	5/8 (15.9)
Trade Unit Price			£988.00	£1,005.00	£1,025.00	£1,061.00	£1,075.00	£1,141.00

Increased static pressure – up to 59Pa

R-410A

HXY-A8

Hot Water Generation – VRV Heat Pump Systems



HXY-A8

Features and benefits:

- Highly efficient space heating/cooling
- Air to water connection to VRV for applications such as underfloor, AHU and low temperature radiators
- Leaving water temperature range from 5°C to 45°C without electric heater
- Super wide operating range for cold/hot water production from -20°C to +43°C ambient outdoor temperature
- Saves time on system design as all water-side components are fully integrated with direct control over leaving water temperature
- Saves space with contemporary wall hung design
- Requires no gas connection or oil tank

Producing hot water from a heat pump system provides extremely low-cost heating and cooling of water. Temperatures between 5°C to 45°C can be achieved, allowing water temperature control for multiple applications without the need for a separate system.



Indoor unit					HXY080A8	HXY125A8
Cooling capacity	Nom.			kW	8.0	12.5
Heating capacity	Nom.			kW	9.0	14.0
Casing	Colour				White	White
	Material				Precoated sheet metal	
Dimensions	Unit	Height x Width x Depth	mm		890x480x344	890x480x344
Weight	Unit		kg		44	44
Sound pressure level	Nom.			dBA	-	-
Operation range	Heating	Ambient	Min.~Max.	°C	-20~24	-20~24
		Water side	Min.~Max.	°C	25~45	25~45
Refrigerant	Type				R410A	R410A
Refrigerant circuit	Liquid			inch (mm)	3/8 (9.5)	3/8 (9.5)
	Gas			inch (mm)	5/8 (15.9)	5/8 (15.9)
Water circuit	Piping connections diameter			inch	G 1"1/4 (female)	G 1"1/4 (female)
Power supply				Phase / Hz / V	1 / 50 / 230	1 / 50 / 230
Recommended fuses				A	6	6
Trade Unit Price					£2,225.00	£3,118.00

R-410A

HXHD-A8 / HXY-A8

Hot Water Generation – VRV Heat Recovery Systems

Producing hot water from a heat recovery VRV system is one of the most energy-efficient means of providing hot water within a building. We can provide high and low temperature hot water for bathrooms, wash basins, underfloor heating, radiators and even heated water for air handling unit applications.



Using waste heat to provide hot water means you can offer an additional service to your building from the heat recovery VRV system at very low cost.

Features and benefits:

For both low temperature and high temperature

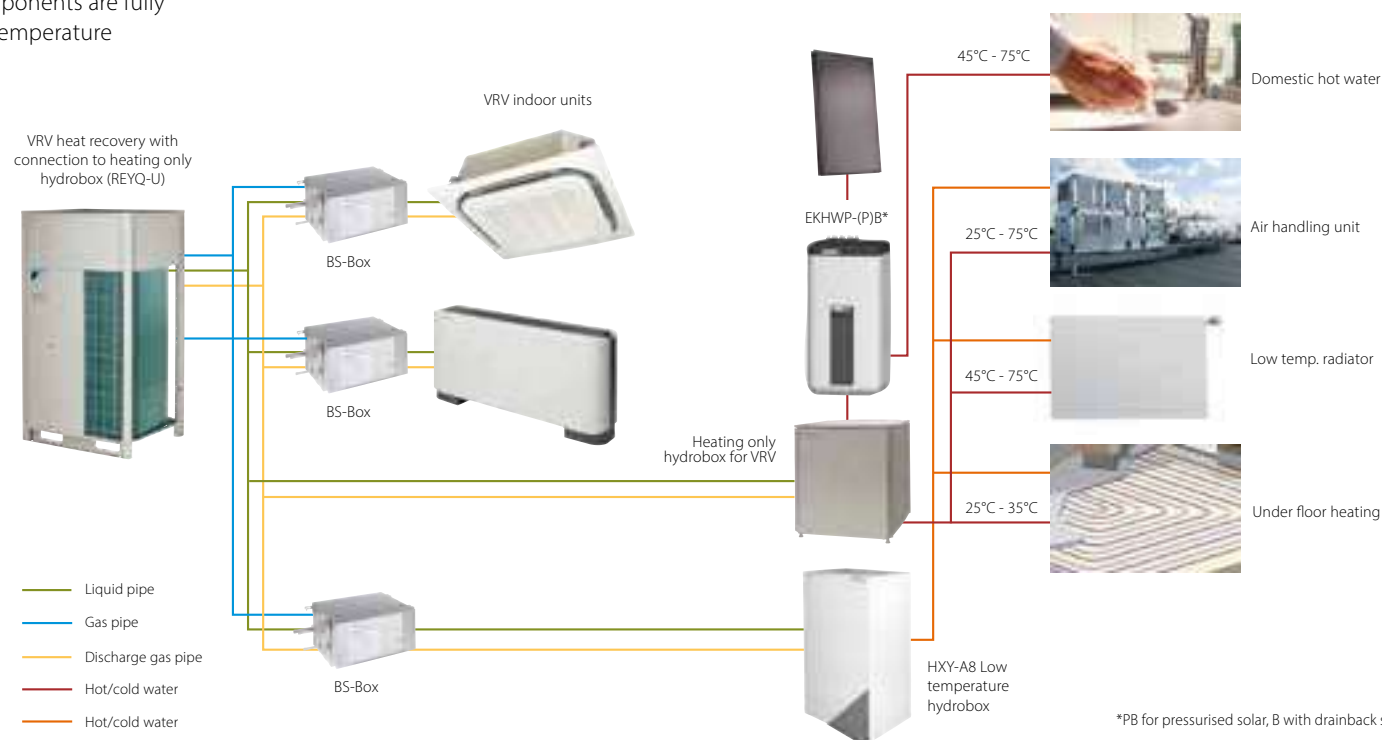
- Uses heat pump technology to produce hot water efficiently, providing up to 17% savings compared with a gas boiler
- Saves time on system design as all water-side components are fully integrated with direct control over leaving water temperature
- Requires no gas connection or oil tank

For low temperature

- Highly efficient space heating/cooling
- Leaving water temperature range from 5°C to 45°C without electric heater
- Super wide operating range for cold/hot water production from -20°C to +43°C ambient outdoor temperature
- Saves space with contemporary wall hung design

For high temperature

- Possibility to connect thermal solar collectors to the domestic hot water tank
- Leaving water temperature range from 25°C to 80°C without electric heater
- Various control possibilities with weather dependent set point or thermostat control



R-410A R-134a

HXHD-A8 / HXY-A8

VRV Heat Recovery Systems Hydrobox



Notes:

- i) Hydroboxes are connectable to the following outdoor series only:
Air Cooled Heat Recovery REYQ-U (see pages 152 - 155)
and Watercooled RWEYQ (see pages 165 - 169)
- ii) Hydroboxes are inclusive of integral expansion vessel, and pump

Indoor unit					HXHD125A8	HXHD200A8	HXY080A8	HXY125A8	
					High Temperature		Low Temperature		
Cooling Capacity	Nom.	kW			-	-	8.0	12.5	
Heating capacity	Nom.	kW			14.0	22.4	9.0	14	
Casing	Colour				Metallic grey	Metallic grey	White	White	
	Material				Precoated sheet metal				
Dimensions	Unit	Height x Width x Depth			mm	705 x 600 x 695	705 x 600 x 695	890 x 480 x 344	890 x 480 x 344
Weight	Unit				kg	92	147	44	44
Sound pressure level	Nom.				dBA	42 (1) / 43 (2)	46 (1) (2)	-	
	Night quiet mode	Level 1			dBA	38 (1)	45 (1)		
Operation range	Heating	Ambient	Min.~Max.	°C	-20~20 / 24 (3)	-20~20 / 24 (3)	-20~24	-20~24	
		Water side	Min.~Max.	°C	25~80	25~80	25~45	25~45	
	Domestic hot water	Ambient	Min.~Max.	°CDB	-20~43	-20~43	-	-	
		Water side	Min.~Max.	°C	45~75	45~75	-	-	
Refrigerant	Type				R-134a	R-134a	R410A	R410A	
Refrigerant circuit	Liquid				inch (mm)	3/8 (9.5)	3/8 (9.5)	3/8 (9.5)	3/8 (9.5)
	Gas				inch (mm)	1/2 (12.7)	5/8 (15.9)	5/8 (15.9)	5/8 (15.9)
Water circuit	Piping connections diameter				inch	G 1" (female)	G 1" (female)	G 1" 1/4 (female)	G 1" 1/4 (female)
	Heating water system	Water volume	Min.~Max.		litres	20~200	20~400	-	-
Power supply	Phase / Hz / V				1 / 50 / 230	3 / 50 / 380~415	1 / 50 / 230	1 / 50 / 230	
Current	Recommended fuses				A	20	16	6	6
Trade Unit Price					£4,126.00	£6,179.00	£2,225.00	£3,118.00	

(1) Sound levels are measured at: EW 55°C; LW 65°C (2) Sound levels are measured at: EW 70°C; LW 80°C (3) Field setting

R-410A


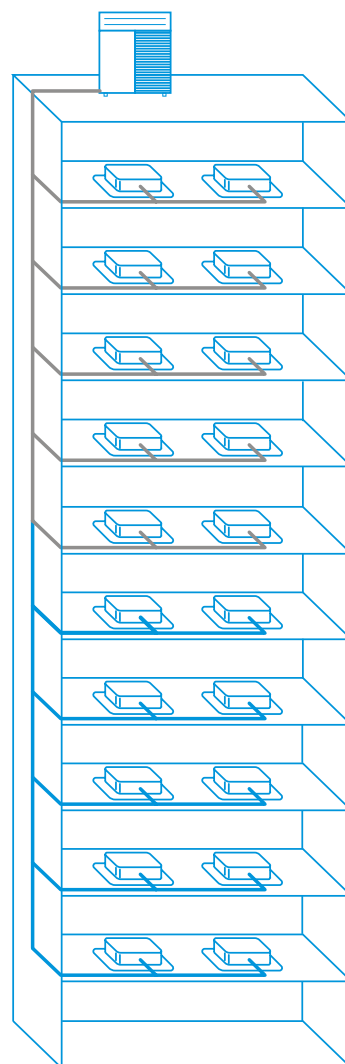
The VRV Total Solution

Many buildings today typically operate entirely separate systems for heating, cooling, refrigeration and hot water. As a result, a huge amount of energy is wasted. VRV technology has been developed into a total solution for heating, cooling, refrigeration, and ventilation to provide a much more efficient alternative.

The VRV total solution

Air conditioning, refrigeration and cooling IT servers can generate waste heat that can be reused to heat and ventilate other areas of the building or to provide hot water for washrooms at a much-reduced cost.

By understanding the whole building's heating and cooling needs at the outset, an integrated climate control solution can be delivered that offers much higher energy efficiency levels, thus reducing the carbon impact of a building. This means that all internal and external conditions must be taken into account in the design of the climate control system.



Extended piping range

- Increased efficiency and versatility
- VRV IV+ Heat Recovery systems allow fan coils to be spread over ten floors on the same system
- It is now possible to have up to 30m height separation between indoor units, allowing even more versatility than ever before, delivering heat recovery between more floors

Piping Rules	Heat Recovery (R410A)	Heat Recovery (R-32)	Heat Pump	Mini Compact	Mini Standard & Mini VRV R-32	Mini Extended	VRVQ	VRV-W
	8-54 hp	8-28 hp	8-54 hp	4, 5, 6 hp	4, 5, 6 hp	8, 10, 12 hp	8-48 hp	8-30 hp
Maximum pipe length from Condenser to furthest indoor unit**	165m	165m	165m	70m	120m	100m	120m	120m
Maximum distance from 1st Refnet joint to furthest fan coil **	90m	90m	90m	40m	40m	40m	40m	90m
Maximum total pipework length (VRV Fan coils)**	1000m	1000m	1000m	300m	300m	300m	300m	300m
Maximum difference from indoor unit to its own refnet	40m	40m	40m	40m	40m	40m	40m	40m
Maximum Height difference between Outdoor and Indoor**	90m	90m	90m	30m	40-50m*	40-50m*	40-50m*	40-50m*
Maximum Height difference between indoor units	30m	30m	30m	15m	15m	15m	15m	30m

Notes:

* 40m if condenser is below indoors - 50m if condenser above indoors

**Not all limitations are shown for every combination of indoor units

***Some limitations will require upsizing of pipes to be achieved

**Some limitations cannot be used together on the same system

**Some limitations require approval

Please contact Daikin UK for more details on pipework design

VRV Services

Strip and Rebuild



Our Strip and Rebuild Service offers you the benefit of time and cost savings. This means that you can have VRV outdoor units delivered to site in portable components, so that they can be transported to the roof without the need for cranes or applying for road closure permissions.

How it works:

- Units are stripped down and packed securely in a purpose-built container
- Units are delivered on-site where the contractor can unload, lift and manoeuvre into place
- The units are then rebuilt, pressure tested, vacuumed and charged with refrigerant ready for connection to the rest of the system

Pricing

Range	Price for Service only (ex-VAT)
REYQ-U/REYA-A	£2,100.00
RYYQ-U/RYYA-A	£2,100.00
RXYSQ/RXYSA	£1,600.00
RXYQQ	£2,100.00
RQEQ	£1,200.00
RZA-D/RXYSA	£2,100.00
ERQ/ERA	£1,500.00

Lead time: 3 weeks

Applicable condensers: All VRV units

Wrapping



Daikin UK's condenser wrapping service is a unique offering in which bespoke patterned vinyl wraps are applied to outdoor condenser units. Vinyl wraps are a popular choice for disguising the look of an outdoor unit or making it into a feature.

How it works:

- Order wrap based on unit size – see price table
- Select unit location
- Photograph backdrop against which the unit is to be placed
- Send image based on high resolution photo
- Daikin will create vinyl to match and send back for confirmation
- Following confirmation the wrapping process will commence
- Delivery 2-3 weeks following approval of the wrap sample

Pricing

Type of condenser	Code	Price (Ex-VAT)
Single fan	UK.SF/VR	£1,104.00
Double fan	UK.DF/VR	£1,187.00
VRV type	UK.VRV/VR	£1,347.00

Prices are not subject to discount and do not include the cost of the unit. For other units such as indoor type price on application.

Lead time: 2-3 weeks from receipt of photo

Applicable units: All outdoor condensers

Painted Units



Customers sometimes require visible units to be less obtrusive, whether for aesthetic or planning reasons. Daikin UK offers a customised service, during which we can repaint our units to any specified RAL or BS finish.

How it works:

- Select unit that requires painting
- Select suitable colour match – sample or RAL colour
- Final agreement on actual colour
- Preparation and delivery 2-3 weeks after colour match agreed

Pricing

Price is dependent on a number of factors such as the colour, finish and type of unit requiring painting.

Prices exclude VAT, for other units not mentioned please contact your local order office, price not including unit cost. If you have multiple units please contact Daikin for additional discount.

Lead time: 2-3 weeks

Applicable units: All

Price guide for standard units

Guide based on single units

Indoor units		Price (Ex-VAT)
Standard ducted	FXSQ/FXSA	£360.00
Cassette	FXZQ/FFQ/FXFQ/FCAG/FXZA/FFA/FXFA	£310.00
Wall mount	FXAQ/FXAA	£340.00
Floor standard	F(V)LXS/FXNQ	£360.00
Floor chassis	FVA-A	£440.00
Under ceiling	FXUQ/FUA/FXUA	£360.00
Ceiling suspended	FXHQ/FHA/FXHA	£340.00

Outdoor units		Price (Ex-VAT)
Splits	All capacities	£460.00
Sky	<71	£460.00
	>71	£490.00
VRV	VRV 5	£490.00
	8-12 HP	£615.00
	14-20 HP	£660.00

R-410A **R-32**

CYAS/M/L - DK - F/C/R

Biddle Air Curtains

Air curtains are the ideal solution to combat the issue of climate separation across retail outlets or office doorways

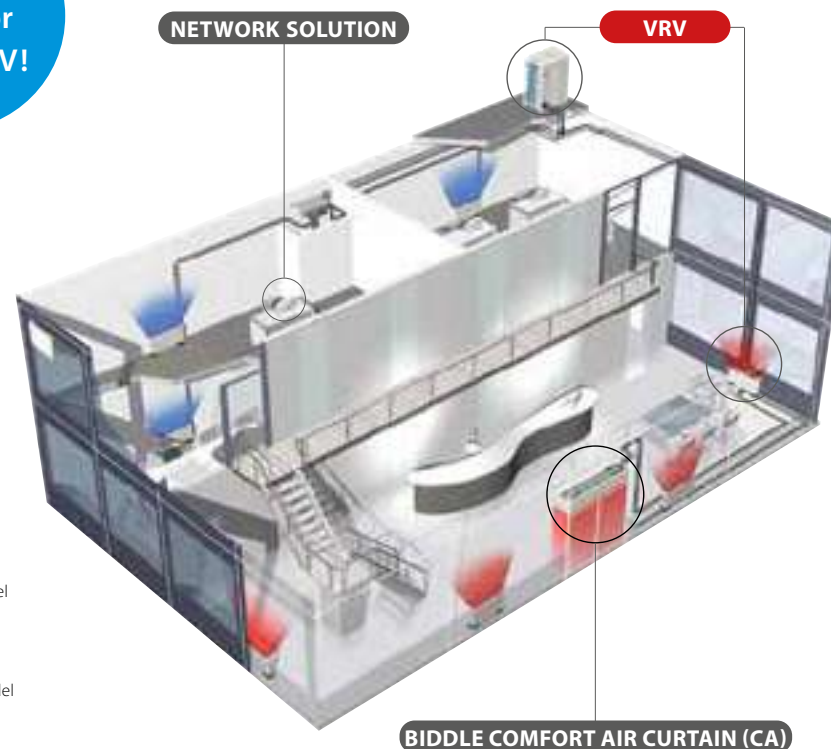
Revolutionising our lineup, we've partnered with Biddle to streamline our entire range for seamless VRV & ERQ/A compatibility, introducing dual refrigerant options (R410a and R-32) for unmatched flexibility and ease of selection.

Using a combination of rectifier technology, air velocity and temperature control, they deliver greater comfort to staff and customers alike, all year round, in all weathers.

Easy and fast installation of these systems reduces cost and makes expensive water systems, boilers, and gas connections redundant. Integrating a Biddle air curtain with Daikin's VRV or ERQ/A also eliminates the need to install multiple outdoor units, thereby reducing installation time and costs further. This combination enables Daikin to offer its customers the ultimate environmentally conscious package comprising cooling, heating, outdoor-indoor climate separation and fresh air ventilation.



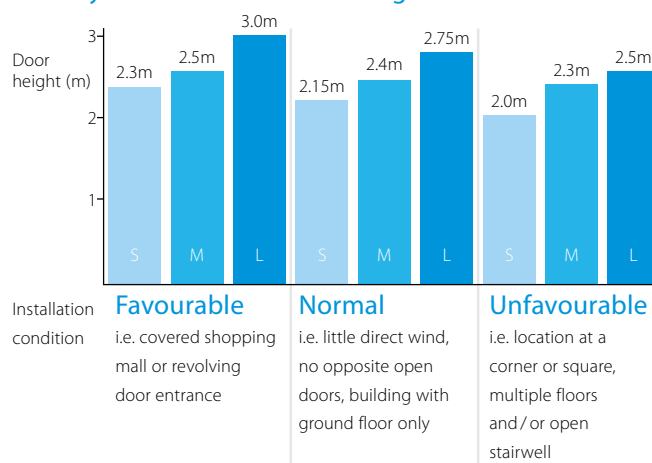
New Unified
range for
ERQ & VRV!

NEW

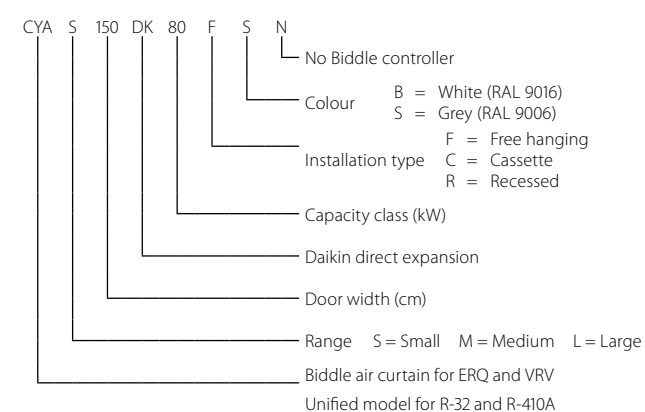
Features and benefits:

- Connectable to ERQ and VRV DX outdoor units
- Unified model for R-32 and R410A refrigerant
- Free-hanging model (F): easy wall mounted installation
- Cassette model (C): mounted into a false ceiling leaving only the decoration panel visible
- Recessed model (R): neatly concealed in the ceiling
- A payback period of less than 1.5 years compared to installing an electric air curtain
- Provides virtually free air curtain heating via recovered heat from indoor units in cooling mode (in case of VRV heat recovery)
- Easy and quick to install at reduced costs since no additional water systems, boilers and gas connections are required
- **PATENTED TECHNOLOGY:** Maximum energy efficiency stemming from almost zero down flow turbulence, optimised air flow and the application of advanced discharge rectifier technology
- Around 85% air separation efficiency, greatly reducing both heat loss and required indoor unit heating capacity

Select your Biddle air curtain range



Biddle air curtain nomenclature



R-410A **R-32**

CYAS/M/L - DK - F/C/R

Biddle Standard Air Curtains

**S SMALL**

– Door Height 2.3m to 2m

Maximum Door Width			m			1.0			1.5			2.0			2.5		
Mounting Height			m			2.30 (1) / 2.15 (2) / 2.00 (3)											
Model name			CYAS100DK80*B			CYAS150DK80*B			CYAS200DK100*B			CYAS250DK140*B					
Type			* = F * = C * = R			* = F * = C * = R			* = F * = C * = R			* = F * = C * = R					
Heating Capacity		speed 3 kW	6.94			8.60			10.90			15.20					
Delta T		Inlet = room temperature speed 3 °K	17.7			14.6			13.9			15.5					
Power input (50Hz)		Fan only / Heating kW	0.14 / 0.14			0.21 / 0.21			0.28 / 0.28			0.36 / 0.36					
Dimensions	Height mm		270	270	270	270	270	270	270	270	270	270	270	270			
	Width mm		1,000	1,000	1,048	1,500	1,500	1,548	2,000	2,000	2,048	2,500	2,500	2,548			
	Depth mm		590	821	561	590	821	561	590	821	561	590	821	561			
Weight		kg	56	59	61	66	83	88	83	102	108	107	129	137			
Casing Colour			white RAL9016			white RAL9016			white RAL9016			white RAL9016					
Minimum required ceiling void		mm	420			420			420			420					
Fan - Air flow rate		speed 3 m³/sec	0.323			0.485			0.647			0.808					
Sound pressure Heating		speed 3 dBA	47			49			50			51					
Refrigerant Type			R-32 & R410A			R-32 & R410A			R-32 & R410A			R-32 & R410A					
Piping connections		Liquid [OD] / Gas inch (mm)	1/4 (6.4) / 1/2 (12.7)			1/4 (6.4) / 1/2 (12.7)			3/8 (9.5) / 5/8 (15.9)			3/8 (9.5) / 5/8 (15.9)					
Power supply		Phase / Hz / V	1 / 50 / 230			1 / 50 / 230			1 / 50 / 230			1 / 50 / 230					
Required Accessory (sold separately)			Daikin wired remote controller - Madoka - BRC1H52W/S/K														
Trade Unit Price			£4,102.00	£4,054.00	£4,227.00	£5,225.00	£5,176.00	£5,464.00	£6,315.00	£6,267.00	£6,768.00	£7,043.00	£6,997.00	£7,548.00			

(1) Favorable conditions: covered shopping mall or revolving door entrance

(2) Normal conditions: little direct wind, no opposite open doors, building with ground floor only

(3) Unfavorable conditions: location at a corner or square, multiple floors and/or open stairway

* F = Free Hanging / C = Cassette / R = Recessed

M MEDIUM

– Door Height 2.5m to 2.3m

Maximum Door Width			m	1.0			1.5			2.0			2.5		
Mounting Height			m	2.5 (1) / 2.4 (2) / 2.3 (3)											
Model name				CYAM100DK80*B			CYAM150DK80*B			CYAM200DK100*B			CYAM250DK140*B		
Type				* = F	* = C	* = R	* = F	* = C	* = R	* = F	* = C	* = R	* = F	* = C	* = R
Heating capacity		speed 3	kW	8.65			10.50			12.50			18.60		
Delta T	Inlet = room temperature	speed 3	°K	16.0			12.9			12.7			13.8		
Power input (50Hz)	Fan only / Heating		kW	0.27 / 0.27			0.40 / 0.40			0.53 / 0.53			0.67 / 0.67		
Dimensions	Height		mm	270	270	270	270	270	270	270	270	270	270	270	270
	Width		mm	1,000	1,000	1,048	1,500	1,500	1,548	2,000	2,000	2,048	2,500	2,500	2,548
	Depth		mm	590	821	561	590	821	561	590	821	561	590	821	561
Weight			kg	57	68	66	73	88	93	94	111	117	108	136	144
Casing	Colour			white RAL9016			white RAL9016			white RAL9016			white RAL9016		
Minimum required ceiling void			mm	420			420			420			420		
Fan - Air flow rate	Heating	speed 3	m³/sec	0.446			0.669			0.892			1.115		
Sound pressure	Heating	speed 3	dBA	50			51			53			54		
Refrigerant	Type			R-32 & R410A			R-32 & R410A			R-32 & R410A			R-32 & R410A		
Piping connections	Liquid [OD] / Gas		inch (mm)	1/4 (6.4) / 1/2 (12.7)			1/4 (6.4) / 1/2 (12.7)			3/8 (9.5) / 5/8 (15.9)			3/8 (9.5) / 5/8 (15.9)		
Power supply			Phase / Hz / V	1 / 50 / 230			1 / 50 / 230			1 / 50 / 230			1 / 50 / 230		
Required Accessory (sold separately)				Daikin wired remote controller - Madoka - BRC1H52W/S/K											
Trade Unit Price				£4,694.00	£4,643.00	£4,815.00	£6,014.00	£5,963.00	£6,226.00	£7,448.00	£7,398.00	£7,899.00	£8,474.00	£8,428.00	£8,969.00

(1) Favorable conditions: covered shopping mall or revolving door entrance

(2) Normal conditions: little direct wind, no opposite open doors, building with ground floor only

(3) Unfavorable conditions: location at a corner or square, multiple floors and/or open stairway

* F = Free Hanging / C = Cassette / R = Recessed

Notes:

i) If RTD-20 Connected in Air Curtain mode the Biddle Remote Controller is NOT connected as Fan speed is managed by RTD-20

ii) Code "BC" is for white finish. Aluminium finish "SC" available on request

CYAS/M/L - DK - F/C/R

Biddle Standard Air Curtains

– continued

L LARGE

– Door Height 3m to 2.5m



Maximum Door Width			1.0			1.5			2.0			2.5		
Mounting Height			3.00 (1) / 2.75 (2) / 2.50 (3)											
Model name			CYAL100DK125*BC			CYAL150DK200*BC			CYAL200DK250*BC			CYAL250DK250*BC		
Type			* = F	* = C	* = R	* = F	* = C	* = R	* = F	* = C	* = R	* = F	* = C	* = R
Heating Capacity	speed 3	kW	14.4			21.5			27.6			29.7		
Delta T	Inlet = room temperature	speed 3 °K	13.8			13.8			13.2			11.4		
Power Input (50Hz)	Fan only / Heating	kW	0.48 / 0.48			0.72 / 0.72			0.96 / 0.96			1.20 / 1.20		
Dimensions	Height	mm	370	370	370	370	370	370	370	370	370	370	370	370
	Width	mm	1,000	1,000	1,048	1,500	1,500	1,548	2,000	2,000	2,048	2,500	2,500	2,548
	Depth	mm	774	1105	745	774	1105	745	774	1105	745	774	1105	745
Weight		kg	76	81	83	100	118	141	126	151	155	157	190	196
Casing	Colour		white RAL9016			white RAL9016			white RAL9016			white RAL9016		
Minimum required ceiling void		mm	520			520			520			520		
Fan - Air Flow Rate	Heating	speed 3 m³/sec	0.861			1.292			1.722			2.153		
Sound Pressure	Heating	speed 3 dBA	53			54			56			57		
Refrigerant	Type		R-32 & R410A			R-32 & R410A			R-32 & R410A			R-32 & R410A		
Piping Connections	Liquid [OD] / Gas	inch (mm)	3/8 (9.5) / 5/8 (15.9)			3/8 (9.5) / 3/4 (19)			3/8 (9.5) / 3/4 (19)			3/8 (9.5) / 3/4 (19)		
Power Supply	Phase / Hz / V		1 / 50 / 230			1 / 50 / 230			1 / 50 / 230			1 / 50 / 230		
Required Accessory (sold separately)			Daikin wired remote controller - Madoka - BRC1H52W/S/K											
Trade Unit Price			£5,977.00	£5,915.00	£6,096.00	£7,951.00	£7,892.00	£8,139.00	£9,790.00	£9,727.00	£10,216.00	£11,368.00	£11,308.00	£11,908.00

(1) Favorable conditions: covered shopping mall or revolving door entrance

(2) Normal conditions: little direct wind, no opposite open doors, building with ground floor only

(3) Unfavorable conditions: location at a corner or square, multiple floors and/or open stairway

* F = Free Hanging / C = Cassette / R = Recessed

Notes:

- i) If RTD-20 Connected in Air Curtain mode the Biddle Remote Controller is NOT connected as Fan speed is managed by RTD-20
- ii) Code "BC" is for white finish. Aluminium finish "SC" available on request

Accessories:

Accessory Ref	Description	Trade Price
BRC1H52W	Wired touch screen remote controller - White	£123.00
KRCS01-1	Remote room mounted temperature sensor	£68.00
RTD-20 and UK.FB2	Energy control PCB for Sky Air and VRV	£381.00

R-410A

Low Height compact 4, 5 & 6 hp
1 Phase

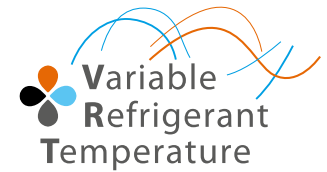
Standard 4, 5 & 6 hp
1 Phase and 3 Phase

Large Capacity 8, 10 & 12 hp
3 Phase

VRV IV S-series

Now with:

- Variable Refrigerant Temperature
- AHU connection
- Air curtain connection



VRV IV S Series



R-410A

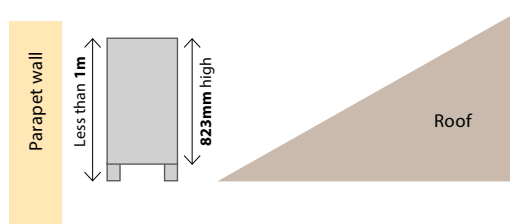
VRV IV S-series – RXYSCQ-T

Low Height Compact
Mini VRV

Features:

- New low height Mini VRV, making complying with planning restrictions in towns and cities easier
- Compact – only 823mm high
- Lightweight – for simple installation
- Variable Refrigerant temperature – enhanced efficiency
- In addition to VRV fan coils, low height Mini VRV is connectable to:
 - Stylish indoor units – Emura, Perfera and Stylish – as well as Air Handling Units and Biddle Air Curtains
 - Single phase

Outdoor Units			RXYSCQ4TV1	RXYSCQ5TV1	RXYSCQ6TV1
Capacity	Nominal Cooling	kW	12.1	14.0	15.5
	Nominal Heating	kW	12.1	14.0	15.5
ηs,c	Seasonal Efficiency Cooling	%	322.8	303.4	281.3
ηs,h	Seasonal Efficiency Heating	%	182.3	185.1	186
Dimensions	Height x Width x Depth	mm	823 x 940 x 460	823 x 940 x 460	823 x 940 x 460
Weight		kg	89	89	89
Refrigerant Circuit	Refrigerant Type		R410A	R410A	R410A
Sound Pressure (Nom)	Cooling	dBA	51.0	52.0	53.00
	Cooling	dBA	68.0	69.0	70.00
Maximum No of Connectable Units			8	10	13
Electrical Details	Power Supply	Phase / Hz / V	1 / 50 / 230	1 / 50 / 230	1 / 50 / 230
	Running Current	amps	19.0	19.0	23.2
	Fuse Rating	amps	32	32	32
Piping Limits	Total Piping length	m	300	300	300
	Maximum Length	m	70 (90 equivalent)	70 (90 equivalent)	70 (90 equivalent)
	Maximum Vertical Rise	m	30	30	30
Piping Connections	Liquid	inch (mm)	3/8 (9.5)	3/8 (9.5)	3/8 (9.5)
	Gas	inch (mm)	5/8 (15.9)	5/8 (15.9)	3/4 (19)
Capacity Index Limit			50~130	62.5~162.5	70~182
Trade Condensing Unit Price			£3,601.00	£4,047.00	£4,517.00



Split Units Compatible with VRV

			VRV IV (-T series) VRV IV+ (-U series) VRV IV-W+ (-T9 series) Heat Pump	VRV IV-S (-T series) Mini VRV
Split Indoor Units	Emura 3	FTXJ-A(W/S/B)	●	●
	Stylish	CTXA15(CW/CB/CS)		
		FTXA(CW/CB/CS)	●	●
	Perfera Wall Mounted	CTXM15A		●
		FTXM-A	●	●
		FVXM-A9	***	***

For split accessories refer to the individual product pages

*** Please contact your sales representative for full info on compatibility

BPMK

Fan Coil connector for Split
indoor units

Accessories:

Accessory Ref	Description	Trade Price
KHRQ22M20T	R410A 2 Pipe refnet joint	£39.00

Daikin's range of split indoor units			BPMKS967A2	BPMKS967A3
Dimensions	Height x Width x Depth	mm	180 x 650 x 350	180 x 650 x 350
Weight		kg	7.5	8.0
Total Indoor Capacity		kW	14.2	20.8
Connectable Units			2	3
Electrical Details	Power Supply	Phase / Hz / V	1 / 50 / 230	1 / 50 / 230
	Power Input	kW	0.01	0.01
Piping Limits	Maximum Total - outdoor to BPMK box		55	55
	Distance from BPMK to indoor		15	15
Piping Connections Indoor	Liquid	Inches (mm)	2 x 1/4 (6.4)	3 x 1/4 (6.4)
	Gas	Inches (mm)	2 x 5/8 (15.9)	3 x 5/8 (15.9)
Piping Connections Outdoor	Liquid	Inches (mm)	1 x 3/8 (9.5)	1 x 3/8 (9.5)
	Gas	Inches (mm)	1 x 3/4 (19.0)	1 x 3/4 (19.0)
Trade List Price			£544.00	£582.00

Notes:

- Mini-VRV units are subject to VRV discount level. Split indoor units bought to connect to mini VRV are still subject to Split discount levels. BPMK Boxes are bought at accessories discount levels.

R-410A**LOOP**
BY DAIKIN

VRV IV S-series – RXYSQ-T

Standard Mini VRV



Outdoor Units			RXYSQ4TV9	RXYSQ5TV9	RXYSQ6TV9	RXYSQ4TY9	RXYSQ5TY9	RXYSQ6TY9
Capacity	Nominal Cooling	kW	12.1	14.0	15.5	12.1	14.0	15.5
	Nominal Heating	kW	12.1	14.0	15.5	12.1	14.0	15.5
ηs,c	Seasonal Efficiency Cooling	%	278.90	270.10	278.00	269.20	260.50	268.30
ηs,h	Seasonal Efficiency Heating	%	171.60	182.90	192.80	154.40	164.50	174.10
Dimensions	Height x Width x Depth	mm	1345 x 900 x 320	1345 x 900 x 320	1345 x 900 x 320	1345 x 900 x 320	1345 x 900 x 320	1345 x 900 x 320
Weight		kg	104	104	104	104	104	104
Air Flow Rate		m³/sec	1.767	1.767	1.767	1.767	1.767	1.767
Electrical Details	Power Supply	Phase / Hz / V	1 / 50 / 230	1 / 50 / 230	1 / 50 / 230	3 / 50 / 380~415	3 / 50 / 380~415	3 / 50 / 380~415
	Running Current	amps	14.6	17.9	21.8	5.04	6.15	7.44
	Starting Current	amps	4	4	4	4	4	4
	Fuse Rating	amps	32	32	32	16	16	16
Refrigerant Circuit	Refrigerant Type		R410A	R410A	R410A	R410A	R410A	R410A
Sound Pressure (Nom)		dBA	50.0	51.0	51.0	50.0	51.0	51.0
Sound Power (Nom)		dBA	68.0	69.0	70.0	68.0	69.0	70.0
Piping Limits	Maximum Length	m	300	300	300	300	300	300
Piping Connections	Liquid	inch (mm)	3/8 (9.5)	3/8 (9.5)	3/8 (9.5)	3/8 (9.5)	3/8 (9.5)	3/8 (9.5)
	Gas	inch (mm)	5/8 (15.9)	5/8 (15.9)	3/4 (19)	5/8 (15.9)	5/8 (15.9)	3/4 (19)
Capacity Index Limit			50 - 130	62.5 - 162.5	70 - 182	50 - 130	62.5 - 162.5	70 - 182
Maximum Number of Connected Indoor Units			8	10	12	8	10	12
Trade Condensing Unit Price			£4,401.00	£4,946.00	£5,521.00	£4,485.00	£5,083.00	£5,646.00

R-410A

VRV IV S-series – RXYSQ-T

High Capacity Mini VRV



Outdoor Units			RXYSQ8TY1	RXYSQ10TY1	RXYSQ12TY1
Capacity	Nominal Cooling	kW	22.4	28.0	33.5
	Nominal Heating	kW	22.4	28.0	33.5
ηs,c	Seasonal Efficiency Cooling	%	247.30	247.40	256.50
ηs,h	Seasonal Efficiency Heating	%	165.80	162.40	169.60
Dimensions	Height x Width x Depth	mm	1430 x 940x320	1615 x 940 x 460	1615 x 940 x 460
Weight		kg	144	175	180
Air Flow Rate		m³/sec	2.333	3.033	3.033
Electrical Details	Power Supply	Phase / Hz / V	3 / 50 / 380~415	3 / 50 / 380~415	3 / 50 / 380~415
	Running Current	amps	11.0	12.1	15.0
	Starting Current	amps	4	4	4
	Fuse Rating	amps	25	25	32
Refrigerant Circuit	Refrigerant Type		R410A	R410A	R410A
Sound Pressure (Nom)		dBA	55.0	55.0	57.0
Sound Power (Nom)		dBA	73.0	74.0	76.0
Piping Limits	Maximum Length	m	300	300	300
Piping Connections	Liquid	inch (mm)	3/8 (9.5)	3/8 (9.5)	1/2 (12.7)
	Gas	inch (mm)	3/4 (19)	7/8 (22.2)	1 1/8 (28.6)
Capacity Index Limit			100 - 260	125 - 325	150 - 390
Maximum Number of Connected Indoor Units			17	21	26
Trade Condensing Unit Price			£6,641.00	£7,257.00	£8,887.00

Features:

- High capacity up to 33.5kW nominal cooling
- Horizontal blow casing
- Variable Refrigerant Temperature
- Connection to stylish split fan coils
- Compact installation – reduction in floor space
- Available in 8, 10 & 12 hp

R-410A

LOOP
 BY DAIKIN

VRV IV i-series – SB.RKXYQ-T

VRV IV Condensing Unit for indoor installation

The VRV IV i-series is a truly unique solution for installations where you want a completely invisible finish. The system is installed entirely indoors with only the grilles visible. This makes it ideal for urban environments, where space and planning restrictions are especially challenging.

A cost-effective solution

Even when it is possible to install an outdoor unit, there are situations when an indoor installation offers a better solution, such as in areas with a mixture of commercial and residential use.

With the VRV IV i-series, the units are effectively invisible because they are installed indoors. Thanks to their low operating sound, they are highly suited to densely populated areas such as city centres. The dedicated modes reduce sound further to comply with inner-city noise regulations, **so there is no need for costly sound insulation.**

There is also no need to use a crane for installation on the roof or back of the property as the unit comes in two parts, making the VRV IV i-series easier and more cost-effective to install.

The VRV IV i-series offers:

- A unique VRV indoor solution: the 'outdoor' air conditioning unit can now be fitted indoors
- Connection with up to ten indoor units
- Seamless integration into surrounding architecture
- Total flexibility for any shop location and building type
- Easy compliance with planning regulations: the best solution for urban locations
- A total solution when combined with ventilation units and Biddle air curtains


VRV IV i-series

Total Piping length possibilities RKXYQ5		
(a) = HM <> CM	(b) = CM <> IU	(c) = (a) + (b)
5	135	140
10	125	135
15	115	130
20	105	125
25	95	120
30	85	115

HM: Heat Exchanger Module
CM: Compressor Module

R-410A**LOOP**
BY DAIKIN

VRV IV i-series – SB.RKXYQ-T

VRV IV Condensing Unit for indoor installation

Unique split unit for indoor installation

Compact and easy to hide, the compressor can be installed at floor level, in a back office, storage room, technical area or kitchen, while the heat exchanger can be installed in a false ceiling space. This means that the air conditioning system is completely invisible and does not take up expensive commercial floor space.

Installation flexibility

- Unrivalled flexibility because the unit is split into two elements: the heat exchanger and the compressor
- Lightweight units reduce installation time and effort, making it easy for just two people to transport and install
- Shorter pipe runs between the indoor units reduces installation costs
- Easy serviceability: all components can be easily reached

Superior efficiencies

- Variable Refrigerant Temperature for best seasonal efficiency and comfort
- Patented V-shape heat exchanger for the most compact unit (400 mm high)
- Super-efficient centrifugal fans (85% more efficient than equivalent sirocco fan)
- Inverter fan can be easily adjusted to the length of ductwork
- Optimised shape for higher air flow and static pressure, resulting in much higher efficiencies when compared with standard outdoor units installed indoors

Compact compressor unit

- Small footprint maximising usable floor space (600 x 554 mm)
- Can easily be mounted in a storage room or back office
- Rotating switchbox for easy maintenance

Total system				SB.RKXYQ	5T8	8T
Capacity range				HP	5	8
Cooling capacity (nom)	Nom.			kW	14.0	22.4
Heating capacity (nom) / Heating capacity (max)					14.0/16.0	22.4 / 25.0
η _{s,c}	Seasonal Efficiency Cooling			%	200.10	149.30
η _{s,h}	Seasonal Efficiency Heating			%	191.10	140.90
Maximum number of connectable indoor units					10	17
Indoor index connection	Min. / Nom. / Max.				62.5 / 125 / 162.5	100 / 200 / 260
Operation range - outdoor air temperature	Cooling	Min.~Max.	°CDB		-5.0 ~ 46.0	-5.0 ~ 46.0
	Heating	Min.~Max.	°CWB		-20.0 ~ 15.5	-20.0 ~ 15.5
	Temperature around casing				5.0 ~ 35.0	5.0 ~ 35.0
	Type				R410A	R410A
Piping connections between compressor module (CM) and heat exchanger module (HM)	Liquid	OD	inch (mm)		1/2 (12.7)	1/2 (12.7)
	Gas	OD	inch (mm)		3/4 (19.1)	7/8 (22.2)
	Maximum length		m		30	30
	Max height difference - CM below HM		m		10	10
Piping connections between compressor module (CM) and indoor units (IU)	Max height difference - CM above HM		m		10	10
	Liquid		inch (mm)		3/8 (9.5)	3/8 (9.5)
	Gas		inch (mm)		5/8 (15.9)	3/4 (19.1)
	Max total piping length (incl. piping to HM)		m		140	300
	Max length to last IU		m		70 (90 equivalent)	70 (90 equivalent)
	Max height difference - CM below IU		m		30	30
	Max height difference - CM above IU		m		30	30
	Max height difference - IU - IU		m		15	15
Trading Condensing Unit Price					£6,957.00	£10,134.00

Heat exchanger module				RDXYQ	5T8	8T
Dimensions	Height x Width x Depth			mm	397 x 1456 x 1044	397 x 1456 x 1044
Weight				kg	95	103
Ducting	Suction size			mm	1200 x 300	1200 x 300
	Discharge size			mm	1200 x 300	1200 x 300
	Max ESP			Pa	60 / 150	60 / 150
	Nom. air flow			m ³ /sec	0.917	1.667
Sound pressure level (Cooling)	Nom			dBa	47.0	54.0
Sound Power level (Cooling)	Nom			dBa	77.0	81.0
Drain pipe	OD			mm	32 (VP25)	32 (VP25)
Power supply	Phase / Frequency / Voltage				1~ / 50 Hz / 220-240V	1~ / 50 Hz / 220-240V
Current 50 Hz	Maximum Fuse Amps (MFA)				10	10
Trading Condensing Unit Price					£2,991.00	£4,358.00

Compressor module				RKXYQ	5T8	8T
Dimensions	Height x Width x Depth			mm	701 x 600 x 554	701 x 760 x 554
Weight				kg	79	105
Refrigerant charge				kg	2.0	4.0
Sound pressure level	Nom			dBa	47.0	48.0
Sound power level (cooling)	Nom			dBa	60.0	64.0
Power supply	Phase / Frequency / Voltage				3~ / 50 Hz / 380-415V	3~ / 50 Hz / 380-415V
Current 50 Hz	Maximum Fuse Amps (MFA)				16	20
	Nominal running current (RLA)				5.8	8.6
Trading Condensing Unit Price					£3,966.00	£5,776.00

R-410A

RYYQ-U

Heat Pump VRV IV+

Three revolutionary features:

1. Variable Refrigerant Temperature**Customise your VRV for best seasonal efficiency and comfort:**

- Revolutionary variable refrigerant temperature control automatically adapts the system to individual building and climate requirements for greater efficiency and comfort
- Continuously adjusts refrigerant temperature to the actual temperature and capacity required
- Default mode optimised by Daikin for UK conditions with maximum efficiency and comfort
- Delivers annual cost savings of up to 28%

2. Continuous heating during defrost**The new standard in heating comfort:**

- Unique continuous heating technology makes VRV IV+ Heat Pump the best alternative to traditional heating systems
- Delivers uninterrupted heat, even during the defrost cycle
- Maintains comfortable indoor climate at all times

3. VRV configurator**Advanced software for simplified commissioning, servicing, configuration and customisation:**

- Simplified commissioning: graphical interface to configure, commission and upload system settings
- Simplified servicing: additional 7-segment indicator for easy and quick access to basic functions and error read out
- Manage systems over multiple sites

**R-410A**
LOOP
 BY DAIKIN

RYYQ-U (up to 20 hp)

VRV IV+ Heat Pump
with Continuous Heating

Outdoor Units			RYYQ8U	RYYQ10U	RYYQ12U	RYYQ14U	RYYQ16U	RYYQ18U	RYYQ20U
Capacity	Nominal Cooling	kW	22.40	28.00	33.50	40.00	45.00	50.00	56.00
	Nominal Heating	kW	25.00	31.50	37.50	45.00	50.00	56.50	63.00
Dimensions	Height x Width x Depth	mm	1685 x 930 x 765	1685 x 930 x 765	1685 x 930 x 765	1685 x 1240 x 765	1685 x 1240 x 765	1685 x 1240 x 765	1685 x 1240 x 765
	Weight	kg	252	252	252	319	319	378	378
Air Flow Rate		m ³ /sec	2.700	2.917	3.083	3.717	4.333	4.183	4.350
External Static Pressure		Pa	78	78	78	78	78	78	78
Electrical Details	Power Supply	Phase / Hz / V	3 / 50 / 380~415	3 / 50 / 380~415	3 / 50 / 380~415	3 / 50 / 380~415	3 / 50 / 380~415	3 / 50 / 380~415	3 / 50 / 380~415
	Running Current	amps	8.4	11.5	14.2	17.2	20.6	23.4	29.5
	Starting Current	amps	4	4	4	4	4	4	4
	Fuse Rating	amps	20	25	32	32	40	40	50
Refrigerant Circuit	Refrigerant Type		R410A	R410A	R410A	R410A	R410A	R410A	R410A
	Refrigerant Charge	kg	5.9	6.0	6.3	10.3	10.4	11.7	11.8
	Additional Charge	kg	See data book						
Sound Pressure		dBA	57.0	57.0	61.0	60.0	63.0	62.0	65.0
Sound Power		dBA	78.0	79.1	83.4	80.9	85.6	83.8	87.9
Piping Limits	Maximum Length	m	165	165	165	165	165	165	165
	Maximum Vertical Rise	m	See data book						
Piping Connections	Liquid	inch (mm)	3/8 (9.5)	3/8 (9.5)	1/2 (12.7)	1/2 (12.7)	1/2 (12.7)	5/8 (15.9)	5/8 (15.9)
	Gas	inch (mm)	3/4 (19.1)	7/8 (22.2)	1 1/8 (28.6)	1 1/8 (28.6)	1 1/8 (28.6)	1 1/8 (28.6)	1 1/8 (28.6)
Capacity Index Limit			100~260	125~325	150~390	175~455	200~520	225~585	250~650
Maximum Number of Connected Indoor Units			64	64	64	64	64	64	64
Trade Condensing Unit Price			£6,907.00	£7,549.00	£9,242.00	£10,782.00	£12,443.00	£13,864.00	£15,249.00

R-410A**LOOP**
BY DAIKIN

RYYQ-U (22 to 24 hp)

VRV IV+ Heat Pump
with Continuous Heating

Outdoor Units			RYYQ22U		RYYQ24U	
			RYMQ10U	RYMQ12U	RYMQ8U	RYMQ16U
Capacity	Nominal Cooling	kW	61.50		67.40	
	Nominal Heating	kW	69.00		75.00	
Dimensions	Height x Width x Depth	mm	1685 x 930 x 765	1685 x 930 x 765	1685 x 930 x 765	1685 x 1240 x 765
Weight		kg	198	198	198	275
Air Flow Rate		m³/sec	2.917	3.083	2.700	4.333
External Static Pressure	High	Pa	78	78	78	78
Electrical Details	Power Supply	Phase / Hz / V	3 / 50 / 380~415	3 / 50 / 380~415	3 / 50 / 380~415	3 / 50 / 380~415
	Running Current	amps	11.5	14.2	8.4	20.6
	Starting Current	amps	4	4	4	4
	Fuse Rating	amps	25	32	20	40
Refrigerant Circuit	Refrigerant Type		R410A	R410A	R410A	R410A
	Refrigerant Charge	kg	6.0	6.3	5.9	11.3
	Additional Charge	kg	See data book			
Sound Pressure		dBA	57.0	61.0	57.0	63.0
Sound Power		dBA	79.1	83.4	78.0	85.6
Piping Limits	Maximum Length	m	165		165	
	Maximum Vertical Rise	m	See data book			
Piping Connections	Liquid	inch (mm)	5/8 (15.9)		5/8 (15.9)	
	Gas	inch (mm)	1 1/8 (28.6)		1 3/8 (34.9)	
Capacity Index Limit			275~715		300~780	
Maximum Number of Connected Indoor Units			64		64	
Trade Condensing Unit Price			£16,791.00		£19,350.00	

R-410A**LOOP**
BY DAIKIN

RYYQ-U (26 to 34 hp)

VRV IV+ Heat Pump
with Continuous Heating

Outdoor Units			RYYQ26U		RYYQ28U		RYYQ30U		RYYQ32U		RYYQ34U	
			RYMQ12U	RYMQ14U	RYMQ12U	RYMQ16U	RYMQ12U	RYMQ18U	RYMQ16U	RYMQ16U	RYMQ16U	RYMQ18U
Capacity	Nominal Cooling	kW	73.50		78.50		83.90		90.00		95.40	
	Nominal Heating	kW	82.50		87.50		94.00		100.00		106.50	
Dimensions	Height	mm	1685	1685	1685	1685	1685	1685	1685	1685	1685	1685
	Width	mm	930	1240	930	1240	930	1240	1240	1240	1240	1240
	Depth	mm	765	765	765	765	765	765	765	765	765	765
Weight		kg	198	275	198	275	198	308	275	275	275	308
Air Flow Rate		m ³ /sec	3.083	3.717	3.083	4.333	3.083	4.183	4.333	4.333	4.333	4.183
External Static Pressure	High	Pa	78	78	78	78	78	78	78	78	78	78
Electrical Details	Power Supply	Phase / Hz / V	3 / 50 / 380~415	3 / 50 / 380~415	3 / 50 / 380~415	3 / 50 / 380~415	3 / 50 / 380~415	3 / 50 / 380~415	3 / 50 / 380~415	3 / 50 / 380~415	3 / 50 / 380~415	3 / 50 / 380~415
	Running Current	amps	14.2	17.2	14.2	20.6	14.2	23.4	20.6	20.6	20.6	23.4
	Starting Current	amps	4	4	4	4	4	4	4	4	4	4
	Fuse Rating	amps	32	32	32	40	32	40	40	40	40	40
Refrigerant Circuit	Refrigerant Type		R410A	R410A	R410A	R410A	R410A	R410A	R410A	R410A	R410A	R410A
	Refrigerant Charge	kg	6.3	10.3	6.3	11.3	6.3	11.7	11.3	11.3	11.3	11.7
	Additional Charge	kg	See data book									
Sound Pressure		dBA	61.0	60.0	61.0	63.0	61.0	62.0	63.0	63.0	63.0	62.0
Sound Power		dBA	83.4	80.9	83.4	85.6	83.4	83.8	85.6	85.6	85.6	83.8
Piping Limits	Maximum Length	m	165	165	165	165	165	165	165	165	165	165
	Maximum Vertical Rise	m	See data book									
Piping Connections	Liquid	inch (mm)	3/4 (19.1)		3/4 (19.1)		3/4 (19.1)		3/4 (19.1)		3/4 (19.1)	
	Gas	inch (mm)	1 3/8 (34.9)		1 3/8 (34.9)		1 3/8 (34.9)		1 3/8 (34.9)		1 3/8 (34.9)	
Capacity Index Limit			325~845		350~910		375~975		400~1040		425~1105	
Maximum Number of Connected Indoor Units			64		64		64		64		64	
Trade Condensing Unit Price			£20,024.00		£21,685.00		£23,106.00		£24,886.00		£26,307.00	

R-410A
LOOP
 BY DAIKIN

RYYQ-U (36 to 42 hp)

VRV IV+ Heat Pump with Continuous Heating



Outdoor Units			RYYQ36U		RYYQ38U			RYYQ40U			RYYQ42U		
			RYMQ16U	RYMQ20U	RYMQ8U	RYMQ10U	RYMQ20U	RYMQ10U	RYMQ12U	RYMQ18U	RYMQ10U	RYMQ16U	RYMQ16U
Capacity	Nominal Cooling	kW	97.00		102.40			111.90			118.00		
	Nominal Heating	kW	113.00		119.50			125.50			131.50		
Dimensions	Height	mm	1685	1685	1685	1685	1685	1685	1685	1685	1685	1685	1685
	Width	mm	1240	1240	930	930	1240	930	930	1240	930	1240	1240
	Depth	mm	765	765	765	765	765	765	765	765	765	765	765
Weight		kg	275	308	198	198	308	198	198	308	198	275	275
Air Flow Rate		m³/sec	4.333	4.350	2.700	2.917	4.350	2.917	3.083	4.183	2.917	4.333	4.333
External Static Pressure	High	Pa	78	78	78	78	78	78	78	78	78	78	78
Electrical Details	Power Supply	Phase / Hz / V	3 / 50 / 380~415	3 / 50 / 380~415	3 / 50 / 380~415	3 / 50 / 380~415	3 / 50 / 380~415	3 / 50 / 380~415	3 / 50 / 380~415	3 / 50 / 380~415	3 / 50 / 380~415	3 / 50 / 380~415	3 / 50 / 380~415
	Running Current	amps	20.6	29.5	8.4	11.5	29.5	11.5	14.2	23.4	11.5	20.6	20.6
	Starting Current	amps	4	4	4	4	4	4	4	4	4	4	4
	Fuse Rating	amps	40	50	20	25	50	25	32	40	25	40	40
Refrigerant Circuit	Refrigerant Type		R410A		R410A			R410A			R410A		
	Refrigerant Charge	kg	11.3	11.8	5.9	6.0	11.8	6.0	6.3	11.7	6.0	11.3	11.3
	Additional Charge	kg	See data book										
Sound Pressure		dBA	63.0	65.0	57.0	57.0	65.0	57.0	61.0	62.0	57.0	63.0	63.0
Sound Power		dBA	85.6	87.9	78.0	79.1	87.9	79.1	83.4	83.8	79.1	85.6	85.6
Piping Limits	Maximum Length	m	165		165			165			165		
	Maximum Vertical Rise	m	See data book										
Piping Connections	Liquid	inch (mm)	3/4 (19.1)		3/4 (19.1)			3/4 (19.1)			3/4 (19.1)		
	Gas	inch (mm)	1 5/8 (41.3)		1 5/8 (41.3)			1 5/8 (41.3)			1 5/8 (41.3)		
Capacity Index Limit			450~1170		475~1235			500~1300			525~1365		
Maximum Number of Connected Indoor Units			64		64			64			64		
Trade Condensing Unit Price			£27,692.00		£29,705.00			£30,655.00			£32,435.00		

R-410A
LOOP
 BY DAIKIN

RYYQ-U (44 to 48 hp)

VRV IV+ Heat Pump with Continuous Heating



Outdoor Units			RYYQ44U			RYYQ46U			RYYQ48U		
			RYMQ12U	RYMQ16U	RYMQ16U	RYMQ14U	RYMQ16U	RYMQ16U	RYMQ16U	RYMQ16U	RYMQ16U
Capacity	Nominal Cooling	kW	123.50			130.00			135.00		
	Nominal Heating	kW	137.50			145.00			150.00		
Dimensions	Height	mm	1685	1685	1685	1685	1685	1685	1685	1685	1685
	Width	mm	930	1240	1240	1240	1240	1240	1240	1240	1240
	Depth	mm	765	765	765	765	765	765	765	765	765
Weight		kg	198	275	275	275	275	275	275	275	275
Air Flow Rate		m³/sec	3.083	4.333	4.333	3.717	4.333	4.333	4.333	4.333	4.333
External Static Pressure	High	Pa	78	78	78	78	78	78	78	78	78
Electrical Details	Power Supply	Phase / Hz / V	3 / 50 / 380~415	3 / 50 / 380~415	3 / 50 / 380~415	3 / 50 / 380~415	3 / 50 / 380~415	3 / 50 / 380~415	3 / 50 / 380~415	3 / 50 / 380~415	3 / 50 / 380~415
	Running Current	amps	14.2	20.6	20.6	17.2	20.6	20.6	20.6	20.6	20.6
	Starting Current	amps	4	4	4	4	4	4	4	4	4
	Fuse Rating	amps	32	40	40	32	40	40	40	40	40
Refrigerant Circuit	Refrigerant Type		R410A			R410A			R410A		
	Refrigerant Charge	kg	6.3	11.3	11.3	10.3	11.3	11.3	11.3	11.3	11.3
	Additional Charge	kg	See data book								
Sound Pressure		dBA	61.0	63.0	63.0	60.0	63.0	63.0	63.0	63.0	63.0
Sound Power		dBA	83.4	85.6	85.6	80.9	85.6	85.6	85.6	85.6	85.6
Piping Limits	Maximum Length	m	165			165			165		
	Maximum Vertical Rise	m	See data book								
Piping Connections	Liquid	inch (mm)	3/4 (19.1)			3/4 (19.1)			3/4 (19.1)		
	Gas	inch (mm)	1 5/8 (41.3)			1 5/8 (41.3)			1 5/8 (41.3)		
Capacity Index Limit			550~1430			575~1495			600~1560		
Maximum Number of Connected Indoor Units			64			64			64		
Trade Condensing Unit Price			£34,128.00			£35,668.00			£37,329.00		

R-410A**LOOP**
BY DAIKIN

RYYQ-U (50 to 54 hp)

VRV IV+ Heat Pump
with Continuous Heating

Outdoor Units			RYYQ50U			RYYQ52U			RYYQ54U		
			RYMQ16U	RYMQ16U	RYMQ18U	RYMQ16U	RYMQ18U	RYMQ18U	RYMQ18U	RYMQ18U	RYMQ18U
Capacity	Nominal Cooling	kW	140.40			145.80			151.20		
	Nominal Heating	kW	156.50			163.00			169.50		
Dimensions	Height	mm	1685	1685	1685	1685	1685	1685	1685	1685	1685
	Width	mm	1240	1240	1240	1240	1240	1240	1240	1240	1240
	Depth	mm	765	765	765	765	765	765	765	765	765
Weight		kg	291	291	308	291	308	308	308	308	308
Air Flow Rate		m³/sec	4.333	4.333	4.183	4.333	4.183	4.183	4.183	4.183	4.183
External Static Pressure	High	Pa	78	78	78	78	78	78	78	78	78
Electrical Details	Power Supply	Phase / Hz / V	3 / 50 / 380~415	3 / 50 / 380~415	3 / 50 / 380~415	3 / 50 / 380~415	3 / 50 / 380~415	3 / 50 / 380~415	3 / 50 / 380~415	3 / 50 / 380~415	3 / 50 / 380~415
	Running Current	amps	20.6	20.6	23.4	20.6	23.4	23.4	23.4	23.4	23.4
	Starting Current	amps	4	4	4	4	4	4	4	4	4
	Fuse Rating	amps	40	40	40	40	40	40	40	40	40
Refrigerant Circuit	Refrigerant Type		R410A			R410A			R410A		
	Refrigerant Charge	kg	11.3	11.3	11.7	11.3	11.7	11.7	11.7	11.7	11.7
	Additional Charge	kg	See data book								
Sound Pressure		dBA	63.0	63.0	62.0	63.0	62.0	62.0	62.0	62.0	62.0
Sound Power		dBA	85.6	85.6	83.8	85.6	83.8	83.8	83.8	83.8	83.8
Piping Limits	Maximum Length	m	165			165			165		
	Maximum Vertical Rise	m	See data book								
Piping Connections	Liquid	inch (mm)	3/4 (19.1)			3/4 (19.1)			3/4 (19.1)		
	Gas	inch (mm)	1 5/8 (41.3)			1 5/8 (41.3)			1 5/8 (41.3)		
Capacity Index Limit			625~1625			650~1690			675~1755		
Maximum Number of Connected Indoor Units			64			64			64		

Trade Condensing Unit Price**£38,750.00****£40,171.00****£41,592.00****R-410A****LOOP**
BY DAIKIN

RXYQ-U (8 to 20hp)

VRV IV+ Heat Pump
non Continuous Heating

Outdoor Units			RXYQ8U	RXYQ10U	RXYQ12U	RXYQ14U	RXYQ16U	RXYQ18U	RXYQ20U
Capacity	Nominal Cooling	kW	22.40	28.00	33.50	40.00	45.00	50.40	56.00
	Nominal Heating	kW	25.00	31.50	37.50	45.00	50.00	56.50	63.00
Dimensions	Height x Width x Depth	mm	1685 x 930 x 765	1685 x 930 x 765	1685 x 930 x 765	1685 x 1240 x 765	1685 x 1240 x 765	1685 x 1240 x 765	1685 x 1240 x 765
Weight		kg	198	198	198	275	275	308	308
Air Flow Rate		m ³ /sec	2.700	2.917	3.083	3.717	4.333	4.183	4.350
External Static Pressure	High	Pa	78	78	78	78	78	78	78
Electrical Details	Power Supply	Phase / Hz / V	3 / 50 / 380~415	3 / 50 / 380~415	3 / 50 / 380~415	3 / 50 / 380~415	3 / 50 / 380~415	3 / 50 / 380~415	3 / 50 / 380~415
	Running Current	amps	8.4	11.5	14.2	17.2	20.6	23.4	29.5
	Starting Current	amps	4	4	4	4	4	4	4
	Fuse Rating	amps	20	25	32	32	40	40	50
Refrigerant Circuit	Refrigerant Type		R410A	R410A	R410A	R410A	R410A	R410A	R410A
	Refrigerant Charge	kg	5.9	6.0	6.3	10.3	11.3	11.7	11.8
	Additional Charge	kg	See data book						
Sound Pressure		dBA	57.0	57.0	61.0	60.0	63.0	62.0	65.0
Sound Power		dBA	78.0	79.1	83.4	80.9	85.6	83.8	87.9
Piping Limits	Maximum Length	m	165	165	165	165	165	165	165
	Maximum Vertical Rise	m	See data book						
Piping Connections	Liquid	inch (mm)	3/8 (9.5)	3/8 (9.5)	1/2 (12.7)	1/2 (12.7)	1/2 (12.7)	5/8 (15.9)	5/8 (15.9)
	Gas	inch (mm)	3/4 (19.1)	7/8 (22.2)	1 1/8 (28.6)	1 1/8 (28.6)	1 1/8 (28.6)	1 1/8 (28.6)	1 1/8 (28.6)
Capacity Index Limit			100~260	125~325	150~390	175~455	200~520	225~585	250~650
Maximum Number of Connected Indoor Units			64	64	64	64	64	64	64

Trade Condensing Unit Price**£6,564.00****£7,169.00****£8,781.00****£10,267.00****£11,821.00****£13,170.00****£14,486.00**

R-410A
LOOP
 BY DAIKIN

REYQ-U (8 to 12 hp)

VRV IV+ Condensing Units Heat Recovery



Outdoor Units			8 hp Single	10 hp Single	10 hp Multi		12 hp Single
			REYQ8U	REYQ10U	REMQ5U	REMQ5U	REYQ12U
Capacity	Nominal Cooling	kW	22.40	28.00	28.00		33.50
	Nominal Heating	kW	25.00	31.50	32.00		37.50
Dimensions	Height x Width x Depth	mm	1685 x 930 x 765	1685 x 930 x 765	1685 x 930 x 765	1685 x 930 x 765	1685 x 930 x 765
Weight		kg	230	230	230	230	230
Fan	Air Flow Rate	m ³ /sec	2.700	2.917	2.700	2.700	3.084
Electrical Details	Power Supply	Phase / Hz / V	3 / 50 / 380~415	3 / 50 / 380~415	3 / 50 / 380~415	3 / 50 / 380~415	3 / 50 / 380~415
	Running Current	amps	8.9	11.8	5.3	5.3	15.3
	Starting Current	amps	4	4	4	4	4
	Fuse Rating	amps	20	25	20	20	32
Refrigerant Circuit	Refrigerant Type		R410A	R410A	R410A		R410A
	Refrigerant Charge	kg	9.7	9.8	9.7	9.7	9.9
	Additional Charge	kg	See data book				
Sound Pressure		dB(A)	57.0	57.0	57.0	57.0	61.0
Sound Power		dB(A)	78.0	79.1	78.0	78.0	83.4
Piping Limits	Maximum Total Length	m	1000	1000	1000		1000
	Maximum Actual Length	m	165	165	165		165
Piping Connections - Systems	Liquid	inch (mm)	3/8 (9.5)	3/8 (9.5)	3/8 (9.5)		1/2 (12.7)
	Discharge	inch (mm)	5/8 (15.9)	3/4 (19.1)	3/4 (19.1)		3/4 (19.1)
	Gas	inch (mm)	3/4 (19.1)	7/8 (22.2)	7/8 (22.2)		1 1/8 (28.6)
Capacity Index Limit			100 ~ 260	125 ~ 325	125 ~ 325		150 ~ 390
Maximum Number of Connected Indoor Units			64	64	64		64
Trade Condensing Unit Price			£7,580.00	£8,325.00	£10,404.00		£10,097.00

R-410A
LOOP
 BY DAIKIN

REYQ-U (13 to 16 hp)

VRV IV+ Condensing Units Heat Recovery



Outdoor Units			13 hp Multi		14 hp Single	16 hp Single	16 hp Multi	
			REYQ8U	REMQ5U	REYQ14U	REYQ16U	REYQ8U	REYQ8U
Capacity	Nominal Cooling	kW	36.40		40.00	45.00	44.80	
	Nominal Heating	kW	41.00		45.00	50.00	50.00	
Dimensions	Height x Width x Depth	mm	1685 x 930 x 765	1685 x 930 x 765	1685 x 1240 x 765	1685 x 1240 x 765	1685 x 930 x 765	1685 x 930 x 765
Weight		kg	230	230	314	314	230	230
Fan	Air Flow Rate	m ³ /sec	2.700	2.700	3.717	4.334	2.700	2.700
Electrical Details	Power Supply	Phase / Hz / V	3 / 50 / 380~415	3 / 50 / 380~415	3 / 50 / 380~415	3 / 50 / 380~415	3 / 50 / 380~415	3 / 50 / 380~415
	Running Current	amps	8.9	5.3	17.4	21.1	8.9	8.9
	Starting Current	amps	4	4	4	4	4	4
	Fuse Rating	amps	20	20	32	40	20	20
Refrigerant Circuit	Refrigerant Type		R410A		R410A		R410A	
	Refrigerant Charge	kg	9.7	9.7	11.8	11.8	9.7	9.7
	Additional Charge	kg	See data book					
Sound Pressure		dB(A)	57.0	57.0	60.0	63.0	57.0	57.0
Sound Power		dB(A)	78.0	78.0	81.0	85.6	78.0	78.0
Piping Limits	Maximum Total Length	m	1000		1000		1000	
	Maximum Actual Length	m	165		165		165	
Piping Connections - Systems	Liquid	inch (mm)	1/2 (12.7)		1/2 (12.7)	1/2 (12.7)	1/2 (12.7)	
	Discharge	inch (mm)	3/4 (19.1)		7/8 (22.2)	7/8 (22.2)	7/8 (22.2)	
	Gas	inch (mm)	1 1/8 (28.6)		1 1/8 (28.6)	1 1/8 (28.6)	1 1/8 (28.6)	
Capacity Index Limit			162.5 ~ 422.5		175 ~ 455	200 ~ 520	200 ~ 520	
Maximum Number of Connected Indoor Units			64		64	64	64	
Trade Condensing Unit Price			£12,782.00		£11,902.00	£14,024.00	£15,160.00	

R-410A**LOOP**
BY DAIKIN

REYQ-U (18 to 20 hp)

VRV IV+ Condensing Units
Heat Recovery

Outdoor Units			18 hp Single	18 hp Multi		20 hp Single	20 hp Multi	
			REYQ18U	REYQ8U	REYQ10U	REYQ20U	REYQ8U	REYQ12U
Capacity	Nominal Cooling	kW	50.40	50.40		55.90	55.90	
	Nominal Heating	kW	56.50	56.50		63.00	62.50	
Dimensions	Height x Width x Depth	mm	1685 x 1240 x 765	1685 x 930 x 765	1685 x 930 x 765	1685 x 1240 x 765	1685 x 930 x 765	1685 x 930 x 765
Weight		kg	317	230	230	317	230	230
Fan	Air Flow Rate	m ³ /sec	4.184	2.700	2.917	4.350	2.917	2.917
Electrical Details	Power Supply	Phase / Hz / V	3 / 50 / 380~415	3 / 50 / 380~415	3 / 50 / 380~415	3 / 50 / 380~415	3 / 50 / 380~415	3 / 50 / 380~415
	Running Current	amps	24.6	8.9	11.8	31.1	11.8	11.8
	Starting Current	amps	4	4	4	4	4	4
	Fuse Rating	amps	40	20	25	50	25	25
Refrigerant Circuit	Refrigerant Type		R410A	R410A		R410A	R410A	
	Refrigerant Charge	kg	11.8	9.7	9.8	11.8	9.8	9.8
	Additional Charge	kg	See data book					
Sound Pressure		dBA	62.0	57.0	57.0	65.0	57.0	57.0
Sound Power		dBA	83.8	78.0	79.1	87.9	79.1	79.1
Piping Limits	Maximum Total Length	m	1000	1000		1000	1000	
	Maximum Actual Length	m	165	165		165	165	
Piping Connections - Systems	Liquid	inch (mm)	5/8 (15.9)	5/8 (15.9)		5/8 (15.9)	5/8 (15.9)	
	Discharge	inch (mm)	7/8 (22.2)	7/8 (22.2)		1 1/8 (28.6)	1 1/8 (28.6)	
	Gas	inch (mm)	1 1/8 (28.6)	1 1/8 (28.6)		1 1/8 (28.6)	1 1/8 (28.6)	
Capacity Index Limit			225 ~ 585	225 ~ 585		250 ~ 650	250 ~ 650	
Maximum Number of Connected Indoor Units			64	64		64	64	
Trade Condensing Unit Price			£15,591.00	£15,905.00		£17,327.00	£17,677.00	

R-410A**LOOP**
BY DAIKIN

REYQ-U (22 to 28 hp)

VRV IV+ Condensing Units
Heat Recovery

Outdoor Units			22 hp Multi		24 hp Multi		26 hp Multi		28 hp Multi	
			REYQ10U	REYQ12U	REYQ8U	REYQ16U	REYQ12U	REYQ14U	REYQ12U	REYQ16U
Capacity	Nominal Cooling	kW	61.50		67.40		73.50		78.50	
	Nominal Heating	kW	69.00		75.00		82.50		87.50	
Dimensions	Height x Width x Depth	mm	1685 x 930 x 765	1685 x 930 x 765	1685 x 930 x 765	1685 x 1240 x 765	1685 x 930 x 765	1685 x 1240 x 765	1685 x 930 x 765	1685 x 1240 x 765
Weight		kg	230	230	230	314	230	314	230	314
Air Flow Rate		m ³ /sec	2.917	3.084	2.700	4.334	3.084	3.717	3.084	4.334
Electrical Details	Power Supply	Phase / Hz / V	3 / 50 / 380~415	3 / 50 / 380~415	3 / 50 / 380~415	3 / 50 / 380~415	3 / 50 / 380~415	3 / 50 / 380~415	3 / 50 / 380~415	3 / 50 / 380~415
	Running Current	amps	11.8	15.3	8	21.1	15.3	17.4	15.3	21.1
	Starting Current	amps	4	4	4	4	4	4	4	4
	Fuse Rating	amps	25	32	20	40	32	32	32	40
Refrigerant Circuit	Refrigerant Type		R410A		R410A		R410A		R410A	
	Refrigerant Charge	kg	9.8	9.9	9.7	11.8	9.9	11.8	9.9	11.8
	Additional Charge	kg	See data book							
Sound Pressure		dBA	57.0	61.0	57.0	63.0	61.0	60.0	61.0	63.0
Sound Power		dBA	79.1	83.4	78.0	85.6	83.4	81.0	83.4	85.6
Piping Limits	Maximum Total Length	m	1000		1000		1000		1000	
	Maximum Actual Length	m	165		165		165		165	
Piping Connections - Systems	Liquid	inch (mm)	5/8 (15.9)		5/8 (15.9)		3/4 (19)		3/4 (19)	
	Discharge	inch (mm)	1 1/8 (28.6)		1 1/8 (28.6)		1 1/8 (28.6)		1 1/8 (28.6)	
	Gas	inch (mm)	1 1/8 (28.6)		1 3/8 (34.9)		1 3/8 (34.9)		1 3/8 (34.9)	
Capacity Index Limit			275 ~ 715		300 ~ 780		325 ~ 845		350 ~ 910	
Maximum Number of Connected Indoor Units			64		64		64		64	
Trade Condensing Unit Price			£18,422.00		£21,604.00		£21,999.00		£24,121.00	

R-410A
LOOP
 BY DAIKIN

REYQ-U (30 to 36 hp)

VRV IV+ Condensing Units Heat Recovery



Outdoor Units			30 hp Multi		32 hp Multi		34 hp Multi		36 hp Multi	
			REYQ12U	REYQ18U	REYQ16U	REYQ16U	REYQ16U	REYQ18U	REYQ16U	REYQ20U
Capacity	Nominal Cooling	kW	83.90		90.00		95.40		97.00	
	Nominal Heating	kW	94.00		100.00		106.50		113.00	
Dimensions	Height x Width x Depth	mm	1685 x 930 x 765	1685 x 1240 x 765	1685 x 1240 x 765	1685 x 1240 x 765	1685 x 1240 x 765	1685 x 1240 x 765	1685 x 1240 x 765	1685 x 1240 x 765
Weight		kg	230	317	314	314	314	317	314	317
Fan	Air Flow Rate	m³/sec	3.084	4.184	4.334	4.334	4.334	4.184	4.334	4.350
Electrical Details	Power Supply	Phase / Hz / V	3 / 50 / 380~415	3 / 50 / 380~415	3 / 50 / 380~415	3 / 50 / 380~415	3 / 50 / 380~415	3 / 50 / 380~415	3 / 50 / 380~415	3 / 50 / 380~415
	Running Current	amps	15.3	24.6	21.1	21.1	21.1	24.6	21.1	31.1
	Starting Current	amps	4	4	4	4	4	4	4	4
	Fuse Rating	amps	32	40	40	40	40	40	40	50
Refrigerant Circuit	Refrigerant Type		R410A		R410A		R410A		R410A	
	Refrigerant Charge	kg	9.9	11.8	11.8	11.8	11.8	11.8	11.8	11.8
	Additional Charge	kg	See data book							
Sound Pressure		dBA	61.0	62.0	63.0	63.0	63.0	62.0	63.0	65.0
Sound Power		dBA	83.4	83.8	85.6	85.6	85.6	83.8	85.6	87.9
Piping Limits	Maximum Total Length	m	1000		1000		1000		1000	
	Maximum Actual Length	m	165		165		165		165	
Piping Connections - Systems	Liquid	inch (mm)	3/4 (19.1)		3/4 (19.1)		3/4 (19.1)		3/4 (19.1)	
	Discharge	inch (mm)	1 1/8 (28.6)		1 1/8 (28.6)		1 1/8 (28.6)		1 1/8 (28.6)	
	Gas	inch (mm)	1 3/8 (34.9)		1 3/8 (34.9)		1 3/8 (34.9)		1 5/8 (41.3)	
Capacity Index Limit			375 ~ 975		400 ~ 1040		425 ~ 1105		450 ~ 1170	
Maximum Number of Connected Indoor Units			64		64		64		64	
Trade Condensing Unit Price			£25,688.00		£28,048.00		£29,615.00		£31,351.00	

R-410A
LOOP
 BY DAIKIN

REYQ-U (38 to 42 hp)

VRV IV+ Condensing Units Heat Recovery



Outdoor Units			38 hp Multi			40 hp Multi			42 hp Multi		
			REYQ8U	REYQ12U	REYQ18U	REYQ10U	REYQ12U	REYQ18U	REYQ10U	REYQ16U	REYQ16U
Capacity	Nominal Cooling	kW	106.30			111.90			118.00		
	Nominal Heating	kW	119.00			125.50			131.50		
Dimensions	Height x Width x Depth	mm	1685 x 930 x 765	1685 x 930 x 765	1685 x 1240 x 765	1685 x 930 x 765	1685 x 930 x 765	1685 x 1240 x 765	1685 x 930 x 765	1685 x 1240 x 765	1685 x 1240 x 765
Weight		kg	230	230	317	230	230	317	230	314	314
Fan	Air Flow Rate	m³/sec	2.700	3.084	4.184	2.917	3.084	4.184	2.917	4.334	4.334
Electrical Details	Power Supply	Phase / Hz / V	3 / 50 / 380~415	3 / 50 / 380~415	3 / 50 / 380~415	3 / 50 / 380~415	3 / 50 / 380~415	3 / 50 / 380~415	3 / 50 / 380~415	3 / 50 / 380~415	3 / 50 / 380~415
	Running Current	amps	8.9	15.3	24.6	11.8	15.3	24.6	11.8	21.1	21.1
	Starting Current	amps	4	4	4	4	4	4	4	4	4
	Fuse Rating	amps	20	32	40	25	32	40	25	40	40
Refrigerant Circuit	Refrigerant Type		R410A			R410A			R410A		
	Refrigerant Charge	kg	9.7	9.9	11.8	9.8	9.9	11.8	9.8	11.8	11.8
	Additional Charge	kg	See data book			See data book			See data book		
Sound Pressure		dBA	57.0	61.0	62.0	57.0	61.0	62.0	57.0	63.0	63.0
Sound Power		dBA	78.0	83.4	83.8	79.1	83.4	83.8	79.1	85.6	85.6
Piping Limits	Maximum Total Length	m	1000			1000			1000		
	Maximum Actual Length	m	165			165			165		
Piping Connections - Systems	Liquid	inch (mm)	3/4 (19.1)			3/4 (19.1)			3/4 (19.1)		
	Discharge	inch (mm)	1 3/8 (34.9)			1 3/8 (34.9)			1 3/8 (34.9)		
	Gas	inch (mm)	1 5/8 (41.3)			1 5/8 (41.3)			1 5/8 (41.3)		
Capacity Index Limit			475 ~ 1235			500 ~ 1300			525 ~ 1365		
Maximum Number of Connected Indoor Units			64			64			64		
Trade Condensing Unit Price			£33,268.00			£34,013.00			£36,373.00		

R-410A**LOOP**
BY DAIKIN

REYQ-U (44 to 48 hp)

VRV IV+ Condensing Units
Heat Recovery

Outdoor Units			44 hp Multi			46 hp Multi			48 hp Multi		
			REYQ12U	REYQ16U	REYQ16U	REYQ14U	REYQ16U	REYQ16U	REYQ16U	REYQ16U	REYQ16U
Capacity	Nominal Cooling	kW	123.50			130.00			135.00		
	Nominal Heating	kW	137.50			145.00			150.00		
Dimensions	Height x Width x Depth	mm	1685 x 930 x 765	1685 x 1240 x 765	1685 x 1240 x 765	1685 x 1240 x 765	1685 x 1240 x 765	1685 x 1240 x 765	1685 x 1240 x 765	1685 x 1240 x 765	1685 x 1240 x 765
				765	765	765	765	765	765	765	765
Weight		kg	230			314			314		
Fan	Air Flow Rate	m ³ /sec	3.084	4.334	4.334	3.717	4.334	4.334	4.334	4.334	4.334
Electrical Details	Power Supply	Phase / Hz / V	3 / 50 / 380~415	3 / 50 / 380~415	3 / 50 / 380~415	3 / 50 / 380~415	3 / 50 / 380~415	3 / 50 / 380~415	3 / 50 / 380~415	3 / 50 / 380~415	3 / 50 / 380~415
	Running Current	amps	15.3	21.1	21.1	17.4	21.1	21.1	21.1	21.1	21.1
	Starting Current	amps	4	4	4	4	4	4	4	4	4
	Fuse Rating	amps	32	40	40	32	40	40	40	40	40
Refrigerant Circuit	Refrigerant Type		R410A			R410A			R410A		
	Refrigerant Charge	kg	9.9	11.8	11.8	11.8	11.8	11.8	11.8	11.8	11.8
	Additional Charge	kg	See data book			See data book			See data book		
Sound Pressure		dBA	61.0	63.0	63.0	60.0	63.0	63.0	63.0	63.0	63.0
Sound Power		dBA	83.4	85.6	85.6	81.0	85.6	85.6	85.6	85.6	85.6
Piping Limits	Maximum Total Length	m	1000			1000			1000		
	Maximum Actual Length	m	165			165			165		
Piping Connections - Systems	Liquid	inch (mm)	3/4 (19.1)			3/4 (19.1)			3/4 (19.1)		
	Discharge	inch (mm)	1 3/8 (34.9)			1 3/8 (34.9)			1 3/8 (34.9)		
	Gas	inch (mm)	1 5/8 (41.3)			1 5/8 (41.3)			1 5/8 (41.3)		
Capacity Index Limit			550 ~ 1430			575 ~ 1495			600 ~ 1560		
Maximum Number of Connected Indoor Units			64			64			64		
Trade Condensing Unit Price			£38,145.00			£39,950.00			£42,072.00		

R-410A**LOOP**
BY DAIKIN

REYQ-U (50 to 54 hp)

VRV IV+ Condensing Units
Heat Recovery

Outdoor Units			50 hp Multi			52 hp Multi			54 hp Multi		
			REYQ16U	REYQ16U	REYQ18U	REYQ16U	REYQ18U	REYQ18U	REYQ18U	REYQ18U	REYQ18U
Capacity	Nominal Cooling	kW	140.40			145.80			151.20		
	Nominal Heating	kW	156.50			163.00			169.50		
Dimensions	Height x Width x Depth	mm	1685 x 1240 x 765	1685 x 1240 x 765	1685 x 1240 x 765	1685 x 1240 x 765	1685 x 1240 x 765	1685 x 1240 x 765	1685 x 1240 x 765	1685 x 1240 x 765	1685 x 1240 x 765
				765	765	765	765	765	765	765	765
Weight		kg	314	314	317	314	317	317	317	317	317
Fan	Air Flow Rate	m ³ /sec	4.334	4.334	4.184	4.334	4.184	4.184	4.184	4.184	4.184
Electrical Details	Power Supply	Phase / Hz / V	3 / 50 / 380~415	3 / 50 / 380~415	3 / 50 / 380~415	3 / 50 / 380~415	3 / 50 / 380~415	3 / 50 / 380~415	3 / 50 / 380~415	3 / 50 / 380~415	3 / 50 / 380~415
	Running Current	amps	21.1	21.1	24.6	21.1	24.6	24.6	24.6	24.6	24.6
	Starting Current	amps	4	4	4	4	4	4	4	4	4
	Fuse Rating	amps	40	40	40	40	40	40	40	40	40
Refrigerant Circuit	Refrigerant Type		R410A			R410A			R410A		
	Refrigerant Charge	kg	11.8	11.8	11.8	11.8	11.8	11.8	11.8	11.8	11.8
	Additional Charge	kg	See data book			See data book			See data book		
Sound Pressure		dBA	63.0	63.0	62.0	63.0	62.0	62.0	62.0	62.0	62.0
Sound Power		dBA	85.6	85.6	83.8	85.6	83.8	83.8	83.8	83.8	83.8
Piping Limits	Maximum Total Length	m	1000			1000			1000		
	Maximum Actual Length	m	165			165			165		
Piping Connections - Systems	Liquid	inch (mm)	3/4 (19.1)			3/4 (19.1)			3/4 (19.1)		
	Discharge	inch (mm)	1 3/8 (34.9)			1 3/8 (34.9)			1 3/8 (34.9)		
	Gas	inch (mm)	1 5/8 (41.3)			1 5/8 (41.3)			1 5/8 (41.3)		
Capacity Index Limit			625 ~ 1625			650 ~ 1690			675 ~ 1755		
Maximum Number of Connected Indoor Units			64			64			64		
Trade Condensing Unit Price			£43,639.00			£45,206.00			£46,773.00		

R-410A

RXYQQ-U / RQEQ-P3

Replacement VRV-Q

Optimise your business

Tackle more projects in less time:

Due to faster installation, VRV-Q is more cost-effective than replacing the full system with new piping.

Lower installation costs:

Offer customers the overall lowest cost solution and improve your competitive edge.

Easy as one-two-three:

A simple solution: Daikin VRV-Q enables you to handle more projects for more customers in less time and offer them the best price! Everybody wins.

Customer benefits

Always operational

Avoid loss of business

Replacing now prevents unplanned, lengthy disruption of air conditioning systems. It also avoids loss of business for shops, complaints from guests in hotels, lower working efficiency and loss of tenants in offices.

Quick and easy installation

No interruption of daily business while replacing the system, thanks to phased-in, fast installation.

Lower long-term costs

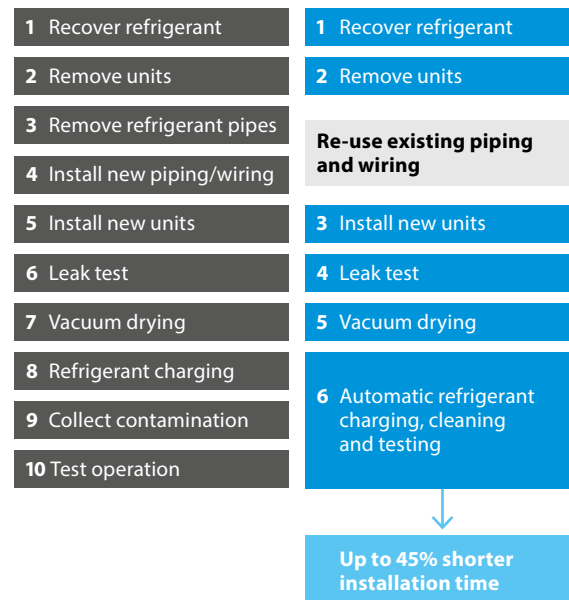
Repairing systems with R22 has been prohibited since 31 December 2014. Installing a technically advanced Replacement VRV-Q system reduces energy consumption and maintenance costs from day one.

Now it's possible to connect VRV IV BS boxes, including the small, light Multi BS boxes designed to offer the largest and most flexible range of design and installation options available.

NEW

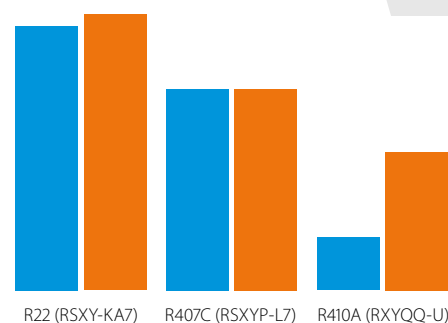
Compare installation steps

Conventional solution VRV-Q



The Daikin low-cost upgrade solution

- ✓ **Reuse drain pipes**
Durable PVC pipes can be easily reused. Only flow tests are required.
- ✓ **Reuse refrigerant pipes**
Pipes used for R22 will also work with VRV-Q, thanks to lower operating pressures of the system.
- ✓ **Reuse refrigerant branch pipes**
There are no restrictions when upgrading from a Daikin VRV system. Other VRF systems require branch pipes to withstand pressure up to 3.3 MPa.
- ! **Replace indoor units and BS boxes**
Contact your local dealer to check compatibility in case you need to keep the indoor units.
- ✓ **Reuse remote control wiring**
Reuse wiring when upgrading from a Daikin VRV system. In other cases, this will depend on the cable type.
- ✓ **Reuse indoor-outdoor wiring**
Restrictions: see remote control wiring.
- ! **Replace outdoor units**



Reduced energy consumption

Up to 40% energy saving

Key guidelines for a quality replacement with VRV-Q

R22 is a hydrochlorofluorocarbon (HCFC) that was commonly used in air conditioning systems. However, both new and recycled sources of R22 are now banned.

Many systems today are still running on R22. But as R22 is no longer available, now is the time to replace R22 systems. The good news is that Daikin's VRV-Q solution delivers significantly higher energy efficiencies, with the potential of saving up to 50%, compared with installing a completely new system.

Refrigerant branch pipes

Refrigerant branch pipes, including those from other manufacturers, Y-refnets, T-refnets and headers, can be reused under the following conditions:

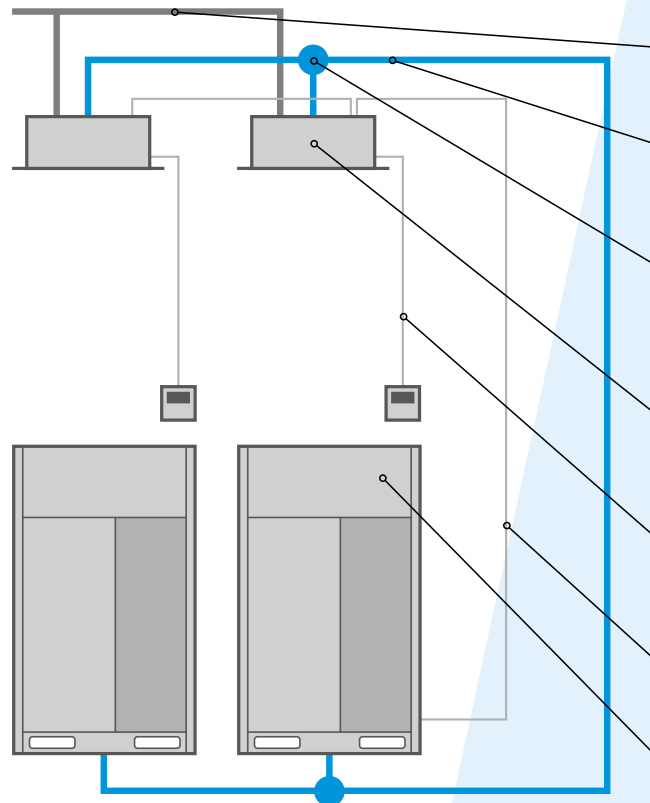
- ✓ Pipes are corrosion-free
- ✓ Pipes are insulated
- ✓ Pipes can withstand a pressure up to 3.3 MPa
- ✓ There are no special components that implement decompression (e.g. oil trap)
- ✓ Installed copper pipework is in suitable condition (piping thickness will generally meet specifications, since the unique Daikin VRV solution operates at lower pressure levels)

Refrigerant oil

Refrigerant piping can be reused if one of the following oils was used: Barrel Freeze, Ethereal, Ester, Ferreol, HAB, MS, Suniso.

Maximum piping lengths and level distances

VRV-Q can be installed for piping systems with a total length up to 300m. See data book for further guidelines.



The Daikin low-cost upgrade solution

- ✓ **Reuse drain pipes**
Durable PVC pipes can be easily reused. Only flow tests are required.
- ✓ **Reuse refrigerant pipes**
Pipes used for R22 will also work with VRV-Q, thanks to lower operating pressures of the system.
- ✓ **Reuse refrigerant branch pipes**
There are no restrictions when upgrading from a Daikin VRV system. Other VRF systems require branch pipes to withstand pressure up to 3.3 MPa.
- ! **Replace indoor units and BS boxes**
Contact your local dealer to check compatibility in case you need to keep the indoor units.
- ✓ **Reuse remote control wiring**
Reuse wiring when upgrading from a Daikin VRV system. In other cases, this will depend on the cable type.
- ✓ **Reuse indoor-outdoor wiring**
Restrictions: see remote control wiring.
- ! **Replace outdoor units**

R-410A**LOOP**
BY DAIKIN

RXYQQ-U (up to 20 hp)

VRV IV-Q Condensing Unit
Heat Pump

Outdoor Units			RXYQQ8U	RXYQQ10U	RXYQQ12U	RXYQQ14U	RXYQQ16U	RXYQQ18U	RXYQQ20U
Capacity	Nominal Cooling	kW	22.40	28.00	33.50	40.00	45.00	50.00	56.00
	Nominal Heating	kW	25.00	31.50	37.50	45.00	50.00	56.00	63.00
Dimensions	Height	mm	1685	1685	1685	1685	1685	1685	1685
	Width	mm	930	930	930	1240	1240	1240	1240
	Depth	mm	765	765	765	765	765	765	765
Weight		kg	198	198	198	275	275	308	308
Air Flow Rate		m ³ /sec	2.700	2.917	3.083	3.717	3.883	4.183	4.350
External Static Pressure	High	Pa	78	78	78	78	78	78	78
Electrical Details	Power Supply	Phase / Hz / V	3 / 50 / 380~415	3 / 50 / 380~415	3 / 50 / 380~415	3 / 50 / 380~415	3 / 50 / 380~415	3 / 50 / 380~415	3 / 50 / 380~415
	Running Current	amps	8.4	11.5	14.2	17.2	20.6	23.4	29.5
	Starting Current	amps	4	4	4	4	4	4	4
	Fuse Rating	amps	20	25	32	32	40	40	50
Refrigerant Circuit	Refrigerant Type		R410A	R410A	R410A	R410A	R410A	R410A	R410A
	Refrigerant Charge	kg	5.9	6.0	6.3	10.3	11.3	11.7	11.8
	Additional Charge	kg	See data book						
Sound Pressure	Nom	dBA	57.0	57.0	61.0	60.0	63.0	62.0	65.0
Sound Power	Nom	dBA	78.0	79.1	83.4	80.9	85.6	83.8	87.9
Piping Limits	Maximum Length	m	120	120	120	120	120	120	120
	Maximum Vertical Rise	m	50	50	50	50	50	50	50
Piping Connections	Liquid	inch (mm)	3/8 (9.5)	3/8 (9.5)	1/2 (12.7)	1/2 (12.7)	1/2 (12.7)	5/8 (15.9)	5/8 (15.9)
	Gas	inch (mm)	3/4 (19.1)	7/8 (22.2)	1 1/8 (28.6)	1 1/8 (28.6)	1 1/8 (28.6)	1 1/8 (28.6)	1 1/8 (28.6)
Capacity Index Limit			100~260	125~325	150~390	175~455	200~520	225~585	250~650
Maximum Number of Connected Indoor Units			64	64	64	64	64	64	64
Trade Condensing Unit Price			£7,721.00	£8,438.00	£9,786.00	£11,418.00	£13,175.00	£15,455.00	£16,970.00

Please see pages 162 - 164 regarding VRV-Q warranty, and contact your local sales office for more information on VRV-Q installation.

R-410A**LOOP**
BY DAIKIN

RXYQQ-U (22 to 28 hp)

VRV IV-Q Condensing Unit
Heat Pump

Outdoor Units			RXYQQ22U		RXYQQ24U		RXYQQ26U		RXYQQ28U	
			RXYQQ10U	RXYQQ12U	RXYQQ8U	RXYQQ16U	RXYQQ12U	RXYQQ14U	RXYQQ12U	RXYQQ16U
Capacity	Nominal Cooling	kW	61.50		67.40		73.50		78.50	
	Nominal Heating	kW	69.00		75.00		82.50		87.50	
Dimensions	Height	mm	1685	1685	1685	1685	1685	1685	1685	1685
	Width	mm	930	930	930	1240	930	1240	930	1240
	Depth	mm	765	765	765	765	765	765	765	765
Weight		kg	198	198	198	275	198	275	198	275
Air Flow Rate		m ³ /sec	2.917	3.083	2.100	3.883	3.083	3.717	3.083	3.883
External Static Pressure	High	Pa	78	78	78	78	78	78	78	78
Electrical Details	Power Supply	Phase / Hz / V	3 / 50 / 380~415	3 / 50 / 380~415	3 / 50 / 380~415	3 / 50 / 380~415	3 / 50 / 380~415	3 / 50 / 380~415	3 / 50 / 380~415	3 / 50 / 380~415
	Running Current	amps	11.5	14.2	8.4	20.6	14.2	17.2	14.2	20.6
	Starting Current	amps	4	4	4	4	4	4	4	4
	Fuse Rating	amps	25	32	20	40	32	32	32	40
Refrigerant Circuit	Refrigerant Type		R410A		R410A		R410A		R410A	
	Refrigerant Charge	kg	6.0	6.3	5.29	11.3	6.3	10.3	6.3	11.3
	Additional Charge	kg	See data book							
Sound Pressure	Nom	dBA	57.0	61.0	57.0	63.0	61.0	60.0	61.0	63.0
Sound Power	Nom	dBA	79.1	83.4	78.0	85.6	83.4	80.9	83.4	85.6
Piping Limits	Maximum Length	m	120		120		120		120	
	Maximum Vertical Rise	m	50		50		50		50	
Piping Connections	Liquid	inch (mm)	5/8 (15.9)		5/8 (15.9)		3/4 (19.1)		3/4 (19.1)	
	Gas	inch (mm)	1 1/8 (28.6)		1 3/8 (34.9)		1 3/8 (34.9)		1 3/8 (34.9)	
Capacity Index Limit			275~715		300~780		325~845		350~910	
Maximum Number of Connected Indoor Units			64		64		64		64	
Trade Condensing Unit Price			£18,224.00		£20,896.00		£21,204.00		£22,961.00	

Please see pages 162 - 164 regarding VRV-Q warranty, and contact your local sales office for more information on VRV-Q installation.

R-410A**LOOP**
BY DAIKIN

RXYQQ-U (30 to 36 hp)

VRV IV-Q Condensing Unit
Heat Pump

Outdoor Units			RXYQQ30U		RXYQQ32U		RXYQQ34U		RXYQQ36U	
			RXYQQ12U	RXYQQ18U	RXYQQ16U	RXYQQ16U	RXYQQ16U	RXYQQ18U	RXYQQ16U	RXYQQ20U
Capacity	Nominal Cooling	kW	83.50		90.00		95.00		101.00	
	Nominal Heating	kW	93.50		100.00		106.00		113.00	
Dimensions	Height	mm	1685	1685	1685	1685	1685	1685	1685	1685
	Width	mm	930	1240	1240	1240	1240	1240	1240	1240
	Depth	mm	765	765	765	765	765	765	765	765
Weight		kg	198	308	275	275	275	308	275	308
Air Flow Rate		m ³ /sec	3.083	4.183	3.883	3.883	3.883	4.183	3.883	4.350
External Static Pressure	High	Pa	78	78	78	78	78	78	78	78
Electrical Details	Power Supply	Phase / Hz / V	3 / 50 / 380~415	3 / 50 / 380~415	3 / 50 / 380~415	3 / 50 / 380~415	3 / 50 / 380~415	3 / 50 / 380~415	3 / 50 / 380~415	3 / 50 / 380~415
	Running Current	amps	14.2	23.4	20.6	20.6	20.6	23.4	20.6	29.5
	Starting Current	amps	4	4	4	4	4	4	4	4
	Fuse Rating	amps	32	40	40	40	40	40	40	50
Refrigerant Circuit	Refrigerant Type		R410A		R410A		R410A		R410A	
	Refrigerant Charge	kg	6.3	11.7	11.3	11.3	11.3	11.7	11.3	11.8
	Additional Charge	kg	See data book							
Sound Pressure	Nom	dBA	61.0	62.0	63.0	63.0	63.0	62.0	63.0	65.0
Sound Power	Nom	dBA	83.4	83.8	85.6	85.6	85.6	83.8	85.6	87.9
Piping Limits	Maximum Length	m	120		120		120		120	
	Maximum Vertical Rise	m	50		50		50		50	
Piping Connections	Liquid	inch (mm)	3/4 (19.1)		3/4 (19.1)		3/4 (19.1)		3/4 (19.1)	
	Gas	inch (mm)	1 3/8 (34.9)		1 3/8 (34.9)		1 3/8 (34.9)		1 5/8 (41.3)	
Capacity Index Limit			375~975		400~1040		425~1105		450~1170	
Maximum Number of Connected Indoor Units			64		64		64		64	

Trade Condensing Unit Price	£25,241.00	£26,350.00	£28,630.00	£30,145.00
------------------------------------	-------------------	-------------------	-------------------	-------------------

Please see pages 162 - 164 regarding VRV-Q warranty, and contact your local sales office for more information on VRV-Q installation.

R-410A**LOOP**
BY DAIKIN

RXYQQ-U (38 to 42 hp)

VRV IV-Q Condensing Unit
Heat Pump

Outdoor Units			RXYQQ38U			RXYQQ40U			RXYQQ42U		
			RXYQQ8U	RXYQQ10U	RXYQQ20U	RXYQQ10U	RXYQQ12U	RXYQQ18U	RXYQQ10U	RXYQQ16U	RXYQQ16U
Capacity	Nominal Cooling	kW	106.40			111.50			118.00		
	Nominal Heating	kW	119.50			125.00			131.50		
Dimensions	Height	mm	1685	1685	1685	1685	1685	1685	1685	1685	1685
	Width	mm	930	930	1240	930	930	1240	930	1240	1240
	Depth	mm	765	765	765	765	765	765	765	765	765
Weight		kg	198	198	308	198	198	308	198	275	275
Air Flow Rate		m ³ /sec	2.100	2.917	4.350	2.917	3.083	4.183	2.917	3.883	3.883
External Static Pressure	High	Pa	78	78	78	78	78	78	78	78	78
Electrical Details	Power Supply	Phase / Hz / V	3 / 50 / 380~415	3 / 50 / 380~415	3 / 50 / 380~415	3 / 50 / 380~415	3 / 50 / 380~415	3 / 50 / 380~415	3 / 50 / 380~415	3 / 50 / 380~415	3 / 50 / 380~415
	Running Current	amps	8.4	11.5	29.5	11.5	14.2	23.4	11.5	20.6	20.6
	Starting Current	amps	4	4	4	4	4	4	4	4	4
	Fuse Rating	amps	20	25	50	25	32	40	25	40	40
Refrigerant Circuit	Refrigerant Type		R410A			R410A			R410A		
	Refrigerant Charge	kg	5.9	6.0	11.8	6.0	6.3	11.7	6.0	11.3	11.3
	Additional Charge	kg	See data book								
Sound Pressure	Nom	dBA	57.0	57.0	65.0	57.0	61.0	62.0	57.0	63.0	63.0
Sound Power	Nom	dBA	78.0	79.1	87.9	79.1	83.4	83.8	79.1	85.6	85.6
Piping Limits	Maximum Length	m	120			120			120		
	Maximum Vertical Rise	m	50			50			50		
Piping Connections	Liquid	inch (mm)	3/4 (19.1)			3/4 (19.1)			3/4 (19.1)		
	Gas	inch (mm)	1 5/8 (41.3)			1 5/8 (41.3)			1 5/8 (41.3)		
Capacity Index Limit			475~1235			500~1300			525~1365		
Maximum Number of Connected Indoor Units			64			64			64		

Trade Condensing Unit Price	£33,129.00	£33,679.00	£34,788.00
------------------------------------	-------------------	-------------------	-------------------

Please see pages 162 - 164 regarding VRV-Q warranty, and contact your local sales office for more information on VRV-Q installation.

R-410A

RQCEQ-P3 (28.0 to 45.0 kW)

VRV III-Q Condensing Unit Heat Recovery



Outdoor Units			RQCEQ280P3		RQCEQ460P3		
			RQEQ140P3	RQEQ140P3	RQEQ140P3	RQEQ140P3	RQEQ180P3
Capacity	Nominal Cooling	kW	28.00		45.00		
	Nominal Heating	kW	32.00		52.00		
Dimensions	Height	mm	1680	1680	1680	1680	1680
	Width	mm	635	635	635	635	635
	Depth	mm	765	765	765	765	765
Weight		kg	175	175	175	175	175
Air Flow Rate		m ³ /sec	1.583	1.583	1.583	1.583	1.833
External Static Pressure	High	Pa	78	78	78	78	78
Electrical Details	Power Supply	Phase	3ph	3ph	3ph	3ph	3ph
		Hz	50	50	50	50	50
		V	380~415	380~415	380~415	380~415	380~415
	Running Current	amps	5.5	5.5	5.5	5.5	8.0
	Starting Current	amps	4	4	4	4	4
	Fuse Rating	amps	16	16	16	16	20
Refrigerant Circuit	Refrigerant Type		R410A		R410A		
	Refrigerant Charge	kg	10.3	10.3	10.3	10.3	10.6
	Additional Charge	kg	See data book				
Sound Pressure	Nom	dBA	54.0	54.0	54.0	54.0	58.0
Piping Limits	Maximum Length	m	120		120		
	Maximum Vertical Rise	m	50		50		
Piping Connections	Liquid	inch (mm)	3/8 (9.5)			1/2 (12.7)	
	Gas	inch (mm)	7/8 (22.2)			1 1/8 (28.6)	
	Discharge	inch (mm)	3/4 (19.1)			7/8 (22.2)	
Capacity Index Limit			140~325			230~520	
Maximum Number of Connected Indoor Units			21			34	
Trade Condensing Unit Price			£9,996.00			£16,421.00	

R-410A

RQCEQ-P3 (50.0 to 63.6 kW)

VRV III-Q Condensing Unit Heat Recovery



Outdoor Units			RQCEQ500P3			RQCEQ540P3		
			RQEQ140P3	RQEQ180P3	RQEQ180P3	RQEQ180P3	RQEQ180P3	RQEQ180P3
Capacity	Nominal Cooling	kW	50.00			54.00		
	Nominal Heating	kW	56.00			60.00		
Dimensions	Height	mm	1680	1680	1680	1680	1680	1680
	Width	mm	635	635	635	635	635	635
	Depth	mm	765	765	765	765	765	765
Weight		kg	175	175	175	175	175	175
Air Flow Rate		m ³ /sec	1.583	1.833	1.833	1.833	1.833	1.833
External Static Pressure	High	Pa	78	78	78	78	78	78
Electrical Details	Power Supply	Phase	3ph	3ph	3ph	3ph	3ph	3ph
		Hz	50	50	50	50	50	50
		V	380~415	380~415	380~415	380~415	380~415	380~415
	Running Current	amps	5.5	8.0	8.0	8.0	8.0	8.0
	Starting Current	amps	4	4	4	4	4	4
	Fuse Rating	amps	16	20	20	20	20	20
Refrigerant Circuit	Refrigerant Type		R410A			R410A		
	Refrigerant Charge	kg	10.3	10.6	10.6	10.6	10.6	10.6
	Additional Charge	kg	See data book					
Sound Pressure	Nom	dBA	54.0	58.0	58.0	58.0	58.0	58.0
Piping Limits	Maximum Length	m	120			120		
	Maximum Vertical Rise	m	50			50		
Piping Connections	Liquid	inch (mm)	5/8 (15.9)			5/8 (15.9)		
	Gas	inch (mm)	1 1/8 (28.6)			1 1/8 (28.6)		
	Discharge	inch (mm)	7/8 (22.2)			7/8 (22.2)		
Capacity Index Limit			250~585			270~650		
Maximum Number of Connected Indoor Units			39			43		
Trade Condensing Unit Price			£17,848.00			£19,275.00		

Please see pages 162 - 164 regarding VRV-Q warranty, and contact your local sales office for more information on VRV-Q installation.

R-410A

RQCEQ-P3 (71.2 to 74.4 kW)

VRV III-Q Condensing Unit Heat Recovery



Outdoor Units			RQCEQ712P3				RQCEQ744P3			
			RQEQ140P3	RQEQ180P3	RQEQ180P3	RQEQ212P3	RQEQ140P3	RQEQ180P3	RQEQ212P3	RQEQ212P3
Capacity	Nominal Cooling	kW	71.20				74.40			
	Nominal Heating	kW	78.40				80.80			
Dimensions	Height	mm	1680	1680	1680	1680	1680	1680	1680	1680
	Width	mm	635	635	635	635	635	635	635	635
	Depth	mm	765	765	765	765	765	765	765	765
Weight		kg	175	175	175	179	175	175	179	179
Air Flow Rate		m ³ /sec	1.583	1.833	1.833	1.833	1.583	1.833	1.833	1.833
External Static Pressure	High	Pa	78	78	78	78	78	78	78	78
Electrical Details	Power Supply	Phase	3ph	3ph	3ph	3ph	3ph	3ph	3ph	3ph
		Hz	50	50	50	50	50	50	50	50
		V	350~415	350~415	350~415	350~415	350~415	350~415	350~415	350~415
	Running Current	amps	5.5	8.0	8.0	11.5	5.5	8.0	11.5	11.5
	Starting Current	amps	4	4	4	4	4	4	4	4
Refrigerant Circuit	Fuse Rating	amps	16	20	20	25	16	20	25	25
	Refrigerant Type		R410A				R410A			
	Refrigerant Charge	kg	10.3	10.6	10.6	11.2	10.3	10.6	11.2	11.2
	Additional Charge	kg	See data book							
Sound Pressure	Nom	dBA	54.0	58.0	58.0	60.0	54.0	58.0	60.0	60.0
Piping Limits	Maximum Length	m	120				120			
	Maximum Vertical Rise	m	50				50			
Piping Connections	Liquid	inch (mm)	5/8 (15.9)				3/4 (19.1)			
	Gas	inch (mm)	1 1/8 (28.6)				1 3/8 (34.9)			
	Discharge	inch (mm)	1 (25)				1 (25)			
Capacity Index Limit			356~780				372~845			
Maximum Number of Connected Indoor Units			52				56			
Trade Condensing Unit Price			£25,423.00				£26,573.00			

R-410A

RQCEQ-P3 (81.6 to 84.8 kW)

VRV III-Q Condensing Unit Heat Recovery



Outdoor Units			RQCEQ816P3			
			RQEQ180P3	RQEQ212P3	RQEQ212P3	RQEQ212P3
Capacity	Nominal Cooling	kW	81.60			
	Nominal Heating	kW	87.20			
Dimensions	Height	mm	1680	1680	1680	1680
	Width	mm	635	635	635	635
	Depth	mm	765	765	765	765
Weight		kg	175	179	179	179
Air Flow Rate		m ³ /sec	1.833	1.833	1.833	1.833
External Static Pressure	High	Pa	78	78	78	78
Electrical Details	Power Supply	Phase	3ph	3ph	3ph	3ph
		Hz	50	50	50	50
		V	380~415	380~415	380~415	380~415
	Running Current	amps	8.0	11.5	11.5	11.5
	Starting Current	amps	4	4	4	4
Refrigerant Circuit	Fuse Rating	amps	20	25	25	25
	Refrigerant Type		R410A			
	Refrigerant Charge	kg	10.6	11.2	11.2	11.2
	Additional Charge	kg	See data book			
Sound Pressure	Nom	dBA	58.0	60.0	60.0	60.0
Piping Limits	Maximum Length	m	120			
	Maximum Vertical Rise	m	50			
Piping Connections	Liquid	inch (mm)	3/4 (19.1)			
	Gas	inch (mm)	1 3/8 (34.9)			
	Discharge	inch (mm)	1 1/8 (28.6)			
Capacity Index Limit			408~910			
Maximum Number of Connected Indoor Units			60			
Trade Condensing Unit Price			£29,150.00			

Please see pages 162 - 164 regarding VRV-Q warranty, and contact your local sales office for more information on VRV-Q installation.

R-410A

VRV-Q Warranty

Warranty and site services

The warranty for VRV-Q systems operates under different conditions from our standard warranty. To ensure complete suitability of the existing site, a choice of optional warranty and special site services packages are available from Daikin Airconditioning UK Ltd. These choices will ensure the VRV-Q system is designed and commissioned to provide the client with complete 'peace of mind' operation.

The choices include:

- Pre-order checks on the existing pipework and fan coils installed on the clients' site to ensure suitability for VRV-Q installation
- Commissioning of the new VRV-Q installation to ensure correct and efficient operation

Warranty options for three or five years are available depending on the qualification criteria and the type of system being installed.

Commissioning Log Books should be available for inspection by Daikin Airconditioning UK Ltd if required.

The tables below provide an overview of the choices. For full details please contact your local sales office.



VRV-Q Warranty Choices

1. VRV-Q combined with new fan coil units

Warranty Package Level	For Site with New Fan Coils	
	non D1	D1/D1+
Condensing Unit Warranty Period	3 Years	5 Years
Fan Coil Unit Warranty Period	3 Years	5 Years
Site Pre-Order Inspection	By trained approved engineer ⁽¹⁾ OR by Daikin Airconditioning UK Ltd (additional cost)	
Commissioning	By approved engineer ⁽¹⁾ (subsequent projects) OR by Daikin Airconditioning UK Ltd (additional cost)	

2. VRV-Q combined with existing fan coil units

Warranty Package Level	For Site with Existing Fan Coils	
	non D1	D1/D1+
Condensing Unit Warranty Period	3 Years	5 Years
Existing Fan Coil Unit Warranty Period	0 Years	0 Years
Site Pre-Order Inspection	By trained approved engineer ⁽¹⁾⁽²⁾ OR by Daikin Airconditioning UK Ltd (additional cost)	
Commissioning	By approved engineer ⁽¹⁾ (subsequent projects) OR by Daikin Airconditioning UK Ltd (additional cost)	

Notes:

⁽¹⁾ Approved engineer to sign commissioning report and be able to identify DAUK official training programme attended, SE19 VRV-Q required

⁽²⁾ Trained approved engineer to collect 2 hours of data per system from the service checker for assessment

Daikin Support Options	Cost	Code
Site pre-order inspection per system*	£237.00	UK.SFV/N/INSP
Site pre-inspection (existing fan coils) including 2 hour service checker analysis per system*	£386.00	UK.SFV/E/INSP
Daikin commissioning per system*	£541.00	UK.SFV/SYCOMM
Daikin full day commissioning assistance	£757.00	UK.SFV/FULLCOMM

*System is defined as a maximum of 3 connected condensers. All prices shown are Net. No further discount can be applied.

VRV-Q Warranty Detail

Approved engineer

An approved engineer is an engineer who:

1. Is suitably registered in accordance with F-gas regulations
2. Has successfully completed a Daikin Airconditioning UK Ltd VRV Air Cooled installation and commissioning course within the last 3 years
3. Has completed SE19 VRV-Q course in the past 3 years

Net price

Net price, exclusive of VAT and subject to our standard terms and conditions. No other discounts are applicable.

Prices shown for site pre-order inspection and commissioning are for work undertaken during normal working hours between 09:00 and 17:30. Any request for attendance to site out of these hours is subject to additional charges.

Warranty

To activate the warranty, the Daikin Airconditioning UK Ltd VRV Commissioning Log Book will need to be fully completed and submitted to Daikin Airconditioning UK Ltd FQS department for checking. Upon receipt and validation that all required details are provided and satisfactory, Daikin Airconditioning UK Ltd will issue a confirmation letter that the warranty is activated. Where Daikin Airconditioning UK Ltd will complete the commissioning, we will provide a copy of the Commissioning Log Book to the installation contractor. Except where mentioned above, our standard warranty conditions will apply. If none of the packaged options are chosen, then the warranty will be limited to a standard 12 month parts only cover.

Site pre-order inspection

Where required, Daikin Airconditioning UK Ltd will attend the site to check the suitability of the existing equipment and pipework for connection to VRV-Q. Where it is not possible to check operation or equipment condition, this will also be highlighted in the final report, and appropriate recommendations made.



If an approved engineer carries out the site inspection, then a Daikin Airconditioning UK Ltd supplied form shall be completed and submitted to our FQS department for checking and approval prior to any order being accepted.

The pre-order site inspection will include the following items:

- **Existing system(s) capacity** – necessary to estimate required system load for the new system
 - Record all the model numbers and the serial numbers for the indoor and the outdoor units and indicate actual installed system combinations
- **Check status of the existing indoor units** – necessary if the existing units are to be reused
 - Check filter condition
 - Check coil condition
 - Check fan motor operation – select fan only and check for air movement and for unusual noise and vibration
- **Installed pipework details** – necessary to check compliance with the manufacturer's specification and assess install quality. This would highlight any required rectification prior to the installation of the new system
 - Provide as installed pipework diagrams. If not available, provide as installed pipe work schematics from information gathered on site
 - Check the distance from the outdoor to the farthest indoor along the pipe work route
 - Check the distance from the first Refnet fitting to the farthest indoor unit
 - Check the height difference between the outdoor and the lowest indoor when the outdoor is situated above the indoor units or height difference between the outdoor and the highest indoor if the outdoor is situated below the indoor units
 - Check the height difference between the highest and the lowest indoor connected to the same system
 - Provide the lengths of all installed pipe sizes
- Check the installation position and angle of the Refnet Joints
- Check the condition of the pipe insulation
- Check the adequacy of the existing pipe supports
- **Installed communication and control wiring** – necessary to check compliance with the manufacturer's specification, suitability for the new system and suitability for new controls specification
 - Check sizes and type of the interconnecting communication cables between indoor units, outdoor units and any central control systems
 - Check the separation between the power wiring and the installed controls wiring
- **Power wiring to the outdoor units** – necessary to check suitability for the new outdoor units
 - Check supply voltage
 - Check number of outlets available adjacent to the outdoor units compound
 - Check fuse/MCB sizes and types
 - Check status of the isolators
- **System health checks** – it is important to know if the existing systems are operating to their optimum. If there are issues which may affect the new installation they need to be identified and rectified before installation of the new system. A comprehensive list of the operating data can be collected by connecting a VRV Checker to each system and recording a minimum of one hour operation data for analysis. This data should be sent back to Daikin Airconditioning UK Ltd FQS department for analysis
 - Operate the whole system in cooling for ½ hour and in heating for ½ hour to collect representative data
 - Send data to Daikin Airconditioning UK Ltd FQS department for analysis

VRV-Q Warranty Detail

- **System history check** – although the new VRV-Q system is designed to re-use existing pipework and in some cases existing indoor units it is still necessary to know the existing systems operational history to judge its integrity for the new application
 - Check for presence of leak protection dye and acid level – use total test kit
 - Ensure that no Acid Away chemical has ever been added to the system refrigerant charge
- **Existing system controls** – investigate currently installed local controls, centralised controls and connection to the third party systems. This is particularly necessary if any existing controls are planned to be re-used

Commissioning

Dependent on the requirement, either an approved engineer or Daikin Airconditioning UK Ltd will provide system commissioning on the completed installation. As mentioned in the warranty section above, a completed log book will need to be submitted to activate the warranty.

Commissioning where not provided by Daikin Airconditioning UK Ltd, can only be completed by an approved engineer.

Where Daikin Airconditioning UK Ltd provides commissioning as part of the package this shall include:

- Check installation of new units – ensure new piping is installed correct to Daikin specification
- Check power supplies – local isolators, MCB rating
- Fill in model number data, serial numbers etc. to commissioning log book
- Initialise VRV System and ensure all units communicate
- Set up additional control systems – ITC, Bacnet and provide demonstration
- Charge additional refrigerant
- Perform "Test" operation – including "Automatic" charging function
- Connect service checker and monitor operation – Cool>Heat>Heat Recovery
- Complete Commissioning Log Book
- Provide additional comments and recommendations if necessary
- Leave operation set as required by client

Prior to our site attendance the following shall be completed:

- All communication wiring is complete and terminated correctly
- All electrical work is complete and correct (supply wiring type and size – Breaker size correct)
- All systems piping has been pressure tested to 33 Bar
- All systems piping has been evacuated to < 5 Torr
- All systems piping has been measured and is available for our information
- Sufficient additional refrigerant is available on the day

Any other works other than those detailed above are excluded.

DNSS (Daikin Network Service System)

Where Daikin Airconditioning UK Ltd provide DNSS this shall include the following items:

- Commissioning of DNSS system (on-site service)
- GPRS router and SIM (this will be property of Daikin Airconditioning UK Ltd)
- Remote energy saving service
- 24/7 monitoring of VRV operating data
- Instant notification of system malfunction (email) 7 days a week
- Malfunction prediction service (during office hours 09.00 - 17.30)
- Bi-annual energy saving report indicating electricity cost saving and reduction in CO₂ emissions
- Recommendations to improve operating settings
- Issue of a DNSS user pack

All of the above will be provided for the warranty period of the VRV (either 3 or 5 years) depending on the package selected.

Prior to our site attendance the following shall be completed:

- A device compatible with DNSS is installed on site – Daikin Intelligent Manager, Daikin Intelligent Touch Controller or Daikin LC controller. (Not included in the price of the monitoring package)
- All electrical work is complete and correct (supply wiring type and size – breaker size correct) also F1/F2 communications are installed
- A full set of as installed drawings are available – indicating system configurations, installation locations and room references

- A power source is installed for the GPRS modem near the control device – this can be powered from a standard socket
- A connection to the internet is available – for areas where there is poor GPRS coverage a LAN or analogue phone connection must be installed near the control device. (Installation and rental costs are not included in the price of the monitoring package)
- Full access must be made available to the VRV equipment and if any access equipment is required Daikin UK must be informed prior to the site visit
- A list of contacts must be issued to Daikin Airconditioning UK Ltd (these are the contacts that should be e-mailed or telephoned in the event of a malfunction or error with the air conditioning system). If these change in the future, information will be given in the user pack for how to notify Daikin Airconditioning UK Ltd of the changes

This is an extract from the Daikin publication "Warranty and Site Services Package for VRV-Q". Please contact your local sales office to receive a copy and obtain further information.

Water Cooled VRV

The Water Cooled VRV W+ has been completely redesigned to be even larger in capacity and small on footprint.

Along with all of the familiar VRV IV technologies such as Variable Refrigerant Temperature control and simple commissioning tools, VRV W+ incorporates new technology to make it the perfect fit for applications where space is at a premium.

Water Cooled VRV is perfectly suited for:

- Geothermal applications with heating provided even at low water temperatures (-10°C)
- A high degree of design flexibility to maximise efficiency and space
- Internal installation, low sound, comfortably meeting planning requirements
- Very small footprint, when space is a valuable commodity
- Highly efficient operation
- Less refrigerant than an equivalent air cooled VRV to meet refrigerant quantity legislation with ease
- Simple integration with district heating and cooling networks
- Meets ECA requirements (subject to approval)

New with VRV W+

- Heat Pump and Heat Recovery, standard and geothermal models all in the same unified machine
- 9 additional system combinations
- 40% more capacity from a single condenser
- Smallest footprint
- **120kW in less than 0.43m² of floor space**
- Use any combination of condensers to achieve the desired capacity
- Reliable Low and High temperature hot water production
- Air Handling Unit Connectivity
- **Zero heat dissipation from the condensers**
* Unique – no need to cool the plant area

- Highest efficiency
- Simple maintenance
 - Remove all panels for service and maintenance without disconnecting refrigerant or water pipework
 - Rotating switch box
- Fully configurable inverter controlled water flow control



* Unique: Zero heat dissipation feature

Now there is no need to cool down the plant room when using water cooled condensers. Traditional units release heat from the compressor and PCB's into the plant room.

VRV W+ is unique in that it is self-cooling, making the condensers heat neutral wherever they are installed. This means reduced costs and easier installation.



R-410A
LOOP
 BY DAIKIN

Heat Pump and Heat Recovery
 RWEYQ-T9 (8 to 18 hp)

VRV IV W+ Water Cooled Condensing Units



Outdoor Units			RWEYQ8T9	RWEYQ10T9	RWEYQ12T9	RWEYQ14T9	RWEYQ16T		RWEYQ18T	
							RWEYQ8T9	RWEYQ8T9	RWEYQ8T9	RWEYQ10T9
Capacity	Nominal Cooling	kW	22.4	28.0	33.5	40.0	44.8		50.4	
	Nominal Heating	kW	25.0	31.5	37.5	45.0	50		56.5	
ηs,c	Seasonal Efficiency Cooling	%	326.80	307.80	359.00	330.70	307.6		308.7	
ηs,h	Seasonal Efficiency Heating	%	524.30	465.90	436.00	397.10	459.2		491.1	
Dimensions	Height	mm	980	980	980	980	980	980	980	980
	Width	mm	767	767	767	767	767	767	767	767
	Depth	mm	560	560	560	560	560	560	560	560
Weight		kg	185	185	185	185	185	185	185	185
Electrical Details	Power Supply	Phase /Hz/v	3ph / 50 / 400	3ph / 50 / 400	3ph / 50 / 400	3ph / 50 / 400	3ph / 50 / 400	3ph / 50 / 400	3ph / 50 / 400	3ph / 50 / 400
	Running Current	amps	6.5	9.0	10.0	12.6	6.5	6.5	6.5	9.0
	Starting Current	amps	4	4	4	4	4	4	4	4
	Fuse Rating	amps	25	25	25	25	25	25	25	25
Refrigerant Circuit	Refrigerant Type		R410A	R410A	R410A	R410A	R410A		R410A	
	Refrigerant Charge	kg	7.9	7.9	9.6	9.6	7.9	7.9	7.9	7.9
	Additional Charge	kg	See data book				See data book		See data book	
Sound Power		dBA	65.0	71.0	72.0	74.0	65.0	65.0	65.0	71.0
Sound Pressure		dBA	48.0	50.0	56.0	58.0	48.0	48.0	48.0	50.0
Piping Limits	Maximum Length	m	165	165	165	165	165		165	
	Maximum Vertical Rise	m	50m if outdoor above IU / 40m if outdoor below IU				50m if outdoor above IU / 40m if outdoor below IU		50m if outdoor above IU / 40m if outdoor below IU	
Piping Connections	Liquid	inch (mm)	3/8 (9.5)	3/8 (9.5)	1/2 (12.7)	1/2 (12.7)	1/2 (12.7)		5/8 (15.9)	
	Gas Heat Pump	inch (mm)	3/4 (19.1)	7/8 (22.2)	1 1/8 (28.6)	1 1/8 (28.6)	1 1/8 (28.6)		1 1/8 (28.6)	
	Gas Heat recovery	inch (mm)	3/4 (19.1)	7/8 (22.2)	1 1/8 (28.6)	1 1/8 (28.6)	1 1/8 (28.6)		1 1/8 (28.6)	
	Discharge (HR only)	inch (mm)	5/8 (15.9)	3/4 (19.1)		7/8 (22.2)	7/8 (22.2)		7/8 (22.2)	
	Drain	Outlet	14mm OD / 10mm ID per module	14mm OD / 10mm ID per module	14mm OD / 10mm ID per module	14mm OD / 10mm ID per module	14mm OD / 10mm ID per module		14mm OD / 10mm ID per module	
	Water	Inlet & Outlet	ISO 228 - G1 1/4 B External thread - Per module				ISO 228 - G1 1/4 B External thread - Per module		ISO 228 - G1 1/4 B External thread - Per module	
Capacity	VRV Indoor units	%	50-130	50-130	50-130	50-130	50-130		50-130	
Index Limit	HR VRV I/U & HT Hydrobox	%	50-150	50-150	50-150	50-150	50-150		50-150	
Maximum Number of Connected Indoor Units			64	64	64	64	64		64	
Trade Condensing Unit Price			£8,477.00	£10,200.00	£12,152.00	£14,075.00	£16,954.00		£18,677.00	

Notes:

Daikin has introduced the new VRV IV W+ Water Cooled condensing unit to complement the rest of the VRV range. The water cooled system has a number of advantages over an air cooled system:

- › High efficiencies & suitable for tall multi-storied buildings due to no limitations of water piping length & can be used with open and closed loop ground source systems
- › Wide operation range with inlet water temperatures of +10°C to +45°C (possible down to -10°C in heating with the use of glycol) & the system offers greater efficiency in heating mode as there is no defrost cycle required for the water loop

R-410A**LOOP**
BY DAIKINHeat Pump and Heat Recovery
RWEYQ-T9 (20 to 28 hp)VRV IV W+ Water Cooled
Condensing Units

Outdoor Units			RWEYQ20T		RWEYQ22T		RWEYQ24T		RWEYQ26T		RWEYQ28T	
			RWEYQ10T9	RWEYQ10T9	RWEYQ10T9	RWEYQ12T9	RWEYQ12T9	RWEYQ12T9	RWEYQ12T9	RWEYQ14T9	RWEYQ14T9	RWEYQ14T9
Capacity	Nominal Cooling	kW	56		61.5		67		73.5		80	
	Nominal Heating	kW	63		69		75		82.5		90	
ηs,c	Seasonal Efficiency Cooling	%	298.10		311.30		342.60		322.50		306.10	
ηs,h	Seasonal Efficiency Heating	%	466.80		447.90		434.50		406.90		387.90	
Dimensions	Height	mm	980	980	980	980	980	980	980	980	980	980
	Width	mm	767	767	767	767	767	767	767	767	767	767
	Depth	mm	560	560	560	560	560	560	560	560	560	560
Weight		kg	185	185	185	185	185	185	185	185	185	185
Electrical Details	Power Supply	Phase /Hz/v	3ph / 50 / 400	3ph / 50 / 400	3ph / 50 / 400	3ph / 50 / 400	3ph / 50 / 400	3ph / 50 / 400	3ph / 50 / 400	3ph / 50 / 400	3ph / 50 / 400	3ph / 50 / 400
	Running Current	amps	9	9	9	10	10	10	10	12.6	12.6	12.6
	Starting Current	amps	4	4	4	4	4	4	4	4	4	4
	Fuse Rating	amps	25	25	25	25	25	25	25	25	25	25
Refrigerant Circuit	Refrigerant Type		R410A		R410A		R410A		R410A		R410A	
	Refrigerant Charge	kg	7.9	7.9	7.9	9.6	9.6	9.6	9.6	9.6	9.6	9.6
	Additional Charge	kg	See data book		See data book		See data book		See data book		See data book	
Sound Power		dBA	71.0	71.0	71.0	72.0	72.0	72.0	72.0	74.0	74.0	74.0
Sound Pressure		dBA	50.0	50.0	50.0	56.0	56.0	56.0	56.0	58.0	58.0	58.0
Piping Limits	Maximum Length	m	165		165		165		165		165	
	Maximum Vertical Rise	m	50m if outdoor above IU / 40m if outdoor below IU		50m if outdoor above IU / 40m if outdoor below IU		50m if outdoor above IU / 40m if outdoor below IU		50m if outdoor above IU / 40m if outdoor below IU		50m if outdoor above IU / 40m if outdoor below IU	
Piping Connections	Liquid	inch (mm)	5/8 (15.9)		5/8 (15.9)		5/8 (15.9)		3/4 (19.1)		3/4 (19.1)	
	Gas Heat Pump	inch (mm)	1 1/8 (28.6)		1 1/8 (28.6)		1 3/8 (34.9)		1 3/8 (34.9)		1 3/8 (34.9)	
	Gas Heat recovery	inch (mm)	1 1/8 (28.6)		1 1/8 (28.6)		1 3/8 (34.9)		1 3/8 (34.9)		1 3/8 (34.9)	
	Discharge (HR only)	inch (mm)	1 1/8 (28.6)		1 1/8 (28.6)		1 1/8 (28.6)		1 1/8 (28.6)		1 1/8 (28.6)	
	Drain	Outlet	14mm OD / 10mm ID per module		14mm OD / 10mm ID per module		14mm OD / 10mm ID per module		14mm OD / 10mm ID per module		14mm OD / 10mm ID per module	
	Water	Inlet & Outlet	ISO 228 - G1 1/4 B External thread - Per module		ISO 228 - G1 1/4 B External thread - Per module		ISO 228 - G1 1/4 B External thread - Per module		ISO 228 - G1 1/4 B External thread - Per module		ISO 228 - G1 1/4 B External thread - Per module	
Capacity	VRV Indoor units	%	50-130		50-130		50-130		50-130		50-130	
Index Limit	HR VRV I/U & HT Hydrobox	%	50-150		50-150		50-150		50-150		50-150	
Maximum Number of Connected Indoor Units			64		64		64		64		64	
Trade Condensing Unit Price			£20,400.00		£22,352.00		£24,304.00		£26,227.00		£28,150.00	

Notes:

The VRV IV W+ Water Cooled system is supplied as a common unit and can be used in either heat pump and heat recovery modes, from size 8 to 42 all using a three phase power supply. The system is fully compatible with the full range of existing VRV fan coils and controls packages. It should be installed in a plant room.

R-410A

LOOP
 BY DAIKIN

Heat Pump and Heat Recovery
 RWEYQ-T9 (30 to 34 hp)

VRV IV W+ Water Cooled Condensing Units



Outdoor Units			RWEYQ30T			RWEYQ32T			RWEYQ34T		
			RWEYQ10T9	RWEYQ10T9	RWEYQ10T9	RWEYQ10T9	RWEYQ10T9	RWEYQ12T9	RWEYQ10T9	RWEYQ12T9	RWEYQ12T9
Capacity	Nominal Cooling	kW	84			89.5			95		
	Nominal Heating	kW	94.5			100.5			106.5		
η _{s,c}	Seasonal Efficiency Cooling	%	308.30			318.20			342.50		
η _{s,h}	Seasonal Efficiency Heating	%	467.20			456.10			447.00		
Dimensions	Height	mm	980	980	980	980	980	980	980	980	980
	Width	mm	767	767	767	767	767	767	767	767	767
	Depth	mm	560	560	560	560	560	560	560	560	560
Weight		kg	185	185	185	185	185	185	185	185	185
Electrical Details	Power Supply	Phase /Hz/v	3ph / 50 / 400	3ph / 50 / 400	3ph / 50 / 400	3ph / 50 / 400	3ph / 50 / 400	3ph / 50 / 400	3ph / 50 / 400	3ph / 50 / 400	3ph / 50 / 400
	Running Current	amps	9	9	9	9	9	10	9	10	10
	Starting Current	amps	4	4	4	4	4	4	4	4	4
	Fuse Rating	amps	25	25	25	25	25	25	25	25	25
Refrigerant Circuit	Refrigerant Type		R410A			R410A			R410A		
	Refrigerant Charge	kg	7.9	7.9	7.9	7.9	7.9	9.6	7.9	9.6	9.6
	Additional Charge	kg	See data book			See data book			See data book		
Sound Power		dBA	71.0	71.0	71.0	71.0	71.0	72.0	71.0	72.0	72.0
Sound Pressure		dBA	50.0	50.0	50.0	50.0	50.0	56.0	50.0	56.0	56.0
Piping Limits	Maximum Length	m	165			165			165		
	Maximum Vertical Rise	m	50m if outdoor above IU / 40m if outdoor below IU			50m if outdoor above IU / 40m if outdoor below IU			50m if outdoor above IU / 40m if outdoor below IU		
Piping Connections	Liquid	inch (mm)	3/4 (19.1)			3/4 (19.1)			3/4 (19.1)		
	Gas Heat Pump	inch (mm)	1 3/8 (34.9)			1 3/8 (34.9)			1 3/8 (34.9)		
	Gas Heat recovery	inch (mm)	1 3/8 (34.9)			1 3/8 (34.9)			1 3/8 (34.9)		
	Discharge (HR only)	inch (mm)	1 1/8 (28.6)			1 1/8 (28.6)			1 1/8 (28.6)		
	Drain	Outlet	14mm OD / 10mm ID per module			14mm OD / 10mm ID per module			14mm OD / 10mm ID per module		
	Water	Inlet & Outlet	ISO 228 - G1 1/4 B External thread - Per module			ISO 228 - G1 1/4 B External thread - Per module			ISO 228 - G1 1/4 B External thread - Per module		
Capacity	VRV Indoor units	%	50-130			50-130			50-130		
Index Limit	HR VRV I/U & HT Hydrobox	%	50-150			50-150			50-150		
Maximum Number of Connected Indoor Units			64			64			64		
Trade Condensing Unit Price			£30,600.00			£32,552.00			£34,504.00		

Notes:

Daikin has introduced the new VRV IV W+ Water Cooled condensing unit to complement the rest of the VRV range. The water cooled system has a number of advantages over an air cooled system:

- › High efficiencies & suitable for tall multi-storied buildings due to no limitations of water piping length & can be used with open and closed loop ground source systems
- › Wide operation range with inlet water temperatures of +10°C to +45°C (possible down to -10°C in heating with the use of glycol) & the system offers greater efficiency in heating mode as there is no defrost cycle required for the water loop

R-410A**LOOP**
BY DAIKINHeat Pump and Heat Recovery
RWEYQ-T9 (36 to 42 hp)VRV IV W+ Water Cooled
Condensing Units

Outdoor Units			RWEYQ36T			RWEYQ38T			RWEYQ40T			RWEYQ42T		
			RWEYQ 12T9	RWEYQ 12T9	RWEYQ 12T9	RWEYQ 12T9	RWEYQ 12T9	RWEYQ 14T9	RWEYQ 12T9	RWEYQ 14T9	RWEYQ 14T9	RWEYQ 14T9	RWEYQ 14T9	RWEYQ 14T9
Capacity	Nominal Cooling	kW	100.5			107.0			113.5			120		
	Nominal Heating	kW	112.5			120.0			127.5			135		
η _{s,c}	Seasonal Efficiency Cooling	%	352.30			338.80			341.40			332.90		
η _{s,h}	Seasonal Efficiency Heating	%	438.50			419.40			404.40			391.20		
Dimensions	Height	mm	980	980	980	980	980	980	980	980	980	980	980	980
	Width	mm	767	767	767	767	767	767	767	767	767	767	767	767
	Depth	mm	560	560	560	560	560	560	560	560	560	560	560	560
Weight		kg	185	185	185	185	185	185	185	185	185	185	185	185
Electrical Details	Power Supply	Phase /Hz/v	3ph / 50 / 400	3ph / 50 / 400	3ph / 50 / 400	3ph / 50 / 400	3ph / 50 / 400	3ph / 50 / 400	3ph / 50 / 400	3ph / 50 / 400	3ph / 50 / 400	3ph / 50 / 400	3ph / 50 / 400	3ph / 50 / 400
	Running Current	amps	10	10	10	10	10	12.6	10	12.6	12.6	12.6	12.6	12.6
	Starting Current	amps	4	4	4	4	4	4	4	4	4	4	4	4
	Fuse Rating	amps	25	25	25	25	25	25	25	25	25	25	25	25
Refrigerant Circuit	Refrigerant Type		R410A			R410A			R410A			R410A		
	Refrigerant Charge	kg	9.6	9.6	9.6	9.6	9.6	9.6	9.6	9.6	9.6	9.6	9.6	9.6
	Additional Charge	kg	See data book			See data book			See data book			See data book		
Sound Power		dB(A)	72.0	72.0	72.0	72.0	72.0	74.0	72.0	74.0	74.0	74.0	74.0	74.0
Sound Pressure		dB(A)	56.0	56.0	56.0	56.0	56.0	58.0	56.0	58.0	58.0	58.0	58.0	58.0
Piping Limits	Maximum Length	m	165			165			165			165		
	Maximum Vertical Rise	m	50m if outdoor above IU / 40m if outdoor below IU			50m if outdoor above IU / 40m if outdoor below IU			50m if outdoor above IU / 40m if outdoor below IU			50m if outdoor above IU / 40m if outdoor below IU		
Piping Connections	Liquid	inch (mm)	3/4 (19.1)			3/4 (19.1)			3/4 (19.1)			3/4 (19.1)		
	Gas Heat Pump	inch (mm)	1 5/8 (41.3)			1 5/8 (41.3)			1 5/8 (41.3)			1 5/8 (41.3)		
	Gas Heat recovery	inch (mm)	1 5/8 (41.3)			1 5/8 (41.3)			1 5/8 (41.3)			1 5/8 (41.3)		
	Discharge (HR only)	inch (mm)	1 1/8 (28.6)			1 3/8 (34.9)			1 3/8 (34.9)			1 3/8 (34.9)		
	Drain	Outlet	14mm OD / 10mm ID per module			14mm OD / 10mm ID per module			14mm OD / 10mm ID per module			14mm OD / 10mm ID per module		
	Water	Inlet & Outlet	ISO 228 - G1 1/4 B External thread - Per module			ISO 228 - G1 1/4 B External thread - Per module			ISO 228 - G1 1/4 B External thread - Per module			ISO 228 - G1 1/4 B External thread - Per module		
Capacity	VRV Indoor units	%	50-130			50-130			50-130			50-130		
Index Limit	HR VRV I/U & HT Hydrobox	%	50-150			50-150			50-150			50-150		
Maximum Number of Connected Indoor Units			64			64			64			64		
Trade Condensing Unit Price			£36,456.00			£38,379.00			£40,302.00			£42,225.00		

Notes:

The VRV IV W+ Water Cooled system is supplied as a common unit and can be used in either heat pump and heat recovery modes, from size 8 to 42 all using a three phase power supply. The system is fully compatible with the full range of existing VRV fan coils and controls packages. It should be installed in a plant room.

R-410A

BS-Q-A

VRV IV+ Branch Selector Boxes – Heat Recovery

Main features:

- Unlimited unused ports
- Smaller, lighter and quieter than comparable products
- Fan coils up to 140 class can be attached to a single port

All VRV IV+ Heat Recovery, VRV III-Q replacement and Water Cooled VRV (RWEYQ-T9) now use VRV IV+ Multi Boxes.



BS1Q10,16,25A



BS4Q14A



BS6,8Q14A



BS10,12Q14A



BS16Q14A

The VRV IV+ Heat Recovery series has a range of BS boxes, designed to offer unrivalled flexibility, enabling you to install and adapt the systems in as little time, effort and cost as possible.

Single Boxes for VRV IV+ Heat Recovery (REYQ-U / RWEYQ-T9 / RREQ-P3)			Single Boxes		
			BS1Q10A	BS1Q16A	BS1Q25A
Dimensions	H x W x D	mm	207 x 388 x 326	207 x 388 x 326	207 x 388 x 326
Weight		kg	12	12	15
Total Indoor Capacity			15 ~ 100	101 ~ 160	161 ~ 250
Number of Fan Coil Units			6	8	8
Electrical Details	Power Supply	Phase / Hz / V	1 / 50 / 230	1 / 50 / 230	1 / 50 / 230
	Power Input	kW	0.005	0.005	0.005
	Fuse Rating	amps	5	5	5
Piping Limits	Level Difference	m	See data book		
	Maximum Length	m	See data book		
Piping Connections Indoor	Liquid	inch (mm)	3/8 (9.5)	3/8 (9.5)	3/8 (9.5)
	Gas	inch (mm)	5/8 (15.9)	5/8 (15.9)	7/8 (22.2)
Piping Connections Outdoor	Liquid	inch (mm)	3/8 (9.5)	3/8 (9.5)	3/8 (9.5)
	Suction	inch (mm)	5/8 (15.9)	5/8 (15.9)	7/8 (22.2)
	Discharge	inch (mm)	1/2 (12.7)	1/2 (12.7)	3/4 (19.1)

Trade Accessory Price	£517.00	£567.00	£652.00
------------------------------	----------------	----------------	----------------

Multi Boxes for VRV IV+ Heat Recovery (REYQ-U / RWEYQ-T9 / RREQ-P3)			Multi Boxes					
			BS4Q14AV1B	BS6Q14AV1B	BS8Q14AV1B	BS10Q14AV1B	BS12Q14AV1B	BS16Q14AV1B
Dimensions	H x W x D	mm	298 x 370 x 430	298 x 580 x 430	298 x 580 x 430	298 x 820 x 430	298 x 820 x 430	298 x 1060 x 430
Weight		kg	17	24	26	35	38	50
Branches per box			4	6	8	10	12	16
Capacity index of each branch			140 or less	140 or less	140 or less	140 or less	140 or less	140 or less
Number of Fan Coil Units per branch			5 per branch	5 per branch	5 per branch	5 per branch	5 per branch	5 per branch
Total Indoor Capacity Index			400 or less	600 or less	750 or less	750 or less	750 or less	750 or less
Total number of Fan Coil units per box			20	30	40	50	60	64
Electrical Details	Power Supply	Phase / Hz / V	1 / 50 / 230	1 / 50 / 230	1 / 50 / 230	1 / 50 / 230	1 / 50 / 230	1 / 50 / 230
	Power Input	kW	0.043	0.064	0.086	0.107	0.129	0.172
	Fuse Rating	amps	5	5	5	5	5	5
Piping Limits	Level Difference	m	See data Book					
	Maximum Length	m	See data Book					
Piping Connections Indoor	Liquid	inch (mm)	3/8 (9.5)	3/8 (9.5)	3/8 (9.5)	3/8 (9.5)	3/8 (9.5)	3/8 (9.5)
	Gas	inch (mm)	5/8 (15.9)	5/8 (15.9)	5/8 (15.9)	5/8 (15.9)	5/8 (15.9)	5/8 (15.9)
Piping Connections Outdoor	Liquid	inch (mm)	3/8 (9.5)	1/2 (12.7)	1/2 (12.7)	5/8 (15.9)	5/8 (15.9)	3/4 (19.1)
	Suction	inch (mm)	7/8 (22.2)	1 1/8 (28.6)	1 1/8 (28.6)	1 1/8 (28.6)	1 1/8 (28.6)	1 3/8 (34.9)
	Discharge	inch (mm)	3/4 (19.1)	3/4 (19.1)	3/4 (19.1)	1 1/8 (28.6)	1 1/8 (28.6)	1 1/8 (28.6)

Trade Accessory Price	£2,360.00	£3,230.00	£4,249.00	£5,106.00	£6,257.00	£7,616.00
------------------------------	------------------	------------------	------------------	------------------	------------------	------------------

Accessories:

Accessory Ref	Description	Trade Price
KHRP26A250T	Junction pipe kit to link two Multi BS ports to connect 20 and 25kW fan coils	£428.00
KHFP26M224	Stop valve kit for multi BS box future expansion without refrigerant recovery	£139.00
KHFP26A100C	Pipe closing kit for unused ports	£67.00
EKBSVQLNP	Sound reduction kit for single BS box	£124.00
KDDN26A4	Sound reduction kit for 4 ports BS box	£1,805.00
KDDN26A8	Sound reduction kit for 6-8 ports BS box	£2,132.00
KDDN26A12	Sound reduction kit for 10-12 ports BS box	£2,456.00
KDDN26A16	Sound reduction kit for 16 ports BS box	£2,783.00

VRV IV+ Branch Selector Boxes with Pre-fitted Valves

One of the main benefits of the Daikin VRV multi BS boxes is the flexibility they offer when changing the layout of the system to cater for the changing tenant needs on a building.

To further increase the flexibility of the BS boxes, we now offer the full range of multi BS boxes with **pre-fitted valves**. Having valves pre-installed on the boxes can save considerable time and effort on site.

Pre-installed valves allow:

- › Indoor units to be added without altering system pipework
- › New units can be added without having to remove refrigerant from the rest of the system
 - Avoid having to pump down / vac out / recharge the whole system
 - Saves many hours when altering systems

Note: Providing index is not increased above the next pipework threshold or the BS box index limit.




Model No	UK.BS4Q14AV1/FSV	UK.BS6Q14AV1/FSV	UK.BS8Q14AV1/FSV	UK.BS10Q14AV1/FSV	UK.BS12Q14AV1/FSV	UK.BS16Q14AV1/FSV
No. of Ports	4	6	8	10	12	16
Original Depth	mm 430	430	430	430	430	430
Original Weight	kg 17	24	26	35	38	50
Weight with Valves*	kg 22	31	34	45	49	64
BS Box Price	£2,360.00	£3,230.00	£4,249.00	£5,106.00	£6,257.00	£7,616.00
Valve Modification Price**	£415.00	£579.00	£745.00	£914.00	£1,068.00	£1,346.00

* Approx

** Not subject to standard trade discount

VRV Accessories

VRV Condensing Unit Refnet Joints



Refnet Header



Refnet Joint

For Outdoor Units	2-Pipe System Refrigerant Sizing between Refnet Joints and Indoor/Outdoor Units RXYSA / RXYSQ / RXYQ / RYYQ / RWEYQ				Trade Price
	Total Capacity of Indoor Units	Liquid Pipe (inch)	Suction Pipe (inch)	Refnet Selection	
RXYSA-A	Below 32	1/4	3/8	KHRQ22M20TA	£62.00
	32 to 100	1/4	1/2	KHRQ22M20TA	£62.00
	Above 100	3/8	5/8	KHRQ22M20TA	£62.00
RXYSCQ / RXYSQ4-6T	Below 62.5	1/4	1/2	KHRQ22M20T	£39.00
	62.5 to 162.5	3/8	5/8	KHRQ22M20T	£39.00
RXYQ-U / RYYQ8-54U / RWEYQ8-42T9	Below 150	3/8	5/8	KHRQ22M20T	£39.00
	150 to below 200	3/8	3/4	KHRQ22M20T	£39.00
	200 to below 290	3/8	7/8	KHRQ22M29T9	£51.00
	290 to below 420	1/2	1 1/8	KHRQ22M64T	£52.00
	420 to 639	5/8	1 1/8	KHRQ22M64T	£52.00
	640 and above	Please contact your local sales office for selection		KHRQ22M75T	£70.00
Refnet Header - For capacity index smaller than 290				KHRQ22M29H	£173.00
Refnet Header - For capacity index 290 up to 639				KHRQ22M64H	£214.00
Refnet Header - For capacity index 640 and larger				KHRQ22M75H	£261.00
Condensing Unit Branch Kit - 2 Module RXYQ, RYYQ, RWEYQ				BHFQ22P1007	£116.00
Condensing Unit Branch Kit - 3 Module RXYQ, RYYQ				BHFQ22P1517	£235.00
Multi Module Connection Kit - VRV 5				BHFQ23P907A	£225.00

For Outdoor Units	3-Pipe System Refrigerant Sizing between Refnet Joints and Indoor/Outdoor Units REYQ / RWEYQ					Trade Price
	Total Capacity of Indoor Units	Liquid Pipe (inch)	Discharge Pipe (inch)	Suction Pipe (inch)	Refnet Selection	
RWEYQ8-42T9 / REYQ-U	Below 150	3/8	1/2	5/8	KHRQ23M20T	£58.00
	150 to below 200	3/8	5/8	3/4	KHRQ23M20T	£58.00
	200 to below 290	3/8	3/4	7/8	KHRQ23M29T9	£80.00
	290 to below 420	1/2	3/4	1 1/8	KHRQ23M64T	£86.00
	420 to 639	5/8	1 1/8	1 1/8	KHRQ23M64T	£86.00
	640 and above	Please contact your local sales office for selection			KHRQ23M75T	£109.00
Refnet Header - For capacity index smaller than 290					KHRQ23M29H	£242.00
Refnet Header - For capacity index 290 up to 639					KHRQ23M64H	£290.00
Refnet Header - For capacity index 640 and larger					KHRQ23M75H	£410.00
Condensing Unit Branch Kit - 2 Module REYQ, RWEYQ					BHFQ23P907	£220.00
Condensing Unit Branch Kit - 3 Module REYQ, RWEYQ					BHFQ23P1357	£448.00
Condensing Unit Branch Kit - 2 Module RQEQ					BHFP26P36C	£250.00
Condensing Unit Branch Kit - 3 Module RQEQ					BHFP26P63C	£510.00
Condensing Unit Branch Kit - 4 Module RQEQ					BHFP26P84C	£674.00

VRV Accessories

Mini Building Management System



User friendly

- Intuitive user interface
- Visual layout view and direct access to indoor unit main functions
- All functions directly accessible via touch screen or via web interface

Smart energy management

- Monitoring if energy use is according to plan
- Helps to detect origins of energy waste
- Powerful schedules guarantee correct operation throughout the year
- Save energy by interlocking A/C operation with other equipment such as heating

Flexibility

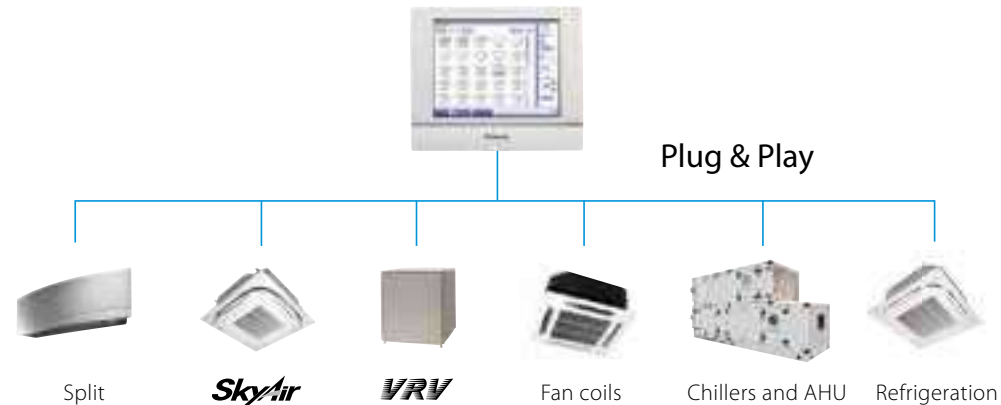
- Cross-pillar integration (heating, air conditioning, applied systems, refrigeration, air handling units)
- BACnet protocol for 3rd party products integration
- I/O for integration of equipment such as lights, pumps etc. on WAGO modules
- Modular concept for small to large applications
- Control up to 512 indoor unit groups via one ITM and combine multiple ITM via the web interface

Easy servicing and commissioning

- Remote refrigerant containment check preventing on-site visit
- Simplified troubleshooting
- Save time on commissioning thanks to the pre-commissioning tool
- Auto registration of indoor units



Flexibility in size
From 64 up to an infinite number
of groups



Functions overview



Management

- Web access (via HTML5)
- Power Proportional Distribution (option)
- Operational history (malfunctions, operation hours, ...)
- Smart energy management
 - monitor if energy use is according to plan
 - detect origins of energy waste
- Setback function
- Sliding temperature

Control

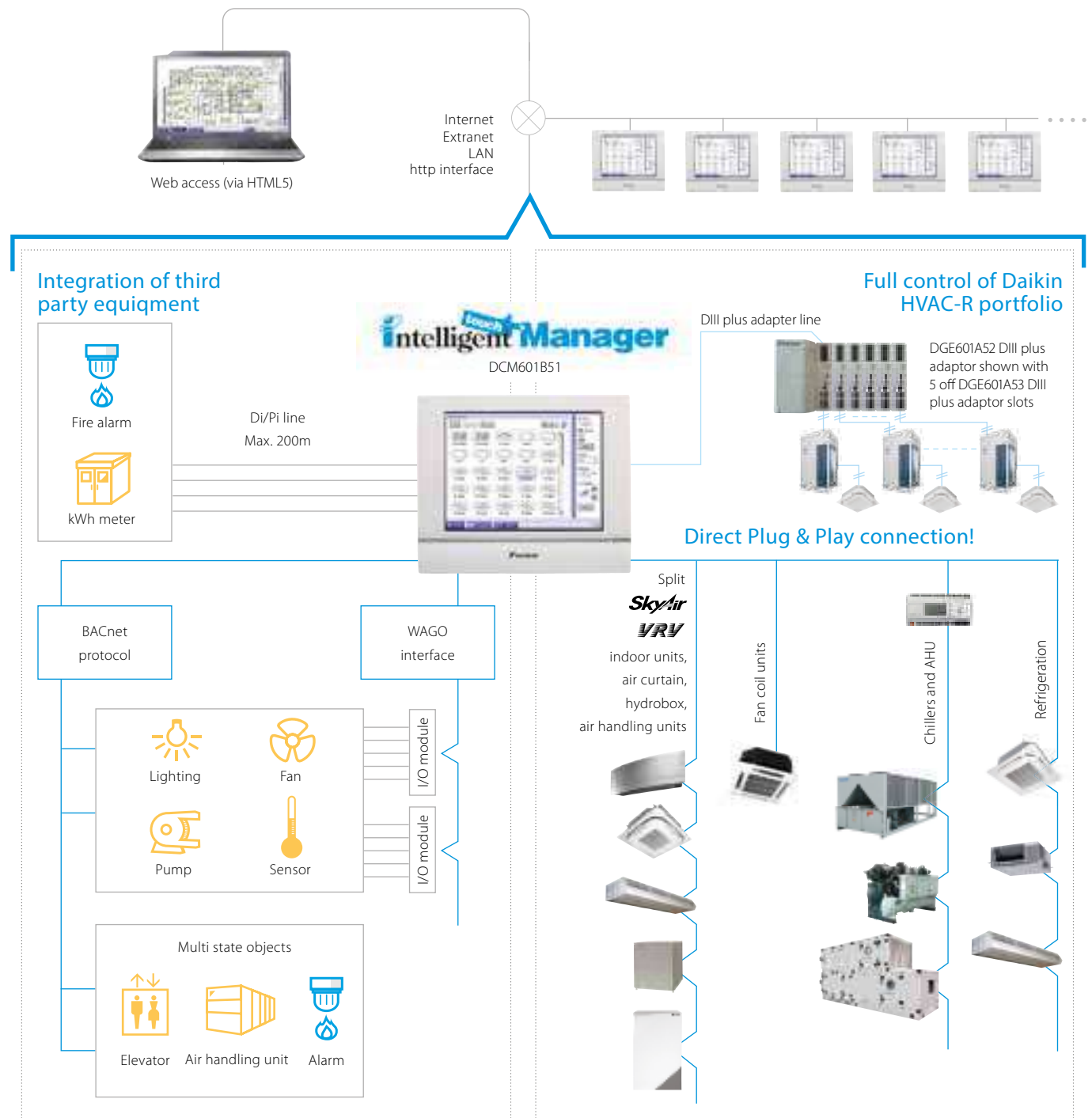
- Individual control
- Schedule setting (weekly schedule, yearly calendar, seasonal schedule)
- Interlock control
- Setpoint limitation
- Temperature limit

Connectable to

- DX Split, Sky Air, VRV
- Chillers (via POL638.70 controller)
- Daikin AHU
- Fan coils
- Daikin Altherma Flex type
- LT and HT hydroboxes
- Air curtains
- WAGO I/O, AO and PI
- BACnet protocol
- WAGO Interface

VRV Accessories

System Overview



PMS Interface DCM010A51

Hotel Interface Connecting Daikin HVAC with Oracle Property Management Systems

Features

- User-friendly interface for easy front desk support in hotels, conference centres, etc.
- Compatible with Oracle Opera PMS (formerly known as Micros Fidelio)
- Automated push of indoor unit settings based on the Opera PMS Check-In and Check-Out commands
- Energy-saving thanks to the possibility to limit temperature setpoint
- Up to five customised operation profiles based on weather conditions
- Available in 23 languages
- Up to 2,500 units / rooms can be managed



Room view showing room status: check-in, check-out, pre-heating / cooling status, room temperature and A/C status

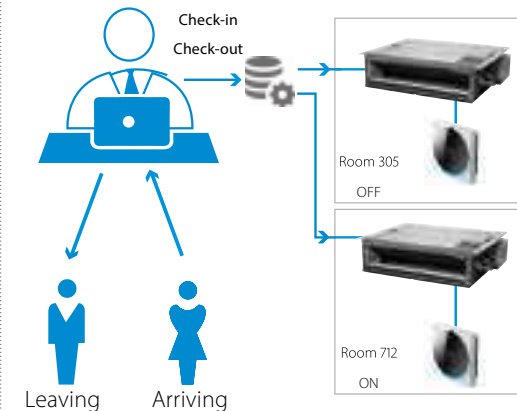
HVAC settings can be easily observed and changed by the reception desk

Multiple room types (bedroom, meeting room, ...) can be defined with customised A/C settings for each type

Hotel case example:

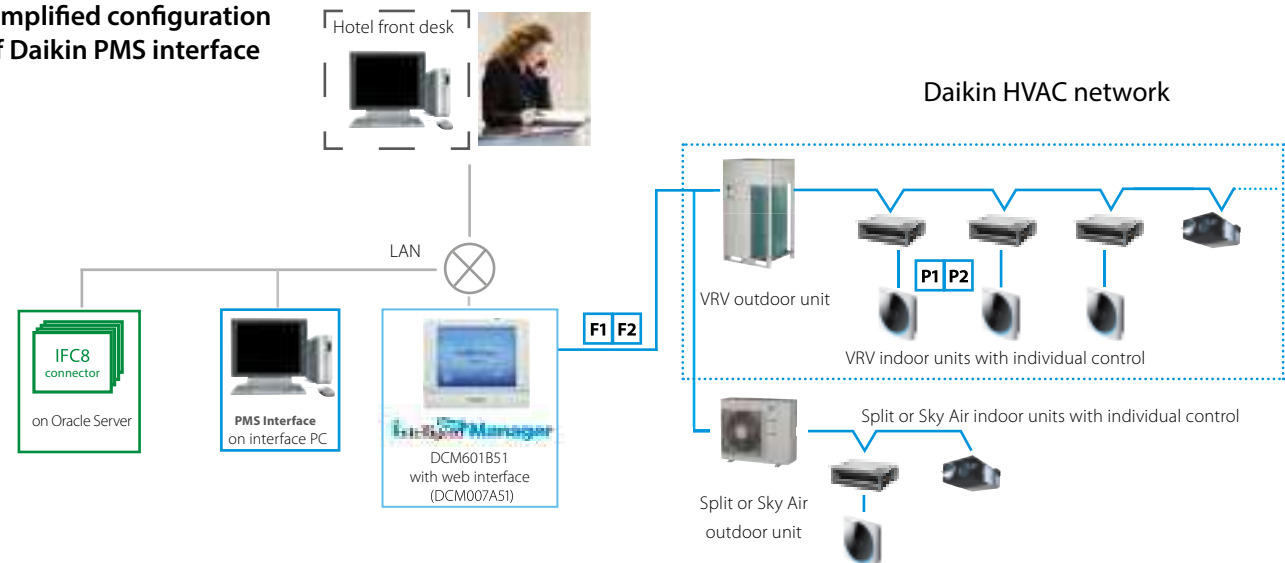
- On check-in the HVAC for the room is automatically switched on
- On check-out the HVAC for the room is automatically switched off
- Improved hotel customer experience by pre-heating / cooling of booked rooms

Hotel front desk



Check-Out room 305 Check-In room 712








Simplified configuration of Daikin PMS interface





VRV Accessories

Centralised Control Solutions



Model	Description	Trade Price
 DCM601B51	I-Touch manager central touch screen controller, with integral web server and email function	£3,442.00
 DGE601A52	DIII plus expansion adaptor for up to 64 fan coil units and 4 x kWh Meters	£916.00
 DGE601A53	DIII plus expansion adaptor slot for up to 64 fan coil units and 4 x kWh Meters	£616.00
 DCM002A51	Proportional Power Distribution add-on for I-Touch manager. Provides ability for tenant billing	£2,682.00
 DCM007A51	HTTP open protocol software for BMS Integration	£1,426.00
 DCM008A51	Energy Navigator Software for I-Touch manager. For on screen energy monitoring	£4,173.00
 DCM009A51	BACnet Client protocol for controlling & monitoring 3rd party products	£1,832.00

Model	Description	Trade Price
 DCM010A51	PMS Interface software for Opera check-in system	£3,234.00
 DCS302A52-9	Adaptor PCB for external on/off control of I-Touch controller and I-Touch Manager	£159.00
 DTA103A51	Adaptor PCB for on/off control of external device from I-Touch controller and I-Touch manager	£467.00
 WAGO Interface System	Modular interface system for connection to 3rd Party devices such as lights, pumps, PIR sensors, access card readers, etc. Enables the iTM to control external devices and provide customised interlocks for automation and energy saving logic	POA
 AL-CCD07-VESA-1	Wired screen c/w holder for browser functionality	£863.00
 UK.ITM/R-32/LEAKDE	R-32 leak detection alarm output panel	£695.00*
 UK.IAMC	Leak detection alarm buzzer and lamp panel for mounting in a central building supervisor location	£563.00
 UK.IMAN/CONFIG1	I-Manager Off site configuration per FCU	£7.00
 UK.IMAN/CONFIG2	I-Manager Off site configuration & graphical layout per FCU. (Allow 4 weeks from order to delivery)	£10.00
 UK.FS1	On site commissioning for PPD or Energy Navigator Software	£700.00
 UK.IMAN/SITE TRAIN	On Site customer training for I Touch Manager System	£726.00

* Trade Price - No discount will be applied

VRV Accessories



Centralised Control Solutions

Intelligent touch Controller



Model	Description	Trade Price
	DCS601CS1 Intelligent touch controller for up to 64 fan coil units	£2,896.00
	KJB411A Recessed Fixing box for I-Touch controller	£104.00
	DCS302A52-9 Adaptor PCB for external on/off control of I-Touch controller and I-Touch Manager	£159.00
	DTA103A51 Adaptor PCB for on/off control of external device from I-Touch controller and I-Touch manager	£467.00
	DCS007A51 HTTP open protocol software for BMS integration	£1,426.00
	UK.IC Config I-Touch controller - off site configuration charge (please contact your sales office for info/prices)	POA



DCS+ Edge Controller








Model	Description	Trade Price
	DGE601A51 DCS+ Edge controller for up to 128 fan coil units	£1,772.00
	DGE602A51 DCS+ Edge Lite controller for up to 64 fan coil units	£1,370.00
	DGE601A52 DIII plus expansion adaptor for up to 64 fan coil units and 4 x kWh Meters	£916.00
	DGE601A53 DIII plus expansion adaptor slot for up to 64 fan coil units and 4 x kWh Meters	£616.00

Intelligent Tablet Controller

Model	Description	Trade Price
	DCC601A51 Intelligent Tab Controller c/w power supply unit for standalone control	£898.00
	AL-CCD07-VESA-1 Intelligent Tab Controller wired screen c/w holder	£863.00

VRV Accessories

Control and BMS Interfaces (supplied separately)

VRV Control and BMS Interfaces											
	KRP2A52	KRP4A53	EKMBPP1	RTD-10		RTD-20	RTD-HO	KLIC-DI_V2	DMS504B51	DMS502A51	EKMBDXB
Interface Method	System	Unit/Group	Unit/Group	Unit/Group		Unit/Group	Unit/Group	Unit/Group	System	System	System
Control Protocol	Daikin	Daikin	Modbus	Modbus	-	Modbus	Modbus	KNX	LONWorks	BACnet	Modbus
0-10 Volt control	-	-	-	-	✓	✓	-	-	-	-	-
Resistance control	✓	✓	-	-	✓	✓	-	-	-	-	-
Control Functions											
On/Off	✓	✓	✓	✓	✓	✓	✓	✓	✓	✓	✓
SetPoint	✓	✓	✓	✓	✓	✓	✓	✓	✓	✓	✓
Operating Mode	-	-	✓	✓	✓	✓	✓	✓	✓	✓	✓
Fan Speed	-	-	✓	✓	✓	✓	✓	✓	✓	✓	✓
Louver Setting	-	-	✓	✓	✓	✓	✓	✓	-	✓	✓
VAM Damper control	-	-	✓	✓	✓	✓	-	-	-	-	-
Control Prohibit / Restrict settings	-	-	✓	✓	✓	✓	✓	-	✓	✓	✓
Temperature SetPoint Limits	-	-	✓	✓	-	✓	✓	✓	-	-	✓
Scene Creation	-	-	-	-	-	-	-	✓	-	-	-
Monitoring Functions											
On/Off	✓	✓	✓	✓	-	✓	✓	✓	✓	✓	✓
Temperature Set Point	-	-	✓	✓	-	✓	✓	✓	✓	✓	✓
Operating Mode	-	-	✓	✓	-	✓	✓	✓	✓	✓	✓
Thermostat On	-	-	✓	✓	✓	✓	✓	-	✓	✓	✓
Fan Operation	-	-	✓	✓	-	✓	✓	✓	✓	✓	✓
Louvre Position	-	-	✓	✓	-	✓	✓	✓	-	✓	✓
Fault	✓	✓	✓	✓	✓	✓	✓	✓	✓	✓	✓
Fault Code	-	-	✓	✓	-	✓	✓	✓	✓	✓	✓

VRV Control and BMS Interfaces										
	KRP2A52	KRP4A53	EKMBPP1	RTD-10	RTD-20	RTD-HO	KLIC-DI_V2	DMS504B51	DMS502A51	EKMBDXB

Monitoring Functions (continued)

Remote Controller temperature	-	-	✓	✓	-	✓	✓	-	✓	✓	✓
Remote Controller Mode	-	-	✓	✓	-	✓	✓	-	-	-	-
Number of Units	-	-	✓	✓	-	✓	✓	-	-	-	-
Return Air Temperature (Average/Min/Max)	-	-	✓	✓	-	✓	✓	-	✓	✓	-
Coil In/Out temperature	-	-	✓	✓	-	✓	✓	-	-	-	-
Filter Alarm	-	-	✓	✓	-	✓	✓	✓	✓	✓	✓
Defrost Operation	-	-	✓	✓	✓	✓	✓	-	-	-	✓

Integral Functions (BMS system not req'd)

Temperature Set Back	-	-	-	-	-	✓	✓	-	-	-	-
Temperature Setpoint Limitation	-	-	-	✓	✓	✓	✓	-	-	-	-
Key Card + Window Contact	-	-	-	-	-	✓	✓	-	-	-	-
Heating Interlock	-	-	-	✓	✓	-	-	-	-	-	-
Run / Standby	-	-	-	-	✓	-	-	-	-	-	-

Prices

Interface	KRP2A52	KRP4A53	EKMBPP1	RTD-10	RTD-20	RTD-HO	KLIC-DI_V2	DMS504B51	DMS502A51	EKMBDXB
Trade Price	£272.00	£97.00	£251.00	£322.00	£347.00	£322.00	£284.00	£1,786.00	£5,738.00	£3,015.00

Associated Items

Mounting Box (FXFQ, FXCQ, FXZQ, FXUQ, FXHQ, FXDQ, FXAQ)	UK.FB2	UK.FB2	UK.FB2	UK.FB2	UK.FB2	UK.FB2	-	-	-	-
Trade Price	£34.00	£34.00	£34.00	£34.00	£34.00	£34.00	-	-	-	-
Expansion PCB for additional unit connection	-	-	-	-	-	-	-	-	DAM411B51	-
Trade Price	-	-	-	-	-	-	-	-	£1,339.00	-
Pulse input PCB for KWh meter input	-	-	-	-	-	-	-	-	DAM412B51	-
Trade Price	-	-	-	-	-	-	-	-	£716.00	-

Monitor and control your systems,
no matter where you are

Daikin Cloud Solutions



Daikin Cloud Solutions offer two distinct cloud-based control and monitoring solutions to suit the type of equipment installed.

Utilising enhanced control, monitoring and prediction logic, Daikin Cloud Solutions offer real-time data to help identify cost-saving opportunities, increase the lifetime of your equipment and reduce the risk of unexpected issues.

	DCS+	Daikin on Site
Hardware		
Compatible systems	VRV, Sky Air, Splits, Air curtains, VAM units, hydrobox & Mod L-Smart	Chiller & Modular AHU
Minimum Hardware	DCS+ Edge Lite controller (DGE602A51)	DoS Modem or Customer supplied ethernet connection
Connection to cloud	Customer supplied ethernet connection	Daikin supplied Sim card for insertion into DoS Modem
Optional hardware	Wago (DCS+ Edge Controller only)	N/A
Applications		
Typical Applications	Retail / Domestic / Hotel / Offices / Commercial / Educational	Hotel / Offices / Commercial / Educational
Typical installation size	Small (DCS+ Edge Lite) to large (DCS+ Edge)	Medium / Large
Features		
Day to Day control of system	Yes - Package A	Yes
Automatic control features*	Scheduling & Interlock control	None
Multi-Installation benchmarking	Yes - Controls and Monitoring Package	No
Energy Data reporting	Yes - Controls and Monitoring Package	Yes - requires additional kWhr meter to be installed
Floorplan Layout	Yes - Controls and Monitoring Package	No
Control of 3rd party equipment	Yes - Controls and Monitoring Package	No
PPD energy consumption (VRV only)	Yes - Controls and Monitoring Package	No
Fault reporting via Cloud interface &/or email	Yes - Controls and Monitoring Package	Yes
Fault prediction via Cloud interface &/or email	Yes - Support and Diagnostics Package	No
Indoor unit operation data	Yes - Support and Diagnostics Package	No
Outdoor unit operation data	Yes - Support and Diagnostics Package	Yes

* Requires access to Day to Day control.

Remote control and energy visualisation

Puts you in the driving seat of your energy management

- ✓ Control and monitor your premises, wherever you are
- ✓ Centralised control and monitoring of all your premises
- ✓ Check errors remotely without having to go on-site
- ✓ Visualise energy consumption and reduce energy waste by comparing different premises
- ✓ Monitor and control 3rd party equipment employing Wago hardwired interfaces or BACNet protocol (DCS+ Edge Controller only)

Multi-site monitoring


From one to an infinite number of sites



Remote support and diagnostics

Daikin specialist supervision, so you can focus on your core business

- ✓ Early warning of system deviations to maximise system uptime and avoid emergency repairs*
- ✓ Service providers have access to operational data, so they arrive prepared
- ✓ Remote expert assistance in case of errors



Flexible solution

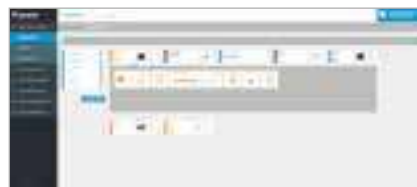
Manage your premises according to your needs, using a local control or remotely via Daikin Cloud Solutions, or a combination of both.

Control, no matter where you are

Daikin Cloud Solutions gives you full control of one or more premises wherever you are, using your PC, tablet or smartphone.

Predictive logic for VRV to prevent breakdowns

The operational data is continuously analysed by Daikin algorithms to predict potential failures and avoid unexpected costs.



1. Monitor and control your system



2. Compare energy use with target



3. Compare energy use from multiple sites



4. Detailed energy consumption follow up



5. Follow up of alarm and fault prediction

* Only available for VRV systems

DCS+ Edge / EdgeLite		
Model	Description	Trade Price - No discount will be applied
EU.SB.5000497	Control & Monitoring 1 year	£155.00
EU.SB.5000508	Control & Monitoring 2 years	£305.00
EU.SB.5000509	Control & Monitoring 3 years	£435.00
EU.SB.5000510	Control & Monitoring 5 years	£638.00
EU.SB.5000500	Support & Diagnostic (per FCU/IDU)	£2.60
UK.FS1	Optional commissioning assistance	£750.00

Packages including operational data and fault notification items A & B are also available. Please ask your sales engineer for details.

Following the end of the initial period, the contract reverts to an annual online renewal.

Daikin on Site		
Model	Description	Trade Price - No discount will be applied
UK.FS.DOS/PREMIUM	DoS Premium Version (Access per Chiller or AHU)	£376.00
UK.FS.DOS/PARTNER	DoS Partner Version (Access per Chiller or AHU)	£263.00
UK.FS.DOS/CONNECT	DoS Connect Version (Access per Chiller or AHU)	POA
UK.FS.DOS/INSTALL	One off cost per Chiller for installation of Modem if not undertaken at commissioning or existing unit	£378.00
UK.FS.DOS/MODEM	One off cost per Chiller for Modem if Option 155 (DoS Modem) not factory mounted If LAN available on site Modem not required	£278.00



Always up-to-date and in control

Daikin Cloud Solutions use standard web browsers, so are suitable for any web-compatible devices and operate in real time. Users log in to the Daikin Cloud Solutions portal to access plant information without any need for special cables or extra software.



Operational data insights deliver long-term savings

The main benefit of the Daikin Cloud Solution is that both your system data and process data are collected and stored centrally during the system's lifecycle. The data is available whenever needed to make evaluations and to provide valuable information about the system's operating state, reliability and efficiency.

Daikin Cloud Service is the ideal tool for optimising maintenance and operating costs long term, and for giving you a documented view of your system's capacity requirements.




High security

You can trust Daikin Cloud Solutions to be secure in all aspects such as data privacy, data transport and storage security.

- › Data transport is encrypted (HTTPS) to prevent wiretapping and man-in-the-middle attacks
- › Data privacy conforming to EU/GDPR
- › Data storage within EEA

VRV Accessories

VRV Wi-Fi adapter



Wi-Fi adapter

For use with VRV

Wi-Fi adapter

Provide your customers with enhanced control of their air conditioning systems with the Daikin Wi-Fi adapter and free downloadable App for smartphone or tablet.

Benefits:

Manually and automatically control the environment using your smartphone.

From switching between heat and cooling, setting the required temperature and fan speed, setting minimum comfort levels and time clocking your air conditioning, the climate will be maintained to meet your requirements.

- › **Multiple users** – Each user can be given their own account and allocated unit(s). Users can even share access to the same unit(s).
- › **Voice control** – Control your air conditioning via Google Assistant or Amazon Alexa voice control device.

*Broadband internet connection, Wi-Fi connection or Mobile data connection required.

Note: Also compatible with Sky Air units.

Features:

Basic Operations

- On/Off
- Operation mode
- Air flow direction
- Time clocking
- Set point & room temperature
- Fan speed

Multiple schedules can be created to time clock rooms or zones. This permits multiple units to be controlled to the required conditions automatically.

In the event of an operational issue, the error and associated code will be displayed, to aid in the reinstatement of your system.

The group control function allows for individual control of each room and control of the property as a whole.

An unlimited number of rooms and multiple properties can be controlled by a single account.

Indication of the ambient temperature and a weather forecast for the locale surrounding the property allows the user to adjust the system settings to meet their requirements.

Model	Description	Trade Price
AZA16WSCDK1	Wi-Fi adapter to connect to on-line server* One adapter required per fan coil unless group control of connected fan coils required, then one adapter per group	£288.00

*No annual charge is required to access this service.

VRV Accessories

Wired remote controller: user-friendly, touch screen, premium design



Madoka

Wired Remote Controller

- Sleek and elegant design
- Intuitive touch button control
- 2 display view: standard and detailed
- Access to basic function (on/off, mode, setpoint, fan speed, louvres, filter sign & reset, error & code)
- 3 colours to match any interior design
- Compact, only 85x85mm
- Real time clock with auto update to daylight saving time



White
BRC1H52W



Silver
BRC1H52S



Black
BRC1H52K



Access advanced settings via your smartphone

A series of energy-saving functions that can be individually selected

- Temperature range limit
- Setback function
- Presence & floor sensor setting
- kWh indication⁽²⁾
- Set temperature auto reset
- Off timer

Temperature range limit avoids excessive heating or cooling

Save energy by constraining the lower temperature limit in cooling and upper temperature limit in heating mode.

kWh indication keeps track of your consumption

The kWh indication shows an indicative electricity consumption of the last day/month/year.

Other functions

- Up to 3 independent schedules can be set, so the user can easily change the schedule throughout the year (i.e. summer, winter, midseason)
- Possibility to individually restrict menu function
- Selection of quiet mode functions⁽¹⁾



Cost-effective solution for infrastructure cooling applications

- Only in combination with RZAG*
- Duty rotation

After a certain period of time, the operating unit will go into standby and the standby unit will take over, increasing lifetime of the system

Rotation interval can be set from 6h, 12h, 24h, 72h, 96h, weekly







- Back-up operation: if one unit fails, the other unit will automatically start


(1) Only available on RZAG*, RZASG*, RZA-D

(2) For Sky Air FBA, FCAG and FCAHG pair combinations only



VRV Accessories

Remote Controllers (supplied loose)

VRV Remote Control Options	Model	Description	Related Fan Coil	Trade Price
Hard Wired Controllers				
	BRC1H52W	Wired touch screen remote controller - White	All	£123.00
	BRC1H52S	Wired touch screen remote controller - Silver	All	£130.00
	BRC1H52K	Wired touch screen remote controller - Black	All	£134.00
	UK.BRC1H/BRA/POL	Metal clad Madoka remote controller - Polished Brass	All	£279.00
	UK.BRC1H/CHR/POL	Metal clad Madoka remote controller - Polished Chrome	All	£279.00
	UK.BRC1H/CHR/BRU	Metal clad Madoka remote controller - Brushed Chrome	All	£279.00
	BRC1E53A	Wired remote controller with full text menu, Energy features and 7 Day Time Clock	All	£136.00
	BRP7A51 and UK.FB2	Digital input adaptor for Key card and Window switch contacts with programmable logic	For use with Simplified controllers	£124.00

VRV Remote Control Options	Model	Description	Related Fan Coil	Trade Price
Infra Red Controllers				
	BRC4C62	Wireless remote controller (Heat Pump)	FXDQ-M9	£207.00
	BRC4C65	Wireless remote controller (Heat Pump)	FXKQ-A, FXMQ-P7, FXLQ-P, FXNQ-A, FXDQ-A, FXSQ-A, FXMQ-MB, FXDA-A*, FXKA-A*, FXSA-A*, FXMA-A*	£234.00
	BRC7C58	Wireless remote controller (Heat Pump)	FXUQ-A, FXUA-A*	£234.00
	BRC7C52	Wireless remote controller (Heat Pump)	FXCQ-A	£234.00
	BRC7EA628	Wireless remote controller (Heat Pump)	FXAQ-A	£199.00
	BRC7EA630	Wireless remote controller (Heat Pump) *	FXAA-A	£199.00
	BRC7F530W	Wireless remote controller (Heat Pump) for White Ceiling Decoration Panel	FXZQ-A, FXZA-A* + BYFQ60CW	£234.00
	BRC7F530S	Wireless remote controller (Heat Pump) for Silver Ceiling Decoration Panel	FXZQ-A, FXZA-A* + BYFQ60CS	£234.00
	BRC7EB530W	Wireless remote controller (Heat Pump) for Old Style Decoration Panel	FXZQ-A, FXZA-A* + BYFQ60B3	£234.00
	BRC7FA532F	Wireless remote controller (Heat Pump) White Panels - NOT compatible with self cleaning panel	FXFQ-B + FXFA-A*	£234.00
	BRC7FA532FB	Wireless remote controller (Heat Pump) Black Panels - NOT compatible with self cleaning panel	FXFQ-B + FXFA-A*	£234.00
	BRC7FB532F	Wireless remote controller (Heat Pump) White designer panel	FXFQ-B, FXFA-A*	£157.00
	BRC7FB532FB	Wireless remote controller (Heat Pump) Black designer panel	FXFQ-B, FXFA-A*	£157.00
	BRC7GA53-9	Wireless remote controller (Heat Pump)	FXHQ-A, FXHA-A*	£234.00

* For R-32 units, only permissible in combination with a BRC1H52 hard wired remote controller

Madoka Shrouds				Sold at listed price. No discounts will apply.
	UK.BRC1H52/SHR/WHT	White wall shroud for Madoka remote controller	BRC1H52W, BRC1H52S & BRC1H52K	£26.00
	UK.BRC1H52/SHR/BLK	Black wall shroud for Madoka remote controller		£26.00

VRV Accessories

Fan Coil Accessories (supplied separately)

Model	Description	Related Unit	Trade Price
	BYCQ140EGF Roundflow cassette decoration panel - white with self cleaning filter	FXFQ-B, FXFA-A	£474.00
	BYCQ140EW Roundflow cassette decoration panel - white with white louvres	FXFQ-B, FXFA-A	£246.00
	BYCQ140EB Roundflow cassette decoration panel - black	FXFQ-B, FXFA-A	£240.00
	BYCQ140EGFB Roundflow cassette decoration panel - black with self cleaning filter	FXFQ-B, FXFA-A	£520.00
	BYCQ140EP Roundflow cassette designer decoration panel - white	FXFQ-B, FXFA-A	£413.00
	BYCQ140EPB Roundflow cassette designer decoration panel - black	FXFQ-B, FXFA-A	£454.00
	BAEF125AWB UVC + Flash Streamer Adapter	FXFQ-B, FXFA-A	£536.00
	BYFQ60CS Fully Flat Cassette Decoration Panel - Silver	FXZQ-A	£304.00
	BYFQ60CW Fully Flat Cassette Decoration Panel - White	FXZQ-A	£304.00
	BYFQ60B3 Fully Flat Cassette Decoration Panel - Old Style (FXZQ-MA style) [compatible with previous model FXZQ-M9]	FXZQ-A, FXFA-A	£261.00
	BYFQ60C4S Fully Flat Cassette Decoration Panel - Silver	FXZA-A	£304.00
	BYFQ60C4W Fully Flat Cassette Decoration Panel - White	FXZA-A	£304.00
	EKRS22 Lead to permit BYFQ60C4S & BYFQ60C4W to be employed with FXZQ-A	FXZQ-A	£7.00
	EKRS23 Lead to permit BYFQ60B3 & BYFQ60BW to be employed with FXZA-A	FXZA-A	£7.00
	KDBHQ56B140 Sealing member for air discharge outlet	FXFQ-B, FXFA-A	£137.00
	BDBHQ44C60 Sealing member for air discharge outlet - Fully Flat cassette	FXZQ-A	£138.00
	KDDP55C160-1 (Suction chamber) KDDP55D160-2 (connecting chamber)	FXFQ-B	£355.00
	UK.RC1 1x200mm Return air spigot	FXSQ/A 15 / 20 / 25 / 32 A	£107.00
	UK.RC2 2x200mm Return air spigot	FXSQ/A 40 / 50 A	£112.00
	UK.RC3 2x200mm Return air spigot	FXSQ/A 63 / 80 A	£124.00
	UK.RC3A 3x200mm Return air spigot	FXSQ/A 63 / 80 A	£135.00
	UK.RC4 4x200mm Return air spigot	FXSQ/A 100 / 125 A	£167.00
	UK.SF1 1x200mm Supply air spigot	FXSQ/A 15 / 20 / 25 / 32 A	£90.00
	UK.SF2 2x200mm Supply air spigot	FXSQ/A 40 / 50 A	£103.00
	UK.SF3 2x200mm Supply air spigot	FXSQ/A 63 / 80 A	£112.00
	UK.SF3A 3x200mm Supply air spigot	FXSQ/A 63 / 80 A	£119.00
	UK.SF4 4x200mm Supply air spigot	FXSQ/A 100 / 125 A	£150.00
	UK.SF4L 4x200mm Supply air spigot	FXSQ140A	£165.00
	UK.RAC5 2x150mm Return air spigot	FXDQ/A 15 / 20 / 25 / 32 A	£109.00
	UK.RAC6 3x150mm Return air spigot	FXDQ/A 40 / 50 A	£118.00
	UK.RAC7 4x150mm Return air spigot	FXDQ/A 63 A	£139.00

Model	Description	Related Unit	Trade Price
	UK.SAF5 2x150mm Supply air spigot	FXDQ/A 15 / 20 / 25 / 32 A	£97.00
	UK.SAF6 3x150mm Supply air spigot	FXDQ/A 40 / 50 A	£104.00
	UK.SAF7 4x150mm Supply air spigot	FXDQ/A 63 A	£122.00
	UK.FF7/P Filter frame and filter	FXMQ/A 100 to 125	£170.00
	BAFL501A250 8mm Pre filter	FXMQ/A 200 to 250	£91.00
	BAFL502A250 30mm Long Life Filter Coarse	FXMQ/A 200 to 250	£281.00
	BAFM503A250 High Efficiency Filter 65% (ePM10 50%)	FXMQ/A 200 to 250	£358.00
	BAFH504A250 High Efficiency Filter 90% (ePM2.5 50%)	FXMQ/A 200 to 250	£369.00
	BDD500A250 Filter chamber for Long life & High Efficiency filters	FXMQ 200 to 250	£369.00
	BDD500B250 Filter chamber for Long life & High Efficiency filters	FXMA 200 to 250	£199.00
	BAF552AA160 ePM10 60% (G4/M5) Disposable Filter (Paper Frame + Wire Back) - Pack of 1	FXFQ-B, FXFA-A, FCAG-B	£39.00
	BAF552AA160-5 ePM10 60% (G4/M5) Disposable Filter (Paper Frame + Wire Back) - Pack of 5	FXFQ-B, FXFA-A, FCAG-B	£163.00
	BAF552AA160-10 ePM10 60% (G4/M5) Disposable Filter (Paper Frame + Wire Back) - Pack of 10	FXFQ-B, FXFA-A, FCAG-B	£300.00
	KRCS01-4 Remote room mounted temperature sensor	FXZQ-A, FXCQ-A, FXHQ-A, FXMQ-MB, FXUQ-A, FXSQ-A, FXMQ-P7, FXDQ-A3, FXNQ-A	£58.00
	KRCS01-1 Remote room mounted temperature sensor	FXAQ-A, FXLQ-P	£68.00
	KRCS01-5B Remote room mounted temperature sensor	FXFQ-B, FXFA-A	£66.00
	KRCS01-6B Remote room mounted temperature sensor	FXAA-A, FXDA-A, FXSA-A, FXZA-A, FXHA-A, FXMA-A, FXUA-A, FXKQ/A-A, FXNA-A	£128.00
	UK.KRCS01/BUTTON Discreet button type room mounted temperature sensor	All except FXAA-A, FXDA-A, FXSA-A, FXZA-A, FXHA-A, FXMA-A, FXUA-A, FXKQ/A-A	£64.00
	K.RSS Wireless room mounted temperature sensor and receiver	All except FXMQ-MB, FXFQ-B, FXAA-A, FXDA-A, FXSA-A, FXZA-A, FXHA-A, FXMA-A, FXUA-A, FXKQ/A-A	£136.00
	RS-SE Service and Configuration Tool for K.RSS	All except FXMQ-MB, FXFQ-B, FXAA-A, FXDA-A, FXSA-A, FXZA-A, FXHA-A, FXMA-A, FXUA-A, FXKQ/A-A	£140.00
	EKEWTSC Wire Harness	Required for FXAQ-A to connect to K.RSS	£9.00
	DTA114A61 Multi-tenant PCB	All	£150.00
	ERP01A50 R-32 Leak detection status PCB	FXSA-A, FXMA-A	£72.00
	ERP01A51 R-32 Leak detection status PCB	FXAA-A, FXDA-A, FXFA-A, FXHA-A, FXUA-A, FXKA-A	£78.00
	ERP02A50 R-32 Leak detection status PCB	FXZA-A	£145.00

VRV Accessories

Condensing Unit Accessories (supplied separately)

Model	Description	Related Unit	Trade Price
BRP2A81	Adaptor PCB for Heat Cool selection terminals	RYYQ-U, RWEYQ-T9, SB.RKXYQ8T	£157.00
EBRP2B	Adaptor PCB for Heat Cool selection terminals	RXYSQ4-6T8V	£77.00
EKCHSC	Adaptor PCB for Heat Cool selection terminals	RXYSQ4-6T8Y, SB.RKXYQ5T, RXYSA-A	£16.00
KJB111A	Fixing box for Cool/Heat selector switch	RXYSQ4-6T, RYYQ-U, RWEYQ-T9, SB.RKXYQ-T, RXYSA-A	£17.00
KRC19-26	Cool/Heat selector switch for use with BRP2A81, EBRP2B or EKCHSC	RYYQ-U, BS1Q-A, RXYSQ4-6T & RWEYQ-T9, SB.RKXYQ-T	£44.00
EKPCCAB1	VRV Configurator Software Connection Cable. Software available from My.daikin.co.uk	RYYQ-U, REYQ-U, RXYSCQ-T, RXYSQ-T, SB.RKXYQ-T	£271.00
DTA104A62 and UK.FB2	Low Noise Operation / Demand PCB for outdoor unit control	RYYQ-U, REYQ-U, RXYSCQ-T, RXYSQ-T, SB.RKXYQ-T, RWEYQ-T9	£361.00
K.CGL	Condensing Unit Guard size 100-140	RXYSQ / RXYSA-A (size 8,10,12)	£541.00
Strip & Rebuild of Condensing Units		VRV Condensing Units stripped down for delivery to site where lifting into position is difficult with traditional methods. Units are rebuilt on site by Daikin UK Engineers and fully retested.	POA

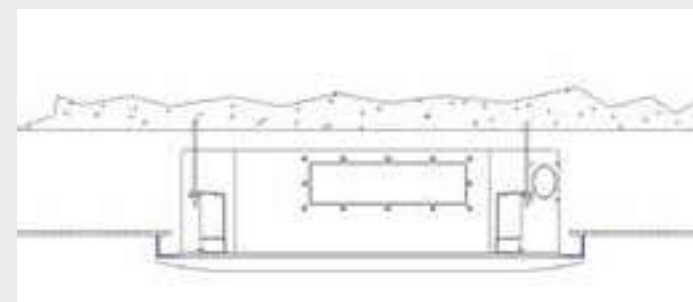
VRV Accessories

Cassette Collar

Where there is insufficient ceiling void depth to install a ceiling cassette, Daikin can offer a collar to fill the void between unit facia and ceiling.



Manufactured from epoxy coated steel for durability, the collar is easily supported by the unit facia and requires no additional fixings. The collar is offered up to the fan coil unit body and held in place by the facial panel. The facia is secured to the fan coil unit body as per standard.



Model	Depth	Related Unit	Trade Price – No Discount will apply
UK.BYCQ/DSC/50MM	50mm	FCAG-B, FCAHG-H, FXFQ-B & FXFA-A with BYCQ Facia	£171.00
UK.BYCQ/DSC/100MM	100mm		£188.00
UK.BYCQ/DSC/150MM	150mm		£233.00

VRV Accessories

VRV Refrigerant Leak Detection System

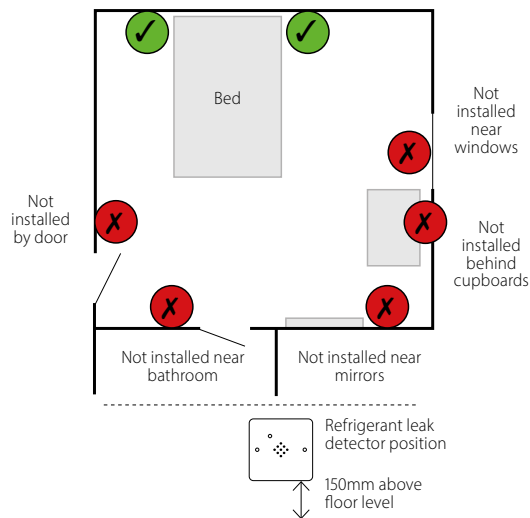
Refrigerant leak detection systems can be required by the Safety of Building Occupants, BS-EN378. Daikin has a solution that can help meet requirements for leak detection within enclosed spaces.









Refrigerant Leak Detection Alarm

1 The standard BS-EN378 requires that systems containing R410A refrigerant gas, such as VRV, meet the requirements regarding maximum system refrigerant volumes that could leak within Hotel Bedroom or other similar Category Class A spaces. If these limitations are exceeded, there must be an alarm system installed within each room where this limit is not met. The alarm system must alert the occupier through both audible and visual indication, and must also alert building staff such as supervisors, night porters etc. There is no specific requirement for the alarm system to be linked to the refrigerant system to pump down or stop the operation, although this can be configured if required by the client.

2 For A2L refrigerants such as R-32, EN60355-2-40 applies with regards to flammability. As the refrigerant limit for flammability is more stringent than that for toxicity (as governed by BS-EN378), the flammability limit must be applied. This limit is applied by design and/or the inclusion of safety measures within the air conditioning system. Where these safety measures are required, they are already built into the Daikin system. The UK.MVR300/R32 listed below does not meet the requirements of EN60355-2-40, and as such can only be employed as a warning device, and not as a means of meeting the requirements of EN60355-2-40.

It is recommended that guidance on the selection and installation of these systems is obtained from your local Daikin UK sales office.



Model	Description	Related Unit	Trade Price
	UK.RDEM-Wht White single gang room based refrigerant gas detector. C/W power supply unit and terminals for connection to alarm network or VRV fan coil to force system shut down	All	£390.00
	UK.RDEM-Wht/Curve Curved white single gang room based refrigerant gas detector. C/W power supply unit and terminals for connection to alarm network or VRV fan coil to force system shut down	All	£417.00
	UK.RDEM-St/St Stainless steel single gang room based refrigerant gas detector. C/W power supply unit and terminals for connection to alarm network or VRV fan coil to force system shut down	All	£417.00
	UK.IMEC-RAD-32 Network alarm hub for connection of up to 32 room alarms c/w webpage configuration screen. Hub can be connected in a pyramid formation for connection to a central alarm indicator panel (UK.IAMC)	All	£2,495.00
	UK.IMEC-RAD-64 Network alarm hub for connection of up to 64 room alarms c/w webpage configuration screen. Hub can be connected in a pyramid formation for connection to a central alarm indicator panel (UK.IAMC)	All	£3,444.00
	UK.MVR300 Room based refrigerant gas detector with remote room mounted stainless steel fascia plate. Provides local audible and visual alarm notification. Terminals for connection to alarm network and optional connection to VRV Fan coil to force system shut down	All	£374.00
	UK.MVR300/R32 R-32 room based refrigerant gas detector with remote room mounted stainless steel fascia plate. Provides local audible and visual alarm notification. Terminals for connection to alarm network and optional connection to VRV Fan coil to force system shut down	All	£393.00
	UK.IAMC Alarm buzzer and lamp panel for mounting in a central building supervisor location	All	£563.00

VRV Accessories

Daikin Precision Piping Method

What is the Daikin precision piping method?

It is a method in which standard and customised sections of pipework are manufactured in a 'factory' environment. Preparation, bending, brazing and finally testing are carried out under controlled conditions. The sections are then delivered to site.

What are the benefits? The quality of pipework is consistent. This is especially important, given the increasing cost of refrigerant. It also means that an increased number of projects can be handled as time on site is reduced, and there is less need to outsource installation work when skilled labour is in short supply.

Modular PPM: This is when modular systems of PPM are manufactured, thus standardising the approved methodology for how installations should be carried out. This maximises space benefits and ease of maintenance.

Special Projects PPM: This is for bespoke projects which require PPM for a number of reasons e.g. complex piping, health and safety (no hot works allowed) or simply the desire for quality. Please contact Daikin to discuss your requirements and pricing.

Special PPM example



Modular PPM example



UK case study

Using the Great Eastern Project as a test case clearly demonstrates the saving on construction lead time by using PPM. The key element in this case study was to design for PPM: once the project was secured, PPM was manufactured in advance to reduce time on-site to just assembly. In this case study, we estimate a 20-30% reduction in skilled labour duration spent on site. This enabled labour to be deployed on other projects and also reduced the time spent on-site, speeding up the overall project delivery.

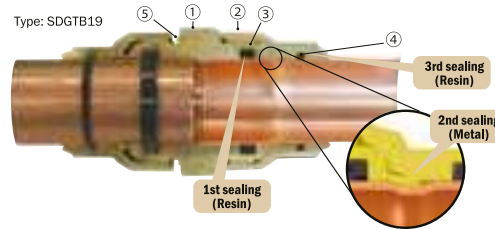
Modular PPM VRV Heat Recovery Condenser Outlet Sections

Unit HP	Combo #	Liquid	Discharge	Gas	Total weight [Kg]	W [mm]	H [mm]	D [mm]	Piping Kit A For 8HP Left Handed	Piping Kit A For 8HP Right Handed	List price
		Pipe dimensions - Inch [mm]									
8	A	3/8 (9.5)	5/8 (15.9)	3/4 (19.1)	1.29	300	300	400	UK.DA3PPM8/A/L	UK.DA3PPM8/A/R	£470.00
10	B	3/8 (9.5)	3/4 (19.1)	7/8 (22.2)	1.84	300	300	400	UK.DA3PPM10/B/L	UK.DA3PPM10/B/R	£495.00
12	C	1/2 (12.7)	3/4 (19.1)	1 1/8 (28.6)	2.51	300	300	400	UK.DA3PPM12-13/C/L	UK.DA3PPM12-13/C/R	£503.00
13	C	1/2 (12.7)	3/4 (19.1)	1 1/8 (28.6)	2.51	300	300	400	UK.DA3PPM12-13/C/L	UK.DA3PPM12-13/C/R	£520.00
14	D	1/2 (12.7)	7/8 (22.2)	1 1/8 (28.6)	2.84	300	300	400	UK.DA3PPM14-16/D/L	UK.DA3PPM14-16/D/R	£527.00
16	D	1/2 (12.7)	7/8 (22.2)	1 1/8 (28.6)	2.84	300	300	400	UK.DA3PPM14-16/D/L	UK.DA3PPM14-16/D/R	£527.00
16 [8+8]	D	1/2 (12.7)	7/8 (22.2)	1 1/8 (28.6)	2.84	300	300	400	UK.DA3PPM14-16/D/L	UK.DA3PPM14-16/D/R	£527.00
18	E	5/8 (15.9)	7/8 (22.2)	1 1/8 (28.6)	2.92	300	300	400	UK.DA3PPM18/E/L	UK.DA3PPM18/E/R	£533.00
18[8+10]	E	5/8 (15.9)	7/8 (22.2)	1 1/8 (28.6)	2.92	300	300	400	UK.DA3PPM18/E/L	UK.DA3PPM18/E/R	£533.00
20	F	5/8 (15.9)	1 1/8 (28.6)	1 1/8 (28.6)	3.49	300	300	400	UK.DA3PPM20-24/F/L	UK.DA3PPM20-24/F/R	£550.00
20[10+10]	F	5/8 (15.9)	1 1/8 (28.6)	1 1/8 (28.6)	3.49	300	300	400	UK.DA3PPM20-24/F/L	UK.DA3PPM20-24/F/R	£550.00
22	F	5/8 (15.9)	1 1/8 (28.6)	1 1/8 (28.6)	3.49	300	300	400	UK.DA3PPM20-24/F/L	UK.DA3PPM20-24/F/R	£550.00
24	F	5/8 (15.9)	1 1/8 (28.6)	1 3/8 (34.9)	3.85	300	300	400	UK.DA3PPM20-24/F/L	UK.DA3PPM20-24/F/R	£576.00
26	G	3/4 (19)	1 1/8 (28.6)	1 3/8 (34.9)	4.08	300	300	400	UK.DA3PPM26-36/G/L	UK.DA3PPM26-36/G/R	£594.00
28	G	3/4 (19)	1 1/8 (28.6)	1 3/8 (34.9)	4.08	300	300	400	UK.DA3PPM26-36/G/L	UK.DA3PPM26-36/G/R	£594.00
30	G	3/4 (19.1)	1 1/8 (28.6)	1 3/8 (34.9)	4.08	300	300	400	UK.DA3PPM26-36/G/L	UK.DA3PPM26-36/G/R	£594.00
32	G	3/4 (19.1)	1 1/8 (28.6)	1 3/8 (34.9)	4.08	300	300	400	UK.DA3PPM26-36/G/L	UK.DA3PPM26-36/G/R	£594.00
34	G	3/4 (19.1)	1 1/8 (28.6)	1 3/8 (34.9)	4.08	300	300	400	UK.DA3PPM26-36/G/L	UK.DA3PPM26-36/G/R	£594.00
36	G	3/4 (19.1)	1 1/8 (28.6)	1 5/8 (41.3)	5.06	300	300	400	UK.DA3PPM26-36/G/L	UK.DA3PPM26-36/G/R	£619.00
38	H	3/4 (19.1)	1 3/8 (34.9)	1 5/8 (41.3)	5.42	300	300	400	UK.DA3PPM38-54/H/L	UK.DA3PPM38-54/H/R	£645.00
40	H	3/4 (19.1)	1 3/8 (34.9)	1 5/8 (41.3)	5.42	300	300	400	UK.DA3PPM38-54/H/L	UK.DA3PPM38-54/H/R	£645.00
42	H	3/4 (19.1)	1 3/8 (34.9)	1 5/8 (41.3)	5.42	300	300	400	UK.DA3PPM38-54/H/L	UK.DA3PPM38-54/H/R	£645.00
44	H	3/4 (19.1)	1 3/8 (34.9)	1 5/8 (41.3)	5.42	300	300	400	UK.DA3PPM38-54/H/L	UK.DA3PPM38-54/H/R	£645.00
46	H	3/4 (19.1)	1 3/8 (34.9)	1 5/8 (41.3)	5.42	300	300	400	UK.DA3PPM38-54/H/L	UK.DA3PPM38-54/H/R	£645.00
48	H	3/4 (19.1)	1 3/8 (34.9)	1 5/8 (41.3)	5.42	300	300	400	UK.DA3PPM38-54/H/L	UK.DA3PPM38-54/H/R	£645.00
50	H	3/4 (19.1)	1 3/8 (34.9)	1 5/8 (41.3)	5.42	300	300	400	UK.DA3PPM38-54/H/L	UK.DA3PPM38-54/H/R	£645.00
52	H	3/4 (19.1)	1 3/8 (34.9)	1 5/8 (41.3)	5.42	300	300	400	UK.DA3PPM38-54/H/L	UK.DA3PPM38-54/H/R	£645.00
54	H	3/4 (19.1)	1 3/8 (34.9)	1 5/8 (41.3)	5.42	300	300	400	UK.DA3PPM38-54/H/L	UK.DA3PPM38-54/H/R	£645.00

VRV Accessories

DGT Fireless Joint

Daikin Tightfit is a non-brazed connection suitable for piping. Pipes can be joined easily and quickly without brazing or using any special tools. It meets stringent safety requirements and provides leak-free tightness.



Name	Material	Remark
1 Main body	C3771	Forged and Machined Brass
2 Nut	C3771	Forged and Machined Brass
3 Gasket	IIR	Main sealing
4 O-ring	EPDM	Secondary sealing & moisture stopper
5 Indicator	Luminous marker	Green colour

Standard joints (same size piping on each side)

	Box Model Name	No. of joints/box	Price/Box	Dimensions			
				D Ø	L (mm)	W (mm)	Single Weight (g)
	UK.SDGT-1/4	10	£110.00	1/4" (6.4mm)	50.4	15	43
	UK.SDGT-3/8	10	£130.00	3/8" (9.5mm)	55	19.9	79
	UK.SDGT-1/2	10	£170.00	1/2" (12.7mm)	59	23.5	113
	UK.SDGT-5/8	10	£190.00	5/8" (15.9mm)	74	30	210
	UK.SDGT-3/4	5	£125.00	3/4" (19.1mm)	76.8	34.6	273
	UK.SDGT-7/8	5	£140.00	7/8" (22.2mm)	83.4	40.2	292
	UK.SDGT-1_1/8	6	£204.00	1 1/8" (28.6mm)	88	46.7	515
	UK.DGT-1_3/8	5	£420.00	1 3/8" (34.9mm)	101.5	51.1	686
	UK.DGT-1_5/8	4	£468.00	1 5/8" (41.3mm)	103.5	58.3	881

Asymmetry joints (different size piping on each side)

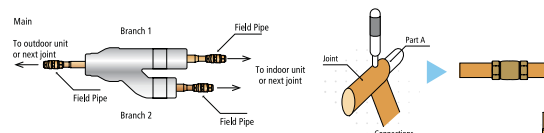
	Box Model Name	No. of joints/box	Price/Box	Dimensions			
				D Ø	L (mm)	W (mm)	Single Weight (g)
	UK.SDGT-1/4_3/8	10	£170.00	1/4"-3/8" (6.4-9.5mm)	52.7	19.9	67
	UK.SDGT-3/8_1/2	10	£210.00	3/8"-1/2" (9.5-12.7mm)	57.5	23.5	101
	UK.SDGT-1/2_5/8	10	£210.00	1/2"-5/8" (12.7-15.9mm)	65	30	164
	UK.SDGT-5/8_3/4	10	£280.00	5/8"-3/4" (15.9-19.1mm)	76.8	34.6	244
	UK.SDGT-3/4_7/8	5	£160.00	3/4"-7/8" (19.1-22.2mm)	81.5	40.2	358
	UK.SDGT-7/8_1	5	£180.00	7/8"-1" (22.2-25.4mm)	85.8	43.5	444
	UK.SDGT-1_1_1/8	6	£228.00	1"-1 1/8" (25.4-28.6mm)	88.1	46.7	505
	UK.SDGT-1_1/8_1_3/8	5	£295.00	1 1/8"-1 3/8" (28.6-34.9mm)	101.5	51.1	645

Refnets compatible with DGT

	Standard Refnet (for reference only)	DGT Compatible Refnet Code	Price/Refnet
	KHRQ22M20TA	BHRG26A33T	£51.00
	KHRQ22M20T	BHRG26A72T	£62.00
	KHRQ22M29T9	BHRG26A73T	£83.00
	KHRQ22M64T	BHRG25A33T	£94.00
	KHRQ22M75T	BHRG25A72T	£101.00
	KHRQ23M20T	BHRG25A73T	£127.00
	KHRQ23M29T9		
	KHRQ23M64T		
	KHRQ23M75T		

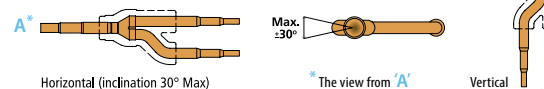
Installation procedure

According to selection procedure, cut the proper section of Refnet joint with a pipe cutter and connect the pipes with the same size using DGT.



Precautions

Install the joint so that it is branched vertically or horizontally.

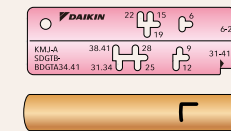


Step 1

Making the insertion standard line

Marking method: using marking gauge.

Mark the insertion 'T' or 'L' standard line with the marking gauge and marker pen at the proper position of each pipe size.



Ventilation

Residential Ventilation Solutions	192
Commercial Ventilation Solutions	198
VAM-FC/J8	200
VAM Filter Options	201
VAM-FC/J Weatherproof Enclosures	202
DX Module for VAM	203
VKM-GBM	204
Modular L	205
Modular T	206
Modular R	207
Modular P	208
AHU Filter Options	209

The importance of residential ventilation

Thanks to stringent building regulations, new residential buildings are now well-insulated. A well-insulated property helps to minimise heat loss by preventing warm air from escaping, keeping the interior dry, warm and comfortable. Insulation also reduces reliance on domestic heating appliances to maintain a comfortable indoor environment, which in turn lowers energy bills.

While there are clear advantages in insulating properties, the building also needs to be able to breathe. Humid and stale air needs to be removed to create a comfortable environment. According to BEAMA, around 65% of homes in the UK suffer from poor air quality, including a toxic mix of mould, condensation and certain cleaning and building products. Residents affected by poor indoor quality can suffer from skin irritation, asthma, breathing difficulties and heart disease.

However, the answer is at hand. By employing a centralised ventilation system with heat recovery, indoor air quality can be significantly improved. In order to provide a residential ventilation solution Daikin is partnering with specialist company DUCO. As a specialist in managing indoor air quality, Daikin offers a range of innovative solutions. We provide a one-stop-shop for our network of professional customers; DUCO's Centralised Heat Recovery Ventilation (CHRV) system along with a complete range of accessories for ducting.



DucoBox Energy Comfort



DucoBox Energy Comfort Plus

DUCO offers end-to-end solutions

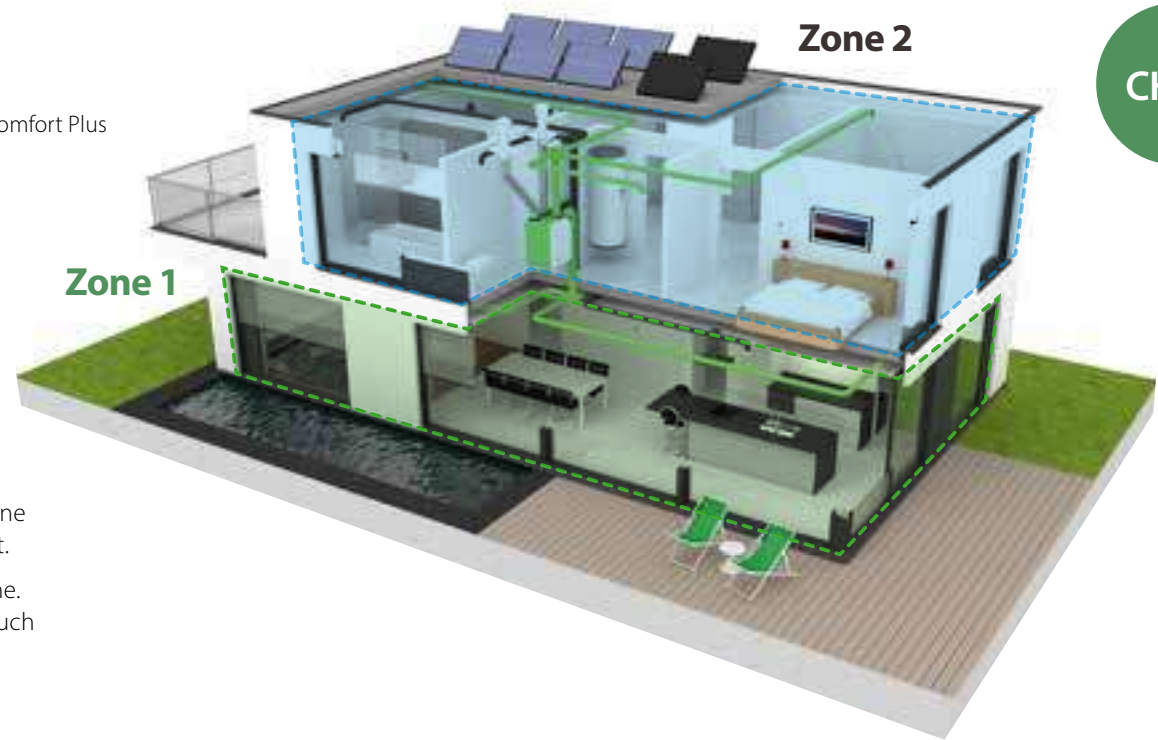
- High-quality solutions complying with the highest Daikin quality standards
- Two types to meet the requirements: DUCO Energy Comfort + DUCO Energy Comfort Plus
- One-stop-shop for end-to-end ventilation solution
- Smart demand control
- One of the quietest systems
- Automatic calibration
- Optimal indoor air quality due to two zone control

Only at Daikin

As an option the DUCO Energy Comfort and Comfort Plus can use a multi-zone valve that helps regulate the airflow to the area where it is needed the most.

Sensors meticulously detect the residents' movements throughout the home. This makes it possible to automatically determine where, when and how much ventilation is required.

By controlling the two zones separately, the consumption of the EC fans is reduced considerably, thus achieving an A+ Energy label.



DucoFlex – Complete air duct system for CHRV systems

✓ Low Noise Air Ducts

- Low air-resistance
- Maximum comfort

✓ 100% Service

- Support from the research department
- One-stop-shop:
one brand = one ventilation solution

✓ Complete Air Duct System

- One solution for every type of ventilation system
- Suitable for CHRV units

✓ 'Click & Go' System

- Handy click system
- Minimum parts and fittings
- Save time = save money



DucoBox Energy Comfort - First choice for building projects

Versions

Type	Supply / Extract Airflow Rate at 150 Pa	2- Zone System	Frost protection	Reference number
DucoBox Energy Comfort D325	325 m³/h	yes (external)	Imbalance* or external heater	00004658
DucoBox Energy Comfort D400	400 m³/h	yes (external)	Imbalance* or external heater	00004757

* Supply flow rate slows down so that more warm air passes across the heat exchanger to prevent freezing up.

Technical specifications

Physical Properties	D325	D400
Dimensions H x W x D mm	705 x 700 x 525	800 x 756 x 584
Weight kg	21	31
Casing	Coated sheet steel + EPP	
Colours	White + black	
Connections	Internal diameter: Ø 160 mm	Internal diameter: Ø 180 mm
Condensate drain	Ø 32 mm (1 ¼") (2x)	
Heat exchanger	PET / Polystyrene	PP / PET / Alu
Interior material	EPP / PP / ABS	
Power plug cable length	2 m (from top of device)	
Mounting	Wall mounting (standard) - Floor mounting optional	

Electrical Characteristics	D325	D400
Maximum electrical power	130 W (2 x 65 W)	150 W (2 x 75 W)
Power supply	230 V, 50 Hz via 3-core power cable with earthed plug	
Plugs	0-10 V in/outputs	
Motor type	DC	
Efficiency	At 325 m³/h: 85% - At 275 m³/h: 87% At 225 m³/h: 88%	At 400 m³/h: 83% - At 351 m³/h: 84% At 307 m³/h: 85%

Miscellaneous

Energy Class	With 2 sensors: A+. Others: A
Filters	Supply air: Standard: ISO 16890 Coarse 65% (= G4) Supply air: Optional: ISO 16890 ePM1 55% (= F7) Exhaust air: Standard: ISO 16890 Coarse 65% (= G4)
Summer bypass	Full (100% modulating)
Frost protection	Imbalance or external heater
Fans	EC fan with curved blades
Automatic configuration	Yes (constant pressure)
Constant flow control	Yes
Controls	Integrated display Use via user controllers and control switches and room sensors Optionally via smartphone / tablet (if communication print in device*)
Sensors	Integrated: pressure, temperature, onboard switch contact External: CO2 (via optional room sensor), humidity (via optional room sensor), external switch contact (voltage-free input) (optional)
Communication	Standard: DUCO RF, DUCO Wired, Switch contact Can be expanded with communication print: ModBus, PWM-IN, PWM-OUT, Switch contact (3x), Ethernet, Micro SD-card slot

* Optional PCB to communicate via Modbus, PWM-IN / PWM-OUT, 3 x Switch Sensor (voltage-free input), Ethernet, Micro SD card slot.

With its adjustable capacity of up to 400 m³/h, this smart and silent ventilation unit is the ideal solution for apartments and houses due to its compact size. The left/right switch is 100% software-driven, thanks to the patented principle of double bypass. The dynamic air distribution filters, together with the smart demand control based on CO₂ and humidity, ensure exceptional efficiency within this compact unit.



Making life easy for installers

Patented principle of double bypass

Dynamic Airflow Filters

For maximum efficiency.

Low power consumption due to energy-efficient EC motors

L/R switch: 100% software-based

This unit is very user-friendly because physical interventions are not necessary. The left/right switch is carried out 100% by software thanks to a patented principle of double bypass.

Compact and light unit: 705 x 700 x 525 mm

Weighing just 21kg, the lightweight unit can easily be installed by one person. With its compact dimensions, the unit is ideal for a small technical space.

Smart copy function

Thanks to a 'copy' function integrated on a software level, the installer can copy the settings and parametrisation of one DucoBox Energy Comfort onto the next DucoBox Energy Comfort. This is particularly useful in a serial construction with the same types of houses.

Automatic calibration

Relying on the principles of calibration at constant pressure, this method achieves a 50% saving on calibration time. DUCO saves you time.

Smart demand control based on CO₂ and/or humidity measurement



only 21 kg



DucoBox Energy Comfort Plus

Versions

Type	Supply / Extract Airflow Rate at 150 Pa	Supply / Extract Airflow Rate at 200 Pa	2- Zone System	Frost protection	Reference number
DucoBox Energy Comfort Plus 350	350 m³/h	350 m³/h	yes (external)	Imbalance* or external heater	00004758
DucoBox Energy Comfort Plus 450	450m³/h	450m³/h	yes (external)	Imbalance* or external heater	00004759
DucoBox Energy Comfort Plus 550	550m³/h	550m³/h	yes (external)	Imbalance* or external heater	00004923

* Supply flow rate slows down so that more warm air passes across the heat exchanger to prevent freezing up.

Technical specifications

Physical Properties	D350	D450	D550
Dimensions H x W x D mm		803 x 760 x 584	
Weight kg		47	
Casing		Coated sheet steel	
Colours		White + green	
Connections		Internal diameter: Ø 180 mm	
Condensate drain		Ø 32 mm (1 ¼") (2x)	
Heat exchanger		PP / PET / Alu	
Interior material		EPP / PP / ABS	
Power plug cable length		2 m (from top of device)	
Mounting		Wall mounting (standard) - Floor mounting optional	


Electrical Characteristics	D350	D450	D550
Maximum electrical power	120 W (2 x 60 W)	200 W (2 x 100 W)	221 W (2 x 110W)
Power supply	230 V, 50 Hz via 3-core power cable with earthed plug		
Plugs	0-10 V in/outputs		
Motor type	DC		
Efficiency	At 350 m³/h: 84% At 307 m³/h: 85% At 225 m³/h: 86%	At 450 m³/h: 81% At 418 m³/h: 82% At 377 m³/h: 83%	At 550 m³/h: 78 % At 515 m³/h: 79 % At 471 m³/h: 80 %

Miscellaneous


Energy Class	With 2 sensors: A+. Others: A
Filters	Supply air: Standard: ISO 16890 Coarse 65 % (≈ G4) Supply air: Optional: ISO 16890 ePM1 70% (≈ F7) Exhaust air: Standard: ISO 16890 Coarse 65 % (≈ G4)
Summer bypass	Full (100% modulating)
Frost protection	Imbalance or external heater
Fans	EC fan with curved blades
Automatic configuration	Yes (constant pressure)
Constant flow control	Yes
Controls	Integrated display Use via user controllers and control switches and room sensors Optionally via smartphone / tablet (if communication print in device*)
Sensors	Integrated: pressure, temperature, onboard switch contact External: CO2 (via optional room sensor), humidity (via optional room sensor), external switch contact (voltage-free input) (optional)
Communication	Standard: DUCO RF, DUCO Wired, Switch contact Can be expanded with communication print: ModBus, PWM-IN, PWM-OUT, Switch contact (3x), Ethernet, Micro SD-card slot

* Optional PCB to communicate via Modbus, PWM-IN / PWM-OUT, 3 x Switch Sensor (volt-free input), Ethernet, Micro SD card slot.

This CHRV with heat recovery is ideal for installation in an energy-neutral home of the future. The automatic calibration and optional multi-zone control with demand control ensure ultra-quiet, intelligent and energy-saving operation.



















DUCO residential ventilation material list

Type	Reference	Description	Trade Price	
CHRV	00004658	Comfort D325	£1,517.00	
	00004757	Comfort D400	£1,731.00	
	00004758	Comfort Plus 350	£2,048.00	
	00004759	Comfort Plus 450	£2,293.00	
	00004923	Comfort Plus 550	£2,523.00	

Category	Reference	Description	Energy Comfort	Energy Comfort Plus	Trade Price	
Accessories	00004810	Communication print WIFI (PCB for communication via ModBus, PWM-IN/OUT, 3 x Switch Sensors, Ethernet, Micro SD)	✓	✓	£165.00	
	00004376	Flat siphon	✓	✓	£60.00	
	00004547	Filter set 2 x Coarse 65% (G4)	✓		£56.00	
	00004661	Filter set 1 x Coarse 65% (G4) & 1 ePM1 55% (F7)	✓		£67.00	
	00004741	Filter set 2 x Coarse 65 % (G4)		✓	£52.00	
	00004742	Filter set Coarse 65% (G4) & ePM1 70% (F7)		✓	£65.00	
	00004418	Coaxial cable set 8m	✓	✓	£28.00	
	00004825	Pre-Heater - 1425W	✓	✓	£197.00	
	00004761	Multizone Valve (Sensorless) Ø125	✓	✓	£120.00	
	00004760	Multizone Valve (Sensorless) Ø160	✓	✓	£120.00	
	00004763	Power supply 230VAC-24VDC/20W + housing	✓	✓	£36.00	
Controls	00004174	Switching contact RF / 230V	✓	✓	£118.00	
	00004723	Humidity Box Sensor	✓	✓	£111.00	
	00004600	User controller RF / Battery White	✓	✓	£72.00	
	00004602	User controller RF / Wired White	✓	✓	£146.00	
	00004604	CO ₂ sensor + controller RF / Wired white	✓	✓	£289.00	
	00004606	Humidity sensor + controller RF / Wired white	✓	✓	£176.00	
	00004637	CO ₂ sensor without command RF / Wired white	✓	✓	£219.00	

Category	Reference	Description	Energy Comfort	Energy Comfort Plus	Trade Price	
Vents	00004179	DucoVent Design Square (extract)	✓	✓	£72.00	
	00004226	DucoVent Design Square XL (supply / extract)	✓	✓	£72.00	
	00004211	DucoVent Design Rounded Square (extract)	✓	✓	£72.00	
	00004227	DucoVent Design Rounded Square XL (supply / extract)	✓	✓	£72.00	
	00004210	DucoVent Design Round (supply / extract)	✓	✓	£72.00	
	00004769	DucoVent Comfort (supply / extract)	✓	✓	£28.00	
	00004178	DucoVent Basic (supply / extract)	✓	✓	£17.00	
DucoFlex	00004552	Circular air duct D63 - 50m	✓	✓	£153.00	
	00004674	Circular air duct D75 - 50m	✓	✓	£190.00	
	00004692	Circular air duct D90 - 50m	✓	✓	£227.00	
	00004567	Oval rigid W163 x H68 - 1.15m	✓	✓	£17.00	
	00004563	Floor plenum 12 x 63 - D180	✓	✓	£138.00	
	00004565	Floor plenum 12 x 63 - 2 oval	✓	✓	£138.00	
	00004564	Ceiling plenum 12 x 63 - D180	✓	✓	£138.00	
	00004687	Distribution box (floor / ceiling) 4 oval air ducts (F) D160	✓	✓	£56.00	
	00004701	Distribution box (floor / ceiling) 3 oval air ducts (F) + 1 oval air duct (M)	✓	✓	£56.00	
	00004681	90° Splitter vent connector long - oval/ D125	✓	✓	£17.00	
	00004682	90° Splitter vent connector short - oval/ D125	✓	✓	£14.00	
	00004566	Connector riser round D160 - 2 oval	✓	✓	£36.00	

Category	Reference	Description	Energy Comfort	Energy Comfort Plus	Trade Price	
DucoFlex	00004684	Adapter 3 x 63 oval	✓	✓	£21.00	
	00004841	Adapter 3 x 75 oval	✓	✓	£22.00	
	00004685	Adapter 2 x 75 oval	✓	✓	£25.00	
	00004686	Adapter 2 x 90 oval	✓	✓	£25.00	
	00004638	Horizontal connector D125 - 1 oval	✓	✓	£21.00	
	00004700	Horizontal connector D160 - 2 oval	✓	✓	£30.00	
	00004543	Reducer 160 / 125	✓	✓	£7.00	
	00004724	Connection Sleeve with Sealing Ring D160/ D160 (M/M)	✓	✓	£7.00	
	00004725	Connection Sleeve with Sealing Ring D180/ D160 (M/M)	✓	✓	£9.00	
	00004726	Connection Sleeve with Sealing Ring D180/ D180 (M/M)	✓	✓	£9.00	
	00004727	Connection Sleeve with Sealing Ring D200/ D180 (M/M)	✓	✓	£15.00	
	00004554	Coupling D63	✓	✓	£8.00	
	00004677	Coupling D75	✓	✓	£10.00	
	00004678	Coupling D90	✓	✓	£11.00	
	00004568	Oval rigid - Connection Pieces	✓	✓	£7.00	
	00004679	Elbow 90° D75	✓	✓	£22.00	
	00004680	Elbow 90° D90	✓	✓	£26.00	
	00004609	Oval Rigid - 90° horizontal (can be split into 45°)	✓	✓	£15.00	
	00004699	Oval Rigid - 90° vertical	✓	✓	£17.00	
	00004553	O-ring D63 (10 units)	✓	✓	£15.00	
	00004675	O-ring D75 (10 units)	✓	✓	£19.00	
	00004676	O-ring D90 (10 units)	✓	✓	£25.00	
	00004599	Duct cutter D63	✓	✓	£59.00	
	00004688	Duct cutter D75	✓	✓	£65.00	
	00004689	Duct cutter D90	✓	✓	£70.00	

Category	Reference	Description	Energy Comfort	Energy Comfort Plus	Trade Price	
DucoFlex	00004569	Star Round Rigid Duct D160 - 1000mm - Insulated EPP	✓	✓	£30.00	
	00004570	Star Round Rigid Duct D180 - 1000mm - Insulated - EPS	✓	✓	£39.00	
	00004571	Star Elbow 90° - D160 - Insulated - EPP	✓	✓	£19.00	
	00004572	Star Elbow 90° - D180 - Insulated - EPS	✓	✓	£26.00	
	00004573	Star Elbow 45° - D160 - Insulated - EPP	✓	✓	£18.00	
	00004574	Star Elbow 45° - D180 - Insulated - EPS	✓	✓	£26.00	
	00004575	Star Connection Piece D160 - Insulated - EPP	✓	✓	£6.00	
	00004576	Star Connection D180 - insulated - EPS	✓	✓	£8.00	
	00004627	Wall terminal white D160	✓	✓	£104.00	
	00004628	Wall terminal white D180	✓	✓	£116.00	
	00004582	Roof terminal Compact D160 - Slate	✓	✓	£89.00	
	00004578	Roof terminal D160 / D180	✓	✓	£144.00	
	00004581	Roof terminal for flat roofs D160 / D180	✓	✓	£39.00	
	00004579	Roof terminal tile D160/180	✓	✓	£153.00	
	00004631	Silencer D160 (M/M) - 1000mm	✓	✓	£44.00	
	00004632	Silencer D180 (M/M) - 1000mm	✓	✓	£49.00	
	00004587	Silencer Semi Rigid D160 - 1000mm	✓	✓	£66.00	
	00004588	Silencer Semi Rigid D180 - 1000mm	✓	✓	£78.00	

Commercial Ventilation Solutions

Daikin offers a variety of solutions, from small heat recovery ventilation to large-scale air handling units. Our solutions provide fresh air ventilation to homes or commercial outlets such as offices, hotels, stores and more.

Ventilation solutions

Daikin offers state-of-the-art ventilation solutions that can easily be integrated into any project.

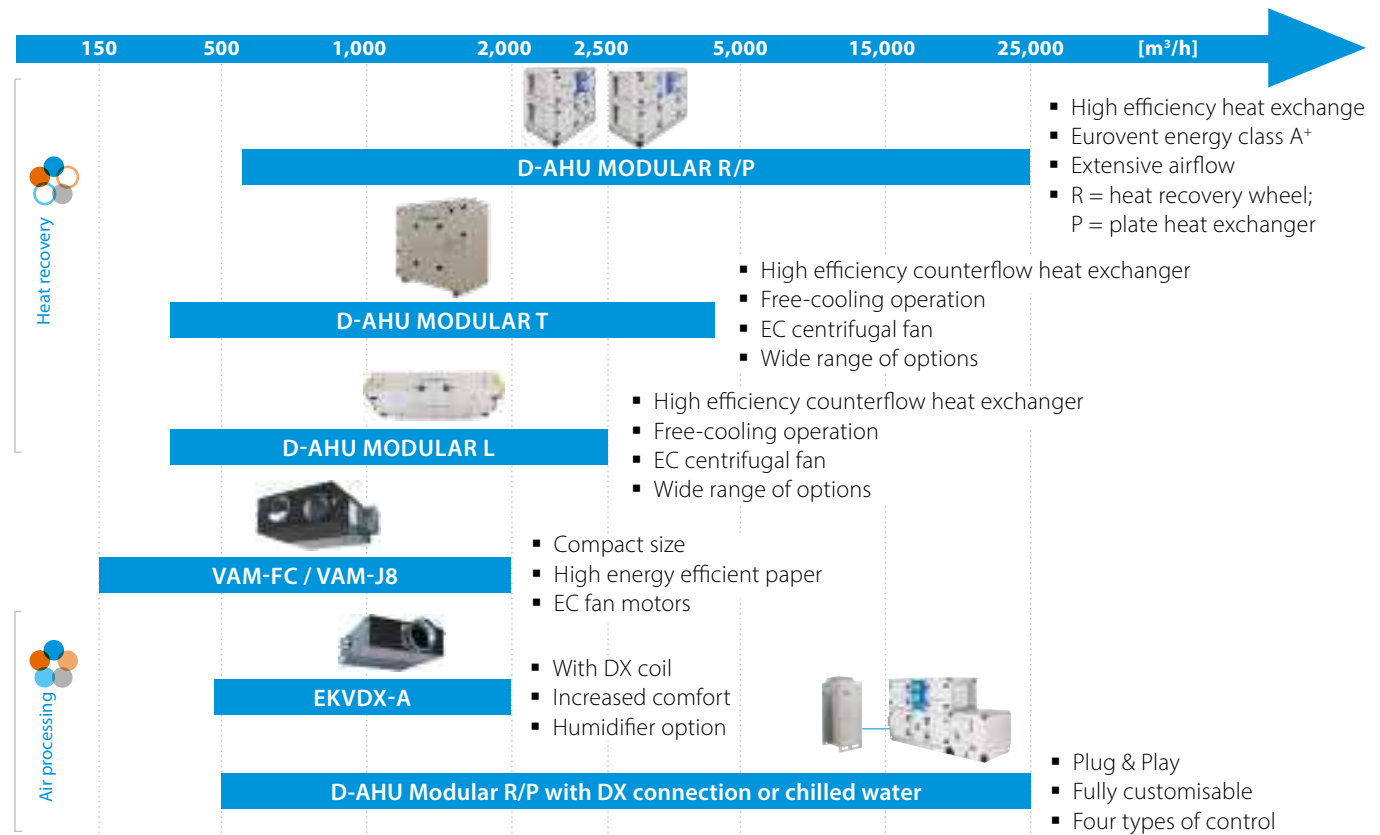
- High-quality solutions complying with the highest Daikin quality standards
- Seamless integration of all products to provide the best indoor climate
- All Daikin products connected to a single controller for complete control of the HVAC system

Heat reclaim ventilation – Ventilation with heat recovery as standard

Proper ventilation is a key component of climate control in buildings, offices and shops and part of the EU requirements. Our heat recovery units can recover both sensible and latent heat, substantially reducing the air conditioning load by up to 40%. The range starts from as low as 150 m³/h to 2,000 m³/h (VAM) and goes up to 25,000 m³/h (Modular AHU).

Ventilation with DX connection – Control over fresh air temperature

Daikin offers a range of R-410A inverter condensing units to be used in combination with Daikin AHUs for ultimate control over the fresh air. There are four control possibilities when combining AHU and Daikin outdoor units hence offering all the required flexibility for any installation. Indoor units can be combined with the same outdoor unit to reduce the installation costs. For false-ceiling installations where space is a constraint, the VKM can fit perfectly to deliver fresh air at a comfortable temperature and it has an optional humidification element.



Modular L

- Pre-configured sizes
- Plug & Play concept
- EC Fan technology
- High efficiency aluminium counterflow plate heat exchanger
- Low height unit
- For false ceiling applications



Modular T

- Pre-configured sizes
- Plug & Play concept
- EC Fan technology
- High efficiency aluminium counterflow plate heat exchanger
- Compact floor standing unit



Modular R/P

- Pre-configured sizes
- Plug & Play concept
- EC Fan technology
- Mod R - Heat recovery wheel (sorption and sensible technology)
- Mod P - High efficiency aluminium counterflow plate heat exchanger
- Compact design



VAM-FC/J8

VAM-FC/J utilise paper heat exchangers to exchange heat energy. This can be in the form of sensible and latent capacity. Suitable for the majority of fresh air applications. Efficiencies in excess of 80% according to the JIS standard.



Using VRV and ERQ condensing units for connection to air handling units



High efficiency – Daikin heat pumps are renowned for their high energy efficiency. Integrating the AHU with a heat recovery system is even more effective since an office system can frequently be in cooling mode. At the same time, the outdoor air is too cold to be brought inside in an unconditioned state. In this case, heat from the offices is merely transferred to heat the cold incoming fresh air.

Fast response to changing loads – resulting in high comfort levels. Daikin ERQ and VRV units respond rapidly to fluctuations in supply air temperature, resulting in a steady indoor temperature and resultant high comfort levels for the end-user. The ultimate is the VRV range which improves comfort even more by offering continuous heating, also during defrost.

Easy design and installation – The system is easy to design and install since no additional water systems such as boilers, tanks and gas connections etc. are required. This also reduces both the total system investment and running cost.

Daikin fresh air package

- If the pre-sized fresh air solution does not match the need.
- Plug & Play connection between VRV/ERQ and the entire D-AHU modular range.
- Factory fitted and welded control and expansion valve kits.

Benefits for the installer

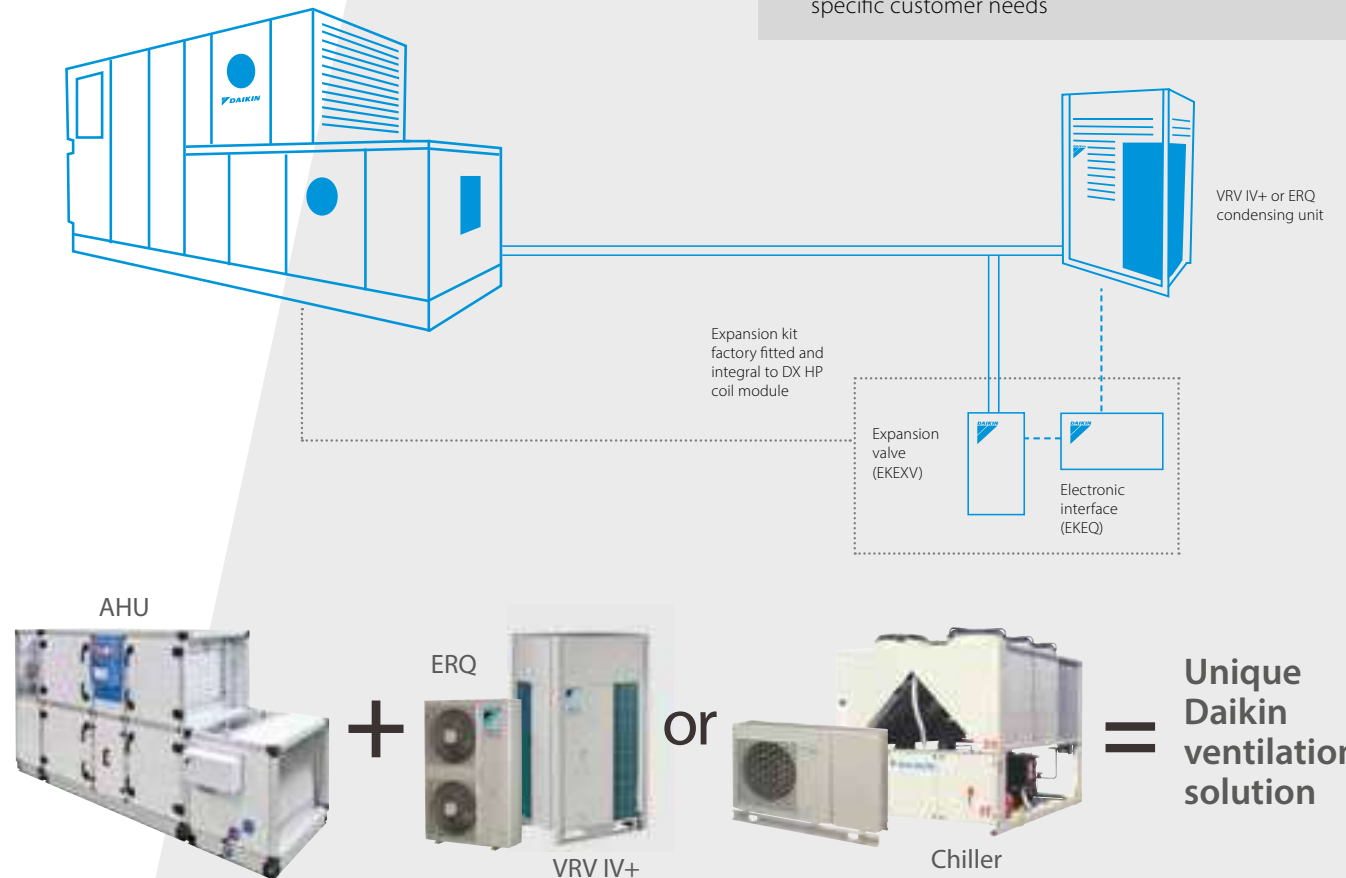
- Simple precise commissioning through pre-programmed DDC controller
- Reduced installation time thanks to internal electrical wiring and external terminal connections avoiding drilling into unit panels
- Flush-mounted electrical control panel avoiding risk of damage during transport and installation

Benefits for the consultant

- Quick selection tool - in-house developed web software with improved user interface allowing for a professional report in a few clicks
- Unlimited configuration options

Benefits for the end-user

- Energy-efficient controls, allowing the user to determine a wide range of settings, resulting in excellent operational flexibility
- Safe operation - fully integrated electrical panel for units taller than 80cm
- Amazing tailor-made capability to meet the specific customer needs



Ventilation

Achieving high indoor air quality for building occupants is an essential factor in HVAC design, especially in light of building regulations and the airtight nature of modern buildings.

Daikin offers a range of options that enable control of fresh air into commercial and residential spaces. For flow rates of up to 0.556m³/s, our VAM / VKM range of heat recovery ventilation products can efficiently deliver controlled fresh air to meet your design priorities. For larger fresh air requirements, see our AHU range on pages 205-209 of this section, or for further detail, please see pages 319-325 of the Applied section.

VAM-FC/J8 Total Heat Exchanger

Our popular range of Total Heat Exchangers (VAM) are fully compliant with the lot 6 Ecodesign requirements and rated under the EN 308* testing standard. VAM units recover waste energy from the exhaust airstream to minimise running costs and reduce the carbon footprint of the building.

Eliminates **up to 73%** of the additional heating and cooling loads caused by introducing fresh air



VAM-FC/J8 Total Heat Exchanger

			VAM150FC9	VAM250FC9	VAM350J8	VAM500J8	VAM650J8	VAM800J8	VAM1000J8	VAM1500J8	VAM2000J8
Dimensions (excluding switch box & transitions)	Height	mm	285	285	305	305	368	368	368	731	731
	Width	mm	776	776	1113	1113	1354	1354	1354	1354	1354
	Depth	mm	525	525	866	866	920	1172	1172	1172	1172
Weight		kg	24	24	46.5	46.5	61.5	76.5	76.5	160	160
Duct Connection Diameter		mm	100	150	200	200	250	250	250	2 x 250**	2 x 250**
Air Flow Rate	Ultra-High	m³/hr	150	250	350	500	650	800	1000	1500	2000
	High	m³/hr	140	230	300	425	550	680	850	1275	1700
	Low	m³/hr	105	155	200	275	350	440	550	825	1100
	Ultra-High	m³/sec	0.042	0.069	0.097	0.139	0.181	0.222	0.278	0.417	0.556
	High	m³/sec	0.039	0.064	0.083	0.118	0.153	0.189	0.236	0.354	0.472
	Low	m³/sec	0.029	0.043	0.056	0.076	0.097	0.122	0.153	0.229	0.306
External Static Pressure	Ultra-High	Pa	90	70	90	90	90	90	90	90	90
	High	Pa	87	63	70	70	70	70	70	70	70
	Low	Pa	40	25	50	50	50	50	50	50	50
Sound Pressure Level (Heat Exchange Mode)	Ultra-High	dBA	27.0	28.0	34.5	37.5	39.0	39.0	42.0	42.0	45.0
	High	dBA	26.0	26.0	32.0	35.0	36.0	36.0	38.5	39.0	41.5
	Low	dBA	20.5	21.0	29.0	30.5	31.0	30.5	32.5	33.5	36.0
Electrical Details	Power Supply	V / Hz / Phase	230 / 50 / 1	230 / 50 / 1	230 / 50 / 1	230 / 50 / 1	230 / 50 / 1	230 / 50 / 1	230 / 50 / 1	230 / 50 / 1	230 / 50 / 1
	Running Current	A	0.9	1.6	1.6	2.1	2.8	4.4	4.9	8.8	9.8
	Max Fuse Size	A	16	16	16	16	16	16	16	16	16

Trade Unit Price	£624.00	£748.00	£1,108.00	£1,416.00	£1,732.00	£2,040.00	£2,338.00	£3,571.00	£4,658.00
------------------	---------	---------	-----------	-----------	-----------	-----------	-----------	-----------	-----------

* For full details of specifications relating to EN308 please see the technical data book. ** 1 x 350 if optional plenum chambers EKPLEN200 are used.

Optional Accessory Compatibility	VAM150FC9	VAM250FC9	VAM350J8	VAM500J8	VAM650J8	VAM800J8	VAM1000J8	VAM1500J8	VAM2000J8
Inlet Heater Battery+	GSIEKA10009	GSIEKA15018	GSIEKA20024			GSIEKA25030		GSIEKA35530	

+ Heater battery does NOT require PCB adaptor to connect to VAM. UK.VH-CK VAM EHBX24 conversion kit cable included.

++ EKPLEN200 is required to connect VH5B to VAM1500 / 2000 J.

Optional Inlet Heater Battery	GSIEKA10009	GSIEKA15018	GSIEKA20024	GSIEKA25030	GSIEKA35530
Capacity	kW	0.9	1.8	2.4	3.0
Recommended Fuse Size	A	6	10	16	16
Duct Diameter	mm	100	150	200	250
Trade Unit Price		£452.00	£484.00	£580.00	£631.00
					£718.00

Accessories:

Accessory Ref	Description	Trade Price
BRC1H52W	Wired touch screen remote controller - White	£123.00
BRC1H52S	Wired touch screen remote controller - Silver	£130.00
BRC1H52K	Wired touch screen remote controller - Black	£134.00
KRP2A52 and UK.FB2	System adaptor PCB for remote on/off, status indication and temperature setting	£306.00
EKMBPP1 and UK.FB2	Modbus Interface PCB for Sky Air and VRV	£285.00
RTD-20 and UK.FB2	Energy control PCB for Sky Air and VRV	£381.00
KRP50-2	PCB Adaptor for VAM-FC series connection to humidifier	£162.00
BRP4A50A	PCB Adaptor for VAM-FC9 & VAM-J8 Series connection to 3rd party heater or humidifier	£182.00
EKMP65VAM	Mounting Plate for adaptor PCB installation on VAM650J8	£43.00
EKMPVAM	Mounting Plate for adaptor PCB installation on VAM1500 / 2000 J8	£39.00
EKAFVJ50F6	Air filter for VAM350 / 500 J8 : ePM10 70% (M6)	£161.00

Notes:

- Please contact your local sales office for required options when combined operation with an air conditioning system is required.
- Only one filter is required to cover the whole of one side of the heat exchanger, even if the heat exchanger has two sections. For VAM 1500/2000 two filters are required.
- VKM models must be connected as the slave indoor unit of a standard VRV indoor unit and share the same BRC1H* remote controller and BS-Q box (If connected to Heat Recovery).

CO₂ sensors for VAM-J range minimise running costs, delivering only the ventilation amounts required to maintain your indoor air quality

VAM filter options to suit your application

A range of VAM filter options is available to suit different outdoor air quality levels and indoor air quality requirements. The VAM-J range comes with a standard G3 filter. However, this can be upgraded to suit your particular situation and application.

Filter overview

FILTERS	Number of filters	U4 (pre-filter + filter for supply air, pre-filter + filter for exhaust)
	Standard filters	G3
	Optional filters	M6, F7, F8
	Optional pre-filters	G3, M6
	Filter replacement trigger	Fan power based
	Previous EN 13779 compliance	Up to IDA2 / ODA2
	New EN 16798-3:2017 compliance	Up to SUP2 / ODA3



Filter selection and unit set-up

- Choose the required air flow
- Select the filter [see tables *right*]
- Add up the pressure drops of the duct system on-site and the filter pressure drop at the design air flow rate [see data book for filter characteristics]
- Compare with unit performance characteristics to see resulting airflow and ESP

Outdoor Air Environment

Table 1

Outdoor air quality	
ODA 1	Pure air
ODA 2	High concentration of particles in air
ODA 3	High concentration gas pollution and particles
Indoor air quality	
IDA 1	Optimum quality air [required in hospitals, laboratories, nurseries etc]
IDA 2	Good air quality [required in offices, residential environments, museums etc]
IDA 3	Medium air quality [required in commercial buildings, cinemas, theatres, hotels, bars, gyms, computer rooms]

Filter option specifications

All filters are to EN779:2012 standard.

Table 2

Outdoor air quality	Indoor air quality		
	IDA 1	IDA 2	IDA 3
ODA 1	NA	ePM ₁₀ 70% (F8)	ePM ₁₀ 50% (F7)
ODA 2	NA	ePM ₁₀ 70% (M6) ePM ₁₀ 70% (F8)	ePM ₁₀ 75% (M5) ePM ₁₀ 50% (F7)
ODA 3	NA	NA	ePM ₁₀ 75% (M5) ePM ₁₀ 50% (F7)

Filter pressure drop for selected unit at nominal air flow rate

Table 3

Unit	Airflow [m3/Hr]	ePM10 70% (M6)	ePM1 55% (F7)	ePM1 70% (F8)
VAM350J8	350	39 Pa	52 Pa	88 Pa
VAM500J8	500	65 Pa	87 Pa	148 Pa
VAM650J8	650	61 Pa	83 Pa	140 Pa
VAM800J8	800	89 Pa	121 Pa	206 Pa
VAM1000J8	1000	80 Pa	109 Pa	185 Pa
VAM1500J8	1500	79 Pa	106 Pa	181 Pa
VAM2000J8	2000	80 Pa	109 Pa	185 Pa

See data book for additional information on pressure drop/airflow curves

Use the following material numbers for ordering

Table 4

Filter grade	VAM 350J8	VAM 500J8	VAM 650J8	VAM 800J8	VAM 1000J8	VAM 1500J8	VAM 2000J8
ePM10 70% (M6)	EKAFVJ50F6	EKAFVJ50F6	EKAFVJ65F6	EKAFVJ100F6	EKAFVJ100F6	EKAFVJ100F6 x 2	EKAFVJ100F6 x 2
	£161.00	£161.00	£177.00	£215.00	£215.00	£430.00	£430.00
ePM1 55% (F7)	EKAFVJ50F7	EKAFVJ50F7	EKAFVJ65F7	EKAFVJ100F7	EKAFVJ100F7	EKAFVJ100F7 x 2	EKAFVJ100F7 x 2
	£177.00	£177.00	£196.00	£238.00	£238.00	£476.00	£476.00
ePM1 70% (F8)	EKAFVJ50F8	EKAFVJ50F8	EKAFVJ65F8	EKAFVJ100F8	EKAFVJ100F7	EKAFVJ100F8 x 2	EKAFVJ100F8 x 2
	£196.00	£196.00	£217.00	£263.00	£238.00	£526.00	£526.00

VAM-FC/J

Weatherproof Enclosures for VAM Total Heat Exchangers

As VAM units are designed for internal installation, they will need a weatherproof enclosure if installed outside a building.

We can offer fully weatherproofed housings for the VAM range, which are rated IP44 to make them suitable for outdoor installation. The VAM units are fitted into the enclosure and delivered to site for fuss-free installation.

Please note:

- The prices quoted are for the enclosure, fitting of the VAM into the enclosure and standard delivery. The VAM unit cost is not included.
- Pre heaters cannot be used with the VAM weatherproof enclosures.



Lead time: Six weeks

Applicable units: All VAM units (not VKM)

Standard weatherproof enclosure

	UK.VAM150/ WPENC	UK.VAM250/ WPENC	UK.VAM350J/ WPENC	UK.VAM500J/ WPENC	UK.VAM650J/ WPENC	UK.VAM800J/ WPENC	UK.VAM1000J/ WPENC	UK.VAM1500J/ WPENC	UK.VAM2000J/ WPENC
VAM Price (discountable)	£624.00	£748.00	£1,108.00	£1,416.00	£1,732.00	£2,040.00	£2,338.00	£3,571.00	£4,658.00
Weather Enclosure + Modification (non-discountable)	£1,043.00	£1,043.00	£1,202.00	£1,202.00	£1,392.00	£1,559.00	£1,559.00	£2,078.00	£2,078.00
Total Trade Price	£1,667.00	£1,791.00	£2,310.00	£2,618.00	£3,124.00	£3,599.00	£3,897.00	£5,649.00	£6,736.00

Flat pack versions are available on request. Please contact Daikin UK for details. *EKPLEN200 accessory is NOT required for use of the weatherproof enclosure for VAM1500 / 2000 J

Flat pack weatherproof enclosure

Flat Pack W/P Enclosure VAM150-250 FC	Flat Pack W/P Enclosure VAM350-500 J8	Flat Pack W/P Enclosure VAM650 J8	Flat Pack W/P Enclosure VAM800-1000 J8	Flat Pack W/P Enclosure VAM1500-2000 J8
UK.WPENC1	UK.WPENC/J/2	UK.WPENC/J/3	UK.WPENC/J/4	UK.WPENC/J/5
£1,005.00	£1,164.00	£1,355.00	£1,521.00	£2,003.00

On-site assembly procedure available on request

Please speak to your local sales engineer to discuss your requirements.

EKVDX-A

DX Module for VAM


The new EKVDX-A/VAM-J8 is a fresh air pre-treatment solution.

The EKVDX-A DX coil module: a unit based on the FXSA-A VRV indoor unit (without its fan).

The new VAM-J8 range: mechanically same as the current VAM-J series but upgraded from PCB and control software point of view to allow cooperation with the DX coil module.

The two units are connected between them with the use of a field supplied duct as well with necessary wiring for the control.

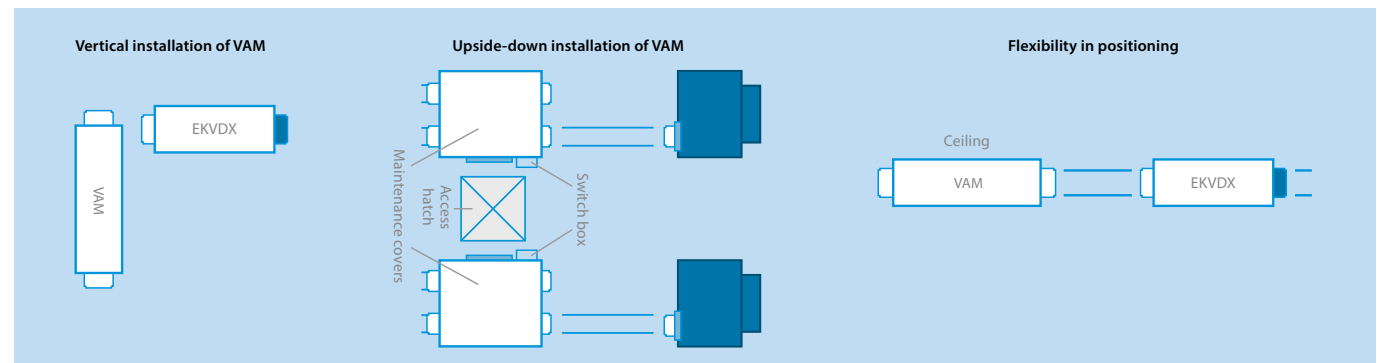
Please Note: a R410A VRV IV+ or R-32 VRV 5 is needed to complete the installation and drive the DX module



DX Module for VAM

				EKVDX32A	EKVDX50A	EKVDX80A	EKVDX100A
Power input - 50Hz	Cooling/Heating	Nom.	kW	0.035 / 0.035	0.035 / 0.035	0.035 / 0.035	0.035 / 0.035
Casing / Insulation	Material			Galvanised steel plate / Opcell and anti-sweat material			
Dimensions	Unit	Height	mm	250	250	250	250
		Width	mm	550	700	1000	1400
		Depth	mm	809	809	809	809
Weight	Unit		kg	19.0	23.4	30.1	37.7
Operation range	Around unit		°CDB	0 - 40	0 - 40	0 - 40	0 - 40
	On coil temperature	Cooling	Max. °CDB	35	35	35	35
		Heating	Min. °CDB	11	11	11	11
Piping connections	Liquid	OD	inch (mm)	1/4 (6.35)	1/4 (6.35)	1/4 (6.35)	1/4 (6.35)
	Gas	OD	inch (mm)	1/2 (12.7)	1/2 (12.7)	1/2 (12.7)	1/2 (12.7)
	Drain		mm	VP20 Outdoor Diameter 26. ID (diameter sign to be added)20			
Refrigerant	Type			R410A/R-32	R410A/R-32	R410A/R-32	R410A/R-32
	GWP			2087.5/675	2087.5/675	2087.5/675	2087.5/675
Power supply	Phase / Frequency / Voltage		ph / Hz / V	1ph / 5 / 220-240	1ph / 5 / 220-240	1ph / 5 / 220-240	1ph / 5 / 220-240
Trade Unit Price				£1,050.00	£1,162.00	£1,362.00	£1,894.00

				EKVDX32A + VAM500J8	EKVDX50A + VAM650J8	EKVDX50A + VAM800J8	EKVDX80A + VAM1000J8	EKVDX100A + VAM1500J8	EKVDX100A + VAM2000J8
Cooling capacity	Total (VAM+DX coil)	Ultra high fan speed	kW	5.10	7.10	8.60	9.30	15.40	18.40
	DX coil	Ultra high fan speed	kW	3.40	4.80	5.50	5.70	9.50	11.20
		High fan speed	kW	2.70	4.10	4.40	4.50	8.80	9.20
Heating capacity	Total (VAM+DX coil)	Ultra high fan speed	kW	6.70	8.50	11.00	11.90	18.70	22.90
	DX coil	Ultra high fan speed	kW	4.20	5.10	6.90	7.00	10.80	13.00
		High fan speed	kW	3.60	4.60	5.80	6.30	9.60	11.70
Air flow rate - 50Hz	Heat exchange mode	Ultra high	m³/h	500.00	650.00	800.00	1000.00	1500.00	2000.00
		High	m³/h	425.00	550.00	680.00	850.00	1275.00	1700.00
	Bypass mode	Ultra high	m³/h	500.00	650.00	800.00	1000.00	1500.00	2000.00
External static pressure - 50Hz		High	m³/h	425.00	550.00	680.00	850.00	1275.00	1700.00
		Maximum	Pa	81.00	73.00	133.00	106.00	154.00	92.50
		Ultra high	Pa	51.90	43.00	23.70	26.00	43.60	12.10
Sound pressure level - 50Hz	Cooling	High	Pa	39.00	33.90	19.40	21.40	35.10	11.90
		Ultra high (nominal)	dBA	32.00	34.00	35.50	40.50	38.50	43.50
		High (nominal)	dBA	30.50	32.00	34.00	38.00	37.00	40.00
	Heating	Ultra high (nominal)	dBA	32.50	34.50	36.00	40.50	39.00	44.00
		High	dBA	31.50	32.00	34.00	38.50	37.00	40.50
		Maximum fuse amps (MFA)	A	6.00	6.00	6.00	6.00	16.00	16.00



VKM-GBM

Total Heat Exchanger with DX Coil and Humidification

- Energy saving ventilation using indoor heating, cooling and moisture recovery
- Creates a high quality indoor environment by pre conditioning incoming fresh air
- Humidification of the incoming air results in comfortable indoor humidity level, even during heating
- Ideal solution for shops, restaurants or offices requiring maximum floor space for furniture, decorations and fittings
- Free cooling possible when outdoor temperature is below indoor temperature (eg. during nighttime)
- Low energy consumption thanks to DC fan motor
- Prevent energy losses from over-ventilation while improving indoor air quality with optional CO2 sensor
- Shorter installation time thanks to easy adjustment of nominal air flow rate, so less need for dampers compared with traditional installation.
- Specially developed heat exchange element with High Efficiency Paper (HEP)
- Can operate in over- and under pressure



Total Heat Exchanger with DX Coil and Humidification

					VKM50GBM	VKM80GBM	VKM100GBM
Power input - 50Hz	Heat exchange mode	Nom.	Ultra high	kW	0.270	0.330	0.410
			High	kW	0.230	0.280	0.365
			Low	kW	0.170	0.192	0.230
Fresh air conditioning load	Cooling			kW	4.71	7.46	9.12
	Heating			kW	5.58	8.79	10.69
Humidifier	System				Natural evaporating type		
	Amount			kg/h	2.7	4.0	5.4
	Feed water pressure			MPa	0.02 ~ 0.49	0.02 ~ 0.49	0.02 ~ 0.49
	Elements	Quantity			1	1	2
Dimensions	Height x Width x Depth			mm	387 x 1764 x 832	387 x 1764 x 1214	387 x 1764 x 1214
Weight				kg	100	119	123
Temperature Exchange Efficiency	Ultra high / High / Low			%	76.0 / 76.0 / 77.5	78.0 / 78.0 / 79.0	74.0 / 74.0 / 76.5
Fan	Air flow rate - 50Hz	Heat exchange mode	Ultra high	m³/h	500	750	950
			High	m³/h	500	750	950
			Low	m³/h	440	640	820
			Ultra high	m³/sec	0.139	0.208	0.264
			High	m³/sec	0.139	0.208	0.264
			Low	m³/sec	0.122	0.178	0.228
	External static pressure - 50Hz		Ultra high / High / Low	Pa	200 / 150 / 120	205 / 155 / 105	110 / 70 / 60
	Sound pressure level 50Hz	Heat exchange mode	Ultra high / High / Low	dBA	38.0 / 36.0 / 34.0	40.0 / 37.5 / 35.5	40.0 / 38.0 / 35.0
Connection duct diameter			mm	200	250	250	
Piping connections	Liquid		Inch (mm)	1/4 (6.4)	1/4 (6.4)	1/4 (6.4)	
	Gas		Inch (mm)	1/2 (12.7)	1/2 (12.7)	1/2 (12.7)	
	Water supply		Inch (mm)	1/4 (6.4)	1/4 (6.4)	1/4 (6.4)	
	Drain			PT3/4 external thread	PT3/4 external thread	PT3/4 external thread	
Electrical Details	Power Supply		V / Hz / Phase	230 / 50 / 1	230 / 50 / 1	230 / 50 / 1	
	Running Current		A	3.25	3.25	3.25	
	Max Fuse Size		A	6	6	6	
Trade Unit Price					£3,535.00	£4,411.00	£4,935.00

ALB

Air Handling Units

Modular-L False ceiling heat recovery unit



Highlights

- Six predefined sizes
- Plug & Play control solution
- Compact unit from 280 mm height (for air flow up to 550 m³/h)
- Wide air flow coverage from 150 to 3,400 m³/h
- Right and left configuration
- Pro (open control platform) and Smart (Daikin control platform) version
- Excellent indoor air quality (IAQ). Up to ePM1 80% (F9) filtration level with possibility to have a prefilter up to ePM1 50% (F7) for the best IAQ

Simple, quick installation

The Modular series' Plug & Play design is more than just a convenient feature for installers. It offers cost-saving benefits as there is no need for expensive adjustments before the unit is commissioned. Plug & Play makes everyone's life simpler, safer and more economical.

Please contact your local sales office for further information on selection at different working conditions & supply of consumable spare parts such as replacement filters.

D-AHU Modular L - Base Unit								
Unit Nominal Performance	Size	ALB02*B(S)	ALB03*B(S)	ALB04*B(S)	ALB05*B(S)	ALB06*B(S)	ALB07*B(S)	
	Supply/Extract Airflow [m³/s]	0.134	0.293	0.402	0.523	0.764	0.958	
	Thermal Efficiency [%]	87.4	87.4	90.1	89.1	90.0	89.1	
	Maximum ESP [Pa]	125	115	200	100	220	100	
	Nominal Fan Current - Supply and Extract [A]	1.35	2.20	2.20	2.3	2 x 2.2	2 x 2.3	
	Nominal Power Input [kW]	0.17	0.50	0.50	0.50	2 x 0.42	2 x 0.43	
	SFPv [kW/m³/s]	1.96	2.30	1.98	1.68	2.07	1.72	
	Electrical Supply [V-Ph-Hz]	230-1-50						
	Length [mm]	1660	1800	2000	2000	2000	2000	
	Width [mm]	920	1100	1600	1600	2000	2000	
	Height [mm]	280	350	415	415	500	500	
	Weight [kg]	125	180	270	280	355	360	
	Duct Connection Size (mm)	Width	250	400	500	500	700	700
		Height	150	200	300	300	400	400
Sound Power Level - Lw dB(A) ⁽¹⁾	59	65	66	64	69	66		
Sound Pressure Level - Lp dB(A) ⁽²⁾	52	58	59	57	62	59		
Trade Air Handling Unit Price - Pro Series ⁽³⁾		ALB02*B	ALB03*B	ALB04*B	ALB05*B	ALB06*B	ALB07*B	
		£5,309.00	£6,260.00	£8,196.00	£9,178.00	£11,749.00	£12,503.00	
Trade Air Handling Unit Price - Smart Series ⁽³⁾⁽⁴⁾		ALB02*BS	ALB03*BS	ALB04*BS	ALB05*BS	ALB06*BS	ALB07*BS	
		£4,689.00	£5,647.00	£7,591.00	£8,574.00	£11,147.00	£11,920.00	

* Indicates handing of unit, R=Right Hand, L = Left Hand. (S) Indicates Modular Light Smart. ⁽¹⁾ Sound power level breakout (Supply & return air combined). At nominal airflow. ⁽²⁾ Sound pressure level to EN3744, Surrounding, Directivity (Q) = 4 @ 1m distance in non-reverberant field. Allowances on declared values: +/- 3dB. At nominal airflow.. ⁽³⁾ Price includes, ePM1 50% (F7) Filter, Mineral wool insulation, Aluzinc internal skin and Aluzinc Pre-Painted external skin. ⁽⁴⁾ Units require BRC1E53C wired remote controller.

Notes: Ancillary modules include silencers, electric frost coils & various heating/cooling coil modules.
Final pricing will be dependent on actual selection configuration and additional modules required. Above pricing will provide a sufficiently accurate indication for budget purposes.
The SFP figure shown in the above table is based at the nominal airflow and nominal ESP shown.

Modular-L Options & Accessories:

Item	Model	Size					
		02	03	04	05	06	07
Compact Filters							
ISO Coarse 55% (G4)	ALF**G4A	£25.00	£28.00	£36.00		£40.00	
ePM10 55% (M5)	ALF**M5A	£73.00	£101.00	£137.00		£165.00	
ePM1 50% (F7)	ALF**F7A	£75.00	£107.00	£139.00		£168.00	
ePM1 80% (F9)	ALF**F9A	£83.00	£111.00	£146.00		£172.00	
Coil Modules***							
Electric Pre-heating (Mod L Smart)	ALD**HEFB	£1,310.00	£1,381.00	£1,857.00		£2,469.00	
Electric pre - heating (Mod L Pro)	ALD**HEFA	£1,628.00	£1,697.00	£2,262.00		£2,963.00	
Electric post - heating***	ALD**HESA	£1,651.00	£1,740.00	£2,686.00		£2,963.00	
Water cooling (post - heating)***	ALD**CWSA	£1,083.00	£1,252.00	£1,514.00		£2,070.00	
Water heating (pre/post - heating)***	ALD**HWUA	£490.00	£513.00	£733.00		£796.00	
Valves***							
2-way water heating	ALV**HW2A	£66.00	£73.00	£97.00		£107.00	
3-way water heating	ALV**HW3A	£82.00	£97.00	£107.00		£111.00	
2-way water cooling	ALV**CW2A	£66.00	£73.00	£97.00		£107.00	
3-way water cooling	ALV**CW3A	£82.00	£97.00	£107.00		£111.00	
Mechanical accessories							
900mm Silencer	ALS**90A	£277.00	£403.00	£547.00		£781.00	
Sliding Rail Access Doors	ALA**RLA	£172.00	£186.00	£210.00		£229.00	
Rectangular to circular duct connection	ALA**RCA	£111.00	£146.00	£182.00		£239.00	
Controls***							
Module Bacnet Pol 908	ALC00908A			£323.00			
Module Modbus Pol 902	ALC00902A			£208.00			
Pol 822 Room Unit	ALC00822A			£139.00			
Module Pol 895 (Commissioning)	ALC00895A			£366.00			
Electrical accessories***							
Modulating Actuator	ALE00AMVA			£301.00			
Sensors***							
CO2	ALP00COA			£612.00			
Humidity (%RH)	ALP00HUA			£353.00			
Temperature	ALP00TEA			£73.00			

Notes: ** Denotes model size number - Where accessories are common across model sizes the larger model dictates accessory code, Example G4 Compact Filter for ALB06 & ALB07 = ALF07G4A
*** These accessories are not compatible with the Modular L Smart Series

ATB

Air Handling Units

Modular-T Top connected heat recovery unit



Highlights

- Five predefined sizes
- Plug & Play control solution
- Compact unit from 550 mm width (for unit up to 1,100 m³/h)
- Wide air flow coverage from 200 to 4,200 m³/h
- Right and left configuration
- Pro (open control platform) and Smart (Daikin control platform) version
- Excellent indoor air quality (IAQ). Up to three filtration stages up to ePM1 80% (F9)
- DX and water coil available as option
- Recirculation mixing damper (option)

Simple, quick installation

The Modular series' Plug & Play design is more than just a convenient feature for installers. It offers cost-saving benefits as there is no need for expensive adjustments before the unit is commissioned. Plug & Play makes everyone's life simpler, safer and more economical.

D-AHU Modular T - Base Unit						
Unit Nominal Performance	Size	ATB03*A(S)	ATB04*A(S)	SB.ATB05*A(S)	SB.ATB06*A(S)	SB.ATB07*A(S)
	Supply/Extract Airflow [m³/s]	0.222	0.458	0.639	0.750	1.080
	Thermal Efficiency [%]	89.3	88.3	85.1	85.5	90.8
	Maximum ESP [Pa]	100	100	100	100	100
	Nominal Fan Current - Supply and Extract [A]	1.7	3.39	4.61	5.17	7.87
	Nominal Power Input [kW]	0.39	0.78	1.06	1.19	1.81
	SFPv [kW/m³/s]	1.47	1.50	1.49	1.41	1.50
	Electrical Supply [V-Ph-Hz]	230-1-50				
	Length [mm]	1580	1650	2170	2620	2950
	Width [mm]	550	790	790	790	890
	Height [mm]	1600	1600	1900	1850	2050
	Weight [kg]	200	250	400	500	620
	Duct Connection Size (mm) Diameter	4 x 250	4 x 315	4 x 355	4 x 400	4 x 500
	Sound Power Level - Lw dB(A) ⁽¹⁾	57	52	55	55	58
	Sound Pressure Level - Lp dB(A) ⁽²⁾	50	45	48	48	51
Trade Air Handling Unit Price - Pro Series ⁽³⁾		ATB03*A	ATB04*A	SB.ATB05*A	SB.ATB06*A	SB.ATB07*A
		£8,554.00	£9,258.00	£11,670.00	£13,601.00	£16,024.00
Trade Air Handling Unit Price - Smart Series ⁽³⁾⁽⁴⁾		ATB03*AS	ATB04*AS	SB.ATB05*AS	SB.ATB06*AS	SB.ATB07*AS
		£7,451.00	£8,184.00	£10,723.00	£12,666.00	£15,139.00

* Indicates handing of unit, R=Right Hand, L = Left Hand. (S) Indicates Modular Light Smart. ⁽¹⁾ Sound Power Level Breakout (Supply & Return Air Combined). ⁽²⁾ Sound Pressure Level according to EN3744, Surrounding Directivity (Q=4) at a distance of 1m. ⁽³⁾ Price includes, ePM1 50% (F7) Filter, Mineral wool insulation, Aluzinc internal skin and Aluzinc Pre-Painted external skin. ⁽⁴⁾ Units require BRC1E53C wired remote controller.

Notes: Ancillary modules include Silencers, Electric Frost Coils & various Heating/Cooling Coil Modules.
Final pricing will be dependent on actual selection configuration and additional modules required. Above pricing will provide a sufficiently accurate indication for budget purposes.
The SFP figure shown in the above table is based at the nominal airflow and nominal ESP shown.

Modular-T Options & Accessories:

	Item	Model	Size				
			03	04	05	06	07
Compact Filters	ISO Coarse 55% (G4)	ATF**G4A	£43.00	£46.00	£57.00	£64.00	£76.00
	ePM10 55% (M5)	ATF**M5A	£110.00	£116.00	£128.00	£139.00	£162.00
	ePM1 50% (F7)	ATF**F7A	£110.00	£116.00	£130.00	£141.00	£164.00
	ePM1 80% (F9)	ATF**F9A	£112.00	£118.00	£132.00	£143.00	£166.00
Coil Modules***	DX Coil Right Handed	ATD**UDSAR	£974.00	£1,198.00	£1,541.00	£1,644.00	£2,175.00
	DX Coil Left Handed	ATD**UDSAL	£974.00	£1,198.00	£1,541.00	£1,644.00	£2,175.00
	Water Coil Right Handed	ATD**UWSAR	£1,099.00	£1,271.00	£1,612.00	£1,810.00	£2,245.00
	Water Coil Left Handed	ATD**UWSAL	£1,099.00	£1,271.00	£1,612.00	£1,810.00	£2,245.00
	Electric Preheating	ATD**HEFAU	£1,159.00	£1,358.00	£1,470.00	£1,637.00	£1,919.00
	Electric Preheating (Smart Version)	ATD**HEFBU	£1,215.00	£1,510.00	£1,600.00	£1,718.00	£1,962.00
	Water Pre-Heating	ATD**HWFUAU	£438.00	£565.00	£691.00	£833.00	£1,099.00
	Water Post Heating Right Handed	ATD**HWSAR	£758.00	£821.00	£941.00	£1,078.00	£1,283.00
	Water Post Heating Left Handed	ATD**HWSAL	£758.00	£821.00	£941.00	£1,078.00	£1,283.00
	Electric Post Heating	ATD**HESAU	£651.00	£983.00	£1,007.00	£1,056.00	£1,091.00
Valves***	2 Way Water Cooling	ATV**CW2A	£87.00	£95.00	£101.00	£109.00	£122.00
	3 Way Water Cooling	ATV**CW3A	£143.00	£146.00	£158.00	£198.00	£213.00
	2 Way Water Heating	ATV**HW2A	£87.00	£95.00	£101.00	£109.00	£122.00
	3 Way Water Heating	ATV**HW3A	£143.00	£146.00	£158.00	£198.00	£213.00
Mechanical accessories	600mm Silencer	ATA**60A	£304.00	£339.00	£398.00	£406.00	£535.00
	Mixing Damper***	ATA**MDA	£125.00	£125.00	£155.00	£186.00	£195.00
	External Damper***	ATA**EDA	£95.00	£114.00	£158.00	£200.00	£251.00
Controls***	Module Bacnet Pol 908	ALC00908A			£323.00		
	Module Modbus Pol 902	ALC00902A			£208.00		
	Pol 822 Room unit	ALC00822A			£139.00		
	Module Pol 895 (Commissioning)	ALC00895A			£366.00		
Electrical accessories***	Frost Switch	ATE00FSUA			£155.00		
	Modulating Actuator For Dampers	ATE00AMVA			£303.00		
	Modulating Actuator For Valves	ATE00AMDA			£301.00		
	Digital PCB For External Accessories	ATE00DPUA			£556.00		
Sensors***	CO2	ALP00COA			£612.00		
	Humidity (%RH)	ALP00HUA			£353.00		
	Temperature	ALP00TEA			£73.00		

Notes: ** Denotes model size number -

*** These accessories are not compatible with the Modular T Smart Series

ADT

Air Handling Units



Modular-R AHU with high efficiency Rotary Heat Exchanger



Energy efficiency and indoor air quality

- Ten predefined sizes
- IE4 premium efficiency motor
- High efficiency heat wheel (heat recovery)
- Compact design
- Advanced control features
- Easy installation
- Indoor air quality compliant with VDI 6022 hygiene guideline
- Operating limits from -25 °C, -40 °C with electric heaters, up to +46 °C ambient temperature
- VRV IV and ERQ coupling capability
- Indoor and outdoor versions
- Free cooling capability
- Economy and Night mode operation
- Bacnet & Modbus modules available as an option

Fan type

- Available with EC brushless fan or inverter driven plug fan
- Air flow or pressure control
(Variable Air Volume – Constant Air Volume)
- Nominal air flow programmed at factory
- Reduced noise with option NRLS

Simple, quick installation

The Modular series' Plug & Play design is more than just a convenient feature for installers. It offers cost-saving benefits as there is no need for expensive adjustments before the unit is commissioned. Plug & Play makes everyone's life simpler, safer and more economical.

		D-AHU Modular R - Base Unit c/w Thermal Wheel & DX Module									
Unit Nominal Performance	Size	ADT01FCD1	ADT02FCD1	ADT03FCD1	ADT04FCD1	ADT05FCD1	ADT06FCD1	ADT07FCD1	ADT08FCD1	ADT09FCD1	ADT10FCD1
	Supply/Extract Airflow [m³/s]	0.42	0.52	0.97	1.43	1.86	2.05	2.80	3.63	4.07	5.83
	Temp Efficiency Winter [%]	80.50	81.90	80.30	80.90	80.60	81.00	80.40	79.60	80.70	80.00
	Temp Efficiency Summer [%]	79.90	81.20	79.70	80.30	80.00	80.40	79.70	79.00	80.10	79.40
	ESP nominal [Pa]	250	250	250	250	250	250	250	250	250	250
	Nominal Fan Current - Supply/Extract [A]	3.3/3.3	3.1/3.1	1.9/1.9	4.1/4.1	3.8/3.8	4.0/4.0	9.0/9.0	7.7/7.7	4.0/4.0	9.0/9.0
	Power Input Supply, Nominal [kW]	0.46	0.58	1.06	1.59	1.99	2.26	3.06	3.88	2 x 2.25	2 x 3.18
	Power Input Extract, Nominal [kW]	0.45	0.56	1.02	1.54	1.93	2.18	2.94	3.74	2 x 2.18	2 x 3.05
	SFPv [kW/m³/s]	2.00	2.00	1.97	2.00	1.94	1.99	1.97	1.94	1.99	1.97
	Electrical Supply [V-Ph-Hz]	230-1-50	230-1-50	400-3+N-50	400-3+N-50	400-3+N-50	400-3+N-50	400-3+N-50	400-3+N-50	400-3+N-50	400-3+N-50
	Length [mm]	2400	2400	2500	2620	2780	2980	3100	3150	2980	3100
	Depth [mm]	720	820	990	1200	1400	1400	1600	1940	1940	2300
	Height (Including Base Frame) [mm]	1320	1320	1540	1740	1740	1920	1920	2180	2460	2570
	Weight [kg]	385	414	555	667	848	895	1070	1501	1606	1986
	DX Total Cooling Capacity [kW]	3.9	4.6	8.7	13.0	16.9	18.6	25.4	34.1	37.8	52.9
	Sound Power Level - Lw dB(A)	73	76	74	78	79	79	84	81	81	88
	Trade Air Handling Unit Price	POA	POA	POA	POA	POA	POA	POA	POA	POA	POA
Matched Air Cooled Condensing Unit	Model	-	-	-	ERA125AV/ ERA125AY	ERA140AV/ ERA140AY	ERA200AYF	ERA250AYF	ERA300AYF	2 x ERA200AYF	2 x ERA250AYF

		D-AHU Modular R - Base Unit c/w Thermal Wheel & CHW Module									
Unit Nominal Performance	Size	ADT01FCW1	ADT02FCW1	ADT03FCW1	ADT04FCW1	ADT05FCW1	ADT06FCW1	ADT07FCW1	ADT08FCW1	ADT09FCW1	ADT10FCW1
	Supply/Extract Airflow [m³/s]	0.42	0.51	0.96	1.42	1.86	2.04	2.81	3.63	4.06	5.83
	Temp Efficiency Winter [%]	80.70	82.00	80.40	81.00	80.60	81.10	80.40	79.60	80.80	80.00
	Temp Efficiency Summer [%]	80.10	81.30	79.80	80.30	80.00	80.40	79.70	79.00	80.10	79.40
	ESP nominal [Pa]	250	250	250	250	250	250	250	250	250	250
	Nominal Fan Current - Supply/Extract [A]	3.3/3.3	3.1/3.1	4.6/4.6	4.1/4.1	3.8/3.8	4.0/4.0	9.0/9.0	7.7/7.7	4.0/4.0	9.0/9.0
	Power Input Supply, Nominal [kW]	0.46	0.58	1.11	1.59	2.02	2.29	3.13	3.95	2 x 2.28	2 x 3.25
	Power Input Extract, Nominal [kW]	0.44	0.55	1.05	1.52	1.93	2.17	2.95	3.74	2 x 2.17	2 x 3.05
	SFPv [kW/m³/s]	2.00	1.99	2.00	2.00	1.94	1.99	1.98	1.94	2.00	1.97
	Electrical Supply [V-Ph-Hz]	230-1-50	230-1-50	400-3+N-50	400-3+N-50	400-3+N-50	400-3+N-50	400-3+N-50	400-3+N-50	400-3+N-50	400-3+N-50
	Length [mm]	2400	2400	2500	2620	2780	2980	3100	3150	2980	3100
	Depth [mm]	720	820	990	1200	1400	1400	1600	1940	1940	2300
	Height (Including Base Frame) [mm]	1320	1320	1540	1740	1740	1920	1920	2180	2460	2570
	Weight [kg]	383	413	555	668	850	900	1074	1499	1601	1988
	Total Cooling Capacity [kW]	3.0	3.6	6.8	10.2	13.3	14.7	19.8	26.5	29.2	41.5
	Outdoor Unit Nominal Cooling Power Input [kW]	-	-	2.56	3.9	5.52	5.8	7.47	9.45	12.7	15.1
	Sound Power Level - Lw dB(A)	74	76	77	78	79	79	85	81	81	88
	Trade Air Handling Unit Price	POA	POA	POA	POA	POA	POA	POA	POA	POA	POA
Matched Air Cooled Reverse Cycle Chiller	Model	EWYA004 DV3P-H	EWYA004 DV3P-H	EWYA008 DV3P-H	EWYA011 DW1P-H	EWYA014 DW1P-H	EWYT016CZ	EWYT021CZ	EWYT025CZ	EWYT032CZ	EWYT040CZ

Notes:

Sound power level - Supply air unit outlet.

Data sheets for above selections are available on request.

Ancillary modules include dual or single silencers, electric or lphw frost coils, humidifier & various heating/cooling coil modules.

Full selections available from your Daikin Sales Engineer.

Final pricing will be dependent on actual selection configuration and additional modules required. Above pricing will provide a sufficiently accurate indication for budget purposes.

Please contact your local sales office for further information on selection at different working conditions and supply of consumable spare parts such as replacement filters.

ADT

Air Handling Units



Modular-P AHU with high efficiency Plate Heat Exchanger



Energy efficiency and indoor air quality

- Ten predefined sizes
- IE4 premium efficiency motor
- High efficiency plate heat exchanger for heat recovery, all aluminium construction eliminates cross contamination of air flows
- Compact design
- Advanced control features
- Easy installation
- Indoor air quality compliant with VDI 6022 hygiene guideline
- Operating limits from -25 °C, -40 °C with electric heaters, up to +46 °C ambient temperature
- VRV IV and ERQ coupling capability
- Indoor and outdoor versions
- Free cooling capability
- Economy and Night mode operation
- Bacnet & Modbus modules available as an option

Fan type

- Available with EC fan or inverter driven plug fan
- Air flow or pressure control
(Variable Air Volume – Constant Air Volume)
- Nominal air flow programmed at factory
- Reduced noise with option NRLS

Simple, quick installation

The Modular series' Plug & Play design is more than just a convenient feature for installers. It offers cost-saving benefits as there is no need for expensive adjustments before the unit is commissioned. Plug & Play makes everyone's life simpler, safer and more economical.

D-AHU Modular P - Base Unit c/w Plate Heat Exchanger & DX Module											
Unit Nominal Performance	Size	ADT01ECD1	ADT02ECD1	ADT03ECD1	ADT04ECD1	ADT05ECD1	ADT06ECD1	ADT07ECD1	ADT08ECD1	ADT09ECD1	ADT10ECD1
	Supply/Extract Airflow [m³/s]	0.50	0.61	0.98	1.31	1.67	1.89	2.33	3.51	4.02	5.28
	Temp Efficiency Winter [%]	91.70	91.90	91.30	91.10	90.80	91.30	91.10	91.10	91.40	91.10
	Temp Efficiency Summer [%]	82.70	83.10	82.10	81.80	81.50	82.10	81.80	81.90	82.30	82.90
	ESP Nominal [Pa]	250	250	250	250	250	250	250	250	250	250
	Nominal Fan Current - Supply/Extract [A]	3.3/3.3	3.1/3.1	1.9/1.9	3.0/3.0	3.8/3.8	4.0/4.0	5.3/5.3	7.7/7.7	4.0/4.0	5.3/5.3
	Power Input Supply, Nominal [kW]	0.5	0.65	1.01	1.4	1.75	2.02	2.44	3.71	2 x 2.15	2 x 2.77
	Power Input Extract, Nominal [kW]	0.52	0.67	1.06	1.47	1.86	2.1	2.55	3.88	2 x 2.24	2 x 2.92
	SFPv [kW/m³/s]	1.88	1.98	1.94	2.00	2.00	2.00	1.98	2.00	2.00	1.99
	Electrical Supply [V-Ph-Hz]	230-1-50	230-1-50	400-3+N-50	400-3+N-50	400-3+N-50	400-3+N-50	400-3+N-50	400-3+N-50	400-3+N-50	400-3+N-50
	Length [mm]	2730	2900	3310	3360	3500	3910	4040	4540	4760	4890
	Depth [mm]	720	820	990	1200	1400	1400	1600	1940	1940	2300
	Height (Including Base Frame) [mm]	1320	1320	1540	1740	1740	1920	1920	2180	2460	2570
	Weight [kg]	402	421	591	695	882	956	1082	1618	1894	2305
	DX Total Cooling Capacity [kW]	5.0	6.2	10.0	13.6	17.4	19.6	24.4	36.8	42.3	55.00
	Sound Power Level - Lw dB(A)	72	77	74	77	77	77	78	81	81	82
	Trade Air Handling Unit Price	POA	POA	POA	POA	POA	POA	POA	POA	POA	POA
Matched Air Cooled Condensing Unit	Model	-	-	ERA100AV / ERA100AY	ERA125AV / ERA125AY	ERA200AYF	ERA200AYF	ERA250AYF	ERA300AYF	2 x ERA200AYF	2 x ERA250AYF

D-AHU Modular P - Base Unit c/w Plate Heat Exchanger & CHW Module											
Unit Nominal Performance	Size	ADT01ECW1	ADT02ECW1	ADT03ECW1	ADT04ECW1	ADT05ECW1	ADT06ECW1	ADT07ECW1	ADT08ECW1	ADT09ECW1	ADT10ECW1
	Supply/Extract Airflow [m³/s]	0.50	0.60	0.98	1.29	1.67	1.89	2.33	3.51	4.26	5.28
	Temp Efficiency Winter [%]	91.70	92.00	91.30	91.10	90.80	91.30	91.10	91.10	91.20	91.10
	Temp Efficiency Summer [%]	82.70	83.20	82.10	81.90	81.50	82.10	81.80	81.90	82.00	81.80
	ESP nominal [Pa]	250	250	250	250	250	250	250	250	250	250
	Nominal Fan Current - Supply/Extract [A]	3.3/3.3	3.1/3.1	4.6/4.6	3.0/3.0	3.8/3.8	4.0/4.0	5.3/5.3	7.7/7.7	4.5/4.5	5.3/5.3
	Power Input Supply, Nominal [kW]	0.52	0.66	1.12	1.42	1.82	2.1	2.54	3.85	2 x 2.36	2 x 2.90
	Power Input Extract, Nominal [kW]	0.52	0.65	1.11	1.44	1.86	2.1	2.55	3.88	2 x 2.36	2 x 2.92
	SFPv [kW/m³/s]	1.90	1.95	2.00	2.00	2.00	2.00	1.98	2.00	2.00	2.00
	Electrical Supply [V-Ph-Hz]	230-1-50	230-1-50	400-3+N-50	400-3+N-50	400-3+N-50	400-3+N-50	400-3+N-50	400-3+N-50	400-3+N-50	400-3+N-50
	Length [mm]	2730	2900	3310	3360	3500	3910	4040	4540	4760	4890
	Depth [mm]	720	820	990	1200	1400	1400	1600	1940	1940	2300
	Height (Including Base Frame) [mm]	1320	1320	1540	1740	1740	1920	1920	2180	2460	2570
	Weight [kg]	401	420	591	696	885	961	1086	1616	1893	2308
	Total Cooling Capacity [kW]	3.9	4.8	8.0	10.9	14.0	16.0	19.3	29.2	35.4	43.3
	Outdoor Unit Nominal Cooling Power Input [kW]	1.27	1.61	2.57	3.9	5.8	5.8	7.59	13.5	13.5	15.4
	Sound Power Level - Lw dB(A)	73	77	77	77	78	77	78	81	81	83
	Trade Air Handling Unit Price	POA	POA	POA	POA	POA	POA	POA	POA	POA	POA
Matched Air Cooled Reverse Cycle Chiller	Model	EWYA004 DV3P-H	EWYA006 DV3P-H	EWYA008 DV3P-H	EWYA011 DW1P-H	EWYT016CZ	EWYT016CZ	EWYT021CZ	EWYT032CZ	EWYT032CZ	EWYT040CZ

Notes:

Sound power level - Supply air unit outlet.
Data sheets for above selections are available on request.
Ancillary modules include dual or single silencers, electric or lphw frost coils, humidifier & various heating/cooling coil modules.
Full selections available from your Daikin Sales Engineer.
Final pricing will be dependent on actual selection configuration and additional modules required. Above pricing will provide a sufficiently accurate indication for budget purposes.

Please contact your local sales office for further information on selection at different working conditions and supply of consumable spare parts such as replacement filters.

AHU Filter options for your AHU from our partner at AAF



Chevronet

- High dust holding capacity and long service life
- Lightweight and easy to install
- The Chevronet filter is designed as pre-filtration for use in industrial and commercial heating, ventilation and air conditioning systems



VariCel EcoPak

- These filters are used as both prefilters and main filters in industrial and commercial HVAC installations
- The VariCel EcoPak filter can be used in place of panel filters. The upgrade in efficiency results in an improved filtration of fine particles



VariCEL VXL-E

- High dust holding capacity for facilitating a long service life and fewer changeouts
- Final filtration in central air handling systems and industrial installations
- Usage in front of HEPA filter for critical cleanroom processes

Item	Type	AAF Filter Model	Dimensions	Modular AHU Size / No. Of Filters									
				01	02	03	04	05	06	07	08	09	10
Filter	G4 Panel Filter	Chevronet	592 x 490 x 48	1	1	1	2	2	2	3			3
			592 x 287 x 48			1		1	1		3	3	1
			592 x 592 x 48								3	3	3
	M6 Compact Filter	VariCel EcoPak	592 x 287 x 48			1		1	1		3	3	1
			592 x 490 x 48	1	1	1	2	2	2	3			3
			592 x 592 x 48								3	3	3
	F7 Bag Filter	VariCEL VXL-E	590 x 490 x 292	1	1	1	2	2	2	3			3
			592 x 287 x 292			1		1	1		3	3	1
			592 x 592 x 292								3	3	3
	F9 Bag Filter	VariCEL VXL-E	592 x 490 x 292	1	1	1	2	2	2	3			3
			592 x 287 x 292			1		1	1		3	3	1
			592 x 592 x 292								3	3	3

The above table shows the number of filters fitted to each Modular AHU Size 1 to 10. **For example**, if you have a Size 10 unit with G4 Panel filters and F7 Bag Filters it will have:-

3 No. Chevronet 592 x 490 x 48 3 No. VariCEL VXL-E 592 x 490 x 292
 1 No. Chevronet 592 x 287 x 48 1 No. VariCEL VXL-E 592 x 287 x 292
 3 No. Chevronet 592 x 592 x 48 3 No. VariCEL VXL-E 592 x 592 x 292

The below materials are complete kits to replace or upgrade the filters in the Modular AHU series.

If we take the example on the left as a size 10 Modular AHU, to replace these filters, select SB.ADF10G4 + SB.ADF10F7. You can also select to upgrade the F7 to an F9 by selecting SB.ADF10F9.

Replacement Filter Kits

Material	Description	Trade Price
UK.ADF01G4	G4 Filters Modular ADT AHU Size 01	£9.00
UK.ADF01F7	F7 Filters Modular ADT AHU Size 01	£87.00
UK.ADF01F9	F9 Filters Modular ADT AHU Size 01	£92.00
UK.ADF02G4	G4 Filters Modular ADT AHU Size 02	£9.00
UK.ADF02F7	F7 Filters Modular ADT AHU Size 02	£87.00
UK.ADF02F9	F9 Filters Modular ADT AHU Size 02	£92.00
UK.ADF03G4	G4 Filters Modular ADT AHU Size 03	£9.00
UK.ADF03F7	F7 Filters Modular ADT AHU Size 03	£87.00
UK.ADF03F9	F9 Filters Modular ADT AHU Size 03	£92.00
UK.ADF04G4	G4 Filters Modular ADT AHU Size 04	£19.00
UK.ADF04F7	F7 Filters Modular ADT AHU Size 04	£176.00
UK.ADF04F9	F9 Filters Modular ADT AHU Size 04	£186.00
UK.ADF05G4	G4 Filters Modular ADT AHU Size 05	£19.00
UK.ADF05F7	F7 Filters Modular ADT AHU Size 05	£176.00
UK.ADF05F9	F9 Filters Modular ADT AHU Size 05	£186.00

Material	Description	Trade Price
UK.ADF06G4	G4 Filters Modular ADT AHU Size 06	£19.00
UK.ADF06F7	F7 Filters Modular ADT AHU Size 06	£176.00
UK.ADF06F9	F9 Filters Modular ADT AHU Size 06	£186.00
UK.ADF07G4	G4 Filters Modular ADT AHU Size 07	£28.00
UK.ADF07F7	F7 Filters Modular ADT AHU Size 07	£263.00
UK.ADF07F9	F9 Filters Modular ADT AHU Size 07	£278.00
UK.ADF08G4	G4 Filters Modular ADT AHU Size 08	£25.00
UK.ADF08F7	F7 Filters Modular ADT AHU Size 08	£148.00
UK.ADF08F9	F9 Filters Modular ADT AHU Size 08	£167.00
UK.ADF09G4	G4 Filters Modular ADT AHU Size 09	£25.00
UK.ADF09F7	F7 Filters Modular ADT AHU Size 09	£148.00
UK.ADF09F9	F9 Filters Modular ADT AHU Size 09	£167.00
UK.ADF10G4	G4 Filters Modular ADT AHU Size 10	£28.00
UK.ADF10F7	F7 Filters Modular ADT AHU Size 10	£263.00
UK.ADF10F9	F9 Filters Modular ADT AHU Size 10	£278.00

Daikin ProShop for quick and easy Split, Sky Air, VAM and IAQ quotes and orders

The new ProShop platform enables you to generate quotes and place orders for Split, Sky Air, VAM and Air Purifier products online, at any time of day or night – and on any device.

Visit
ProShop
here:





Heating



Air-to-Water Heat Pump	212
Monobloc (R-32) Heat Pump	216
Low Temperature R-Split (R-32) Heat Pump	220
High Temperature (R-32) Heat Pump	228
Daikin Altherma Domestic Hot Water Heat Pump	235
Daikin Buffer Vessels	236
Hot Water Cylinders and Thermal Stores	237
Altherma 3 WS for collective applications	245
Air Cooled Scroll Chiller (R-32) Heat Pump	247

Hybrid Heat Pump	250
Hybrid (R410A) Heat Pump	250
Hybrid Monobloc (R-32) Heat Pump	253
Gas Boiler	256
<hr/>	
Flue Accessories	257
<hr/>	
Smart Controls	261
<hr/>	
Heat Pump Convector	267
<hr/>	
Underfloor Heating	271

Daikin Heating Systems

Daikin Altherma air-to-water heat pump offers a renewable energy heating and hot water solution, ideally suited for the UK housing market. The system uses heat pump technology with Daikin's advanced inverter compressor and utilises air as a renewable heat source. As a result, Daikin Altherma delivers high seasonal efficiencies, low running costs and reduced carbon emissions compared with traditional systems. Launched in 2006, with more than 1 million Daikin Altherma renewable heating systems already sold across Europe, Daikin Altherma is a leading name in air-to-water heat pumps.

Daikin Altherma offers the most comprehensive and flexible range of air-to-water heat pumps in the market today, suitable for houses, flats and both new build and refurbishment projects. The range is available in Low Temperature (Refrigerant Split and Monobloc models) as well as High Temperature and Hybrid models. Daikin Altherma High Temperature can deliver water temperatures of up to 70°C, providing an ideal solution for boiler replacement in harder to treat properties.

As a leading heating supplier, Daikin's product portfolio comprises a wide range of highly energy-efficient renewable energy systems, providing the right heating solution for any application and requirement.



Solar thermal systems can be combined with Daikin Altherma to provide a fully integrated renewable energy solution. Daikin Altherma systems are recognised renewable energy solutions that can reduce hot water energy costs by up to 60% compared with traditional fossil fuel systems.

Daikin is at the forefront of the drive for energy-efficient heat pump technology. We recognise that heat pumps and the use of renewable energy from the surrounding air are the answer to meet the future challenges of energy efficiency and carbon reduction targets.

Daikin's renewable energy solutions provide a real alternative to current and future problems associated with conventional heating systems such as increasing primary energy costs and unacceptably high environmental impact.

All Daikin Altherma air-to-water heat pumps* are certified by the Microgeneration Certification Scheme (MCS). Please check the MCS website for the latest list of accredited Daikin Altherma air-to-water heat pumps.



MCS HP0006



011-751016F

* Excluding Daikin Altherma Hybrid II when used with the 3rd party gas boiler

Air-to-Water Heat Pump

Daikin Altherma air-to-water heat pump is available in the following models:

Low Temperature Monobloc Heat Pump 4-16 class

- All key hydraulics built-in, e.g. expansion vessel and circulation pump
- Sealed refrigerant circuit with no F-gas needed for installation
- A redesigned compact outdoor unit for high capacities

Low Temperature R-Split (R-32) Heat Pump 4-8 class

- Available as a floor standing unit with an integrated domestic hot water tank
- Latest inverter technology providing high efficiencies and low running costs
- Unique Daikin 'Bluevolution' technology
- Advanced controls incorporating the 'Daikin Eye'
- Leaving water temperature up to 65°C
- Easy to install, commission and control
- Stylish modern design



Low Temperature R-Split (R-32) Heat Pump 11-16 class

- Available as a floor standing unit with an integrated domestic hot water tank
- Flexible indoor and outdoor unit siting up to 50 m apart

High Temperature (R-32) Heat Pump 8-18 class

- Leaving water temperature up to 70°C (65°C for class 8, 10 & 12)
- Distinctive new design single fan casing
- Compact dimensions allow for small installation space
- Sleek design that blends in with other household appliances



* Daikin offers a 3 year warranty as standard on the Daikin Altherma range, with the following exceptions:

1. Daikin WS. 2 years with mandatory commissioning

R-32 **R-410A** **R-134a**

Air-to-Water Heat Pump Combination Table

Daikin has a full range of air-to-water heat pumps to suit many installation requirements and applications.

Use the table below to help select the right combination of equipment.

	Outdoor	Indoor	DHW cylinder	or	Thermal store
NEW LT Monobloc 4-8 class	R-32 BLUEEVOLUTION  EB/DLA04-08E (page 217)	 MMI User Interface (included with the unit) Back-up heater (optional) EKLBUHCB6W1 (page 217)	 UK.PPC150-300/R32SS (page 238)	 SB.EKHWSU150-300D (page 239)	 EKHWP300-500(P)B (page 240)
LT Monobloc 9-16 class	R-32 BLUEEVOLUTION  E(D/B)LA9-16D (page 218- 219)	 MMI User Interface (included with the unit)	 UK.PPC150-300/R32SS (page 238)	 SB.EKHWSU150-300D (page 239)	 EKHWP300-500(P)B (page 240)
LT R-Split 4-8 class	R-32 BLUEEVOLUTION  ERGA04-08EVA (page 221)	 EHB(H/X)04-08E (page 222)	 SB.EKHWSU150-300D (page 239)	or	 EKHWP300-500(P)B (page 240)
LT R-Split 4-8 class	R-32 BLUEEVOLUTION  ERGA04-08EVA (page 221)	 EHVH-SU-E (page 223)			
NEW LT R-Split 11-16 class	R-32 BLUEEVOLUTION  ERLA011-016D (page 225)	 EBB(H/X)11-16D (page 226)	 SB.EKHWSU150-300D (page 239)	or	 EKHWP300-500(P)B (page 240)

		Outdoor	Indoor	DHW cylinder	or	Thermal store
NEW	LT R-Split 11-16 class	R-32 BLUEEVOLUTION  ERLA011-016D (page 225)	 EBVH16SU-D (page 227)			
	High Temperature 08-18 class	R-32 BLUEEVOLUTION   EPRA08-12E (page 229) EPRA14-18D (page 232)	 ETB(H/X)12E (page 230) ETB(H/X)16E (page 233)	 SB.EKHWSU150-300D (page 239)	or	 EKHWP300-500(P)B (page 240)
	High Temperature 08-18 class	R-32 BLUEEVOLUTION   EPRA08-12E (page 229) EPRA14-18D (page 232)	 ETVH12SU-E (page 231) ETVH16SU-E (page 234)			

Daikin Altherma 3 Monobloc

Low capacity (4-8) and high capacity (9-16)



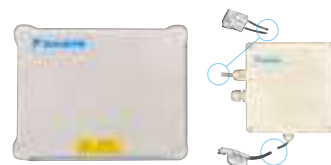
The Daikin Altherma 3 Monobloc is now available in low and high capacity models, ranging from 4-16 classes. Both models feature the latest controls and low environmental impact R-32 technology.



Low capacity



High capacity



Wiring Centre

High performance in low ambient conditions

With an operation range down to -25°C, the system delivers in the harshest of conditions. The lower capacity unit has a high performance of 60°C leaving water temperature down to -5°C ambient. The higher capacity model delivers 60°C leaving water temperature down to -7°C ambient.

The capacities vary depending on the design conditions, ambient temperature and leaving water temperature selected, so please check the capacity curves in the data books available on my.daikin.co.uk, or use our Heating Solutions Navigator design tool on Stand By Me to complete your selection.

Our new addition to the Daikin Altherma 3 range offers lower capacity monobloc units in 4, 6 and 8 class, complementing the higher capacity models, 9, 11, 14 and 16 class. Both models are delivered in a market-leading compact single fan casing, making them ideal for new buildings and renovations.

A redesigned outdoor unit

The Daikin Altherma 3 Monobloc high capacity offers a modern, single fan design, with compact dimensions and a sleek black grille. The new low capacity Monobloc has an ivory white casing. The white front grille is constructed with horizontal lines, hiding the fan from view and reducing the perception of the sound produced by the unit. Both are unobtrusive and versatile outdoor units suitable for a wide range of house types.

All-in-one compact design

The Daikin Altherma 3 Monobloc is an outdoor only unit including an enclosed refrigerant circuit. It is an all-in-one concept with all key hydraulics included in a single unit, such as the pump, flow sensor, and water pressure sensor. The system requires no indoor unit, only a user interface and a stand-alone domestic hot water tank.

The high capacity models (9-16) are available with an integrated backup heater, whereas the low capacity models (4-8) do not have an inbuilt backup heater. The backup heater will be available as an optional accessory. Also available as an option for all models is a wiring centre which offers a central wiring connection for all components installed inside the house.

Reduced environmental impact

Daikin Altherma 3 Monobloc uses R-32 refrigerant, which is more energy-efficient and has a lower global warming potential (GWP) than refrigerants such as R410A, requiring 30% less refrigerant charge than an R410A equivalent unit. This means that you can reduce your customers' environmental impact even further by installing a Daikin Altherma 3 Monobloc heat pump with R-32.

Ideal where space is at a premium

The Daikin Altherma 3 Monobloc is the ideal solution for homes where indoor space is at a premium. With a reduced size casing of only 870mm height and a total volume of less than 0.6 m³ for the high capacity model (740mm high) and volume of 0.324 m³ for the low capacity model. Both units meet permitted development rights requirements. This will result in a faster project completion time, avoiding any delays caused by planning approvals.

Installing and commissioning made easy

The rotary switchbox is a new feature for the low capacity monobloc; it helps the installer easily access the unit's hydraulic and refrigerant components. An integrated high-resolution colour interface offers practical visuals for both installers and service engineers. The commissioning wizard will make it simple to prepare the full system ready for operation in a maximum of nine easy steps.

EDLA

Monobloc Heat Pump (4-8 Class)



Accessories:

Accessory Ref	Description	Trade Price
UK.MONOR32/WC	Daikin Altherma R-32 Monobloc Wiring Centre	£284.00
BRC1HHDW	Madoka Heating - White	£108.00
BRC1HHD5	Madoka Heating - Silver	£108.00
BRC1HHDK	Madoka Heating - Black	£108.00
BRP069A78	Daikin ONECTA App - Wi-fi module [SD Card]	£35.00
BRP069A71	Daikin ONECTA App (See note)	£39.00
EKRELSG	Smart grid relay kit (high voltage)	£94.00
EKPCCAB4	PC cable - to upload field settings from PC to unit	£277.00
UK.AFVALVE2/JKT	Anti-freeze valve pack with compression fittings & jackets (pack contains 2 valves)	£258.00
AFVALVE1	Anti-freeze valve for glycol free systems (two required per heat pump)	£116.00
EKFLSW2	Optional flow switch (See note)	£57.00
EKRSC1	Optional remote temperature sensor for outdoor unit (See note)	£91.00
KRCS01-1	Optional remote temperature sensor for indoor unit (See note)	£68.00
EKRP1HBA	Optional PCB kit for remote alarm monitoring, fault indication, solar interlock and bivalent operation	£159.00
EKRP1AHT	Optional PCB kit for demand control, power consumption control and power limitation	£159.00
UK.FF600H150	Pair of flexi-feet for mounting outdoor unit, 150mm tall**	£82.00
K.CWBXL	Wall brackets for outdoor units (250kg, 660mm long, 2 arms)	£103.00
K.CWBXLSS	Wall brackets for outdoor units (250kg, 660mm long, 2 arms) - Stainless Steel	£416.00
UK.DT5	Condensate drip tray (1400 x 400 x 50mm)	£101.00
K.DTFB	Floor bracket kit to mount drip tray for 2 flexi feet or wall bracket	£58.00
K.HOSE750	Pair of flexible hoses	£102.00
K.HOSE750EL	Pair of flexible hoses with elbow	£145.00
UK.HOSE300EL	Pair of flexible hoses with elbow (Length 300mm, 19mm tough PVC coat insulation, 1" FBSP, 28mm compression)	£111.00
UK.CG-750S-INV	Outdoor Unit Guard for EB/DLA-E (4-6-8) Monobloc	£502.00
K.FERNOXTF1	Fernox magnetic filter 1"	£140.00
K.FERNOXTF1FL	Fernox magnetic filter 1" and F1 inhibitor fluid (500ml)	£165.00
EKEPRHLT5H	Thermal store (500l) connection kit - For heating only models (for R-32 H HT, H-Split, Ref Split and Monobloc)	£214.00
EKEPRHLT5X	Thermal store (500l) connecting kit - For reversible models (for R-32 H HT, H-Split, Ref Split and Monobloc)	£300.00
EKEPRHLT3HX	Thermal store (300l) connection kit - For heating only and reversible models (for R-32 H HT, H-Split, Ref Split and Monobloc)	£164.00
EKUMBPART	3rd party tank connection kit - Dry pocket sensor	£271.00
K.ELECMETV	Electric meter for domestic RHI - Single-phase (Metering for performance compliant) MID Class A electric meter to measure the electricity consumption of the Daikin Altherma heat pump	£165.00
K.ELECMETW	Electric meter for domestic RHI - Three-phase (Metering for performance compliant) MID Class A electric meter to measure the electricity consumption of the Daikin Altherma heat pump	£298.00

Outdoor Unit			EDLA04EV3	EDLA06EV3	EDLA08EV3	EBLA04EV3	EBLA06EV3	EBLA08EV3
Trade Unit Price			£3,342.00	£3,853.00	£4,020.00	£3,509.00	£4,046.00	£4,222.00
Description			Class 4	Class 6	Class 8	Class 4	Class 6	Class 8
Function			Heating Only	Heating Only	Heating Only	Reversible	Reversible	Reversible
Dimensions ^[3]	Height x Width x Depth	mm	770 x 1250 x 362	770 x 1250 x 362	770 x 1250 x 362	770 x 1250 x 362	770 x 1250 x 362	770 x 1250 x 362
Weight		kg	88	88	88	88	88	88
Nominal capacity	Heating ^[1/2]	kW	4.30/4.60	6.00/5.90	7.50/7.80	-	-	-
	Cooling ^[1/2]	kW	-	-	-	4.86/4.52	5.83/5.09	6.18/5.44
Nominal input	Heating/Cooling ^[1/2]	kW	0.840/1.26	1.24/1.69	1.63/2.23	0.820/1.36	1.08/1.55	1.19/1.73
COP	Heating ^[1/2]		5.10/3.65	4.85/3.50	4.60/3.50	-	-	-
EER	Cooling ^[1/2]		5.10/3.65	4.85/3.50	4.60/3.50	5.91/3.32	5.40/3.28	5.19/3.14
Seasonal space heating efficiency	Space heating (Average climate) 35°C	Class	A+++	A+++	A+++	A+++	A+++	A+++
		Efficiency	176	176	179	176	176	179
		SCOP	4.48	4.47	4.56	4.48	4.47	4.56
	Space heating (Average climate) 55°C	Class	A++	A++	A++	A++	A++	A++
		Efficiency	127	127	130	127	127	130
		SCOP	3.26	3.26	3.32	3.26	3.26	3.32
Operation range	Heating	°C	-25 ~ 35	-25 ~ 35	-25 ~ 35	-	-	-
	Cooling	°C	-	-	-	10 ~ 43	10 ~ 43	10 ~ 43
	Hot water	°C	-25 ~ 35	-25 ~ 35	-25 ~ 35	-25 ~ 35	-25 ~ 35	-25 ~ 35
Sound power level	Heating/Cooling	dBA	58	60	62	61	62	62
Sound pressure level ^[4]	Heating/Cooling	dBA	44	47	49	48	49	50
Refrigerant charge (factory)	R-32	kg	1.35	1.35	1.35	1.35	1.35	1.35
Power supply			1-phase / 230V / 50Hz	1-phase / 230V / 50Hz	1-phase / 230V / 50Hz	1-phase / 230V / 50Hz	1-phase / 230V / 50Hz	1-phase / 230V / 50Hz
Recommended fuses	Max Running Current	A	19.90	19.90	24.00	19.90	19.90	24.00
	Recommended Fuse	A	20	20	25	20	20	25
Pump	No. of speeds		Inverter controller	Inverter controller	Inverter controller	Inverter controller	Inverter controller	Inverter controller
Expansion vessel volume		litres	7	7	7	7	7	7
Water connections (diameter)		inch	1" (male)	1" (male)	1" (male)	1" (male)	1" (male)	1" (male)
Minimum flow rate	Cooling	l/min	-	-	-	10	10	10
	Heating (incl. Defrost)	l/min	12	12	12	12	12	12
	Hot water	l/min	25	25	25	25	25	25
Maximum piping distance to tank		m	10	10	10	10	10	10
Maximum level difference		m	5	5	5	5	5	5
SAP ID		58°C / 55°C / 45°C / 35°C	107684 / 107681 / 107682 / 107683	107700 / 107697 / 107698 / 107699	107716 / 107713 / 107714 / 107715	107692 / 107689 / 107690 / 107691	107708 / 107705 / 107706 / 107707	107724 / 107721 / 107722 / 107723

BACK UP HEATER KIT (OPTIONAL)		
Description		EKLBHUCB6W1
Trade Unit Price		Back up heater kit (3kW) ^[vii]
Nominal rating		£678.00
Dimensions	Nominal rating	kW
	Depth	mm
	Width	mm
	Height	mm
		560
Power supply		1-phase / 230V / 50Hz
Recommended fuse	3kW 1ph 230V ^[viii]	Amps
Water connections	Diameter	inch
		1" (male)

Nominal capacity and nominal input tested according to EN 14511 at the following conditions:

Heating 1 : Ambient air temperature 7°C and leaving water temperature 35°C (A7 W35) Heating 2 : Ambient air temperature 7°C and leaving water temperature 45°C (A7 W45)

Cooling 1 : Ambient air temperature 35°C and leaving water temperature 18°C (A35 W18) Cooling 2 : Ambient air temperature 35°C and leaving water temperature 7°C (A35 W7)

[3] Includes aesthetic grille [4] Sound pressure level measured at 1m from the unit

Accessory Ref	Description	Trade Price
EKCC9-W	Sequence Controller	£976.00
DCOM-LT/IO	Daikin Altherma I/O (Sequence Controller/Voltage/Resistance/Smart Grid) Gateway	£311.00
DCOM-LT/MB	Daikin Altherma Modbus Gateway	£304.00
EKTESE1	sensor+25m cable EKHWSU	£52.00
EKTESE2	sensor+25m cable EKHWSU	£52.00
EKMIKPOA	Mixing kit - PCB only	£211.00

Accessory Ref	Description	Trade Price
EKMIKPHA	Mixing kit - PCB with Hydraulic	£725.00
EKMIKHMA	Hydraulics - Mixed Pump Ground	£421.00
EKMIKHVA	Hydraulics - Unmixed Pump Ground	£316.00
EKMIKBVA	Balancing Vessel	£97.00
EKMIKDIA	Distributor for Balancing Vessel	£164.00
EKMBHBP	R-32 Monobloc valve for BUH option used with EBLA models	£152.00

Notes:

- User interface (MMI) is supplied with outdoor unit
- EKFLSW2 must be ordered if glycol is present within the system
- Only one optional remote sensor can be installed
- For compatible cylinders, see page 237
- **Recommended to achieve minimum outdoor unit and antifreeze valve ground clearance of 150mm
- SD Card BRP069A78 is supplied as standard. This option will only be required in case of bad connectivity in location of the user interface
- Back up heater kit EKLBHUCB6W1 can also be configured for 3kW or 6kW, 1ph or 3ph. See monobloc installation manual for more details

NEW EDLA

Monobloc Heat Pump (9-16 Class)



Accessories:

Accessory Ref	Description	Trade Price
UK.MONOR32/WC	Daikin Altherma R-32 Monobloc Wiring Centre	£284.00
BRC1HHDW	Madoka Heating - White	£108.00
BRC1HHD5	Madoka Heating - Silver	£108.00
BRC1HHDK	Madoka Heating - Black	£108.00
BRP069A78	Daikin ONECTA App WLAN SD Card (See note)	£35.00
BRP069A71	Daikin ONECTA App (See note)	£39.00
EKRELSG	Smart grid relay kit (high voltage)	£94.00
EKPCCAB4	PC cable – to upload field settings from PC to unit	£277.00
UK.AFVALVE2/JKT	Anti-freeze valve pack with compression fittings & jackets (pack contains 2 valves)	£258.00
AFVALVE1	Anti-freeze valve for glycol free systems (two required per heat pump)	£116.00
EKFLSW1	Optional flow switch (See note)	£94.00
EKRSC1	Optional remote temperature sensor for outdoor unit (See note)	£91.00
KRCS01-1	Optional remote temperature sensor for indoor unit (See note)	£68.00
EKRPIHBA	Optional PCB kit for remote alarm monitoring, fault indication, solar interlock and bivalent operation	£159.00
EKRPIAHT	Optional PCB kit for demand control, power consumption control and power limitation	£159.00
UK.FF600S1503	Three flexi-feet, height 150mm, to mount the outdoor unit	£130.00
UK.CWBXXL3A-B	Wall bracket for outdoor unit (250kg, 780mm long, 3 arms, black)	£202.00
UK.DT4	Condensate drip tray (1420 x 500 x 50mm)	£123.00
UK.DTFB3	Floor bracket kit to mount drip tray for 3 flexi feet or wall bracket	£93.00
K.HOSE750	Pair of flexible hoses	£102.00
K.HOSE750EL	Pair of flexible hoses with elbow	£145.00
UK.HOSE300EL	Pair of flexible hoses with elbow (Length 300mm, 19mm tough PVC coat insulation, 1" FBSP, 28mm compression)	£111.00
UK.CG-750S-INV	Outdoor Unit Guard for EB/DLA-E (4-6-8) Monobloc	£502.00
K.FERNOXTF1	Fernox magnetic filter 1"	£140.00
K.FERNOXTF1FL	Fernox magnetic filter 1" and F1 inhibitor fluid (500ml)	£165.00
EKEPRHLTSH	Thermal store (500l) connection kit – For heating only models (for R-32 H HT, H-Split, Ref Split and Monobloc)	£214.00
EKEPRHLT5X	Thermal store (500l) connecting kit – For reversible models (for R-32 H HT, H-Split, Ref Split and Monobloc)	£300.00

Outdoor Unit			Single Phase				Three Phase			
			EBLA09D3V3U	EDLA11D3V3	EDLA14D3V3	EDLA16D3V37	EDLA09D3W1	EDLA11D3W1	EDLA14D3W1	EDLA16D3W17
Trade Unit Price			£4,532.00	£4,918.00	£5,280.00	£5,713.00	£4,712.00	£5,116.00	£5,491.00	£5,937.00
Description			Class 9	Class 11	Class 14	Class 16	Class 9	Class 11	Class 14	Class 16
Function			Heating Only ^[2]	Heating Only	Heating Only	Heating Only	Heating Only	Heating Only	Heating Only	Heating Only
Dimensions ^[1]	Height x Width x Depth	mm	870 x 1380 x 460	870 x 1380 x 460	870 x 1380 x 460	870 x 1380 x 460	870 x 1380 x 460	870 x 1380 x 460	870 x 1380 x 460	870 x 1380 x 460
Weight		kg	149	149	149	149	149	149	149	149
Nominal capacity	Heating (a/b)	kW	9.37/9.00	10.6/9.82	12.0/12.5	16.0/16.0	9.37/9.00	10.6/9.82	12.0/12.5	16.0/16.0
	Cooling	kW	-	-	-	-	-	-	-	-
Nominal input	Heating (a/b)	kW	1.91/2.43	2.18/2.68	2.46/3.42	3.53/4.56	1.91/2.43	2.18/2.68	2.46/3.42	3.53/4.56
	Heating (a/b)		4.91/3.71	4.83/3.66	4.87/3.64	4.53/3.51	4.91/3.72	4.83/3.66	4.87/3.64	5.43/3.51
Seasonal space heating efficiency	Space heating (Average climate) 35°C	Class	A+++	A+++	A+++	A+++	A+++	A+++	A+++	A+++
		Efficiency	188	182	182	182	186	182	182	182
		SCOP	4.77	4.64	4.62	4.62	4.72	4.64	4.62	4.62
	Space heating (Average climate) 55°C	Class	A++	A++	A++	A++	A++	A++	A++	A++
		Efficiency	139	130	132	130	133	130	132	130
		SCOP	3.55	3.32	3.37	3.33	3.39	3.32	3.37	3.33
EER	Cooling	-	-	-	-	-	-	-	-	
Operation range	Heating	°C	-25 ~ 35	-25 ~ 35	-25 ~ 35	-25 ~ 35	-25 ~ 35	-25 ~ 35	-25 ~ 35	-25 ~ 35
	Cooling	°C	-	-	-	-	-	-	-	-
	Hot water	°C	-25 ~ 35	-25 ~ 35	-25 ~ 35	-25 ~ 35	-25 ~ 35	-25 ~ 35	-25 ~ 35	-25 ~ 35
Sound power level	Heating	dBA	62	62	62	62	62	62	62	
Refrigerant charge (factory)	R-32	kg	3.8	3.8	3.8	3.8	3.8	3.8	3.8	3.8
Power supply			1-phase / 230V / 50Hz	1-phase / 230V / 50Hz	1-phase / 230V / 50Hz	1-phase / 230V / 50Hz	3-Phase / 400V / 50Hz	3-Phase / 400V / 50Hz	3-Phase / 400V / 50Hz	3-Phase / 400V / 50Hz
Recommended fuses	Outdoor unit	A	32	32	32	32	13	13	13	13
	Pump No. of speeds		Inverter controller	Inverter controller	Inverter controller	Inverter controller	Inverter controller	Inverter controller	Inverter controller	Inverter controller
Expansion vessel volume		litres	8	8	8	8	8	8	8	8
Water connections (diameter)		inch	1" (male)	1" (male)	1" (male)	1" (male)	1" (male)	1" (male)	1" (male)	1" (male)
Minimum water volume		litres	20	20	20	20	20	20	20	20
Minimum flow rate	Cooling/Heating above 5°C	l/min	20	20	20	20	20	20	20	20
	Heating below -5°C	l/min	22	22	22	22	22	22	22	22
Maximum piping distance to tank	Hot water	l/min	28	28	28	28	28	28	28	28
		m	10	10	10	10	10	10	10	10
Maximum level difference		m	5	5	5	5	5	5	5	5
SAP ID		58°C/55°C / 45°C / 35°C	108142/108139 / 108140/108141	107756/107753 / 107754 / 107755	107780/107777 / 107778 / 107779	107812/107809 / 107810 / 107811	107740/107737 / 107738 / 107739	105354/105351 / 105352/105353	107796/107793 / 107794/107795	107828/107825 / 107826/107827

Nominal capacity and nominal input tested according to EN 14511 at the following conditions:

Heating a: Ambient air temperature 7°C and leaving water temperature 35°C (A7 W35)

Heating b: Ambient air temperature 7°C and leaving water temperature 45°C (A7 W45)

Cooling: Ambient air temperature 35°C and leaving water temperature 7°C (A35 W7)

Sound pressure level measured at 1m from the unit

[1] Excludes aesthetic grille

[2] System settings must be changed during commissioning if used for heating only operation.

Refer to settings guidance document UK.EBLAHOINSTRT

Accessory Ref	Description	Trade Price
EKEPRHLT3HX	Thermal store (300l) connection kit – For heating only and reversible models (for R-32 H HT, H-Split, Ref Split and Monobloc)	£164.00
EKUMBPART	Third party tank connection kit - Dry pocket sensor	£271.00
K.ELECMETV	Electric meter for domestic RHI - Single-phase (Metering for performance compliant) MID Class A electric meter to measure the electricity consumption of the Daikin Altherma heat pump	£165.00
K.ELECMETW	Electric meter for domestic RHI - Three-phase (Metering for performance compliant) MID Class A electric meter to measure the electricity consumption of the Daikin Altherma heat pump	£298.00
EKCC9-W	Sequence Controller	£976.00
DCOM-LT/IO	Daikin Altherma I/O (Sequence Controller/Voltage/Resistance/Smart Grid) Gateway	£311.00
DCOM-LT/MB	Daikin Altherma Modbus Gateway	£304.00

Notes:

- User interface (MMI) is supplied with outdoor unit
- EKFLSW1 must be ordered if glycol is present within the system
- Only one optional remote sensor can be installed
- SD Card BRP069A78 must be purchased for the WLAN/Cloud connectivity. BRP069A71 has the same functionality but will only be required in case of bad connectivity in location of the user interface

DAIKIN ALTHERMA R-32 MONOBLOC WIRING CENTRE (OPTIONAL)			
UK.MONOR32/WC			
Description		Wiring centre	
Trade Unit Price		£284.00	
To use with		EDLA09~16D	
Fuse (DHW Booster Heater)	Amps	16	
Dimensions (Wiring Centre)	Depth	mm	107
	Width	mm	241
	Height	mm	194
Dimensions (PCB for Outdoor)	Depth	mm	60
	Width	mm	120
	Height	mm	120

Note: Wiring centre also compatible with the low capacity monobloc range (EB/DLA04~08EV3)

NEW EBLA

Monobloc Heat Pump (9-16 Class)



Accessories:

Accessory Ref	Description	Trade Price
UK.MONOR32/WC	Daikin Altherma R-32 Monobloc Wiring Centre	£284.00
BRC1HHDW	Madoka Heating - White	£108.00
BRC1HHDS	Madoka Heating - Silver	£108.00
BRC1HHDK	Madoka Heating - Black	£108.00
BRP069A78	Daikin ONECTA App WLAN SD Card (See note)	£35.00
BRP069A71	Daikin ONECTA App (See note)	£39.00
EKRELSG	Smart grid relay kit (high voltage)	£94.00
EKPCCAB4	PC cable – to upload field settings from PC to unit	£277.00
UK.AFVALVE2/JKT	Anti-freeze valve pack with compression fittings & jackets (pack contains 2 valves)	£258.00
AFVALVE1	Anti-freeze valve for glycol free systems (two required per heat pump)	£116.00
EKFLSW1	Optional flow switch (See note)	£94.00
EKRSC1	Optional remote temperature sensor for outdoor unit (See note)	£91.00
KRCS01-1	Optional remote temperature sensor for indoor unit (See note)	£68.00
EKRP1HBA	Optional PCB kit for remote alarm monitoring, fault indication, solar interlock and bivalent operation	£159.00
EKRP1AHT	Optional PCB kit for demand control, power consumption control and power limitation	£159.00
UK.FF600S1503	Three flexi-feet, height 150mm, to mount the outdoor unit	£130.00
UK.CWBXXL3A-B	Wall bracket for outdoor unit (250kg, 780mm long, 3 arms, black)	£202.00
UK.DT4	Condensate drip tray (1420 x 500 x 50mm)	£123.00
UK.DTFB3	Floor bracket kit to mount drip tray for 3 flexi feet or wall bracket	£93.00
K.HOSE750	Pair of flexible hoses	£102.00
K.HOSE750EL	Pair of flexible hoses with elbow	£145.00
UK.HOSE300EL	Pair of flexible hoses with elbow (Length 300mm, 19mm tough PVC coat insulation, 1" FBSP, 28mm compression)	£111.00
K.FERNOXTF1	Fernox magnetic filter 1"	£140.00
K.FERNOXTF1FL	Fernox magnetic filter 1" and F1 inhibitor fluid (500ml)	£165.00
EKEPRHLT5H	Thermal store (500l) connection kit – For heating only models (for R-32 H HT, H-Split, Ref Split and Monobloc)	£214.00

Outdoor Unit			Single Phase				Three Phase			
			EBLA09D3V3U	EBLA11D3V3	EBLA14D3V3	EBLA16D3V37	EBLA09D3W1	EBLA11D3W1	EBLA14D3W1	EBLA16D3W17
Trade Unit Price			£4,532.00	£5,803.00	£6,230.00	£6,742.00	£5,563.00	£6,036.00	£6,481.00	£7,004.00
Description			Class 9	Class 11	Class 14	Class 16	Class 9	Class 11	Class 14	Class 16
Function			Reversible	Reversible	Reversible	Reversible	Reversible	Reversible	Reversible	Reversible
Dimensions ^[1]	Height x Width x Depth	mm	870 x 1380 x 460	870 x 1380 x 460	870 x 1380 x 460	870 x 1380 x 460	870 x 1380 x 460	870 x 1380 x 460	870 x 1380 x 460	870 x 1380 x 460
Weight		kg	149	149	149	149	149	149	149	149
Nominal capacity	Heating (a/b)	kW	9.37 / 9.00	10.6 / 9.82	12.0 / 12.5	16.0 / 16.0	9.37 / 9.00	10.6 / 9.82	12.0 / 12.5	16.0 / 16.0
	Cooling	kW	9.35 / 9.10	11.60 / 11.50	12.8 / 12.7	14.0 / 15.3	9.35 / 9.04	11.6 / 11.5	12.8 / 12.7	14.0 / 15.3
Nominal input	Heating (a/b)	kW	1.91 / 2.43	2.18 / 2.68	2.46 / 3.42	3.53 / 4.56	1.91 / 2.43	2.18 / 2.68	2.46 / 3.42	3.53 / 4.56
	COP		4.91 / 3.71	4.83 / 3.66	4.87 / 3.64	4.53 / 3.51	4.91 / 3.72	4.83 / 3.66	4.87 / 3.64	5.43 / 3.51
Seasonal space heating efficiency	Space heating (Average climate) 35°C	Class	A+++	A+++	A+++	A+++	A+++	A+++	A+++	A+++
		Efficiency	188	186	185	185	190	186	185	185
	Space heating (Average climate) 55°C	SCOP	4.77	4.73	4.70	4.69	4.82	4.73	4.70	4.69
		Efficiency	139	132	134	132	135	132	134	132
EER	Cooling		3.35 / 5.34	3.26 / 5.31	3.16 / 5.04	3.06 / 4.74	3.35 / 3.34	3.26 / 5.31	3.16 / 5.04	3.06 / 4.74
Operation range	Heating	°C	-25 ~ 35	-25 ~ 35	-25 ~ 35	-25 ~ 35	-25 ~ 35	-25 ~ 35	-25 ~ 35	-25 ~ 35
	Cooling	°C	10 ~ 43	10 ~ 43	10 ~ 43	10 ~ 43	10 ~ 43	10 ~ 43	10 ~ 43	10 ~ 43
	Hot water	°C	-25 ~ 35	-25 ~ 35	-25 ~ 35	-25 ~ 35	-25 ~ 35	-25 ~ 35	-25 ~ 35	-25 ~ 35
Sound power level	Heating	dBA	62	62	62	62	62	62	62	62
Refrigerant charge (factory)	R-32	kg	3.8	3.8	3.8	3.8	3.8	3.8	3.8	3.8
Power supply	Outdoor unit	A	1-phase / 230V / 50Hz	1-phase / 230V / 50Hz	1-phase / 230V / 50Hz	1-phase / 230V / 50Hz	3-Phase / 400V / 50Hz	3-Phase / 400V / 50Hz	3-Phase / 400V / 50Hz	3-Phase / 400V / 50Hz
			32	32	32	32	13	13	13	13
Recommended fuses	No. of speeds		Inverter controller	Inverter controller	Inverter controller	Inverter controller	Inverter controller	Inverter controller	Inverter controller	Inverter controller
Expansion vessel volume		litres	8	8	8	8	8	8	8	8
Water connections (diameter)		inch	1" (male)	1" (male)	1" (male)	1" (male)	1" (male)	1" (male)	1" (male)	1" (male)
Minimum water volume		litres	20	20	20	20	20	20	20	20
Minimum flow rate	Cooling/Heating above 5°C	l/min	20	20	20	20	20	20	20	20
	Heating below -5°C	l/min	22	22	22	22	22	22	22	22
	Hot water	l/min	28	28	28	28	28	28	28	28
Maximum piping distance to tank		m	10	10	10	10	10	10	10	10
Maximum level difference		m	5	5	5	5	5	5	5	5
SAP ID			58°C/55°C/45°C / 35°C	108142/108139/108140/108141	107764/107761/107762 / 107763	107788/107785/107820/107817/107818 / 107819	107748/107745/107772/107769/107770/107771	107804/107801/107802/107803	107836/107833/107834/107835	

Nominal capacity and nominal input tested according to EN 14511 at the following conditions:
 Heating a: Ambient air temperature 7°C and leaving water temperature 35°C (A7 W35)
 Heating b: Ambient air temperature 7°C and leaving water temperature 45°C (A7 W45)
 Cooling: Ambient air temperature 35°C and leaving water temperature 7°C (A35 W7)
 Sound pressure level measured at 1m from the unit
 [1] Excludes aesthetic grille

Accessory Ref	Description	Trade Price
EKEPRHLTSX	Thermal store (500l) connecting kit – For reversible models (for R-32 H HT, H-Split, Ref Split and Monobloc)	£300.00
EKEPRHLT3HX	Thermal store (300l) connection kit – For heating only and reversible models (for R-32 H HT, H-Split, Ref Split and Monobloc)	£164.00
EKUMBPART	Third party tank connection kit - Dry pocket sensor	£271.00
K.ELECMETV	Electric meter for domestic RHI - Single-phase (Metering for performance compliant) MID Class A electric meter to measure the electricity consumption of the Daikin Altherma heat pump	£165.00
K.ELECMETW	Electric meter for domestic RHI - Three-phase (Metering for performance compliant) MID Class A electric meter to measure the electricity consumption of the Daikin Altherma heat pump	£298.00
EKCC9-W	Sequence Controller	£976.00
DCOM-LT/IO	Daikin Altherma I/O (Sequence Controller/Voltage/Resistance/Smart Grid) Gateway	£311.00
DCOM-LT/MB	Daikin Altherma Modbus Gateway	£304.00

Notes:

- User interface (MMI) is supplied with outdoor unit
- EKFLSW1 must be ordered if glycol is present within the system
- Only one optional remote sensor can be installed
- SD Card BRP069A78 must be purchased for the WLAN/Cloud connectivity. BRP069A71 has the same functionality but will only be required in case of bad connectivity in location of the user interface

DAIKIN ALTHERMA R-32 MONOBLOC WIRING CENTRE (OPTIONAL)			
UK.MONOR32/WC			
Description		Wiring centre	
Trade Unit Price		£284.00	
To use with		EDLA09~16D	
Fuse (DHW Booster Heater)	Amps	16	
Dimensions (Wiring Centre)	Depth	mm	107
	Width	mm	241
	Height	mm	194
Dimensions (PCB for Outdoor)	Depth	mm	60
	Width	mm	120
	Height	mm	120

Note: Wiring centre also compatible with the low capacity monobloc range (EB/DLA04~08EV3)



Daikin Altherma 3 Low Temperature

Low capacity (4-8) and high capacity (11-16)

The Daikin Altherma 3 R-Split comes in low 4-8 class and 11-16 class capacity models. Both are available in two indoor options; a wall hung unit or an integrated floor standing unit. Both feature the latest controls and low environmental impact R-32 technology.



Easy to install

- Delivered ready to work: all key hydraulic elements are already factory mounted
- The new design allows all servicing to be undertaken from the front and all piping to be accessed at the top of the unit
- Stylish modern outlook
- The outdoor unit is tested and charged with refrigerant, resulting in reduced installation time

Easy commissioning

- Integrated high-resolution colour interface
- Commissioning wizard will have the full system ready to work in a maximum of nine easy steps
- Configuration can take place remotely and settings uploaded to the unit after installation

Easy to control

- The combined effect of the Daikin Altherma weather dependent set-point controls and its inverter compressor maximises the efficiency of the new Daikin Altherma 3 with R-32 Bluevolution technology at each outdoor temperature, ensuring consistent room temperatures at all times
- Home temperature settings can be adjusted on a daily basis via the Daikin ONECTA app. This online controller allows adjustment of home comfort levels to suit individual preferences while achieving further energy efficiencies

BLUEVOLUTION

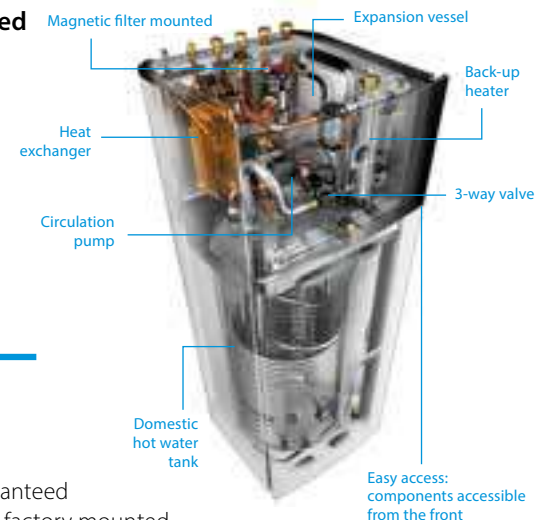
Wall mounted unit



All hydraulic parts included in the compact wall mounted unit

- High Flexibility for installation with Daikin domestic hot water tanks
- Compact unit with small installation (almost no side clearance is required)
- Can be combined with a space separate domestic hot water tank up to 300 litres, with or without solar support
- Stylish modern design
- Compatible with the Daikin Onecta app
- Voice control available

Floor standing unit with integrated domestic hot water tank



- Compact and yet 100% comfort guaranteed
- All components and connections are factory mounted
- Compact 595 x 625 mm installation footprint required
- Minimum electrical input with constantly available hot water
- Modern stylish design available in white
- Compatible with the Daikin Onecta app
- Voice control available

Single Phase ERGA-EVA

Low Temperature R-Split Heat Pump



Outdoor Units			Single Phase		
			ERGA04EVA	ERGA06EVA	ERGA08EVA
Description			Class 4	Class 6	Class 8
Trade Unit Price			£1,652.00	£1,686.00	£2,256.00
Dimensions	Height x Width x Depth	mm	740 x 884 x 388	740 x 884 x 388	740 x 884 x 388
Weight		kg	58.5	58.5	58.5
Nominal capacity	Heating (a/b)	kW	4.30 / 4.60	6.00 / 5.90	7.50 / 7.80
	Cooling (c/d)	kW	5.56 / 4.37	5.96 / 4.87	6.25 / 5.35
Nominal input	Heating (a/b)	kW	0.85 / 1.26	1.24 / 1.69	1.63 / 2.23
	Cooling (c/d)	kW	0.94 / 1.14	1.06 / 1.33	1.16 / 1.51
Seasonal space heating efficiency*	Space heating (Average climate) 35°C	Class	A+++	A+++	A+++
		Efficiency	176	176	179
		SCOP	4.48	4.47	4.56
	Space heating (Average climate) 55°C	Class	A++	A++	A++
		Efficiency	127	127	128
		SCOP	3.26	3.25	3.27
COP	Heating (a/b)		5.10 / 3.65	4.85 / 3.50	4.60 / 3.50
EER	Cooling (c/d)		5.94 / 3.84	5.61 / 3.67	5.40 / 3.54
Operation range	Heating	°C	-25~25	-25~25	-25~25
	Cooling	°C	10~43	10~43	10~43
	Hot water	°C	-25~35	-25~35	-25~35
Sound pressure / power level	Heating	dBA	44 / 58	47 / 60	49 / 62
	Cooling	dBA	48 / 61	49 / 62	50 / 62
Refrigerant charge	R-32	kg	1.5	1.5	1.5
Piping connections	Liquid	inch	1/4 "	1/4 "	1/4 "
	Gas	inch	5/8 "	5/8 "	5/8 "
Maximum piping length OU to IU		m	30	30	30
Power supply			1-phase / 230V / 50Hz	1-phase / 230V / 50Hz	1-phase / 230V / 50Hz
Recommended fuses	A		16	16	16
SAP ID (Heating only combination)	55°C/45°C/35°C		105087 / 105088 / 105089	105103 / 105104 / 105105	105135 / 105136 / 105137
SAP ID (Reversible combination)	55°C/45°C/35°C		105095 / 105096 / 105097	105111 / 105112 / 105113	105143 / 105144 / 105145
SAP ID (Integrated combination 180L)	55°C/45°C/35°C		105167 / 105168 / 105169	105183 / 105184 / 105185	105199 / 105200 / 105201
SAP ID (Integrated combination 230L)	55°C/45°C/35°C		105175 / 105176 / 105177	105191 / 105192 / 105193	105207 / 105208 / 105209

Nominal capacity and nominal input tested according to EN 14511

Heating (a): Ambient air temperature 7°CDB and leaving water temperature 35°C (A7/W35). Heating (b): Ambient air temperature 7°CDB and leaving water temperature 45°C (A7/W45)

Cooling (c): Ambient air temperature 35°C and leaving water temperature 18°C (A35/W18). Cooling (d): Ambient air temperature 35°C and leaving water temperature 7°C (A35/W7)

Sound pressure / power measured according to EN 12102 under conditions of EN 14825

R-32 **BLUEVOLUTION**

Heating and Cooling EHBH(X)-E

Low Temperature R-Split Heat Pump (Wall hung)



Indoor Unit (wall hung)			Single Phase			
			EHBH04E6V	EHBH08E6V	EHBX04E6V	EHBX08E6V
Trade Unit Price			£2,017.00	£2,056.00	£2,169.00	£2,216.00
Compatible outdoor unit			ERGA04EVA	ERGA06-08EVA	ERGA04EVA	ERGA06-08EVA
User interface (Must be ordered separately)			BRC1HHD(W/S/K)	BRC1HHD(W/S/K)	BRC1HHD(W/S/K)	BRC1HHD(W/S/K)
Function			Heating Only	Heating Only	Reversible	Reversible
Casing	Colour		White	White	White	White
	Material		Resin + Sheet Metal	Resin + Sheet Metal	Resin + Sheet Metal	Resin + Sheet Metal
Dimensions	Height x Width x Depth	mm	840 x 440 x 390	840 x 440 x 390	840 x 440 x 390	840 x 440 x 390
Weight		kg	38	38	38	38
Leaving water temperature range	Heating	°C	18 ~ 65	18 ~ 65	18 ~ 65	18 ~ 65
	Cooling	°C	-	-	5 ~ 22	5 ~ 22
Pump	No. of speeds		Inverter controlled	Inverter controlled	Inverter controlled	Inverter controlled
Expansion vessel volume		litres	10	10	10	10
Minimum water volume		litres	10	10	10	10
Minimum flow rate		l/min	12	12	12	12
Water connections		inch	1" (female)	1" (female)	1" (female)	1" (female)
Back-up heater nominal	4kW 1ph 230V	A	17.4	17.4	17.4	17.4
running current	6kW 1ph 230V	A	26.1	26.1	26.1	26.1

Accessories:

Accessory Ref	Description	Trade Price
BRC1HHDW	Madoka Heating - White	£108.00
BRC1HHD5	Madoka Heating - Silver	£108.00
BRC1HHDK	Madoka Heating - Black	£108.00
EKPCCAB4	PC cable – to upload field settings from PC to unit	£277.00
EKRSC1	Optional remote temperature sensor for outdoor unit*	£91.00
KRCS01-1	Optional remote temperature sensor for indoor unit*	£68.00
EKRP1HBA	Optional PCB kit for remote alarm monitoring, run and fault indication, solar interlock for heat pump and bivalent operation	£159.00
EKFT008D	U-beams to mount the ERGA04-08 outdoor units	£124.00
EKDP008D	Drainpan and U-beams for ERGA04-08 outdoor units	£177.00
EKDPH008C	Outdoor unit drain pan heater for ERGA04-08	£271.00
K.FF600ASN	Pair of flexi-feet, 100mm height, for mounting outdoor unit	£69.00
K.CWBXL	Wall brackets for outdoor units (250kg, 660mm long, 2 arms)	£103.00
K.CWBXLSS	Wall brackets for outdoor units (250kg, 660mm long, 2 arms) - Stainless Steel	£416.00
K.DT1	Condensate drip tray (800 x 400 x 50mm)	£79.00
K.DTFB	Floor bracket kit to mount drip tray to pair flexi-feet or wall bracket	£58.00
K.CGM	Outdoor unit cage guard for ERGA04-08	£453.00
BRP069A78	Daikin ONECTA App – Wi-fi module [SD Card]	£35.00
BRP069A71	Daikin ONECTA App (See note)	£39.00
EKUMBPART	Third party tank connection kit - Dry pocket sensor	£271.00
EKUHWG3D	G3 Kit (must be ordered separately)	£199.00
EKCC9-W	Sequence Controller	£976.00
DCOM-LT/IO	Daikin Altherma I/O (Sequence Controller/Voltage/Resistance/Smart Grid) Gateway	£311.00
DCOM-LT/MB	Daikin Altherma Modbus Gateway	£304.00

Notes:

- *Only one optional remote sensor can be installed. Sensor connects to indoor unit.
- For compatible cylinders, see page 237
- SD Card BRP069A78 is supplied as standard. This option will only be required in case of bad connectivity in location of the indoor unit

Heating EHVH-SU-E

Low Temperature R-Split Heat Pump (Integrated)



Indoor Units (floor standing)			EHVH04SU18E6V	EHVH04SU23E6V	EHVH08SU18E6V	EHVH08SU23E6V
Trade Unit Price			£3,688.00	£3,909.00	£3,688.00	£3,909.00
Compatible outdoor unit			ERGA04EVA	ERGA04EVA	ERGA06/08EVA	ERGA06/08EVA
User interface (must be ordered separately)			BRC1HHD(W/S/K)	BRC1HHD(W/S/K)	BRC1HHD(W/S/K)	BRC1HHD(W/S/K)
G3 Kit (must be ordered separately)			EKUHWG3D	EKUHWG3D	EKUHWG3D	EKUHWG3D
Function			Heating only	Heating only	Heating only	Heating only
Casing	Colour		White	White	White	White
	Material		Resin + Sheet Metal	Resin + Sheet Metal	Resin + Sheet Metal	Resin + Sheet Metal
Dimensions	Height x Width x Depth	mm	1,650 x 595 x 625	1,850 x 595 x 625	1,650 x 595 x 625	1,850 x 595 x 625
Weight	Unit / Packed Unit	kg	119 / 135	128 / 144	119 / 135	128 / 144
Operating range	Heating	Min-Max.	18°C - 65°C	18°C - 65°C	18°C - 65°C	18°C - 65°C
	DHW	Max.	60°C ^[1]	60°C ^[1]	60°C ^[1]	60°C ^[1]
Sound power level	Nom.	dBA	42	42	42	42
Sound pressure level	Nom.	dBA	28	28	28	28
Tank	Water Volume	Litres	180	230	180	230
	Maximum water pressure	bar	10	10	10	10
	Material		Stainless steel (EN 1.4521)	Stainless steel (EN 1.4521)	Stainless steel (EN 1.4521)	Stainless steel (EN 1.4521)
	Load profile EN16147		L	XL	L	XL
	Standing heat loss	W	56	73	56	73
	Energy efficiency rating		A+	A+	A+	A+
	Standing heat loss @ 45K dT	kWh/24h	1.4	1.8	1.4	1.8
	Water connections DHW / Recirc	inch	G 3/4" (female)	G 3/4" (female)	G 3/4" (female)	G 3/4" (female)
Hydraulic characteristics	Water connections Space heating	inch	G 1" (female)	G 1" (female)	G 1" (female)	G 1" (female)
Minimum water volume		litres	20	20	20	20
Minimum flow rate		l/min	12	12	12	12
Backup heater power supply ^[2]	Phase		1~ / 3~	1~ / 3~	1~ / 3~	1~ / 3~
	Frequency	Hz	50	50	50	50
	Voltage	V	230	230	230	230
	Maximum capacity	kW	6 (2 step) ^[3]	6 (2 step) ^[3]	6 (2 step) ^[3]	6 (2 step) ^[3]
	Maximum running current	A	26	26	26	26
	Recommended fuse rating	A	20 ^[4]	20 ^[4]	20 ^[4]	20 ^[4]

^[1] Tank temperature up to 70°C possible with booster heater only operation (if available in the system).

^[2] Power supply is for backup heater only. Indoor unit switch box and circulation pump are supplied via the outdoor unit.

^[3] Backup heater steps electronically setup on the indoor unit interface.

^[4] 4 pole 20A curve 400V tripping class C (refer to wiring diagram).

Daikin Altherma Low Sound Cover

EKLN08A1

Low Sound Cover for Altherma 3 R-Split (Class 4, 6 and 8 only)

Daikin launched a new Low Sound Cover for its Daikin Altherma ranges, providing enhanced noise reduction for home heating in urban areas. Unobtrusive and easy to fit, the new Low Sound Cover is capable of reducing noise levels by up to 3dBA, without affecting performance (which represents a reduction by half in audible sound level).

Versatile good looks

Designed to be discreet, the new Daikin Altherma Low Sound Cover presents a clean and modern look. The cover can be combined with a range of Daikin Altherma outdoor units, and the latest Daikin Altherma 3 R Split series (ERGA4/6/8E).

Simple installation

The Low Sound Cover is supplied flat packed, with simple instructions enabling easy assembly on-site. The Low Sound Cover is the latest in a series of Daikin innovations, all designed to enhance our high performance, low energy solutions by offering reduced visibility and flexible configurations for use in urban areas.



Technical Specification				EKLN08A1
Trade Unit Price				£1,386.00
Dimensions	Height	mm		970
	Width	mm		1190
	Depth	mm		714
Weight	Unit	kg		84.5

Compatibility	
Material	Description
ERGA4/6/8E	Altherma 3 R Split



Single Phase ERLA-DV3

Three Phase ERLA-DW1

Low Temperature R-Split Heat Pump (11-16 Class)



Outdoor Units			Single Phase			Three Phase		
			ERLA11DV3	ERLA14DV3	ERLA16DV37	ERLA11DW1	ERLA14DW1	ERLA16DW17
Description			Class 11	Class 14	Class 16	Class 11	Class 14	Class 16
Trade Unit Price			£3,671.00	£4,229.00	£4,624.00	£4,027.00	£4,644.00	£5,076.00
Dimensions	Height x Width x Depth	mm	870 x 1100 x 460	870 x 1100 x 460	870 x 1100 x 460	870 x 1100 x 460	870 x 1100 x 460	870 x 1100 x 460
Weight		kg	101	101	101	101	101	101
Nominal capacity	Heating (a/b)	kW	10.60 / 9.82	12.00 / 12.50	16.00 / 16.00	10.60 / 9.82	12.00 / 12.50	16.00 / 16.00
	Cooling (a/b)	kW	11.20 / 12.00	13.10 / 13.30	13.80 / 15.90	11.20 / 12.00	13.10 / 13.30	13.80 / 15.90
Nominal input	Heating (a/b)	kW	2.18/2.68	2.46/3.42	3.53/4.56	2.18/2.68	2.46/3.42	3.53/4.56
	Cooling (a/b)	kW	3.43/2.52	4.32/2.86	4.68/3.82	3.43/2.52	4.32/2.86	4.68/3.82
COP	Heating (a/b)		4.83/3.66	4.87/3.64	4.53/3.51	4.83/3.66	4.87/3.64	4.53/3.51
Seasonal space heating efficiency*	Space heating (Average climate) 35°C	Class	A+++	A+++	A+++	A+++	A+++	A+++
		Efficiency	182	181	181	182	181	181
		SCOP	4.63	4.60	4.61	4.63	4.60	4.61
	Space heating (Average climate) 55°C	Class	A++	A++	A++	A++	A++	A++
		Efficiency	126	126	130	126	126	130
		SCOP	3.23	3.22	3.32	3.23	3.22	3.32
EER	Cooling		4.75	4.66	4.16	4.75	4.66	4.16
Operation range	Heating	°C	-25~-35	-25~-35	-25~-35	-25~-35	-25~-35	-25~-35
	Cooling	°C	10~43	10~43	10~43	10~43	10~43	10~43
	Hot water	°C	-25~-35	-25~-35	-25~-35	-25~-35	-25~-35	-25~-35
	Heating	dBa	48 / 62	48 / 62	48 / 62	48 / 62	48 / 62	48 / 62
Sound pressure / power level	Cooling	dBa	48 / 62	48 / 62	48 / 62	48 / 62	48 / 62	48 / 62
	Refrigerant charge	R-32	kg	3.8	3.8	3.8	3.8	3.8
Piping connections	Liquid	inches (mm)	3/8 (9.5)	3/8 (9.5)	3/8 (9.5)	3/8 (9.5)	3/8 (9.5)	3/8 (9.5)
	Gas	inches (mm)	5/8 (15.9)	5/8 (15.9)	5/8 (15.9)	5/8 (15.9)	5/8 (15.9)	5/8 (15.9)
Max piping length OU to IU		m	50	50	50	50	50	50
Min pipe length OU to IU		m	3	3	3	3	3	3
Power supply			1-phase / 230V / 50Hz	1-phase / 230V / 50Hz	1-phase / 230V / 50Hz	3-phase / 400V / 50Hz	3-phase / 400V / 50Hz	3-phase / 400V / 50Hz
Recommended fuses			A 32	A 32	A 32	A 16	A 16	A 16
SAP ID (Heating only combination)		58°C / 55°C / 45°C / 35°C	106010 / 106007 / 106008 / 106009	106154 / 106151 / 106152 / 106153	TBC	TBC	TBC	TBC
SAP ID (Integrated combination)		58°C / 55°C / 45°C / 35°C	106170 / 106167 / 106168 / 106169	106178 / 106175 / 106176 / 106177	TBC	TBC	TBC	TBC
SAP ID (Reversible combination)		58°C / 55°C / 45°C / 35°C	106194 / 106191 / 106192 / 106193	106202 / 106199 / 106200 / 106201	TBC	TBC	TBC	TBC

* When combined with matching indoor unit

Nominal capacity and nominal input tested according to EN 14511 at the following conditions:

Heating a: Ambient air temperature 7°C and leaving water temperature 35°C (A7 W35) Heating b: Ambient air temperature 7°C and leaving water temperature 45°C (A7 W45)

Cooling: Ambient air temperature 35°C and leaving water temperature 7°C (A35 W7)

Sound pressure level measured at 1m from the unit

Features:

- This split system consists of an outdoor unit and an indoor hydrobox wall mounted as integrated floor standing that can be connected to all standard low temperature radiators and underfloor heating systems
- All models have extra features to withstand severe winter conditions

Notes:

- Some units are available on special request with Blygold treatment to offer additional protection in coastal environments. Please contact your local sales office for further information

R-32 **BLUEvolution**

Heating Only EBBH

Heating and Cooling EBBX

Low Temperature R-Split Hydrobox (Wall hung)



Indoor Unit (wall hung)			Single Phase		Single Phase / Three Phase*		Single Phase		Single Phase / Three Phase*	
			EBBH11D6V	EBBH16D6V	EBBH11D9W	EBBH16D9W	EBBX11D6V	EBBX16D6V	EBBX11D9W	EBBX16D9W
Trade Unit Price			£2,600.00	£2,600.00	£2,786.00	£2,786.00	£2,795.00	£2,795.00	£2,995.00	£2,995.00
User interface (must be ordered separately)			BRC1HHD(W/S/K)	BRC1HHD(W/S/K)	BRC1HHD(W/S/K)	BRC1HHD(W/S/K)	BRC1HHD(W/S/K)	BRC1HHD(W/S/K)	BRC1HHD(W/S/K)	BRC1HHD(W/S/K)
Compatible outdoor unit			ERLA11DV3	ERLA14-16DV3	ERLA11DV3/W1	ERLA14-16DV3/W1	ERLA11DV3	ERLA14-16DV3	ERLA11DV3/W1	ERLA14-16DV3/W1
Function			Heating Only	Heating Only	Heating Only	Heating Only	Reversible	Reversible	Reversible	Reversible
Dimensions	Height x Width x Depth	mm	840 x 440 x 390	840 x 440 x 390	840 x 440 x 390	840 x 440 x 390	840 x 440 x 390	840 x 440 x 390	840 x 440 x 390	840 x 440 x 390
Leaving water temperature range	Heating	°C	15 ~ 60	15 ~ 60	15 ~ 60	15 ~ 60	15 ~ 60	15 ~ 60	15 ~ 60	15 ~ 60
	Cooling	°C	-	-	-	-	5 ~ 22	5 ~ 22	5 ~ 22	5 ~ 22
Pump	No. of speeds		Inverter controlled	Inverter controlled	Inverter controlled	Inverter controlled	Inverter controlled	Inverter controlled	Inverter controlled	Inverter controlled
Expansion vessel volume		litres	10	10	10	10	10	10	10	10
Minimum water volume		litres	20	20	20	20	20	20	20	20
Minimum flow rate		l/min	22	22	22	22	22	22	22	22
Water connections		inch	1" (female)	1" (female)	1" (female)	1" (female)	1" (female)	1" (female)	1" (female)	1" (female)
Back-up heater power supply ^[2]	Phase		1~	1~	3~	3~	1~	1~	3~	3~
	Frequency	Hz	50	50	50	50	50	50	50	50
	Voltage	V	230	230	400	400	230	230	400	400
	Maximum capacity ^[3]	kW	6 (2 step)	6 (2 step)	9 (2 step)	9 (2 step)	6 (2 step)	6 (2 step)	9 (2 step)	9 (2 step)
	Maximum running current	A	26	26	13	13	26	26	13	13
	Recommended fuse rating ^[4]	A	20	20	20	20	20	20	20	20

[1] Tank temperature up to 75°C possible with backup heater only operation (or booster, if available in the system).

[2] Power supply is for backup heater only. Indoor unit switch box and circulation pump are supplied via the outdoor unit.

[3] Backup heater steps electronically setup on the indoor unit interface.

[4] 4 pole 20A curve 400V tripping class C (refer to wiring diagram)

Features:

- Available in heating only or heating/cooling versions
- A choice of back-up heaters 3, 6 or 9 kW
- Heating / cooling hydroboxes must be ordered with drain pan kit

Notes:

- * Only one optional remote sensor can be installed. Sensor connects to indoor unit
- ** Recommended to achieve minimum outdoor unit ground clearance of 150 mm
- SD Card BRP069A78 must be purchased for the WLAN/Cloud connectivity. BRP069A71 has the same functionality but will only be required in case of bad connectivity in location of the indoor unit
- Please note that due to the regulations around the use of R-32, where the refrigerant charge in the system is ≥ 1.84 kg, you need to ensure that the requirements on the minimum floor area are met for the indoor unit's installation. Please contact your local pre sales technical team who will calculate this by using a tool. Please note that there are no requirements for the minimum floor area, if a chimney is installed on the indoor unit and directed outside the building.

Accessories:

Accessory Ref	Description	Trade Price
BRC1HHDW	Madoka Heating - White	£108.00
BRC1HHDS	Madoka Heating - Silver	£108.00
BRC1HHDK	Madoka Heating - Black	£108.00
EKRELSG	Smart grid relay kit (high voltage)	£94.00
EKPCCAB4	PC cable – to upload field settings from PC to unit	£277.00
EKRSC1	Optional remote temperature sensor for outdoor unit*	£91.00
KRCS01-1	Optional remote temperature sensor for indoor unit*	£68.00
EKRP1HBA	Optional PCB kit for remote alarm monitoring, run and fault indication and bivalent operation	£159.00
EKRP1AHT	Optional PCB for upto 4 digital inputs for power limitation	£159.00
UK.FF600H150	Pair of flexi-feet for mounting outdoor unit, 150mm tall**	£82.00
UK.CBR2XXL-B	Wall bracket for outdoor unit (250 kg, 780 mm long arm, 2 arms, black)	£141.00
UK.CBR2XXL	Wall bracket for outdoor unit (250 kg, 780 mm long arm, 2 arms, ivory white)	£173.00
UK.DT4	Condensate drip tray (1420 x 500 x 50 mm)	£123.00
K.DTFB	Floor bracket kit to mount drip tray to pair flexi feet or wall bracket	£58.00
EKUMBPART	Third party tank connection kit for dry pocket (contains 3 way valve, tank sensor and contactor)	£271.00

Accessory Ref	Description	Trade Price
BRP069A78	Daikin ONECTA App WLAN SD Card (See note)	£35.00
BRP069A71	Daikin ONECTA App (See note)	£39.00
K.FERNOXTF1	Fernox magnetic filter 1"	£140.00
K.FERNOXTF1FL	Fernox magnetic filter 1" and F1 inhibitor fluid (500ml)	£165.00
K.ELECMETV	Electric meter for domestic RHI - Single-phase (Metering for performance compliant) MID Class A electric meter to measure the electricity consumption of the Daikin Altherma heat pump	£165.00
K.ELECMETW	Electric meter for domestic RHI - Three-phase (Metering for performance compliant) MID Class A electric meter to measure the electricity consumption of the Daikin Altherma heat pump	£298.00
EKCC9-W	Sequence Controller	£976.00
DCOM-LT/IO	Daikin Altherma I/O (Sequence Controller/Voltage/Resistance/Smart Grid) Gateway	£311.00
DCOM-LT/MB	Daikin Altherma Modbus Gateway	£304.00

Single Phase EBVH-D6V

Low Temperature R-Split Hydrobox (Integrated)



Indoor Units			Single Phase Only
Trade Unit Price			EBVH16SU23D6V
User interface (must be ordered separately)			£4,666.00
G3 Kit (must be ordered separately)			BRC1HHD(W/S/K)
Compatible outdoor unit			EKUHWG3D
Function			ERLA11-16DV3/W1
Casing			Heating only
Colour			White
Material			Pre-coated sheet metal
Dimensions	Height x Width x Depth	mm	1855 x 634 x 595
Weight		kg	133
Sound power level	Nom.	dBA	44
Sound pressure level	Nom.	dBA	30
Operating range	Space heating	°C	15°C-60°C
	DHW	°C	25°C-60°C
Domestic hot water	Material		Stainless steel (EN 1.4521)
	Water volume	litres	230
	Tapping profile according to EN16147		L
	ERP heat losses	W	73
	ERP efficiency rating		C
	Standing losses @ 60°C	kWh/24h	1.8
	Max operating pressure	Bar	10
	Immersion heater	kW	-
	Available back up heater	kW	6
	Water connections DHW	inch	G 3/4" (female)
Hydraulic characteristics	Water connections space heating	inch	G 1" (female)
Minimum water volume			litres
Minimum flow rate			l/min
Power supply			V
Back-up heater			3kW/6kW 1ph 230V
fuse rating			A

Accessories:

Accessory Ref	Description	Trade Price
BRC1HHDW	Madoka Heating - White	£108.00
BRC1HHDS	Madoka Heating - Silver	£108.00
BRC1HHDK	Madoka Heating - Black	£108.00
EKRELSG	Smart grid relay kit (high voltage)	£94.00
EKPCCAB4	PC cable – to upload field settings from PC to unit	£277.00
EKRSC1	Optional remote temperature sensor for outdoor unit*	£91.00
KRCS01-1	Optional remote temperature sensor for indoor unit*	£68.00
EKRP1HBA	Optional PCB kit for remote alarm monitoring, run and fault indication and bivalent operation	£159.00
EKRP1AHT	Optional PCB for upto 4 digital inputs for power limitation	£159.00
UK.FF600H150	Pair of flexi-feet for mounting outdoor unit, 150mm tall**	£82.00
UK.CBR2XXL-B	Wall bracket for outdoor unit (250 Kg, 780mm long arm, 2 arms, black)	£141.00
UK.CBR2XXL	Wall bracket for outdoor unit (250 Kg, 780mm long arm, 2 arms, ivory white)	£173.00
UK.DT4	Condensate drip tray (1420 x 500 x 50mm)	£123.00
K.DTFB	Floor bracket kit to mount drip tray to pair flexi feet or wall bracket	£58.00
EKUMBPART	Third party tank connection kit for dry pocket (contains 3 way valve, tank sensor and contactor)	£271.00

Accessory Ref	Description	Trade Price
BRP069A78	Daikin ONECTA App WLAN SD Card (See note)	£35.00
BRP069A71	Daikin ONECTA App (See note)	£39.00
K.FERNOXTF1	Fernox magnetic filter 1"	£140.00
K.FERNOXTF1FL	Fernox magnetic filter 1" and F1 inhibitor fluid (500ml)	£165.00
K.ELECMETV	Electric meter for domestic RHI - Single-phase (Metering for performance compliant) MID Class A electric meter to measure the electricity consumption of the Daikin Altherma heat pump	£165.00
K.ELECMETW	Electric meter for domestic RHI - Three-phase (Metering for performance compliant) MID Class A electric meter to measure the electricity consumption of the Daikin Altherma heat pump	£298.00
EKCC9-W	Sequence Controller	£976.00
DCOM-LT/IO	Daikin Altherma I/O (Sequence Controller/Voltage/Resistance/Smart Grid) Gateway	£311.00
DCOM-LT/MB	Daikin Altherma Modbus Gateway	£304.00
EKUHWG3D	G3 Kit (must be ordered separately)	£199.00

Notes:

- * Only one optional remote sensor can be installed. Sensor connects to indoor unit
- ** Recommended to achieve minimum outdoor unit ground clearance of 150mm
- SD Card BRP069A78 must be purchased for the WLAN/Cloud connectivity. BRP069A71 has the same functionality but will only be required in case of bad connectivity in location of the indoor unit
- Please note that due to the regulations around the use of R-32, where the refrigerant charge in the system is ≥ 1.84 kg, you need to ensure that the requirements on the minimum floor area are met for the indoor unit's installation. Please contact your local pre sales technical team who will calculate this by using a tool. Please note that there are no requirements for the minimum floor area, if a chimney is installed on the indoor unit and directed outside the building.

Daikin Altherma 3 High Temperature

Low capacity (8-12) and high capacity (14-18)

The Daikin Altherma 3 High Temperature is the first Daikin outdoor unit with a distinctive new design. The single fan reduces noise levels, while the black front grille blends into any setting.

The Daikin Altherma 3 High Temperature is the pinnacle of acoustic comfort and heating performance, thanks to the latest design developments. Quiet Mark certified, it operates at whisper-quiet levels. Several major components have been enhanced to achieve this excellence - such as a double injection compressor and a single fan even on large capacity units - all wrapped up in a brand-new casing.

The High Temperature Heat Pump is now available with the wall mounted and integrated floor-standing indoor unit options.

BLUEVOLUTION



Daikin wall mounted unit

The Daikin Altherma 3 split wall mounted unit offers heating and cooling with optimum flexibility for a quick and easy installation.

High flexibility for installation and domestic hot water connection

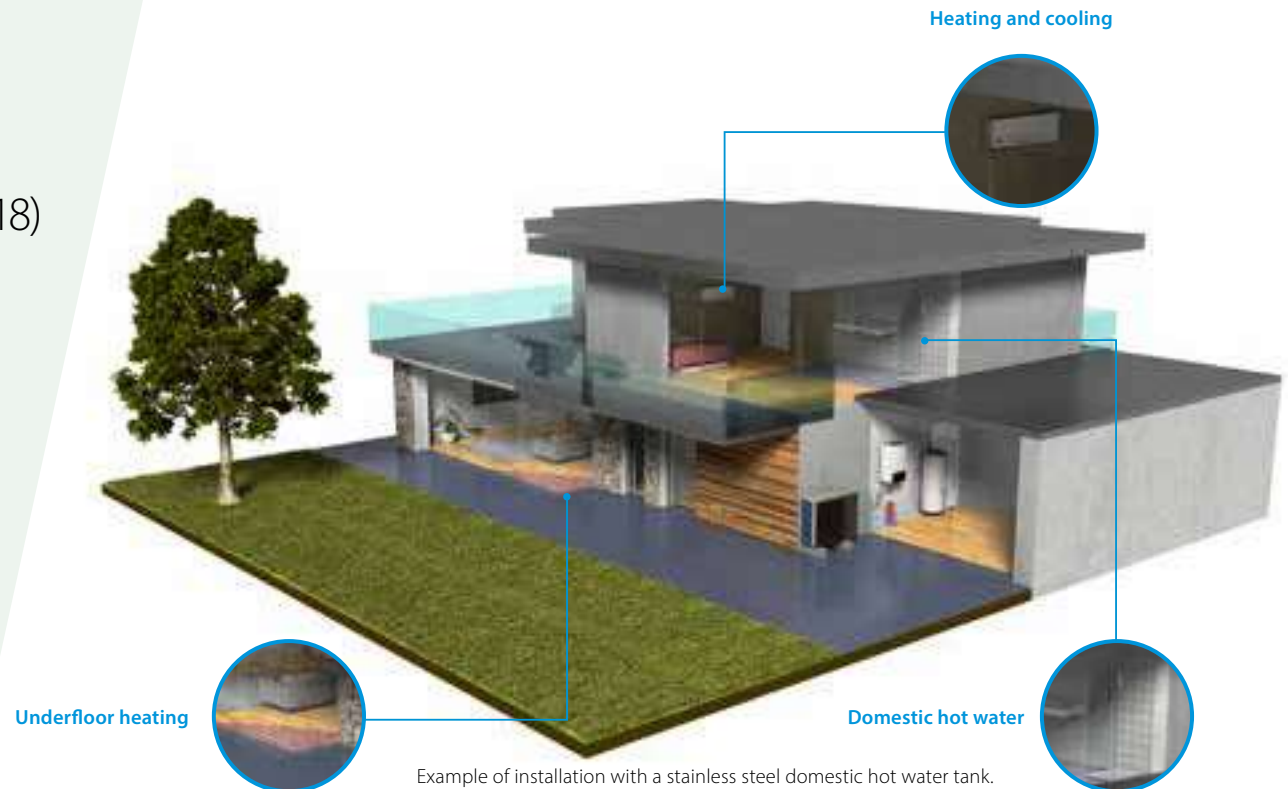
- Inclusion of all hydraulic components means no third party components are required
- PCB board and hydraulic components are located in the front for easy access
- Compact dimensions allow for small installation space, as almost no side clearances are required
- The unit's sleek design blends in with other household appliances
- Combine with a stainless steel domestic hot water tank

Daikin floor standing unit

The Daikin Altherma floor standing unit delivers heating and domestic hot water all in one integrated system.

All-in-one system to save installation space and time

- Reduced footprint 595 x 600 mm
- 180 or 230 litre tank options
- All hydraulic components on top for easy installation and maintenance
- Black top high-resolution MMI controller [User Interface] and Daikin Eye to show status
- WLAN SD card supplied as standard for the ONECTA App as well as Cloud Interface
- Smart Grid Ready



Single Phase / Three Phase EPRA-EV3/W1

High Temperature Heat Pump (8-12 Class)



Outdoor Units			Single Phase			Three Phase		
			EPRA08EV3	EPRA10EV3	EPRA12EV3	EPRA08EW1	EPRA10EW1	EPRA12EW1
Description			Class 8	Class 10	Class 12	Class 8	Class 10	Class 12
Trade Unit Price			£3,560.00	£3,839.00	£4,129.00	£3,739.00	£4,030.00	£4,337.00
Dimensions ^[1]	Height x Width x Depth	mm	990 x 1270 x 460	990 x 1270 x 460	990 x 1270 x 460	990 x 1270 x 460	990 x 1270 x 460	990 x 1270 x 460
Weight		kg	118	118	118	118	118	118
Nominal capacity	Heating (a/b)	kW	8.71/8.68	9.38/10.03	9.77/10.85	8.71/8.68	9.38/10.03	9.77/10.85
	Cooling (c/d)	kW	10.33/7.89	11.77/7.97	12.66/8.62	10.89/7.33	11.77/7.97	12.66/8.62
Nominal input	Heating (a/b)	kW	3.68/4.41	4.10/5.29	4.36/5.77	3.54/4.33	3.94/5.08	4.19/5.56
	Cooling (c/d)	kW	2.37/2.50	2.86/2.66	3.27/2.97	2.41/2.29	2.76/2.57	3.15/2.87
Seasonal space heating efficiency (Heating Only Indoor Unit)	Space heating (Average climate) 35°C	Class	A+++	A+++	A+++	A+++	A+++	A+++
		Efficiency	184	186	186	190	191	191
		SCOP	4.69	4.71	4.71	4.81	4.84	4.84
	Space heating (Average climate) 55°C	Class	A++	A++	A++	A++	A++	A++
		Efficiency	134	134	134	138	138	138
		SCOP	3.41	3.43	3.43	3.52	3.53	3.53
Seasonal space heating efficiency (Reversible Indoor Unit)	Space heating (Average climate) 35°C	Class	A+++	A+++	A+++	A+++	A+++	A+++
		Efficiency	188	190	190	195	196	196
		SCOP	4.79	4.82	4.82	4.95	4.98	4.98
	Space heating (Average climate) 55°C	Class	A++	A++	A++	A++	A++	A++
		Efficiency	136	136	136	141	141	141
		SCOP	3.47	3.48	3.48	3.59	3.60	3.60
COP	Heating (e/f)		4.92	4.92	4.92	5.10	5.10	5.10
EER	Cooling (c/d)		3.00 / 5.56	3 / 5.56	2.96 / 5.56	3.28 / 5.75	3.10 / 5.75	3.01 / 5.75
Operation range	Heating	°C	-28 to +25	-28 to +25	-28 to +25	-28 to +25	-28 to +25	-28 to +25
	Cooling	°C	+10 to +43	+10 to +43	+10 to +43	+10 to +43	+10 to +43	+10 to +43
	Domestic Hot water	°C	-28 to +35	-28 to +35	-28 to +35	-28 to +35	-28 to +35	-28 to +35
Sound pressure / power level	Heating	dBA	40.6 / 54.0	40.6 / 54.0	40.6 / 54.0	40.6 / 54.0	40.6 / 54.0	40.6 / 54
	Cooling	dBA	47.4 / 60.6	48.5 / 61.5	47.0 / 60.1	47.4 / 60.6	48.5 / 61.5	48.5 / 61.5
Refrigerant charge	R-32	kg	3.25	3.25	3.25	3.25	3.25	3.25
Water Connections (Diameter)		inch	1" (Male)	1" (Male)	1" (Male)	1" (Male)	1" (Male)	1" (Male)
Piping length OU to IU ^[2]		m	10 ^[2]	10 ^[2]	10 ^[2]	10 ^[2]	10 ^[2]	10 ^[2]
Power supply			1-phase / 230V / 50Hz	1-phase / 230V / 50Hz	1-phase / 230V / 50Hz	3-phase / 400V / 50Hz	3-phase / 400V / 50Hz	3-phase / 400V / 50Hz
Recommended fuses	A		32	32	32	16	16	16
SAP ID (Heating only combination)	58°C / 55°C / 45°C / 35°C		106218 / 106215 / 106216 / 106217	106226 / 106223 / 106224 / 106225	106234 / 106231 / 106232 / 106233	TBC	TBC	TBC
SAP ID (Integrated combination 180L)	58°C / 55°C / 45°C / 35°C		106242 / 106239 / 106240 / 106241	106258 / 106255 / 106256 / 106257	106274 / 106271 / 106272 / 106273	TBC	TBC	TBC
SAP ID (Integrated combination 230L)	58°C / 55°C / 45°C / 35°C		106250 / 106247 / 106248 / 106249	106266 / 106263 / 106264 / 106265	106282 / 106279 / 106280 / 106281	TBC	TBC	TBC
SAP ID (Reversible combination)	58°C / 55°C / 45°C / 35°C		106290 / 106287 / 106288 / 106289	106298 / 106295 / 106296 / 106297	106306 / 106303 / 106304 / 106305	TBC	TBC	TBC

Nominal capacity and nominal input tested according to EN 14511

Heating (a): Ambient air temperature -2°CDB and leaving water temperature 55°C (A-2/W55). Heating (b): Ambient air temperature -2°CDB and leaving water temperature 65°C (A-2/W65)

Cooling (c): Ambient air temperature 35°C and leaving water temperature 18°C (A35/W18). Cooling (d): Ambient air temperature 35°C and leaving water temperature 7°C (A35/W7)

Heating (e): Ambient air temperature 7°CDB and leaving water temperature 35°C (A7/W35). Heating (f): Ambient air temperature 7°CDB and leaving water temperature 45°C (A7/W45)

Sound pressure / power measured according to EN 12102 under conditions of EN 14825

^[1] Excludes aesthetic grille

^[2] Spare pump capacity can be utilised to extend the interconnecting pipe length using the Daikin HSN pipe sizing tool.

R-32 **BLUEEVOLUTION**

Heating and Cooling ETBH(X)-E

High Temperature Hydrobox (Wall Hung)



Indoor Unit (wall hung)			Heating Only		Heating and Cooling	
			ETBH12E6V	ETBH12E9W	ETBX12E6V	ETBX12E9W
Trade Unit Price			£1,632.00	£1,702.00	£1,632.00	£1,702.00
Compatible outdoor unit			EPRA08-12EV/EW1	EPRA08-12EV/EW1	EPRA08-12EV/EW1	EPRA08-12EV/EW1
Compatible DHW Cylinders			EKHWSU-D	EKHWSU-D	EKHWSU-D	EKHWSU-D
User interface (Must be ordered separately)			BRC1HHD(W/S/K)	BRC1HHD(W/S/K)	BRC1HHD(W/S/K)	BRC1HHD(W/S/K)
Function			Heating Only	Heating Only	Reversible	Reversible
Dimensions	Height x Width x Depth	mm	840 x 440 x 390	840 x 440 x 390	840 x 440 x 390	840 x 440 x 390
Operating range	Heating	°C	+18 to +65	+18 to +65	+18 to +65	+18 to +65
	Cooling	°C	-	-	+5 to +25	+5 to +25
	Domestic hot water ^[1]	°C	+10 to 75	+10 to 75	+10 to 75	+10 to 75
Pump	No. of speeds		Inverter controlled	Inverter controlled	Inverter controlled	Inverter controlled
Expansion vessel volume	litres		10	10	10	10
Minimum water volume	litres		20	20	20	20
Minimum flow rate	l/min		20	20	20	20
Water connections	inch		1" (female)	1" (female)	1" (female)	1" (female)
Backup heater power supply ^[2]	Phase		1~ / 3~	3~	1~ / 3~	3~
	Frequency	Hz	50	50	50	50
	Voltage	V	230	400	230	400
	Maximum capacity ^[3]	kW	6 (2 step)	9 (2 step)	6 (2 step)	9 (2 step)
	Maximum running current	A	26	13	26	13
Recommended fuse rating ^[4]			20	20	20	20

[1] Tank temperature up to 75°C possible with backup heater only operation (or booster, if available in the system).

[2] Power supply is for backup heater only. Indoor unit switch box and circulation pump are supplied via the outdoor unit.

[3] Backup heater steps electronically setup on the indoor unit interface.

[4] 4 pole 20A curve 400V tripping class C (refer to wiring diagram)

Notes:

- i) * Only one optional remote sensor can be installed. Sensor connects to indoor unit.
- ii) **Recommended to achieve minimum outdoor unit and anti-freeze valve ground clearance of 150mm.
- iii) SD Card BRP069A78 is supplied as standard. This option will only be required in case of bad connectivity in location of the indoor unit

Accessories:

Accessory Ref	Description	Trade Price
BRC1HHDW	Madoka Heating - White	£108.00
BRC1HHD5	Madoka Heating - Silver	£108.00
BRC1HHDK	Madoka Heating - Black	£108.00
EKRELSG	Smart grid relay kit (high voltage)	£94.00
UK.AFVALVE2/JKT	Anti-freeze valve pack with compression fittings & jackets (pack contains 2 valves)	£258.00
AFVALVE1	Anti-freeze valve for glycol free systems (two required per heat pump)	£116.00
EKPCCAB4	PC cable – to upload field settings from PC to unit	£277.00
EKRSC1	Optional remote temperature sensor for outdoor unit*	£91.00
KRCS01-1	Optional remote temperature sensor for indoor unit*	£68.00
EKRP1HBA	Optional PCB kit for remote alarm monitoring, run and fault indication and bivalent operation	£159.00
EKRP1AHT	Optional PCB for upto 4 digital inputs for power limitation	£159.00
UK.FF600H150	Pair of flexi-feet for mounting outdoor unit, 150mm tall**	£82.00
UK.CBR2XXL-B	Wall bracket for outdoor unit (250 Kg, 780mm long arm, 2 arms, black)	£141.00
UK.CBR2XXL	Wall bracket for outdoor unit (250 Kg, 780mm long arm, 2 arms, ivory white)	£173.00
UK.DT4	Condensate drip tray (1420 x 500 x 50mm)	£123.00
K.DTFB	Floor bracket kit to mount drip tray to pair flexi feet or wall bracket	£58.00

Accessory Ref	Description	Trade Price
K.HOSE750	Pair of flexible hoses (Length 750mm, 19mm tough PVC coated insulation, 1" FBSP x 28mm compression)	£102.00
K.HOSE750EL	Pair of flexible hoses with elbow (Length 750mm, 19mm tough PVC coated insulation, 1" FBSP x 28mm compression)	£145.00
UK.HOSE300EL	Pair of flexible hoses with elbow (Length 300mm, 19mm tough PVC coat insulation, 1" FBSP, 28mm compression)	£111.00
EKUMBPART	Third party tank connection kit for dry pocket (contains 3 way valve, tank sensor and contactor)	£271.00
BRP069A71	Daikin ONECTA App (See note)	£39.00
K.ELECMETV	Electric meter for domestic RHI - Single-phase (Metering for performance compliant) MID Class A electric meter to measure the electricity consumption of the Daikin Altherma heat pump	£165.00
K.ELECMETW	Electric meter for domestic RHI - Three-phase (Metering for performance compliant) MID Class A electric meter to measure the electricity consumption of the Daikin Altherma heat pump	£298.00
EKCC9-W	Sequence Controller	£976.00
DCOM-LT/IO	Daikin Altherma I/O (Sequence Controller/Voltage/Resistance/Smart Grid) Gateway	£311.00
DCOM-LT/MB	Daikin Altherma Modbus Gateway	£304.00

Heating ETVH-E

High Temperature Hydrobox (Integrated)



Indoor Units (Floor Standing)			Single Phase	
			ETVH12SU18E6V	ETVH12SU23E6V
Trade Unit Price			£2,911.00	£3,037.00
Compatible outdoor unit			EPRA08-12EV/EW1	EPRA08-12EV/EW1
User interface (must be ordered separately)			BRC1HHD(W/S/K)	BRC1HHD(W/S/K)
G3 Kit (must be ordered separately)			EKUHWG3D	EKUHWG3D
Function			Heating only	Heating only
Casing	Colour		White	White
	Material		Resin + Sheet Metal	Resin + Sheet Metal
Dimensions	Height x Width x Depth	mm	1,650 x 595 x 625	1,850 x 595 x 625
Weight	Unit / Packed Unit	kg	108 / 127	117 / 136
Operating range	Heating	Min-Max.	10°C - 65°C	10°C - 65°C
	DHW	Max.	65°C(1)	65°C(1)
Sound power level	Nom.	dBA	44	44
Sound pressure level	Nom.	dBA	30	30
Tank	Water Volume	Litres	180	230
	Maximum water pressure	bar	10	10
	Material		Stainless steel (EN 1.4521)	Stainless steel (EN 1.4521)
	Load profile EN16147		L	XL
	Standing heat loss	W	56	73
	Energy efficiency rating		B	C
	Standing heat loss @ 45K dT	kWh/24h	1.4	1.8
Hydraulic characteristics	Water connections Indoor / outdoor	inch	G 1" (female)	G 1" (female)
	Water connections DHW / Recirc	inch	G 3/4" (female)	G 3/4" (female)
	Water connections Space heating	inch	G 1" (female)	G 1" (female)
Minimum water volume		litres	20	20
Minimum flow rate		l/min	20	20
Backup heater power supply ^[2]	Phase		1~ / 3~	1~ / 3~
	Frequency	Hz	50	50
	Voltage	V	230	230
	Maximum capacity	kW	6 (2 step) ^[3]	6 (2 step) ^[3]
	Maximum running current	A	26	26
	Recommended fuse rating	A	20 ^[4]	20 ^[4]

^[1] Tank temperature up to 75°C possible with booster heater only operation (if available in the system).

^[2] Power supply is for backup heater only. Indoor unit switch box and circulation pump are supplied via the outdoor unit.

^[3] Backup heater steps electronically setup on the indoor unit interface.

^[4] 4 pole 20A curve 400V tripping class C (refer to wiring diagram)

Single Phase / Three Phase EPRA-DV37/W17

High Temperature Heat Pump (14-18 Class)



Outdoor Units			Single Phase			Three Phase		
			EPRA14DV37	EPRA16DV37	EPRA18DV37	EPRA14DW17	EPRA16DW17	EPRA18DW17
Description			Class 14	Class 16	Class 18	Class 14	Class 16	Class 18
Trade Unit Price			£4,328.00	£4,742.00	£5,272.00	£4,552.00	£4,967.00	£5,499.00
Dimensions ^[1]	Height x Width x Depth	mm	990 x 1270 x 460	990 x 1270 x 460	990 x 1270 x 460	990 x 1270 x 460	990 x 1270 x 460	990 x 1270 x 460
Weight		kg	146	146	146	151	151	151
Nominal capacity	Heating (a/b)	kW	10.17 / 10.12	11.57 / 11.51	12.11 / 12.04	10.39 / 10.26	11.82 / 11.67	12.37 / 12.21
	Cooling (c/d)	kW	10.55 / 6.90	11.51 / 7.88	12.46 / 8.86	10.55 / 6.90	11.51 / 7.88	12.46 / 8.86
Seasonal space heating efficiency (Heating Only Indoor Unit)	Space heating (Average climate) 35°C	Class	A+++	A+++	A+++	A+++	A+++	A+++
		Efficiency	177	177	177	186	186	186
		SCOP	4.51	4.51	4.51	4.71	4.71	4.71
	Space heating (Average climate) 55°C	Class	A++	A++	A++	A++	A++	A++
		Efficiency	140	140	140	140	140	140
		SCOP	3.58	3.58	3.58	3.57	3.57	3.57
Seasonal space heating efficiency (Reversible Indoor Unit)	Space heating (Average climate) 35°C	Class	A+++	A+++	A+++	A+++	A+++	A+++
		Efficiency	180	180	180	180	180	180
		SCOP	4.57	4.57	4.57	4.57	4.57	4.57
	Space heating (Average climate) 55°C	Class	A++	A++	A++	A++	A++	A++
		Efficiency	142	142	142	142	142	142
		SCOP	3.62	3.62	3.62	3.63	3.63	3.63
COP	Heating (e/f)		4.86 / 3.70	4.86 / 3.70	4.86 / 3.70	4.50 / 3.56	4.50 / 3.56	4.50 / 3.56
EER	Cooling (c/d)		4.13 / 2.70	4.11 / 2.69	4.09 / 2.68	4.13 / 2.70	4.11 / 2.69	4.09 / 2.68
Operation range	Heating	°C	-28 to +35	-28 to +35	-28 to +35	-28 to +35	-28 to +35	-28 to +35
	Cooling	°C	+10 to +43	+10 to +43	+10 to +43	+10 to +43	+10 to +43	+10 to +43
	Domestic Hot water	°C	-28 to +35	-28 to +35	-28 to +35	-28 to +35	-28 to +35	-28 to +35
Sound pressure / power level	Heating	dBA	43 / 54	44 / 54	48 / 54	43 / 54	43 / 54	48 / 54
	Cooling	dBA	43 / 54	44 / 54	48 / 54	43 / 54	43 / 54	48 / 54
Refrigerant charge	R-32	kg	4.2	4.2	4.2	4.2	4.2	4.2
Water Connections (Diameter)		inch	1" (Male)	1" (Male)	1" (Male)	1" (Male)	1" (Male)	1" (Male)
Piping length OU to IU ^[2]		m	10 ^[2]	10 ^[2]	10 ^[2]	10 ^[2]	10 ^[2]	10 ^[2]
Power supply			1-phase / 230V / 50Hz	1-phase / 230V / 50Hz	1-phase / 230V / 50Hz	3-phase / 400V / 50Hz	3-phase / 400V / 50Hz	3-phase / 400V / 50Hz
Recommended fuses	A		32	32	32	16	16	16
SAP ID (Heating only combination)	65°C / 55°C / 45°C / 35°C		105756 / 105755 / 105754 / 105755	105764 / 105761 / 105762 / 105763	105772 / 105769 / 105770 / 105771	TBC	TBC	TBC
SAP ID (Integrated combination 180L)	65°C / 55°C / 45°C / 35°C		105898 / 105895 / 105896 / 105897	105914 / 105911 / 105912 / 105913	105930 / 105927 / 105928 / 105929	TBC	TBC	TBC
SAP ID (Integrated combination 230L)	65°C / 55°C / 45°C / 35°C		105906 / 105903 / 105904 / 105905	105922 / 105919 / 105920 / 105921	105938 / 105935 / 105936 / 105937	TBC	TBC	TBC
SAP ID (Reversible combination)	65°C / 55°C / 45°C / 35°C		105873 / 105870 / 105871 / 105872	105881 / 105878 / 105879 / 105880	105889 / 105886 / 105887 / 105888	TBC	TBC	TBC

Nominal capacity and nominal input tested according to EN 14511

Heating (a): Ambient air temperature -2°CDB and leaving water temperature 55°C (A-2/W55). Heating (b): Ambient air temperature -2°CDB and leaving water temperature 65°C (A-2/W65)

Cooling (c): Ambient air temperature 35°C and leaving water temperature 18°C (A35/W18). Cooling (d): Ambient air temperature 35°C and leaving water temperature 7°C (A35/W7)

Heating (e): Ambient air temperature 7°CDB and leaving water temperature 35°C (A7/W35). Heating (f): Ambient air temperature 7°CDB and leaving water temperature 45°C (A7/W45)

Sound pressure / power measured according to EN 12102 under conditions of EN 14825

^[1] Excludes aesthetic grille^[2] Spare pump capacity can be utilised to extend the interconnecting pipe length using the Daikin HSN pipe sizing tool.

Heating and Cooling ETBH(X)-E

High Temperature Hydrobox (Wall Hung)



Indoor Unit (wall hung)			Heating Only		Heating and Cooling	
			ETBH16E6V7	ETBH16E9W7	ETBX16E6V7	ETBX16E9W7
Trade Unit Price			£1,717.00	£1,792.00	£2,035.00	£2,113.00
Compatible outdoor unit			EPRA14-18DV37/DW17	EPRA14-18DV37/DW17	EPRA14-18DV37/DW17	EPRA14-18DV37/DW17
Compatible DHW Cylinders			EKHWSU-D	EKHWSU-D	EKHWSU-D	EKHWSU-D
User interface (Must be ordered separately)			BRC1HHD(W/S/K)	BRC1HHD(W/S/K)	BRC1HHD(W/S/K)	BRC1HHD(W/S/K)
Function			Heating Only	Heating Only	Reversible	Reversible
Dimensions	Height x Width x Depth	mm	840 x 440 x 390	840 x 440 x 390	840 x 440 x 390	840 x 440 x 390
	Heating	°C	+18 to +70	+18 to +70	+18 to +70	+18 to +70
	Cooling	°C	-	-	+5 to +25	+5 to +25
Operating range	Domestic hot water ^[1]	°C	+10 to 75	+10 to 75	+10 to 75	+10 to 75
	No. of speeds		Inverter controlled	Inverter controlled	Inverter controlled	Inverter controlled
Expansion vessel volume		litres	10	10	10	10
Minimum water volume		litres	20	20	20	20
Minimum flow rate		l/min	25	25	25	25
Water connections		inch	1" (female)	1" (female)	1" (female)	1" (female)
Backup heater power supply ^[2]	Phase		1~ / 3~	3~	1~ / 3~	3~
	Frequency	Hz	50	50	50	50
	Voltage	V	230	400	230	400
	Maximum capacity ^[3]	kW	6 (2 step)	9 (2 step)	6 (2 step)	9 (2 step)
	Maximum running current	A	26	13	26	13
	Recommended fuse rating ^[4]	A	20	20	20	20

[1] Tank temperature up to 75°C possible with backup heater only operation (or booster, if available in the system).

[2] Power supply is for backup heater only. Indoor unit switch box and circulation pump are supplied via the outdoor unit.

[3] Backup heater steps electronically setup on the indoor unit interface.

[4] 4 pole 20A curve 400V tripping class C (refer to wiring diagram)

Notes:

- * Only one optional remote sensor can be installed. Sensor connects to indoor unit.
- Recommended to achieve minimum outdoor unit and anti-freeze valve ground clearance of 150mm.
- SD Card BRP069A78 is supplied as standard. This option will only be required in case of bad connectivity in location of the indoor unit

Accessories:

Accessory Ref	Description	Trade Price
BRC1HHDW	Madoka Heating - White	£108.00
BRC1HHD5	Madoka Heating - Silver	£108.00
BRC1HHDK	Madoka Heating - Black	£108.00
EKRELSG	Smart grid relay kit (high voltage)	£94.00
UK.AFVALVE2/JKT	Anti-freeze valve pack with compression fittings & jackets (pack contains 2 valves)	£258.00
AFVALVE1	Anti-freeze valve for glycol free systems (two required per heat pump)	£116.00
EKPCCAB4	PC cable – to upload field settings from PC to unit	£277.00
EKRSC1	Optional remote temperature sensor for outdoor unit*	£91.00
KRCS01-1	Optional remote temperature sensor for indoor unit*	£68.00
EKRP1HBA	Optional PCB kit for remote alarm monitoring, run and fault indication and bivalent operation	£159.00
EKRP1AHT	Optional PCB for upto 4 digital inputs for power limitation	£159.00
UK.FF600H150	Pair of flexi-feet for mounting outdoor unit, 150mm tall**	£82.00
UK.CBR2XXL-B	Wall bracket for outdoor unit (250 Kg, 780mm long arm, 2 arms, black)	£141.00
UK.CBR2XXL	Wall bracket for outdoor unit (250 Kg, 780mm long arm, 2 arms, ivory white)	£173.00
UK.DT4	Condensate drip tray (1420 x 500 x 50mm)	£123.00
K.DTFB	Floor bracket kit to mount drip tray to pair flexi-feet or wall bracket	£58.00

Accessory Ref	Description	Trade Price
K.HOSE750	Pair of flexible hoses (Length 750mm, 19mm tough PVC coated insulation, 1" FBSP x 28mm compression)	£102.00
K.HOSE750EL	Pair of flexible hoses with elbow (Length 750mm, 19mm tough PVC coated insulation, 1" FBSP x 28mm compression)	£145.00
UK.HOSE300EL	Pair of flexible hoses with elbow (Length 300mm, 19mm tough PVC coat insulation, 1" FBSP, 28mm compression)	£111.00
EKUMBPART	Third party tank connection kit for dry pocket (contains 3 way valve, tank sensor and contactor)	£271.00
BRP069A71	Daikin ONECTA App (See note)	£39.00
K.ELECMETV	Electric meter for domestic RHI - Single-phase (Metering for performance compliant) MID Class A electric meter to measure the electricity consumption of the Daikin Altherma heat pump	£165.00
K.ELECMETW	Electric meter for domestic RHI - Three-phase (Metering for performance compliant) MID Class A electric meter to measure the electricity consumption of the Daikin Altherma heat pump	£298.00
EKCC9-W	Sequence Controller	£976.00
DCOM-LT/IO	Daikin Altherma I/O (Sequence Controller/Voltage/Resistance/Smart Grid) Gateway	£311.00
DCOM-LT/MB	Daikin Altherma Modbus Gateway	£304.00

R-32 **BLUEEVOLUTION**
NEW Heating ETVH-E

High Temperature Hydrobox (Integrated)



Indoor Units (Floor Standing)			Single Phase	
			ETVH16SU18E6V7	ETVH16SU23E6V7
Trade Unit Price			£3,064.00	£3,125.00
Compatible outdoor unit			EPRA14/16/18DV37/W17	EPRA14/16/18DV37/W17
User interface (must be ordered separately)			BRC1HHD(W/S/K)	BRC1HHD(W/S/K)
G3 Kit (must be ordered separately)			EKUHWG3D	EKUHWG3D
Function			Heating only	Heating only
Casing	Colour		White	White
	Material		Resin + Sheet Metal	Resin + Sheet Metal
Dimensions	Height x Width x Depth	mm	1,650 x 595 x 625	1,850 x 595 x 625
Weight	Unit / Packed Unit	kg	109 / 126	118 / 135
Operating range	Heating	Min-Max.	10°C - 63°C	10°C - 63°C
	DHW	Max.	63°C ^[1]	63°C ^[1]
Sound power level	Nom.	dBA	44	44
Sound pressure level	Nom.	dBA	30	30
Tank	Water Volume	Litres	180	230
	Maximum water pressure	bar	10	10
	Material		Stainless steel (EN 1.4521)	Stainless steel (EN 1.4521)
	Load profile EN16147		L	XL
	Standing heat loss	W	56	73
	Energy efficiency rating		C	B
	Standing heat loss @ 45K dT	kWh/24h	1.8	1.4
Hydraulic characteristics	Water connections Indoor / outdoor	inch	G 1" (female)	G 1" (female)
	Water connections DHW / Recirc	inch	G 3/4" (female)	G 3/4" (female)
	Water connections Space heating	inch	G 1" (female)	G 1" (female)
Minimum water volume		litres	20	20
Minimum flow rate		l/min	20	20
Backup heater power supply ^[2]	Phase		1~ / 3~	1~ / 3~
	Frequency	Hz	50	50
	Voltage	V	230	230
	Maximum capacity	kW	6 (2 step) ^[3]	6 (2 step) ^[3]
	Maximum running current	A	26	26
	Recommended fuse rating	A	20 ^[4]	20 ^[4]

^[1] Tank temperature up to 75°C possible with booster heater only operation (if available in the system).

^[2] Power supply is for backup heater only. Indoor unit switch box and circulation pump are supplied via the outdoor unit.

^[3] Backup heater steps electronically setup on the indoor unit interface.

^[4] 4 pole 20A curve 400V tripping class C (refer to wiring diagram)

NEW EKHHEU-(P)CV37

Daikin Altherma Domestic Hot Water Heat Pump

The system is made of a single indoor unit that extracts energy from the air to provide domestic hot water. The unit collects up to 60% of its energy from the air, while the rest is provided by electricity.



Daikin Altherma Domestic Hot Water Heat Pump is an air-to-water heat pump for the production of domestic hot water. The tank and the condenser are thermally insulated to guarantee safety and hygiene.

The Domestic Hot Water Heat Pump is ideal for houses up to 4-5 bedrooms depending on occupancy.

- Maximum temperature of 62°C from renewable energy with heat pump alone or through a heating element (up to 75°C)
- Remarkably quiet: 51dB(A) indoor, and 44dB(A) outdoor
- Programmable digital interface with touch keys
- Small installation footprint of 621 mm diameter
- Integrated back-up heater of 1.5kW
- Integrated solar thermal control (EKHHEU-PCV37)
- Available in 200ltr and 260ltr tank versions
- Compact modern design
- Anti-legionella cycle
- Scheduled operation

Indoor Unit				EKHHEU200CV37	EKHHEU260CV37	EKHHEU200PCV37	EKHHEU260PCV37	
Description				200 ltr	260 ltr	200 ltr with solar	260 with solar	
Trade Unit Price				£1,883.00	£2,013.00	£2,078.00	£2,207.00	
Heat up time	Max.	hh:mm		06:27*	09:29*	06:27*	09:29*	
COP				3.23	3.37	3.23	3.37	
Domestic hot water	Output	Nom	kW	1.34	1.25	1.34	1.25	
Equivalent hot water*	Max.		l	247	340	241	335	
Dimensions	Unit	Height	mm	1607	1892	1607	1892	
		Diameter	mm	Top 621; Bottom 628	Top 621; Bottom 628	Top 621; Bottom 628	Top 621; Bottom 628	
Weight	Unit	Empty	kg	85	97	96	106	
		Full Weight	kg	277	347	283	353	
Installation Place				Indoor	Indoor	Indoor	Indoor	
IP Class				IP24	IP24	IP24	IP24	
Refrigerant	Type			R-134a	R-134a	R-134a	R-134a	
	GWP			1430	1430	1430	1430	
	Charge		TCO ₂ Eq	1.43	1.43	1.43	1.43	
	Charge		kg	1	1	1	1	
Heat pump	Casing	Colour		White	White	White	White	
	Defrost method			Hot gas	Hot gas	Hot gas	Hot gas	
	Automatic defrost start		°C	-5	-5	-5	-5	
	System pressure	Max	bar	7	7	7	7	
	Operating range	Ambient	Min °CDB	-7	-7	-7	-7	
			Max °CDB	43	43	43	43	
	Power Supply	Phase		1	1	1	1	
		Frequency		Hz	50	50	50	
		Voltage	V	230	230	230	230	
		Maximum running current	A	8.5	8.5	8.5	8.5	
Tank	Integrated heating element power	Nominal	kW	1.5	1.5	1.5	1.5	
	Casing	Material		Enamelled Steel	Enamelled Steel	Enamelled Steel	Enamelled Steel	
	Installation	Solar thermal / Bivalent connection			-	-	Yes	Yes
	Standing heat loss		W	63	71	63	71	
	Power Supply	Phase		1	1	1	1	
		Frequency	Hz	50	50	50	50	
		Voltage	V	230	230	230	230	
	Domestic hot water heating	General	Declared load profile		L	XL	L	XL
Water heating energy efficiency class**				A+	A+	A+	A+	
Thermostat temperature setting			°C	55	55	55	55	
Average Climate		AEC (Annual electricity consumption)*	kWh	761	1210	761	1210	
		Water heating energy efficiency - η _{wh} * %		135	138	135	138	
		Sound power level	Domestic hot water heating	dB(A)	53	51	53	51

* Maximum volume of mixed water at 40°C when heated to 55°C set point.

** Data according to EN 16147:2017 standard for AVERAGE climate (unit in ECO mode, Hot water setpoint = 55°C; Inlet water = 10°C; Inlet air temp = 7°C DB / 6°C WB)

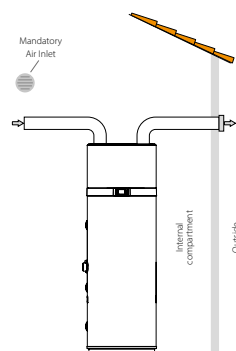


Fig. 1 - Example of air discharge connection

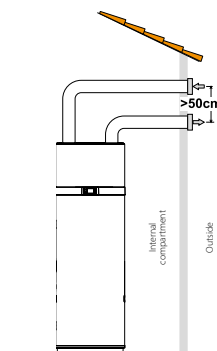


Fig. 2 - Example of air discharge connection

Accessories:

Accessory Ref	Description	Trade Price
EKUHWG3D24	G3 Kit	£228.00
EKPHK02	Probe holder kit for solar thermal sensor	£109.00
EKFIL260	Filter kit	£69.00



Daikin Buffer Vessels

Our Daikin buffer vessels can be used for installations with all Daikin Altherma air source heat pumps. These buffer vessels can be used as a volumiser to provide the minimum water volume required in the primary circuit for the correct operation of the system as well as the defrost cycle. Available in 10L and 20L options for both the large and small sized air source heat pumps, including our monobloc system when used with the backup heater.

Key features:

- High quality duplex stainless steel material
- Highly insulated with injection polyurethane insulation
- BSI audited ISO9001 Certified Quality Management
- Primary Pipe Work connections 28mm Compression
- Can be located both horizontally and vertically



Buffer Vessel		UK.INBUFFER/10L	UK.INBUFFER/20L
Description		10L Inline Buffer Vessel	20L Inline Buffer Vessel
Trade Unit Price		£268.00	£294.00
Nominal Capacity	litres	10	20
Shipping Dimensions H x W x D	mm	700 x 300 x 300	700 x 300 x 300
Cylinder Dimensions H x W x D	mm	396 x 270 x 270	696 x 270 x 270
Weight Empty	kg	7	10
Weight Full	kg	17	30
Weight Packaged	kg	8	11
Vessel Material		Duplex Stainless Steel	
Connection Size/Type		28mm Compression	
Insulation Type		Polyurethane (PU) Insulation with CO2 Blowing Agent	
Insulation Thickness	mm	35	
Maximum working pressure	bar	6	
Maximum Flow Rate	litres/min	60	
Standing Heat Loss	W	18	22
ERP Rating		A	A
			



Hot Water Cylinders and Thermal Stores

Energy-efficient hot water storage

Our high performance cylinders and thermal stores are designed to meet the demand for the domestic hot water across a range of applications. With low heat losses and large coil areas, Daikin hot water cylinders are manufactured in consideration of all the requirements which come with our modern lifestyles.

With so many different designs and shapes to choose from, our customers can have a peace of mind by knowing that they can select a cylinder which will meet all the specifications for their project.

All our cylinders are WRAS approved, with most of them having ErP ratings of B. When choosing our cylinders, you can rest assured that these products provide high efficiency with minimum heat loss and therefore help to protect the environment.

All our indirectly heated unvented cylinders as well as thermal stores come with a promise to deliver a high quality and reliable performance.

Hot Water Cylinder EKHWSU-D	Pre-Plumbed R-32 Cylinder UK.PPC/R32SS	Therma Store EKHWP-PB
Compatible with <ul style="list-style-type: none"> • E(D/B)LA04-08E • E(D/B)LA11-16D • EHBH/X04-08E • EBBH/X11-16D 	Compatible with <ul style="list-style-type: none"> • EB/DLA04-08E • EB/DLA09-16 	Compatible with <ul style="list-style-type: none"> • EB/DLA04-08E • E(D/B)LA11-16D • EHBH/X04-08E • EBBH/X11-16D
		

Note: According to G3 building regulations, all cylinders [except the thermal store] must be used with the G3 kit

R-32 **BLUEEVOLUTION**

UK.PPC/R32

Pre-Plumbed R-32 Cylinder



Features:

- Plug & play installation, all key hydraulics included to ensure a fast and easy installation
- The perfect partner to the Daikin Altherma Monobloc
- Available with the wiring box for separate connections and local power supply for the immersion heater
- With on board pump and 20L buffer vessel, these pre plumbed cylinders can also be used as a hydraulic separation between the primary and secondary circuits.
- Optimise floor space, our slimline model has a small footprint, making it ideal for smaller properties
- Maximum performance, built-in 20 litre buffer vessel, which can also be used as hydraulic separation and pre-fitted pump and magnetic filter to ensure the best performance from the Daikin Altherma Monobloc
- Pre-fitted with 20 litre buffer vessel / hydraulic separator, G3 kit (expansion vessel supplied loose), wiring box, diverter valve, on board pump, magnetic filter, automatic air vents and immersion heater.

Domestic hot water cylinder			UK.PPC150/R32SS	UK.PPC180/R32SS	UK.PPC210/R32SS	UK.PPC250/R32SS	UK.PPC300/R32SS
Description			150l pre-plumbed cylinder	180l pre-plumbed cylinder	210l pre-plumbed cylinder	250l pre-plumbed cylinder	300l pre-plumbed cylinder
Trade Unit Price			£2,497.00	£2,618.00	£2,635.00	£2,668.00	£3,144.00
Suitable for			Daikin Altherma R-32 Monobloc				
Energy efficiency class			B	B	C	C	C
Standing heat loss (ErP)	W		54	58	63	88	96
Storage volume	litres		148	179	209	248	301
Standing heat loss	kWh/24h		1.29	1.39	1.50	2.10	2.29
Max water temperature	°C		90	90	90	90	90
Pump	Quantity		1	1	1	1	1
	Nr of Speeds		PWM	PWM	PWM	PWM	PWM
	Nominal ESP	kPa	80	80	80	80	80
	Power Input	W	52	52	52	52	52
Primary immersion heater capacity			3	3	3	3	3
Primary immersion heater power supply			1-phase / 230V / 50Hz	1-phase / 230V / 50Hz	1-phase / 230V / 50Hz	1-phase / 230V / 50Hz	1-phase / 230V / 50Hz
Primary immersion heater recommended fuses			A	16	16	16	16
Secondary immersion heater capacity			3	3	3	3	3
Secondary immersion heater power supply			1-phase / 230V / 50Hz	1-phase / 230V / 50Hz	1-phase / 230V / 50Hz	1-phase / 230V / 50Hz	1-phase / 230V / 50Hz
Secondary immersion heater recommended fuses			A	16	16	16	16
Height	mm		1420	1545	1735	2020	2020
Diameter	mm		550	550	550	550	600
Empty weight	kg		48	58	61	73	88
Material inside cylinder			Stainless steel 2304				
Piping connections (diameter)	Water inlet H/E	mm	28	28	28	28	28
	Water outlet H/E	mm	28	28	28	28	28
	Cold water in	mm	22	22	22	22	22
	Hot water out	mm	22	22	22	22	22
	Space heating flow	mm	28	28	28	28	28
	Space heating return	mm	28	28	28	28	28

Domestic hot water cylinder			UK.PPC150SL/R32SS	UK.PPC180SL/R32SS
Description			150l slimline pre-plumbed cylinder	180l slimline pre-plumbed cylinder
Trade Unit Price			£2,594.00	£2,783.00
Suitable for			Daikin Altherma R-32 Monobloc	
Energy efficiency class			B	B
Standing heat loss (ErP)	W		52	58
Storage volume	litres		152	178
Standing heat loss	kWh/24h		1.23	1.39
Max water temperature	°C		90	90
Pump	Quantity		1	1
	Nr of Speeds		PWM	PWM
	Nominal ESP	kPa	80	80
	Power Input	W	52	52
Primary immersion heater capacity			3	3
Primary immersion heater power supply			1-phase / 230V / 50Hz	1-phase / 230V / 50Hz
Primary immersion heater recommended fuses			A	16
Secondary immersion heater capacity			3	3
Secondary immersion heater power supply			1-phase / 230V / 50Hz	1-phase / 230V / 50Hz
Secondary immersion heater recommended fuses			A	16
Height	mm		1869	1990
Diameter	mm		475	475
Empty weight	kg		61	69
Material inside cylinder			Stainless steel 2304	Stainless steel 2304
Piping connections (diameter)	Water inlet H/E	mm	28	28
	Water outlet H/E	mm	28	28
	Cold water in	mm	22	22
	Hot water out	mm	22	22
	Space heating flow	mm	28	28
	Space heating return	mm	28	28

R-32 **R-410A**

EKHWSU-D

Hot Water Cylinder



Domestic hot water cylinder			SB.EKHWSU150/EKEXP	SB.EKHWSU180/EKEXP	SB.EKHWSU200/EKEXP	SB.EKHWSU250/EKEXP	SB.EKHWSU300/EKEXP
Description			150L unvented cylinder (Including EKEXPVES)	180L unvented cylinder (Including EKEXPVES)	200L unvented cylinder (Including EKEXPVES)	250L unvented cylinder (Including EKEXPVES)	300L unvented cylinder (Including EKEXPVES)
Trade Unit Price			£1,463.00	£1,527.00	£1,542.00	£1,619.00	£1,693.00
Suitable for			R-32 Split and Monobloc systems				
Energy efficiency class			B	B	B	B	B
Standing heat loss (ErP)	W		45	50	55	60	68
Storage volume	litres		145	174	192	242	292
Standing heat loss	kWh/24h		1.1	1.2	1.3	1.4	1.6
Max water temperature	°C		75	75	75	75	75
Booster heater capacity	kW		3	3	3	3	3
Power supply			1-phase / 230V / 50Hz	1-phase / 230V / 50Hz	1-phase / 230V / 50Hz	1-phase / 230V / 50Hz	1-phase / 230V / 50Hz
Recommended fuses	A		20	20	20	20	20
Height	mm		1015	1175	1283	1553	1763
Diameter	mm		595	595	595	595	595
Empty weight	kg		45	50	53	58	63
Material inside cylinder			Stainless steel (EN 1.4521)	Stainless steel (EN 1.4521)	Stainless steel (EN 1.4521)	Stainless steel (EN 1.4521)	Stainless steel (EN 1.4521)
Piping connections (diameter)	Water inlet H/E	inch	3/4 " (female)	3/4 " (female)	3/4 " (female)	3/4 " (female)	3/4 " (female)
	Water outlet H/E	inch	3/4 " (female)	3/4 " (female)	3/4 " (female)	3/4 " (female)	3/4 " (female)
	Cold water in	inch	3/4 " (female)	3/4 " (female)	3/4 " (female)	3/4 " (female)	3/4 " (female)
	Hot water out	inch	3/4 " (female)	3/4 " (female)	3/4 " (female)	3/4 " (female)	3/4 " (female)

Features:

- This stainless steel unvented cylinder is the ideal partner for Daikin Altherma R-32 Split and Low temperature monobloc systems
- Fitted with a 3kW immersion heater as standard
- Quick and easy installation with semi pre-plumbed G3 safety kit included
- Supplied with 3-way valve

R-32 **R-410A**

EKHWP-PB

Thermal Store



Thermal Store			EKHWP300PB	EKHWP500PB
Description			Thermal Store 300 litre (compatible with pressurised solar)	Thermal Store 500 litre (compatible with pressurised solar)
Trade Unit Price			£1,635.00	£2,031.00
Dimensions	Height x Width x Depth	mm	1650 x 595 x 615	1660 x 790 x 790
Weight		kg	58	89
Energy efficiency class			B	B
Standing heat loss (ErP)			64	72
Water volume		litres	294	477
Max. water temperature		°C	85	85
Insulation ^[1]		kWh/24h	1.5	1.7
Heat Exchanger (Heat Source)	Material		Stainless Steel (DIN1.4404)	Stainless Steel (DIN1.4404)
	Surface Area	m ²	2.7	3.8
	Internal coil volume	litres	13.2	19
Heat Exchanger (Domestic hot water)	Material		Stainless Steel (DIN1.4404)	Stainless Steel (DIN1.4404)
	Surface Area	m ²	5.6	5.8
	Internal coil volume	litres	27.1	29.0
Heat Exchanger (Pressurised Solar)	Material		Stainless Steel (DIN1.4404)	Stainless Steel (DIN1.4404)
	Surface Area	m ²	0.8	1.7
	Internal coil volume	litres	4.2	12.5
Thermal Performance	Hot water volume without reheating at draw-off rate 12l/m	litres	153 ^[2]	282 ^[2]
			252 ^[3]	240 ^[3]
			321 ^[4]	444 ^[4]
	Hot water volume without reheating at draw-off rate 8l/m	litres	284 ^[2]	324 ^[2]
			283 ^[3]	288 ^[3]
			352 ^[4]	492 ^[4]
Piping connections (diameter)	Heat source in/out	inch	G 1" (female) / 1" (male)	G 1" (female) / 1" (male)
	Potable water in/out	inch	G 1" (female) / 1" (male)	G 1" (female) / 1" (male)
	Pressurised solar in/out	inch	G 3/4" (female) / 1" (male)	G 3/4" (female) / 1" (male)

^[1] Heat loss according to EN12897 and EN 15332

^[2] Inlet temperature = 10°C / Tapping temperature = 40°C / Storage temperature = 50°C

^[3] Inlet temperature = 10°C / Tapping temperature = 40°C / Storage temperature = 60°C

^[4] Inlet temperature = 10°C / Tapping temperature = 40°C / Storage temperature = 65°C

Accessories:

Accessory Ref	Description	Trade Price
165215	Fill and drain connection - Recommended to be ordered with every thermal store	£34.00
165070	Gravity break set - Avoids thermal heat loss from thermal store due to thermo-siphon effect.	£9.00
164102-RTX	Solar flow setter - Flow regulating valve with flow indicator (2-16 l/min), for balancing solar flow in cascade installations	£78.00
165113	Secondary circulation kit - connection for secondary hot water connections	£118.00
EKBH3S	3kW immersion heater for thermal store	£290.00
EKEPHYHT35H	300l thermal store connection kit (R-32 Hybrid)	£194.00
EKEPRHLT3HX	300l Thermal store connection kit - Heating only & Reversible (R-32 H HT, H-Split, R-Split and Monobloc)	£164.00
EKEPRHLT5H	500l Thermal store connection kit - Heating only (R-32 H HT, H-Split, R-Split and Monobloc)	£214.00
EKEPRHLT5X	500l Thermal store connection kit - Reversible (R-32 H HT, H-Split, R-Split and Monobloc)	£300.00
EKEPHT3H	300L Thermal Store connection kit (R410 Hybrid/HT R-Split)	£267.00
EKEPHT5H	500L Thermal Store connection kit (R410 HT R-Split)	£390.00









Features:

- This hot water thermal storage tank provides instantaneous hot water and serves as a heat storage medium

Heat Pump UK Accessories Overview

Wall Brackets

Our condensing wall brackets provide a professional finish to the installation of our wall mounted outdoor condensing air source heat pumps. All our brackets are supplied with the crossbar and spirit level allowing the uprights to be spaced exactly as required, and to help level the unit on uneven walls. All components receive a powder coating, with a scratch-resistant, textured finish in ivory white or black. Available with two or three support arms, they can be used with a wide range of Daikin Altherma outdoor units.

Wall brackets	Description	No of Support Arms	Support Arm's Length	Safe Working Load (kg)	
K.CWB140-2	Wall bracket for outdoor unit – Ivory	2	540	140	
K.CWBLSS	Wall bracket for outdoor unit – Stainless Steel	2	540	140	
K.CWBXL	Wall bracket for outdoor unit – Ivory	2	660	250	
K.CWBXLSS	Wall bracket for outdoor unit – Stainless Steel	2	660	250	
UK.CWBXL3A	Wall bracket for outdoor unit – Ivory	3	660	250	
UK.CWBXXL3A-B	Wall bracket for outdoor unit – Black	3	780	250	
UK.CBR2XXL-B	Wall bracket for outdoor unit – Black	2	780	250	
UK.CWBXL3A-B	Wall bracket for outdoor unit – Black	3	660	250	

Condensate Drip Trays

These metal drip trays have a convex profile and a recessed surface flush, drain hose adaptor, minimising the amount of standing water left in the tray. Supplied with fixing arms for mounting different bracket sizes. For improved corrosion resistance, the drip trays are treated with zinc plated, ED coating, and powder coated to RAL7032.

Condensate Trays	Description	Dimensions (mm)
K.DT1	Condensate drip tray size 1	800 x 400 x 50
K.DT2	Condensate drip tray size 2	1100 x 400 x 50
UK.DT3	Condensate drip tray size 3	1300 x 550 x 50
UK.DT5	Condensate drip tray size 5	1400 x 400 x 50
UK.DT4	Condensate drip tray size 4	1420 x 500 x 50



Example Drip Tray: K.DT2
Wall bracket supplied separately

Flexi-Feet

Flexi-feet support for air source heat pumps, air conditioning outdoor units and a variety of outdoor equipment. Made from heavy-duty recycled rubber. The 21 x 41mm galvanised steel strut is supplied bonded with rubber. Drain slots are moulded to the underside of the foot.

Flexi-feet	Description	Height (mm)	No of Feet	
K.FF600S	Two flexi-feet (Standard) to mount the outdoor unit	100	2	
K.FF600ASN	Two flexi-feet, 100mm height, to mount the outdoor unit	100	2	
UK.FF600S1503	Three flexi-feet, height 150mm, to mount the outdoor unit	150	3	
UK.FF600H150	Two flexi-feet, height 150mm, to mount the outdoor unit	150	2	

Floor Brackets

When units are mounted at floor level, condensate discharge needs to be directed towards a drain or soakaway to avoid condensate causing a slip hazard. This floor bracket kit allows the metal tray to be mounted onto a flexi foot kit or flexi lite slab and foot kit. The air source heat pump can then be mounted onto the top of the bracket.

Floor Brackets	Description	No of Brackets
K.DTFB	Floor bracket kit to mount drip tray to flexi-feet	4
UK.DTFB3	Floor bracket kit to mount drip tray for 3 flexi-feet or wall bracket	6



Flexi-Hoses

These flexible hoses are designed to meet the requirements of the MCS MIS 3005 installation specifications to allow the flow and return pipework to connect to a heat pump. The flexible hoses help avoid transmission of vibration in the pipework and allow for a smooth bend when connecting the flow and return pipe to the heat pump. The 28mm hose is sleeved within a stainless steel braid for added protection, available in female or male BSP (British Standard Pipe) thread at one end and 28mm compression fitting at the other. All flexible hoses come complete with external grade PVC coated 19mm thick insulation.

Flexi-hoses	Description	Length (mm)	No of Hoses
K.HOSE500	Pair of flexible hoses (Length 500mm, 19mm tough PVC coat insulation, 1" FBSP, 28mm compression)	500	2
K.HOSE750	Pair of flexible hoses (Length 750mm, 19mm tough PVC coat insulation, 1" FBSP, 28mm compression)	750	2
K.HOSE750EL	Pair of flexible hoses with elbow (Length 750mm, 19mm tough PVC coat insulation, 1" FBSP, 28mm compression)	750	2
UK.HOSE300EL	Pair of flexible hoses with elbow (Length 300mm, 19mm tough PVC coat insulation, 1" FBSP, 28mm compression)	300	2



Protective Guards

These Pump House manufactured weather-resistant, steel mesh guards offer a safe solution to vandalism and accidental damage to your expensive air source heat pump. Ideal for most Daikin Altherma air source heat pumps. The CG750 condensing guard range has a split wall frame that allows for easy placement of the guard following installation of the condensing unit. You can work around pipework and electrical connections hassle-free. Note: 750 refers to the depth of the guard.



K.CGM



UK.CG-750S-INV

Protective Guards	Description
K.CGL	Outdoor unit guard for twin fan outdoor units
K.CGFP	Front/Back panel for use with K.CGL
K.CGM	Outdoor unit guard for single fan outdoor units
K.CGFP	Front/Back panel for use with K.CGM
K.CGPM	Top/Bottom panel for use with K.CGM/L
UK.CG-750S-INV	Outdoor Unit Guard for EB/DLA-E (4-6-8) Monobloc

Through-Wall Insulation Sleeves

These through-wall insulation sleeves are ideal for running pipework from an externally mounted air source heat pump into a property. The hot pipework can be affected by cold bridging and heat loss if not insulated correctly. MIS 3005 requires external pipework and pipework running through external walls to be adequately insulated. The through-wall insulation kit provides both thermal insulation within the wall and comes complete with an elbow section to cover the external copper pipe connection.

Through-Wall Insulation	Description
K.SLEEVE	Through-Wall insulation suitable for 22 and 28mm pipe (19mm tough PVC coat insulation)



Heat Pump Accessories

Accessory Ref	Description	Trade Price
Wall brackets		
K.CWB140-2	Wall bracket for outdoor unit (140kg, 540mm long, 2 arms)	£67.00
K.CWBLSS	Wall bracket for outdoor unit (140kg, 540mm long, 2 arms) - Stainless Steel	£206.00
K.CWBXL	Wall brackets for outdoor units (250kg, 660mm long, 2 arms)	£103.00
K.CWBXLSS	Wall brackets for outdoor units (250kg, 660mm long, 2 arms) - Stainless Steel	£416.00
UK.CWBXL3A	Wall bracket for outdoor unit (250kg, 660mm long, 3 arms, ivory)	£161.00
UK.CWBXXL3A-B	Wall bracket for outdoor unit (250kg, 780mm long, 3 arms, black)	£202.00
UK.CBR2XXL-B	Wall bracket for outdoor unit (250 kg, 780mm long arm, 2 arms, black)	£141.00
UK.CBR2XXL	Wall bracket for outdoor unit (250 kg, 780mm long arm, 2 arms, ivory white)	£173.00
UK.CWBXL3A-B	Wall bracket for outdoor unit (250kg, 660mm long, 3 arms, black)	£172.00
Condensate trays		
K.DT1	Condensate drip tray (800 x 400 x 50mm)	£79.00
K.DT2	Condensate drip tray (1100 x 400 x 50mm)	£87.00
UK.DT3	Condensate drip tray (1300 x 550 x 50mm)	£122.00
UK.DT5	Condensate drip tray (1400 x 400 x 50mm)	£101.00
UK.DT4	Condensate drip tray (1420 x 500 x 50mm)	£123.00
Flexi-feet		
K.FF600S	Two of flexi-feet (Standard) to mount the outdoor unit	£67.00
K.FF600ASN	Two of flexi-feet, 100mm height, for mounting outdoor unit	£69.00
UK.FF600S1503	Three flexi-feet, height 150mm, to mount the outdoor unit	£130.00
K.DTFB	Floor bracket kit to mount drip tray to flexi-feet	£58.00
UK.DTFB3	Floor bracket kit to mount drip tray for 3 flexi-feet or wall bracket	£93.00
UK.FF600H150	Two flexi-feet, height 150mm, to mount the outdoor unit	£82.00

Accessory Ref	Description	Trade Price
Flexi-hoses		
K.HOSE500	Pair of flexible hoses (Length 500mm, 19mm tough PVC coat insulation, 1" FBSP, 28mm compression)	£81.00
K.HOSE750	Pair of flexible hoses (Length 750mm, 19mm tough PVC coat insulation, 1" FBSP, 28mm compression)	£102.00
K.HOSE750EL	Pair of flexible hoses with elbow (Length 750mm, 19mm tough PVC coat insulation, 1" FBSP, 28mm compression)	£145.00
UK.HOSE300EL	Pair of flexible hoses with elbow (Length 300mm, 19mm tough PVC coat insulation, 1" FBSP, 28mm compression)	£111.00
Protective guards		
K.CGL	Outdoor unit guard for twin fan outdoor units	£541.00
K.CGFPL	Front/Back panel for use with K.CGL	£176.00
K.CGM	Outdoor unit guard for single fan outdoor units	£453.00
K.CGFPML	Front/Back panel for use with K.CGM	£137.00
K.CGBPML	Top/Bottom panel for use with K.CGM/L	£92.00
UK.CG-750S-INV	Outdoor Unit Guard for EB/DLA-E (4-6-8) Monobloc	£502.00
Other		
K.SLEEVE	Through wall insulation suitable for 22 & 28mm pipe (19mm tough PVC coat insulation)	£45.00
EKUMBPART	Third party tank connection kit for dry pocket - 3 way valve, pocket sensor and contact wiring harness	£271.00
Antifreeze Valves		
UK.AFVALVE2/JKT	Anti-freeze valve pack with compression fittings & jackets (pack contains 2 valves)	£258.00
AFVALVE1	Anti-freeze valve for glycol free systems (two required per heat pump)	£116.00

Compatibility Table

	Low Capacity Monobloc (4-6-8)	High Capacity Monobloc (9-16)	R-32 Low Capacity R Split (4-6-8)	R-32 High Capacity R Split (11-16)	R-32 H HT Low & High Capacity (8-18)	R410 Hybrid I (single fan)	R-32 Hybrid Monobloc (single fan)
	ED(B)LA-EV3	ED(B)LA-D3V3/W1	ERGA-EVA	ERLA-DV3/W1	EPRA-DV3	EVLQ-CV3	EJHA04AV3
Wall brackets							
K.CWB140-2				✓			
K.CWBLSS				✓			
K.CWBXL	✓		✓			✓	✓
K.CWBXLSS	✓		✓			✓	✓
UK.CWBXL3A							
UK.CWBXXL3A-B		✓					
UK.CBR2XXL-B				✓	✓		
UK.CBR2XXL				✓	✓		
UK.CWBXL3A-B							
Condensate trays							
K.DT1			✓			✓	✓
K.DT2				✓			
UK.DT3				✓			
UK.DT5	✓						
UK.DT4		✓			✓		
Flexi-feet							
K.FF600S			✓			✓	✓
K.FF600ASN			✓			✓	✓
UK.FF600S1503		✓					
K.DTFB	✓		✓	✓	✓	✓	✓
UK.DTFB3		✓					
UK.FF600H150	✓		✓	✓	✓		
Flexi-hoses							
K.HOSE500	✓	✓			✓		✓
K.HOSE750	✓	✓			✓		✓
K.HOSE750EL	✓	✓			✓		✓
UK.HOSE300EL	✓	✓			✓		✓
Protective guards							
K.CGL							
K.CGFPL							
K.CGM			✓				
K.CGFPM			✓				
K.CGBPML			✓	✓			
UK.CG-750S-INV	✓						
Third party cylinder connection kits							
EKUMBPART	✓	✓	✓	✓	✓		✓
EKTH3							✓
Antifreeze Valves							
UK.AFVALVE2/JKT	✓	✓			✓		✓
AFVALVE1	✓	✓			✓		✓



Altherma 3 WS

Ambient loop heat pump solution

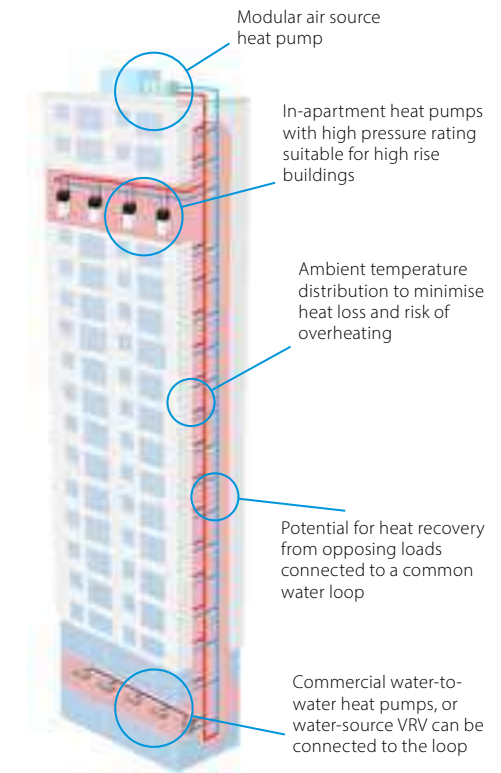
Daikin provides apartment buildings with sustainable and high energy performance heating equipment. Our combined Applied and Residential Heating products offer an integrated system that easily overcomes the practical concerns of both existing and new build apartment developments of all scales.

The Residential EWSA water-to-water heat pump is located within each apartment to efficiently and quietly heat, cool and provide domestic hot water. The EWSA units are connected to a water loop running around the building maintained at ambient temperature.

The system uses the Applied EWYT~B- and EWYT~CZ as a central air-source heat pump to maintain the temperature of the ambient loop. This means the Daikin Altherma WS can ensure heating/cooling comfort, sanitary hot water and individual temperature control to the individual dwellings.

This system can also be completed with a wide and flexible range of Daikin emitters, underfloor heating, heat pump convectors or radiators (non Daikin), which allows free choice of the most appropriate solution for the project.

As the system distributes energy around the building at near ambient temperatures, heat losses commonly associated with communal heating systems are all but eradicated. Not only does this save energy but also greatly reduces the risk of overheating.



Learn more here:



Key system advantages:

- Utilises renewable (or recovered) energy
- Low carbon heat pump solution delivers significant CO₂ reductions over traditional systems
- Low carbon solution helps reduce carbon off set payments
- Energy centre not required, saving valuable space
- Heating, hot water and cooling via a 2 pipe network offers capital savings over a traditional 4 pipe solution
- Intuitive user controls and internet connectivity as standard
- In-apartment heat pump has integrated back up heater, so heating and hot water is maintained in any eventuality

EWSAH/X-D9W

Altherma 3 WS



Accessories:

Accessory Ref	Description	Trade Price
BRC1HHDW	Madoka Heating - White	£108.00
BRC1HHD5	Madoka Heating - Silver	£108.00
BRC1HHDK	Madoka Heating - Black	£108.00
EKPCCAB4	PC cable – to upload field settings from PC to unit	£277.00
KRCS01-1	Optional remote temperature sensor for indoor unit(1)	£68.00
EKRP1HBA	Optional PCB kit for remote alarm monitoring, run and fault indication and bivalent operation	£159.00
EKRP1AHT	Optional PCB for power limitation	£159.00
DCOM-LT/MB	Daikin Altherma Modbus Gateway	£304.00
DCOM-LT/IO	Daikin Altherma I/O Gateway	£311.00
K.FERNOXTF1	Fernox magnetic filter 1"	£140.00
K.FERNOXTF1FL	Fernox magnetic filter 1" and F1 inhibitor fluid (500ml)	£165.00
EKUHWG3DS	G3 Kit (8l)	£159.00
UK.INBUFFER/10L	10L Inline Buffer Vessel	£268.00
UK.INBUFFER/20L	20L Inline Buffer Vessel	£294.00

Indoor Unit (floor standing)			EWSAH06UD9W	EWSAX06UD9W
			Performance at 25°C inlet temperature	
35°C flow Heating	Min	kW	2	2
	Nom	kW	5.8	5.8
	Max	kW	10.6	10.6
Power input	Nom	kW	0.6	0.6
COP			9.6	9.6
55°C flow Heating	Min	kW	1.3	1.3
	Nom	kW	6.4	6.4
	Max	kW	9.48	9.48
Power input	Nom	kW	1.4	1.4
COP			4.7	4.7
7°C flow Cooling	Capacity	kW	-	9.1
Function			Heating and hot water	Heating, cooling and hot water
Casing	Colour		White	White
	Material		Pre-coated sheet metal	Pre-coated sheet metal
Dimensions	Height x Width x Depth	mm	1,891 x 597 x 666	1,891 x 597 x 666
Weight		kg	222	222
Hot water tank	Material		Stainless steel (EN 1.4521)	Stainless steel (EN 1.4521)
	Water volume	litres	180	180
	Standing losses	kWh/24h	1.4	1.4
	Immersion heater	kW	DHW back up & boost by inline electric back up heater	
Hydraulic characteristics	Energy source/Water loop	mm	28	28
	Water connections DHW	mm	22	22
	Water connections	mm	22	22
	Space heating			
Inlet temperature range		°C	-10 ~ +30	-10 ~ +30
Leaving water temperature range	Heating	°C	+15 ~ +60	+15 ~ +60
	Cooling	°C	+5 ~ +20	+5 ~ +20
	Hot water	°C	+25 ~ +60	+25 ~ +60
Minimum water volume		litres	20	20
Minimum flow rate	Heating	l/min	0	0
	Cooling	l/min	10	10
Sound pressure / power level	Heating	dBA	27.0 / 39.0	27.0 / 39.0
Refrigerant charge	R-32	kg	1.7	1.7
Power supply			1-phase / 230V / 50Hz	1-phase / 230V / 50Hz
Recommended fuses	Heat pump**	A	32	32
Pressure Rating		Bar	16	16
Source water flow rate		l/min	9.6	9.6
Trade Unit Price			£6,817.00	£7,381.00

Sound pressure level measured at 1m from the unit

* ErP Seasonal space heating efficiency data, space cooling and domestic hot water heating please see data book

** Can be reduced to 16 Amp if back up heater can be reduced to 3 kw by commissioning setting

Commission Packs:

Commission Pack Ref	Description	Net price
UK.FSHEAT/WSCOMMS(3)	Commissioning assistance <10 EWSA-D units	POA
UK.FSHEAT/WSCOMMS1(3)	Commissioning assistance 11 to 50 EWSA-D units	POA
UK.FSHEAT/WSCOMMS2(3)	Commissioning assistance >50 EWSA-D units	POA

Notes:

- Every EWSA-D must be purchased alongside a G3 Kit
- Only one optional remote sensor can be installed
- Commissioning assistance must be purchased alongside each EWSA-D

R-32

EWYT~B- A New Generation of Heat Pump Multi-Scroll Chillers for Altherma 3 WS ambient loop

Future proof air cooled heat pump scroll chiller series with refrigerant R-32

The best performance and the lowest combined levels of direct and indirect CO₂ emissions

- Wide Capacity range: Heating 82-650kW, Cooling 75-610kW (Nominal conditions)
- Possibility to increase the capacity with new back-to-back special version: Heating up to 1300kW, Cooling up to 1220kW (Nominal conditions)
- Top class efficiency, SEER up to 4,92 and SCOP up to 4,06
- Available in silver and gold efficiency versions
- Dedicated R-32 optimised scroll compressors and heat exchangers for hot water production up to 60°C (Nominal conditions)
- The Global Warming Potential (GWP) of R-32 refrigerant is 675, which is only one third compared to commonly used R-410A refrigerant
- As a single component refrigerant, R-32 is also easier to recycle and reuse – another environmental plus in its favour
- Optimised Copper-Aluminium coils improving performances and de-frosting operation
- Standard, Low and Reduced sound configurations
- One or two independent refrigerant circuits
- Extensive option list including on-board pump kits with or without buffer tank, inverter pump with possibility for variable primary flow control, on-board sequencing
- Full compatibility with Daikin on-site cloud-based monitoring

Two Copper/Aluminium condenser coil layouts available



Parallel coils

- Slim layout
- Alucoat Fins Coils as standard with option for Blygold

Double-V coils

- Broad layout
- Alucoat Fins Coils as standard with option for Blygold



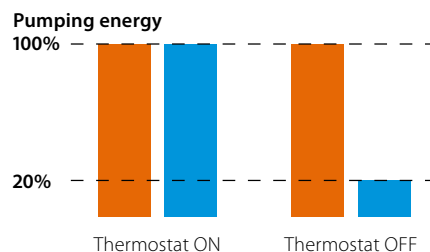
BLUEvolution +

Optimised heating

VFD pumps and variable flow control options available

- Variable pump speed control via external 0-10 volt signal
- "Thermostat on" and "thermostat off" pump speed management
- Variable primary flow control

■ No VFD
■ VFD



Intelligent Chiller Manager

Connection to Intelligent Chiller Manager

Daikin offers the Intelligent Chiller Manager option, allowing energy optimisation of the system and, when necessary, full customisation of the control solutions, even in more complex installations.

- High number of units
- Cooling and Heating mode
- Peripheral controls

LOOP
BY DAIKIN 247

EWYT~B-XRA~

For Altherma 3 WS ambient loop

Heat Pump – High Efficiency – Reduced Sound



EWYT~B-XR~ R-32 Multi-Scroll ASHP Chiller - Cooling & Heating - High Efficiency - Reduced Sound																			
Model	EWYT***B-XRA~		085 ^[1]	115	135	175	215	215 ^[1]	235	265	310	350	400	440	500	560	600	630	650
Cooling capacity	FWT 20 °C, Amb 35°C, 5K Delta Temp	kW	114	145	173	230	283	292	325	351	399	454	513	570	650	718	775	822	854
Power input	Cooling design	kW	30	40	49	67	85	79	87	98	111	127	144	160	187	212	230	244	234
Heating capacity	FWT 25 °C, Amb -5°C, ^[1]	kW	62 ^[1]	81	97	129	161	157 ^[1]	175	189	222	256	289	321	365	406	433	460	468
Power input heating	Heating ^[1]	kW	17.7 ^[1]	22	26	34	42	42.3 ^[1]	47	51	56	64	74	81	93	104	113	120	127
Capacity control	Method		Step																
	Minimum capacity	%	50	38	50	38	50	19	17	25	22	19	17	25	22	19	18	17	17
EER	Design	kW/kW	3.83	3.59	3.53	3.44	3.33	3.71	3.74	3.59	3.60	3.57	3.57	3.56	3.47	3.38	3.37	3.37	3.66
SEER	EN14825 (Fan coil application)		4.21	4.37	4.21	4.41	4.16	4.42	4.43	4.13	4.74	4.80	4.82	4.63	4.92	4.89	4.83	4.79	4.72
ESEER	Cooling (Part L - SBEM)		4.13	4.18	4.13	4.09	4.08	4.21	4.19	4.04	4.31	4.32	4.30	4.36	4.46	4.41	4.38	4.35	4.05
COP	Design	kW/kW	3.53 ^[1]	3.61	3.75	3.79	3.82	3.74 ^[1]	3.75	3.73	3.95	3.97	3.91	3.97	3.92	3.89	3.82	3.83	3.68
SCOP	EN14825 (Low temp heat pump)		3.66	3.71	3.65	3.83	3.74	3.70	3.82	3.81	4.06	4.01	3.95	4.03	3.99	4.04	4.00	3.98	3.88
Dimensions	Height	mm	1,801	1,801	1,801	1,801	1,801	1,801	1,801	1,801	2,516	2,516	2,516	2,516	2,516	2,516	2,516	2,516	2,516
	Width	mm	1,211	1,211	1,211	1,211	1,211	1,211	1,211	1,211	2,224	2,224	2,224	2,224	2,224	2,224	2,224	2,224	2,224
	Depth	mm	2,825	3,426	3,426	4,028	4,628	5,550	6,223	6,223	4,316	4,316	5,211	5,211	6,112	6,112	7,010	7,010	7,010
Operating weight		kg	938	941	1,007	1,393	1,564	2,435	1,796	1,827	3,216	3,402	3,751	4,097	4,399	4,656	4,992	5,159	5,159
Water heat exchanger	Type		Braze plate																
Water flow rate	Cooling	l/s	5.5	6.9	8.3	11.0	13.5	14.0	15.5	16.8	19.1	21.7	24.5	27.3	31.1	34.4	37.1	39.3	40.9
Water pressure drop	Cooling	kPa	18.1	27.9	38.5	36.3	52.7	22.7	27.5	31.7	39.8	50.3	62.6	43.7	55.3	60.6	69.5	77.3	82.8
Water flow rate	Heating ^[1]	l/s	3.7 ^[1]	3.8	4.6	6.2	7.7	9.8 ^[1]	8.4	9.0	10.6	12.2	13.8	15.3	17.4	19.4	20.7	22.0	22.4
Water pressure drop	Heating ^[1]	kPa	9.2 ^[1]	9.6	13.5	12.8	19.1	11.3 ^[1]	9.0	10.4	13.9	17.8	22.3	15.4	19.5	21.7	24.4	27.1	28.0
Air heat exchanger	Type		Copper pipe / aluminium fin																
Compressor	Type		Driven vapour compression (Scroll)																
	Quantity		2	2	2	2	2	4	4	4	4	4	4	4	5	6	6	6	6
Fan	Type		Direct propeller																
	Quantity		6	8	8	10	12	14	16	16	7	8	10	10	12	12	14	14	14
Sound power level	Cooling Nom. (ISO 9614-1)	dB(A)	77	81	83	85	87	84	85	86	84	84	85	86	86	86	87	87	92
Sound pressure level	Cooling Nom. (@ 1m)	dB(A)	59	63	65	67	68	65	65	66	64	64	65	65	65	66	66	66	71
Refrigerant	Type/GWP		R-32/675																
	Total charge	kg	17	29	30	35	44	50	50	55	70	70	85	100	115	129	144	158	158
	Quantity of circuits		1	1	1	1	1	2	2	2	2	2	2	2	2	2	2	2	2
Piping connections	Evaporator water inlet/outlet (OD)	mm	88.9	88.9	88.9	88.9	88.9	88.9	88.9	88.9	88.9	88.9	88.9	88.9	88.9	88.9	88.9	88.9	88.9
Electrical data	DOL Starting current Max	A	213	329	343	465	497	412	429	443	572	606	644	674	728	773	811	841	841
	Running current Cooling Design	A	58	71	83	112	141	136	147	161	190	217	241	270	314	359	387	411	394
	Running current Max	A	70	87	101	133	165	170	186	201	240	274	312	342	395	441	479	509	509
	Voltage/Phase/Frequency	V/Ph/Hz	400-3-50																
EWYT~B-XR~ Trade Price			POA	POA	POA	POA	POA	POA	POA	POA	POA	POA	POA	POA	POA	POA	POA	POA	POA

Please note: (Standard and Low noise versions are available)

^[1] 4K heating mode delta temp for EWYT085B-XRA1 and EWYT215B-XRA2 data. 5K heating mode delta temp for all other model sizes data. Zero fouling factor, pure water

All models include the following recommended options: OPT-15 Under/over voltage control, OPT-43 Condenser Coil Guards, OPT-58 Evaporator flow switch, OPT-75 Rubber antivibration mounts, OPT-114 Nordic kit, OPT-115 Water filter

Possibility to increase the capacity with new Back-to-Back special version: Heating up to 1300kW, Cooling up to 1220kW (Nominal conditions) Applicable to high efficiency model sizes between 350 and 650.

Mandatory commissioning by Daikin Airconditioning UK, see page 325.

EWYT-CZ

For Altherma 3 WS ambient loop

Air Cooled Water Chiller Inverter Scroll Compressor - Heat Pump



Features:

- R-32 refrigerant product with GWP of 675 reduces the environmental impact by 68% compared to R-410A and leads directly to lower energy consumption thanks to its high energy efficiency
- As a single component refrigerant, R-32 is also easier to recycle and reuse
- Daikin inverter scroll compressors on all stages with possibility for MAX mode to increase capacity output
- Available in air cooled cooling only and air source heat pump versions
- Possibility for 60°C Condenser Leaving Water Temperature
- Inverter driven propeller type AXIAL fan
- High efficiency copper fin and aluminium tube type outdoor exchanger with integral sub-cooler and anti-corrosion treatment
- New modern casing design
- Possibility for inverter drive on-board hydronic pump in standard or high lift
- New MicroTech 4 controller allowing full compatibility with optional Daikin on-site, cloud-based monitoring

Air Cooled- R-32 Inverter Scroll Compressor - Heat Pump																			
Model	EWYT***CZ	EWYT016CZNB1		EWYT021CZNB1		EWYT025CZNB1		EWYT032CZNB1		EWYT040CZNB1		EWYT040BCZNB2		EWYT050CZNB2		EWYT064CZNB2		EWYT090CZNB2	
Operating Mode		Normal	Max	Normal	Max	Normal	Max	Normal	Max	Normal	Max	Normal	Max	Normal	Max	Normal	Max	Normal	Max
Cooling capacity	FWT 20°C, Amb 35°C, kW 5K Delta Temp	22.7	25.9	31.1	35.7	36.5	41.5	46.4	54.8	57.0	65.0	59.5	70.4	72.6	82.7	91.1	102.8	126.4	140.0
Power input	Cooling design kW	5.91	7.64	7.18	9.68	9.59	12.1	11.3	15.0	14.3	18	14.6	19.9	19.1	24.2	24.3	31.2	34.1	42.7
Heating capacity	FWT 25°C, Amb -5°C, ⁽¹⁾ kW	11.5	13.1	14.67 ⁽¹⁾	17.23 ⁽¹⁾	17.7	20.2	23.3	25.9	28.0	32.0	29.3 ⁽¹⁾	34.7	35.4	40.6	44.1	49.1	61.7	68.0
Power input heating	Heating kW	3.08	3.61	3.82	4.66	4.93	5.92	6.06	7.50	7.70	9.30	7.70	9.48	10.10	12.20	12.40	15.10	17.90	21.40
Capacity control	Method	Variable (Inverter)																	
	Minimum capacity %	18		14		12		19		15		14		12		15		14	
EER	Design kW/kW	3.85	3.40	4.19	3.68	3.81	3.42	4.11	3.67	4.00	3.60	4.07	3.54	3.80	3.42	3.75	3.30	3.71	3.30
SEER	EN14825 (Fan coil application)	5.00	5.00	5.00	5.00	5.06	5.06	5.21	5.21	5.10	5.8	5.41	5.41	5.33	5.33	5.21	5.21	5.03	5.80
COP	Design kW/kW	3.75	3.62	3.84	3.70	3.59	3.42	3.84	3.46	3.70	3.40	3.79	3.66	3.52	3.34	3.56	3.25	3.44	3.20
SCOP	EN14825 (Low temp heat pump)	3.89	3.89	4.00	4.00	4.07	4.07	4.06	4.06	4.10	5.1	4.02	4.02	4.00	4.00	3.98	3.98	4.00	5.00
Dimensions	Height mm	1878		1878		1878		1878		1878		1878		1878		1878		1878	
	Width mm	1152		1152		1152		1753		1753		2304		2304		2905		3506	
	Depth mm	810		810		810		810		810		810		810		810		810	
Operating weight	kg	281		282		282		426		426		565		565		709		856	
Water heat exchanger	Type	Braze plate																	
Water flow rate	Cooling l/s	1.09	1.25	1.45	1.71	1.75	1.99	2.23	2.64	2.60	2.6	2.86	3.38	3.49	3.97	4.38	4.94	6.07	6.6
Water pressure drop	Cooling kPa	38.1	48.3	22.0	29.9	31.1	39.2	37.0	50.1	49.5	50.1	19.2	26.1	27.6	34.9	41.5	51.7	38.8	44.7
Water flow rate	Heating l/s	0.55	0.62	0.87	1.03	0.84	0.97	1.11	1.24	1.40	1.5	1.75	2.07	1.69	1.94	2.11	2.34	2.95	3.3
Water pressure drop	Heating kPa	11.1	13.8	8.9	11.9	8.3	10.6	10.6	12.4	15.0	18.8	8.0	10.8	7.5	9.6	11.1	13.5	10.6	12.6
Air heat exchanger	Type	Cu/Al - Copper tube Aluminium fin exchanger																	
Compressor	Type	Hermetically Sealed Scroll Compressor																	
	Quantity	1		1		1		1		1		2		2		2		2	
Fan	Type	Axial/VFD																	
	Quantity	1		1		1		2		2		2		2		3		4	
Sound power level	Cooling Nom. (ISO 9614-1) dB(A)	76		76		78		79		80		80		81		83		85	
Sound pressure level	Cooling Nom. (@ 1m) dB(A)	60		60		62		62		63		63		64		65		67	
Refrigerant	Type/GWP	R-32/675																	
	Total charge kg	3		5.5		5.5		7		8		12		12		13		16	
	Quantity of circuits	1		1		1		1		1		2		2		2		2	
Piping connections	Evaporator water inlet/outlet (OD) mm	1 1/4" (Female)		1 1/4" (Female)		1 1/4" (Female)		1 1/4" (Female)		1 1/4" (Female)		2" (Female)		2" (Female)		2" (Female)		2" (Female)	
Electrical data	Running current Cooling Design A	13.8	15.0	15.5	18.0	18.1	21.0	25.3	29.0	28.6	32.0	29.5	34.0	34.2	40.0	45.8	53.0	61.7	70.0
	Running current Max A	18.8	19.0	23.1	23.0	25.8	26.0	37.4	37.0	41.8	42.0	45.2	45.0	50.7	51.0	66.7	67.0	91.4	91.0
	Voltage/Phase/Freq	V/Ph/Hz																	
Base Unit + Op.191		EWYT016CZNB1		EWYT021CZNB1		EWYT025CZNB1		EWYT032CZNB1		EWYT040CZNB1		EWYT040BCZNB2		EWYT050CZNB2		EWYT064CZNB2		EWYT090CZNB2	
Trade Price - Base Unit + Op.191		£8,613.00		£9,980.00		£11,256.00		£13,067.00		£15,503.00		£17,009.00		£18,593.00		£21,643.00		£27,303.00	

Pump Options

Model	EWYT016CZPBA1	EWYT021CZPBA1	EWYT025CZPBA1	EWYT032CZPBA1	EWYT040CZPBA1	EWYT040BCZPBA2	EWYT050CZPBA2	EWYT064CZPBA2	EWYT090CZPBA2
Low Lift Pump	Nominal Head kPa	240	230	200	180	160	190	160	210
Trade Price - Base Unit + Low Lift Pump + Op.191		£9,402.00	£11,052.00	£12,347.00	£14,408.00	£17,154.00	£18,519.00	£20,347.00	£23,496.00
High Lift Pump	Nominal Head kPa	470	460	420	400	370	400	360	325
Trade Price - Base Unit + High Lift Pump + Op.191		£9,833.00	£11,374.00	£12,635.00	£14,644.00	£17,804.00	£19,021.00	£20,815.00	£23,927.00

Please note:

[1] 4K Δt heating mode delta temp for EWYT021CZ(N/P/H)BA1 (Normal & Max Mode) and EWYT040CZ(N/P/H)BA2 (Normal Mode). 5K Δt heating mode delta temp for all other model sizes data. Zero fouling factor, pure water.

[2] Commissioning by Daikin Air Conditioning UK is mandatory and can be arranged through your regional service department with pricing detailed on page 325.

Accessories:

Accessory Ref	Description	Trade Price
EKRSC TMS	Temperature sensor for master/slave configuration	£62.00
EKRSC TDH	Tank temperature sensor for DHW application	£255.00
EKRSC IO	IO Extension for VPF, domestic hot water, demand limit, setpoint reset, low noise	£177.00
EKRSC IOH	IO Extension for heating applications (Bivalent Operation & WS Collective Housing)	£608.00

Accessory Ref	Description	Trade Price
EKRSC BMS	External BMS Communication (Modbus RTU/TCP, Bacnet MSTP/IP)	£237.00
EKRSC SM	DoS Router c/w Antenna & M2M Sim Card	£267.00
EKRSC DP	Differential Pressure Transducer for VPF	£1,191.00

R-410A

Daikin Altherma Hybrid Heat Pump System

Refrigerant Split version - F-Gas required



The Daikin Altherma Hybrid Heat Pump System is a unique solution. It combines a high-efficiency gas combi boiler with a renewable energy air-to-water heat pump, all in one efficient, compact heating system.

Daikin Altherma Hybrid Heat Pump System

The smart hybrid logic automatically selects the most energy-efficient and cost-effective operation based on the user's energy tariff at any given temperature. This makes it the most efficient solution on the market.

- Suitable for heating systems requiring flow temperatures up to 80°C
- Single compact indoor unit to minimise space
- No DHW tank needed – hot water delivered by combi boiler
- Suitable for LPG applications for even higher running cost savings
- Simple easy to use backlit control using energy tariffs for automatic control
- All key components built in: A-label pump, expansion vessel, pressure relief
- Heat pump is available in sizes 5 and 7
- Boiler output CH 27kW (80/60) and DHW 33kW (13 l/min at ΔT 35K)
- Boiler SAP 2012 rated 89.1% (natural gas) and 90.1% (LPG)



R-410A

EVLQ / EHYHBH / EHYKOMB

Hybrid Heat Pump System



Outdoor Units			EVLQ05CV3	EVLQ08CV3
Dimensions	Height x Width x Depth	mm	735 x 832 x 307	735 x 832 x 307
Weight		kg	54	56
Nominal capacity	Heating	kW	4.4	7.4
Nominal input	Heating	kW	0.87	1.66
COP	Heating		5.04	4.45
Seasonal space heating efficiency*	Space heating (Average climate) 55°C	Class	A++	A++
		Efficiency	128	127
		SCOP	3.28	3.24
Domestic hot water heating*	Average climate	Class	A	A
		η _{wh}	95	95
		Declared load profile	XL	XL
Operation range (ambient)	Heating	°C	-25~25	-25~25
Sound pressure / power level	Heating	dB(A)	48 / 61	49 / 62
Refrigerant charge	R-410A	kg	1.45	1.6
Piping connections	Liquid	inch	1/4"	1/4"
	Gas	inch	5/8"	5/8"
Max piping length OU to IU		m	20	20
Power supply			1-phase / 230V / 50Hz	1-phase / 230V / 50Hz
Recommended fuses		A	20	20
SAP ID		55°C / 45°C / 35°C	102581 / 102582 / 102583	102591 / 102592 / 102593

* When combined with matching indoor unit

Indoor Unit and boiler wall hung (1 combined unit)				EHYHBH05AV32	EHYHBH08AV32
Indoor Unit (heat pump)					
Function		Heating Only		Heating Only	
To use with		EVLQ05CV3		EVLQ08CV3	
Dimensions	Height x Width x Depth	mm	1075 x 450 x 164	1075 x 450 x 164	
Weight		kg	30	31.2	
Leaving water temperature range	Heating	°C	25~55	25~55	
Minimum water volume		litres	13.5	13.5	
Minimum flow rate		l/min	7	8	
Pump	No. of speeds		Inverter controlled	Inverter controlled	
Expansion vessel volume		litres	10	10	
Minimum water volume		litres	13.5	13.5	

Indoor Unit (boiler)			EHYKOMB33AA2
Function			Heating only
Compatible indoor unit			EHYHBH05AV32 EHYHBH08AV32
Dimensions	Height x Width x Depth	mm	710 x 450 x 240
Max dimensions (boiler and heat pump)	Height x Width x Depth	mm	1075 x 450 x 405
Weight		kg	36
Capacity (heating)	Minimum	kW	7.6
	Maximum	kW	27
Capacity (hot water)	Minimum	kW	7.6
	Maximum	kW	32.7
Leaving water temperature range	Heating	°C	15 ~ 80
	Hot water	°C	40 ~ 65
DHW flow rate ΔT 35K	Hot water	l/min	13.1
Heating connections	Diameter	mm	22
DHW connections	Diameter	mm	15
Gas connection	Diameter	mm	15
IP rating			IP44
Device type			C13, C33
Supply pressure	Natural gas (G20)	mbar	20
	LPG (G31)	mbar	28-50
Nox class			5
Flue gas connection			60/100
Maximum flue length, 60/100		m	10
Maximum flue length, 80/125		m	29
SAP 2012		%	89.1 (NG) / 90.1 (LPG)

Nominal capacity and nominal input tested according to EN 14511 at the following conditions:
 Heating: Ambient air temperature 7°C and leaving water temperature 35°C (A7 W35)
 Sound pressure level measured at 1m from the unit

R-410A

EVLQ / EHYHBH / EHYKOMB

Hybrid Heat Pump System



Part Number	Description	Trade Price
UK.HYBRID05B33	Hybrid 5kW pack	£5,169.00
	This pack contains:	
EVLQ05CV3	Outdoor unit: 5kW, 1-phase, 230V	£1,652.00
EHYHBH05AV32	Hydrobox: 5kW, 1-phase, 230V	£1,786.00
EHYKOMB33AA2	Hybrid combi boiler: 33/27kW	£1,509.00
EKRUCBL2	User interface	£130.00
EKHY093467	Pipe cover plate	£25.00
EKVK3A	Hybrid valve pack	£67.00
UK.HYBRID08B33	Hybrid 8kW pack	£5,856.00
	This pack contains:	
EVLQ08CV3	Outdoor unit: 8kW, 1-phase, 230V	£2,256.00
EHYHBH08AV32	Hydrobox: 8kW, 1-phase, 230V	£1,869.00
EHYKOMB33AA2	Hybrid combi boiler: 33/27kW	£1,509.00
EKRUCBL2	User interface	£130.00
EKHY093467	Pipe cover plate	£25.00
EKVK3A	Hybrid valve pack	£67.00

Daikin Altherma Hybrid Heat Pump System

Hybrid Tank Connection Kits

Part Number	Description	Trade Price
EKEPHT3H	Daikin thermal store (EKHWP)	£267.00
	This pack contains:	
	3 way valve (Honeywell)	
	Tank sensor (HT + adapter)	
	2 x isolation valves	
	T-piece	
EKHY3PART	Third party tank – dry pocket sensor	£220.00
	This pack contains:	
	3 way valve (ESBE)	
	Tank sensor (LT)	

Accessories:

Accessory Ref	Description	Trade Price
EKRUCBL2	User interface	£130.00
EKHY093467	Pipe cover plate	£25.00
EKVK3A	Hybrid valve pack	£67.00
EKHY075787	LPG conversion kit	£25.00
EKHY090717	Flue adapter 80/125	£25.00
EKPCCAB4	PC cable – to upload field settings from PC to unit or spare controller	£277.00
EKR1P1HBA	Optional PCB kit for remote alarm monitoring, run and fault indication and solar interlock	£159.00
EKRUCBS	Optional simplified room thermostat	£119.00
EKRSC1*	Optional remote temperature sensor for outdoor temperature (see note)	£91.00
KRCS01-1*	Optional remote temperature sensor for indoor temperature (see note)	£68.00
EKFT008CA	U-beams to mount the outdoor unit EVLQ05CV3	£124.00
EKDP008C	Drainpan and U-beams for outdoor unit EVLQ05CV3	£177.00
EKDPH008C	Heater mat for drainpan (EKDP008C)	£271.00
K.FF600ASN	Pair of flexi-feet, 100mm height, for mounting outdoor unit	£69.00
K.CWB140-2	Wall bracket for outdoor unit (140kg, 540mm long, 2 arms)	£67.00
K.CWBL55	Wall bracket for outdoor unit (140kg, 540mm long, 2 arms) - Stainless Steel	£206.00
K.DT1	Condensate drip tray (800 x 400 x 50mm)	£79.00
K.CG750S	Outdoor unit guard	£420.00
K.FERNOXTF1	Fernox magnetic filter 1"	£140.00
K.FERNOXTF1FL	Fernox magnetic filter 1" and F1 inhibitor fluid (500ml)	£165.00
RHEATMETH	Heat meter for domestic RHI (for Altherma hybrid only) M-Bus enabled for Daikin remote monitoring cloud using RGATEWAY and RELECMETV MID Class 3 heat meter delivered with body, digital interface and 2 x flow temperature sensors	£261.00
RELECMETV	Electric meter for domestic RHI (for Altherma hybrid only) M-Bus enabled for Daikin remote monitoring cloud using RGATEWAY and RHEATMETH MID Class A electric meter to measure the electricity consumption of the Daikin Altherma heat pump	£192.00
RGATEWAY	Communication Gateway for domestic RHI (for Altherma hybrid only) M-Bus enabled for Daikin remote monitoring cloud using RHEATMETH and RELECMETV Permanent internet connection required via a third party local router	£356.00
BRP069A62	Daikin ONECTA App	£184.00

Notes: i) * Only one optional remote sensor can be installed

Features:

- Revolutionary hybrid heat pump system with higher efficiency and higher running cost savings than condensing boiler alone
- Boiler can be converted to run on LPG
- Delivered as a set including outdoor unit, indoor unit, boiler, controller and pipe cover plate
- Flues ordered separately

Part Number	Description	Trade Price
EKHY3PART2	Third party tank – for third party thermostat	£268.00
	This pack contains:	
	3 way valve (ESBE)	
	Wire harness	

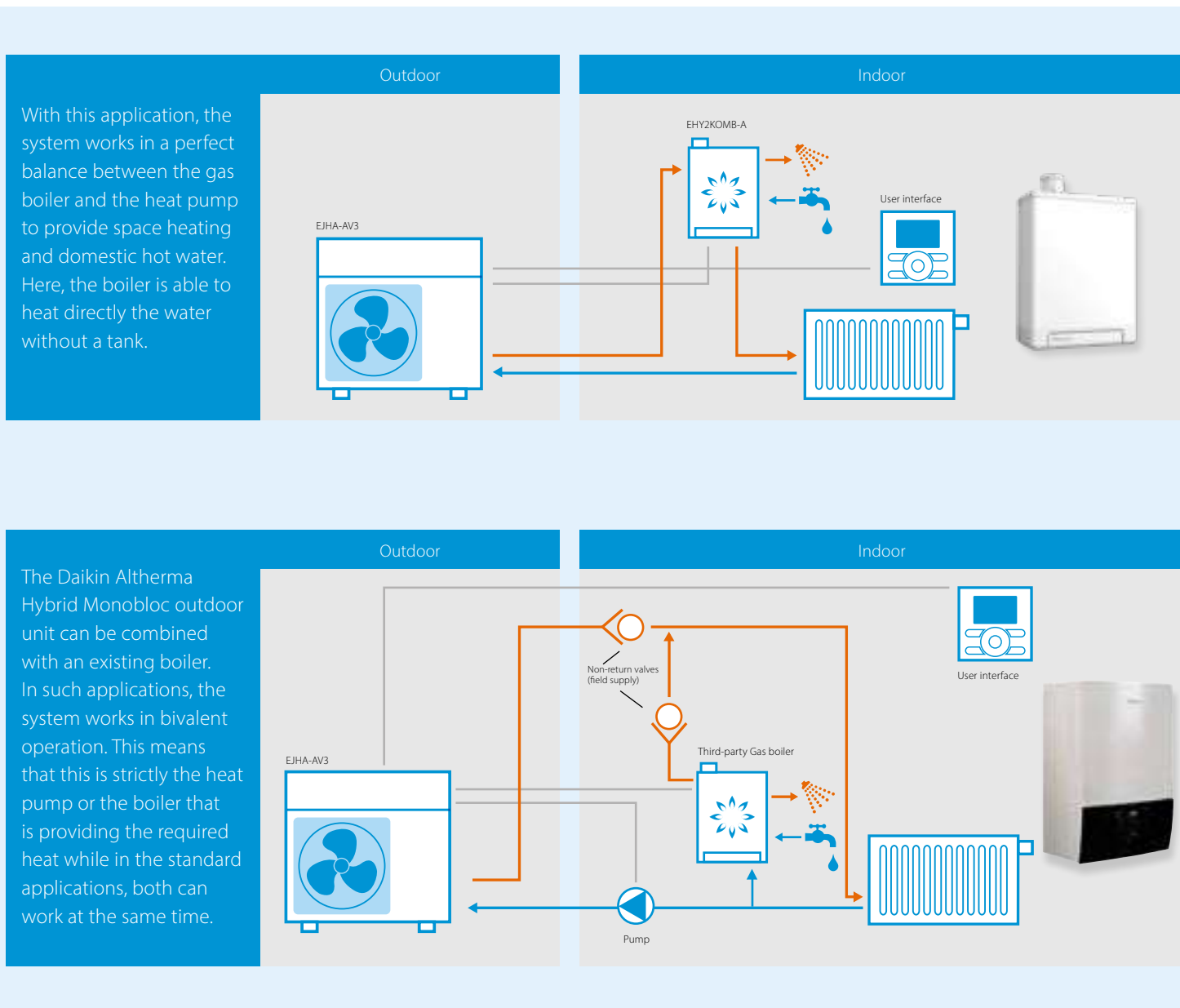
Hybrid Monobloc (R-32) Heat Pump System

Heat pump

- **Environmentally friendly:** reduced environmental impact thanks to the usage of R-32 refrigerant
- **Outdoor unit with sealed refrigerant circuit,** which greatly reduces the risk of refrigerant leakage
- **Easy and quick installation** as all hydraulics components are outside
- **Water connections only** between outdoor and indoor unit, so no F-gas certificate required
- **Performance in every condition:** the unit can work down to -15°C outside thanks to multiple freeze protections
- **Bluevolution technology** combines very high efficient compressors developed by Daikin with the future of refrigerants: R-32

Condensing boiler

- **Flexible installation:** Compact indoor unit can be installed in a cupboard
- **Condensing technology:** uses optimum fuel efficiency, with reduced emissions of NOx and CO, to ensure high cost savings and environmentally-friendly operation
- **Plug & Play** as the pump group is integrated inside



R-32 **BLUEEVOLUTION**

EJHA / EHY2KOMB

Hybrid Monobloc (R-32) Heat Pump System



Hybrid technology combining condensing gas and air-to-water heat pump for heating and hot water

- Heating only models
- Depending on outdoor temperature, energy prices and internal heat load, the Daikin Altherma H Hybrid heat pump always selects the most economical mode to operate
- Low investment cost: no need to replace the existing radiators (up to 80°C) and pipe work
- Provides sufficient heat in renovation applications as all heat loads are covered up to 32kW
- Easy and fast installation thanks to the compact dimensions and water connections

Outdoor Units			EJHA04AV3
Trade Price			£2,048.00
Dimensions	Height x Width x Depth	mm	745 x 845 x 329
Weight		kg	45
Nominal capacity	Heating	kW	3.83
Nominal input	Heating	kW	0.85
COP	Heating		4.49
Operation range (ambient)	Heating	°C	-15 ~ 25
Sound pressure / power level	Heating	dB(A)	37 / 58.7
Rated airflow		m³/h	1,698
Refrigerant charge	R-32	kg	0.56
Piping connections	Water inlet/outlet	inches	1" (male)
Max piping length OU to DHW cylinder		m	10
Power supply			1-phase / 230V / 50Hz
Recommended fuses		A	20

Indoor Unit (boiler)			EHY2KOMB28A	EHY2KOMB32A
Trade Price			£1,194.00	£1,450.00
Expansion vessel & valves (must be ordered separately)			EKFJM1A	EKFJL1A
User interface (must be ordered separately)			EKRUHML1	EKRUHML1
Function			Heating only	Heating only
Compatible outdoor unit			EJHA04AV3	EJHA04AV3
Dimensions (with backpack)	Height x Width x Depth	mm	830 x 450 x 335	890 x 450 x 335
Weight (with backpack)		kg	43.5	46.7
Seasonal space heating efficiency*	Space heating (Average climate) 55°C	Class	A++	A++
		Efficiency	128	128
		SCOP	3.26	3.28
Seasonal space heating efficiency*	Space heating (Average climate) 35°C	Class	A++	A++
		Efficiency	163	163
		SCOP	4.14	4.15
Domestic hot water heating*	Average climate	Class	A	A
		Declared load profile	XL	XL
Capacity (heating)	Minimum	kW	7.1	7.4
	Maximum	kW	26.3	30.0
Capacity (hot water)	Minimum	kW	7.2	7.6
	Maximum	kW	29.1	32.7
Leaving water temperature range	Heating	°C	30 - 90	30 - 90
	Hot water	°C	40 - 65	40 - 65
Minimum water volume		litres	20	20
Minimum flow rate		l/min	7	7
DHW flow rate ΔT 35K	Hot water	l/min	10.5	13.0
Heating connections	Diameter	mm	22	22
DHW connections	Diameter	mm	15	15
Gas connection	Diameter	mm	15	15
IP rating			IP44	IP44
Device type			C13, C33	C13, C33
Supply pressure	Natural gas (G20)	mbar	20	20
	LPG (G31)	mbar	28-50	28-50
Nox class			6	6
Flue gas connection			60/10	60/10
Maximum flue length, 60/100		m	10	10
Maximum flue length, 80/125		m	29	29
SAP 2012		%	89.1	88.8
SAP ID	55°C / 45°C / 35°C		190012 / 190015 / 190011	190014 / 190016 / 190013

*When combined with matching outdoor unit

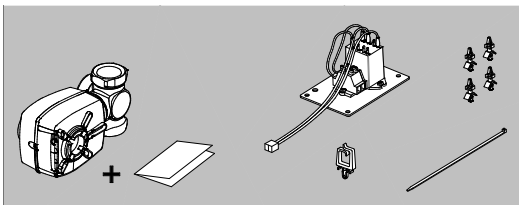

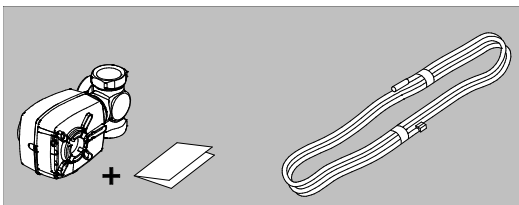

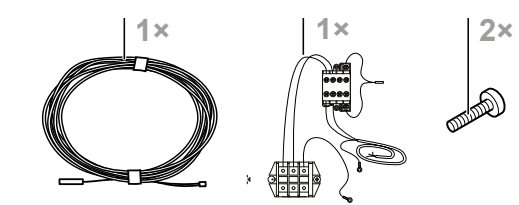
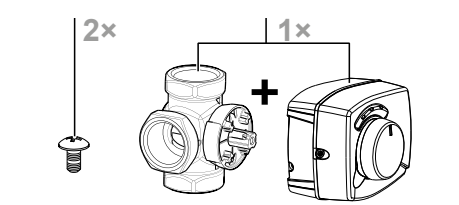
Nominal capacity and nominal input tested according to EN 14511 at the following conditions:
 Heating: Ambient air temperature 7°C and leaving water temperature 35°C (A7 W35)
 Sound pressure level measured at 1m from the unit

Accessories:

Accessory Ref	Description	Trade Price
EKRUHML1	Hybrid R-32 User interface	£130.00
BRP069A62	Daikin ONECTA App	£184.00
EKBALLV1	Ball Valves	£42.00
EKFJM1A	Mounting jig for 28kW Boiler (Including 8 litre expansion vessel and valves)	£137.00
EKFJL1A	Mounting jig for 32kW Boiler (Including 8 litre expansion vessel and valves)	£137.00
EKCP1A	Valve Cover Plate	£12.00
UK.FILLINGLOOP	Straight braided filling loop	£15.00
EK3WV1A	3-way valve kit for W-plan installation	£76.00
EKPS075867	LPG conversion kit 28kW Boiler	£25.00
EKHY075787	LPG conversion kit 32kW Boiler	£25.00
EKHY090717	Flue adapter 80/125	£25.00
EKPCCAB4	PC cable – to upload field settings from PC to unit or spare controller	£277.00
EKRPIHBA	Optional PCB kit for remote alarm monitoring, run and fault indication and solar interlock	£159.00
EKBPH04JH	Bottom plate heater for Hybrid R-32	£155.00
EKTH4	Thermal store domestic hot water thermistor	£60.00
EKEPHYHT35H	Thermal store connection kit ^[1]	£194.00
EKTH3	Daikin EKHSU-D3V3 or third party tank domestic hot water thermistor ^[2]	£31.00
EKHY3PART	Third party tank kit – for third party thermostat ^[2]	£220.00
EKADDONJH	External pump for third party boiler applications ^[3]	£158.00
EKADDONJH2	Non-return valves and cables for external pump ^[3]	£158.00
EKRSC1	Optional remote temperature sensor for outdoor temperature (see note) ^[4]	£91.00

Accessory Ref	Description	Trade Price
K.HOSE750	Pair of flexible hoses (Length 750mm, 19mm tough PVC coat insulation, 1" FBSP, 28mm compression)	£102.00
K.HOSE750EL	Pair of flexible hoses with elbow (Length 750mm, 19mm tough PVC coat insulation, 1" FBSP, 28mm compression)	£145.00
UK.HOSE300EL	Pair of flexible hoses with elbow (Length 300mm, 19mm tough PVC coat insulation, 1" FBSP, 28mm compression)	£111.00
K.FF600ASN	Pair of flexi-feet, 100mm height, for mounting outdoor unit	£69.00
K.CWBXL	Wall brackets for outdoor units (250kg, 660mm long, 2 arms)	£103.00
K.CWBXLSS	Wall brackets for outdoor units (250kg, 660mm long, 2 arms) - Stainless Steel	£416.00
K.DT1	Condensate drip tray (800 x 400 x 50mm)	£79.00
K.CGM	Outdoor unit guard	£453.00
K.DTFB	Floor bracket kit to mount drip tray to pair flexi-feet or wall bracket	£58.00
K.FERNOXTF1	Fernox magnetic filter 1"	£140.00
K.FERNOXTF1FL	Fernox magnetic filter 1" and F1 inhibitor fluid (500ml)	£165.00
RHEATMETH	Heat meter for domestic RHI (for Altherma hybrid only) M-Bus enabled for Daikin remote monitoring cloud using UK.RGATEWAY and UK.RELECMETV MID Class 3 heat meter delivered with body, digital interface and 2 x flow temperature sensors	£261.00
RELECMETV	Electric meter for domestic RHI (for Altherma hybrid only) M-Bus enabled for Daikin remote monitoring cloud using UK.RGATEWAY and UK.RHEATMETL MID Class A electric meter to measure the electricity consumption of the Daikin Altherma heat pump	£192.00
RGATEWAY	Communication Gateway for domestic RHI (for Altherma hybrid only) M-Bus enabled for Daikin remote monitoring cloud using UK.RHEATMETL and UK.RELECMETV Permanent internet connection required via a third party local router	£356.00

Difference between EKUMBPART, EKHY3PART and EKHY3PART2:

EKHY3PART2	Third party tank kit WITHOUT the contactor which is used for the immersion heater within the tank. Items include 3-way valve body, motor and sensor. Sensor cable is designed for the tank with the built-in thermostat		
EKHY3PART ^[2]	Third party tank kit WITHOUT the contactor which is used for the immersion heater within the tank. Items include 3-way valve body + motor and sensor. Sensor is designed for the tank with the dry pocket		
EKUMBPART	Third party tank kit WITH the contactor which is used for the immersion heater within the tank. Items include 3-way valve body + motor, sensor and contactor kit used for the immersion heater power supply		

Notes:

Outdoor unit, boiler, EKRUHML1, EKBALLV1 & EKJ(M/L)1A is required to be ordered to have a complete system

^[1] Must be purchased together to enable connection onto Daikin thermal store

^[2] EKHY3PART and EKHSU-D3V3 must be purchased together to enable connection onto pressurised cylinder

^[3] Both required when installing outdoor unit alongside third party boiler

^[4] Only one optional remote sensor can be installed

R-410A

D2CND

Daikin Gas Condensing Boiler

Compatible with up to 20% Hydrogen mix



Part Number			D2CND024A4A	D2CND028A4A	D2CND035A4A
Description			24kW Wall Hung Boiler	28kW Wall Hung Boiler	35kW Wall Hung Boiler
Combined Trade Unit Price			£609.00	£701.00	£796.00
Seasonal space heating efficiency	Class		A	A	A
	Efficiency	%	93	93	93
Water heating energy efficiency	Class		A	A	A
	Declared load profile		XL	XL	XL
SEDBUK Efficiency	Efficiency	%	84	84	83
			88.9	89.1	89
Dimensions	Height x Width x Depth	mm	590 x 400 x 256	695 x 440 x 295	695 x 440 x 295
Weight		kg	27	37	37
Central Heating	Nom. Input rating (lower value)	kW	2.9 - 23.5	4.8 - 27.0	4.8 - 34
	Nom. Input rating (upper value)	kW	3.2 - 26.1	5.3 - 30.0	5.3 - 37.8
	Output at 80/60°C min - nom	kW	2.8 - 22.8	4.6 - 26.3	4.6 - 33.2
	Output at 50/30°C min - nom	kW	3.1 - 24.0	5.2 - 28.2	5.2 - 35.0
	Min. output at 30/40	kW	3.2	4.1	5
	Max. CH water pressure	bar	3	3	3
	Max. CH water temperature	°C	100	100	100
Domestic Hot Water	Nom. Input rating (lower value)	kW	2.9 - 23.5	4.8 - 29.5	4.8 - 34.0
	Nom. Input rating (upper value)	kW	3.2 - 26.1	5.3 - 32.7	5.3 - 37.7
	Nom. Output	kW	2.8 - 22.8	3.6 - 26.0	4.46 - 32.6
	Threshold	l/min	2	2.5	2.5
	Flow rate ΔT 30°K	l/min	11.3	14	16
	Flow rate ΔT 35°K	l/min	10.3	12	13.7
Casing	Colour		Titanium White (RAL 9003)		
	Material		Powder coated galvanised steel		
CH connections		inch	3/4"	3/4"	3/4"
DHW connections		inch	1/2"	1/2"	1/2"
Gas connection		inch	3/4"	3/4"	3/4"
Sound power level		dBA	49	50	53
IP rating			IPX5D	IPX5D	IPX5D
Device type			C13, C33	C13, C33	C13, C33
Supply pressure	Natural gas (G20)	mbar	20	20	20
	LPG (G31)	mbar	37	37	37
Nox class			6	6	6
Flue gas connection			60/100	60/100	60/100
Maximum flue length, 60/100	Horizontal ^[1]	m	8.1	7.0	7.0
	Vertical	m	7.6	7.6	7.6
Maximum flue length, 80/125	Horizontal ^[1]	m	26.2	33.6	33.6
	Vertical	m	25.6	34.4	34.4
Power supply			1-phase / 230V / 50Hz		

Accessories:

Accessory Ref	Description	Trade Price
DRCONKITC2AB	Boiler Valve kit	£60.00
DRMOPISET06AA	24kW boiler copper tails	£25.00
DRMOPISET07AA	28-35kW boiler copper tails	£25.00
DRWTER60100AA	Horizontal flue kit 60/100 (D2CND)	£56.00
UK.FILLINGLOOP	Straight braided filling loop	£15.00
DOTROOMTHEAA	Daikin D2CND OpenTherm controller	£114.00
DRGATEWAYAA	Daikin D2CND LAN adapter	£108.00
150042	D2CND outdoor sensor	£19.00
DRCOVERPLATAA	Optional pipe cover plate for 24kW models	£36.00
DRCOVERPLA2AA	Optional pipe cover plate for 28 & 35kW models	£50.00
K.FERNOXTF1	Fernox magnetic filter 1"	£140.00
K.FERNOXTF1FL	Fernox magnetic filter 1" and F1 inhibitor fluid (500ml)	£165.00

Features:

- Compact and light solution with a low lift weight, from 27kg
- Available as 24, 28 & 35kW models
- High modulation range of 1:8, modulates down to 2.8kW
- Suitable for all installations, with inbuilt LPG conversion kit
- Can be installed as a system boiler, in S-plan(+) or Y-plan configurations

Notes:

Boiler, DRCONKITC2AB, DROPISET0(6/7)AA and UK.FILLINGLOOP is required to be ordered to have a complete system

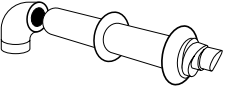
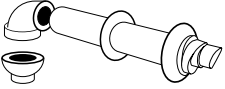
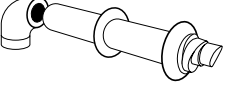
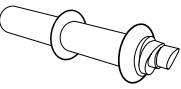
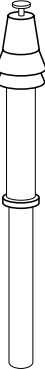
Changes in parameter C3 adjusts fan speed, enabling longer flue runs. Refer to service manual for further details

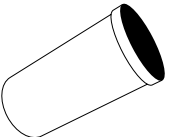
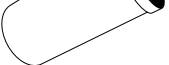
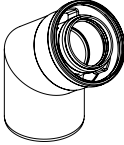
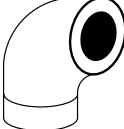


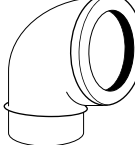
^[1] Lengths Include one 90° elbow

These boilers can be used with up to 20% hydrogen mix

Please make sure when ordering your boiler that you also order the boiler valve kit and the appropriate copper tail

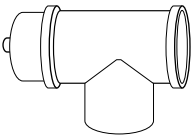
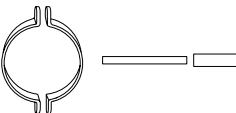
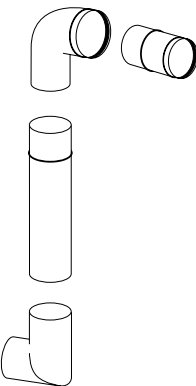
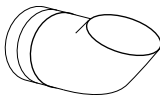
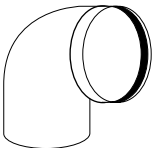
Flue Accessories (60/100)

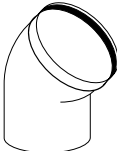
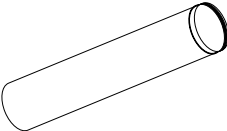
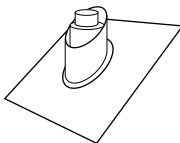
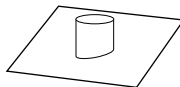


Description	Quantity per pack	Part number	Trade Price
 Horizontal flue kit 60/100 (Hybrid)	1	EKFGP1292	£60.00
 Horizontal flue kit with low profile elbow 60/100 (Hybrid)	1	EKFGP1293	£77.00
 Horizontal flue kit 60/100 (D2CND)	1	DRWTER60100AA	£56.00
 Telescopic horizontal flue kit 60/100 (Terminal only) Must be ordered alongside connection elbow DR90ELBO60100AA for boiler or EKFGP4660 for hybrid	1	DRWTERT60100AA	£37.00
 Vertical roof terminal 60/100	1	EKFGP6837	£90.00

Description	Quantity per pack	Part number	Trade Price
 Extension 60/100 x 500mm	1	EKFGP4651	£35.00
 Extension 60/100 x 1000mm	1	EKFGP4652	£42.00
 Offset Elbow 60/100	1	EKFGP1289	£35.00
 Elbow 60/100, 87 degrees for D2CND flue turret	1	DRMEEA60100BA	£13.00
 Elbow 60/100, 30 degrees	1	EKFGP4664	£45.00
 Elbow 60/100, 45 degrees	1	EKFGP4661	£30.00
 Elbow 60/100, 87 degrees	1	EKFGP4660	£30.00

Daikin Altherma Hybrid Heat Pump System and Gas Boiler






Flue Accessories (60/100) (Continued)

Description	Quantity per pack	Part number	Trade Price
 Tee with inspection panel 60/100	1	EKFGP4667	£123.00
 Wall bracket DN.100	1	EKFGP4631	£6.00
 Plume Management Kit (PMK)	1	EKFGP1294	£51.00
 Flue deflector	1	EKFGP1295	£14.00
 PMK elbow, 87 degrees	1	EKFGP1284	£12.00

	Description	Quantity per pack	Part number	Trade Price
	PMK elbow, 45 degrees	2	EKFGP1285	£25.00
	PMK extension, length 1000mm incl. bracket	1	EKFGP1286	£20.00
	Weather slate (plastic) 60/100 (25-45 degrees)	1	EKFGP7910	£37.00
	Weather slate 60/100 18-22 degrees	1	EKFGS0518	£137.00
	23-27 degrees	1	EKFGS0519	£137.00
	43-47 degrees	1	EKFGS0523	£137.00
	48-52 degrees	1	EKFGS0524	£137.00
	53-57 degrees	1	EKFGS0525	£137.00
	Weather slate flat aluminium 60/100	1	EKFGP6940	£25.00
	Weather slate flat aluminium 60/100 (0 - 15 degrees)	1	EKFGP1296	£73.00

Flue Accessories (80/125)

Description	Quantity per pack	Part number	Trade Price
 60/100 to 80/125 Flue adapter	1	DRDECO80125BA	£14.00
 Horizontal wall terminal 80/125	1	EKFGW6359	£73.00
 Vertical roof terminal 80/125	1	EKFGP6864	£109.00
 Extension 80/125 0.5m	1	EKFGP4801	£43.00
 Extension 80/125 1m	1	EKFGP4802	£52.00
 Elbow 80/125 90°	1	EKFGP4810	£36.00

	Description	Quantity per pack	Part number	Trade Price	
	Elbow 80/125 45°	1	EKFGP4811	£36.00	
	Wall bracket 80/125	1	EKFGP4481	£15.00	
	Inspection elbow 80/125 90°	1	EKFGP4820	£150.00	
	Weather slate 80/125	18-22 degrees	1	EKFGT6300	£165.00
		23-27 degrees	1	EKFGT6301	£165.00
		24-45 degrees	1	EKFGP7909	£165.00
	Weather slate flat roof aluminium DN80/125	0-15 degrees	1	EKFGP1297	£91.00

Daikin Altherma Heat Pump System

Hybrid Heat Pump Accessories

Accessory Ref	Description	Trade Price
Wall brackets		
K.CWBXL	Wall brackets for outdoor units (250kg, 660mm long)	£103.00
K.CWBXLSS	Wall brackets for outdoor units (250kg, 660mm long) - Stainless Steel model	£416.00
Condensate trays		
K.DT1	Condensate drip tray (800 x 400 x 50mm)	£79.00
K.DT2	Condensate drip tray (1100 x 400 x 25mm)	£87.00
Flexi-feet		
K.FF600S	Pair of flexi-feet (Standard) to mount the outdoor unit	£67.00
K.FF600ASN	Pair of flexi-feet (Narrow) to mount the outdoor unit	£69.00
K.DTFB	Floor bracket kit to mount drip tray to flexi-feet	£58.00
Flexi-hoses		
K.HOSE500	Pair of flexible hoses (Length 500mm, 19mm tough PVC coat insulation, 1" FBSP, 28mm compression)	£81.00
K.HOSE750	Pair of flexible hoses (Length 750mm, 19mm tough PVC coat insulation, 1" FBSP, 28mm compression)	£102.00
K.HOSE750EL	Pair of flexible hoses with elbow (Length 750mm, 19mm tough PVC coat insulation, 1" FBSP, 28mm compression)	£145.00
UK.HOSE300EL	Pair of flexible hoses with elbow (Length 300mm, 19mm tough PVC coat insulation, 1" FBSP, 28mm compression)	£111.00
Protective guards		
K.CGM	Outdoor unit guard for single fan outdoor units	£453.00
K.CGPPM	Front/Back panel for use with K.CGM	£137.00
K.CGBPML	Top/Bottom panel for use with K.CGM/L	£92.00
K.CGSIDE	Partial guard to protect side coil	£218.00
Third party cylinder connection kits		
EKHY3PART2	Third party tank connection kit for third party thermostat - 3 way valve and wiring harness	£268.00
EKHY3PART	Third party tank connection kit for dry pocket - 3 way valve and pocket sensor	£220.00
EKUMBPART	Third party tank connection kit for dry pocket - Contactor, 3 way valve and pocket sensor	£271.00
EKTH3	Daikin EKHWSU-D3V3 or third party tank domestic hot water thermistor ^[1]	£31.00
EKTH4	Thermal store domestic hot water thermistor	£60.00
Other		
K.SLEEVE	Through wall insulation suitable for 22 & 28mm pipe (19mm tough PVC coat insulation)	£45.00
K.HEATMET	Heat meter for domestic RHI (for Altherma hybrid only) MID Class 3 heat meter delivered with body, digital interface and 2 x flow temperature sensors	£261.00
K.ELECMETV	Electric meter for domestic RHI - Single-phase (Metering for performance compliant) MID Class A electric meter to measure the electricity consumption of the Daikin Altherma heat pump	£165.00
K.ELECMETW	Electric meter for domestic RHI - Three-phase (Metering for performance compliant) MID Class A electric meter to measure the electricity consumption of the Daikin Altherma heat pump	£298.00
RHEATMETH	Heat meter for domestic RHI (for Altherma hybrid only) M-Bus enabled for Daikin remote monitoring cloud using RGATEWAY and RELECMETV MID Class 3 heat meter delivered with body, digital interface and 2 x flow temperature sensors	£261.00
RELECMETV	Electric meter for domestic RHI (for Altherma hybrid only) M-Bus enabled for Daikin remote monitoring cloud using RGATEWAY and RHEATMETH MID Class A electric meter to measure the electricity consumption of the Daikin Altherma heat pump	£192.00
RGATEWAY	Communication Gateway for domestic RHI (for Altherma hybrid only) M-Bus enabled for Daikin remote monitoring cloud using RHEATMETH and RELECMETV Permanent internet connection required via a third party local router	£356.00

Compatibility Table

	R410a Hybrid	R-32 Hybrid
Wall brackets		
K.CWBXL	✓	✓
K.CWBXLSS	✓	✓
Condensate trays		
K.DT1	✓	✓
K.DT2	✓	✓
Flexi-feet		
K.FF600S	✓	✓
K.FF600ASN	✓	✓
K.DTFB	✓	✓
Flexi-hoses		
K.HOSE500		✓
K.HOSE750		✓
K.HOSE750EL		✓
UK.HOSE300EL		✓
Protective guards		
K.CGM	✓	✓
K.CGPPM	✓	✓
K.CGBPML	✓	✓
K.CGSIDE	✓	
Third party cylinder connection kits		
EKHY3PART2	✓	
EKHY3PART	✓	✓
EKUMBPART	✓	✓
EKTH3		✓
EKTH4		✓
Other		
K.SLEEVE	✓	✓
K.HEATMET	✓	✓
K.ELECMETV	✓	✓
K.ELECMETW	✓	✓
RHEATMETH	✓	✓
RELECMETV	✓	✓
RGATEWAY	✓	✓

Notes:

^[1] Must be purchased together to enable connection onto pressurised cylinder including Daikin EKHWSU-D3V3

Smart Controls



Madoka for Heating guarantees comfort, intuitively

Available in three attractive colours, Madoka adds style and sophistication to any interior space. Measuring just 85 x 85 mm, Madoka is an extremely compact, wired remote controller.

Madoka combines refinement and simplicity. The intuitive touch button control enlarges the display and makes Madoka both easy and enjoyable to use.

Increase end-user energy savings even further, thanks to the smart modulating room control. This function ensures a more stable room temperature by lowering or raising the water temperatures depending on room temperature requirements and reducing on/off cycling times.



White RAL 9003 (glossy)

BRC1HHDW



Silver RAL 9006 (metallic)

BRC1HHDS



Black RAL 9005 (matt)

BRC1HHDK



Part Number			BRC1HHDS	BRC1HHDW	BRC1HHDK
Trade Unit Price			£108.00	£108.00	£108.00
Casing	Colour		Silver	White	Black
Dimensions	Height x Width x Depth	mm	85 x 85 x 25	85 x 85 x 25	85 x 85 x 25
Weight	Unit	kg	0.11	0.11	0.11
LCD	Type		100 x 150 dots	100 x 150 dots	100 x 150 dots
	Dimensions	mm	40.7 x 28	40.7 x 28	40.7 x 28
	Back light	Colour	White	White	White
Ambient temperature	Operation range	°C	-10 ~ 50	-10 ~ 50	-10 ~ 50
	Relative humidity	%	95	95	95
Wiring connections	Type of wires		Sheathed vinyl cord or cable	Sheathed vinyl cord or cable	Sheathed vinyl cord or cable
	Cable size	mm ²	0.75 - 1.25	0.75 - 1.25	0.75 - 1.25
	Max. wiring length	m	500	500	500

Daikin Onecta App

Always in control of your heating - any time, anywhere



onecta



Take control with the Daikin Onecta App

- Monitor, adjust and schedule both your space heating and domestic hot water via an easy-to-use smart device app
- Review your heat pump energy consumption to increase your savings*
- Control multiple units at different locations from the single app, including system status and operating mode reporting

Compatibility Table		LAN Adaptor & SG Card BRP069A61	LAN Adaptor BRP069A62	WLAN Cartridge BRP069A78	WLAN Adaptor 2* BRP069A71
Function	Daikin ONECTA App				
Compatibility	Low Capacity Monobloc Class 4-8 (R-32)**	ED(B)LA-E		✓	✓
	Low Capacity R Split Class 4-8 (R-32)**	ERGA-E		✓	✓
	High Capacity R Split Class 11-16 (R-32)**	ERLA-D		✓	✓
	Low Capacity H HT Class 8-12 (R-32)**	EPRA-E		✓	✓
	High Capacity H HT Class 14-18 (R-32)**	EPRA-D		✓	✓
	Hybrid Class 5-8 (R410a)	EVLQ-C	✓	✓	
	Hybrid Monobloc Class 4 (R-32)	EJHA-A	✓	✓	
	High Capacity Monobloc Class 9-16 (R-32)	ED(B)LA-D		✓	✓
Trade Price		£284.00	£184.00	£35.00	£39.00

Specification (BRP069A62/71)	
Installation	Indoors
Max. Humidity	95%
Operating Temp.	5 to 35 °C
Connection	LAN via Ethernet Cable
Power Source	P1 / P2 Controller
Height	mm 123
Length	mm 208
Depth	mm 40

* Energy monitoring is only possible with T07 software and D series units

Notes:

* A WLAN cartridge (to be plugged into the MMI) is delivered as indoor unit accessory for these products. Alternatively (e.g. in case of weak signal strength), you can install the optional wireless LAN module BRP069A71.

** BRP069A78 WLAN Cartridge is supplied with the product.

Daikin HomeHub

The Daikin HomeHub is a controller for residential applications.

Daikin HomeHub can, depending on the user's needs, support one of two different modes:

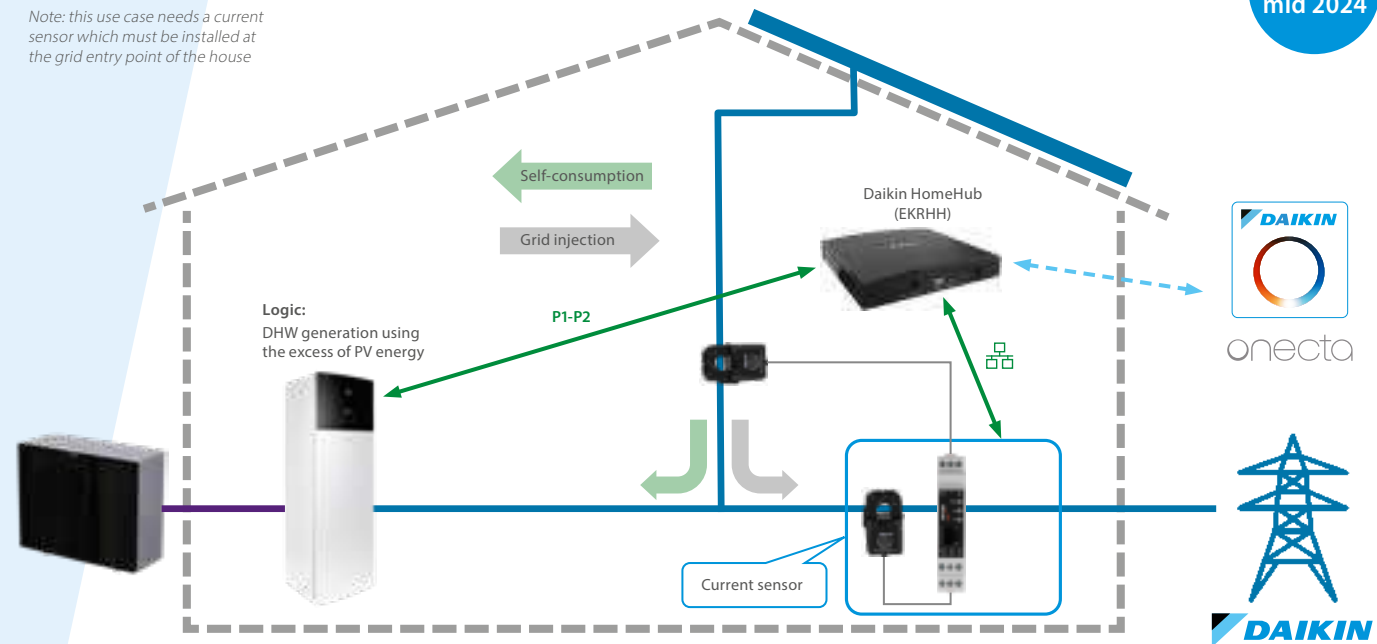
Solar PV integration

The HomeHub can be used to optimise the energy consumption of a Daikin Altherma heat pump in combination with a PV system.

BMS interface

The HomeHub can be used to control a Daikin Altherma heat pump from a home automation or energy management system through a local interface.

Note: this use case needs a current sensor which must be installed at the grid entry point of the house



Available
mid 2024

Example: Solar PV integration for Daikin Altherma

PV integration for Daikin Altherma optimises the energy consumption of the heat pump by using energy generated by the solar PV panels. This is achieved by using solar energy (which would normally be injected into the grid) to heat up the domestic hot water when there is enough energy injection into the grid to cover the power consumption of the Altherma system.

		Daikin HomeHub	Cable P1 to USB	Current Sensor Kit 1-phase
Part Number		EKRHH	EKP1USB	EKSP1P
Trade Unit Price		£242.00	£18.00	£144.00
Supply voltage	V	DC 12-24	-	-
Dimensions	Height x Width x Height	mm	mm	mm
		200 x 200 x 100	130 x 180 x 20	106 x 130 x 90
Ambient temperature	°C	5 - 35	5 - 35	5 - 35

Notes:

Compatible with:
Daikin Altherma 3 monobloc EB/DLA04-08E, EB/DLA11-16D;
Daikin Altherma 3 R-Split ERGA04-08EVA, ERLA011-016D;
Daikin Altherma 3 High Temperature H HT EPRA08-12E, EPRA1418D;
To be used with units running with MMI version v7.3.0 or higher.

Home Controls

Daikin Home Controls (DHC) are used for the room by room control of Daikin Altherma systems. These controls can also be controlled, monitored, commissioned and configured via the Onecta App.

Daikin Home Controls consist of a combination of smart devices such as digital room thermostats, digital TRVs, room sensor, underfloor heating wiring centre, Heat Pump Interface kit and Access Point (Hub) which will enable the room by room control of your heating system thus increasing comfort and efficiency and allowing more accurate control.

For the Daikin Home Controls to be accessed via the Onecta App, an internet connection via LAN will be required. Daikin Home Controls can be used without access point, cloud and Onecta app with limited functioning and possible combinations.



Access Point (Hub)	
Part Number	EKRACPUR1PU
Trade Unit Price	£68.00
Power supply	240 V / 50 Hz
Power consumption max.	2,5 W
Standby power consumption	1,1 W
Ambient temperature	5 - 35°C
Dimensions (w x h x d)	118 x 104 x 26 mm
Weight	153 g

Room sensor	
Part Number	EKRENDI1BA
Trade Unit Price	£44.00
Supply voltage	2 x 1,5V AA battery
Battery life	2 years
Dimensions (w x h x d) without / with frame	55 x 55 x 19 mm / 86 x 86 x 20 mm
Weight	85 g (incl. batteries)
Ambient temperature	5 - 35°C

Online Room Thermostat	
Part Number	EKRCTRD12BA
Trade Unit Price	£73.00
Supply voltage	2 x 1,5V AA battery
Battery life	5 years
Dimensions (w x h x d)	85 x 85 x 22 mm
Weight	140 g (incl. batteries)
Ambient temperature	0 - 50°C

Offline Room thermostat	
Part Number	EKRCTRD13BA
Trade Unit Price	£73.00
Supply voltage	2 x 1,5V AA battery
Battery life	2 years
Dimensions (w x h x d) without / with frame	55 x 55 x 23,5 mm / 86 x 86 x 25 mm
Weight	100 g (incl. batteries)
Ambient temperature	0 - 35°C

Radiator thermostat UK Design	
Part Number	EKRRVATU1BA
Trade Unit Price	£73.00
Supply voltage	2 x 1,5V AA battery
Battery life	2 years
Dimensions (w x h x d)	58 x 71 x 97 mm
Weight	205 g (incl. batteries)
Connection	M30 x 1.5 mm
Ambient temperature	0 - 50°C

Radiator thermostat EU Design	
Part Number	EKRRVATR2BA
Trade Unit Price	£73.00
Supply voltage	2 x 1,5V AA battery
Battery life	2 years
Dimensions (w x h x d)	57 x 68 x 102 mm
Weight	185 g (incl. batteries)
Connection	M30 x 1.5 mm
Ambient temperature	0 - 50°C

Floor Heating Controller	
Part Number	EKRUFT61V3
Trade Unit Price	£200.00
Power supply	230 V / 50 Hz
Dimensions (w x h x d)	225 x 75 x 52 mm
Weight	566 g
Number of rooms	6
Number of actuators	9
Switching capacity per heating zone	1 A max.
Nominal load of all actuators	250 W max.
Ambient temperature	0 - 50°C

I/O Box H/O	
Part Number	EKRSIBDI1V3
Trade Unit Price	£94.00
Supply voltage	230 V / 50 hz
Dimensions (w x h x d)	120 x 130 x 30 mm
Weight	165 g
Ambient temperature	0 - 50°C

I/O Box H/O	
Part Number	EKRMIBEV1V3
Trade Unit Price	£162.00
Supply voltage	230 V / 50 hz
Dimensions (w x h x d)	199 x 156 x 34 mm
Weight	365 g
Ambient temperature	0 - 50°C

DCS (Daikin Cloud Service) Residential

COMING
SOON

The DCS (Daikin Cloud Service) Residential allows installers to access the Daikin Altherma system from the professional portal as well as E-care App from their smart phone and view error notifications and descriptions

By subscribing to this service, installers can monitor error notifications and change several installer settings for remote support through Stand By Me and e-care app.

DCS Residential allows installers to supervise the installation across multiple parameters remotely. Installers will receive an automatic notification in case of any errors. By adjusting system settings, installers can immediately improve the end user's comfort, without visiting the site. In addition, emergency settings for continuous operation can be set remotely should the system have a fault.

These new features not only save time for the installer, they also ensure the end user receives an improved level of support.

Benefits for Service Partners

- **Save Time and Money:** Support customers remotely for the majority of their needs, without the need for an onsite visit.
- **First Time Fix:** DCS Residential provides advance knowledge of error codes and product condition data. This means you can visit the customer with the correct spare parts, and solve the problem on the first visit.
- **Loyalty:** Improve your relationship with the customer by providing proactive support. The alarm dashboard will allow you to call the customer to solve issues, before they call you. Plus, the product information helps you to advise customers on how to gain maximum efficiency from their systems.

Benefits for end-users

- Remote support keeps systems running smoothly and reduces time spent waiting for appointments
- The system is continually monitored for operational safety by highly skilled technicians
- Remote faults analysis provides a proactive approach to fixing any errors
- Emergency setting for continuous operations provides peace of mind

Remote support

Receive error notifications and several installer settings for remote support through the Stand By Me Pro and e-care app. From the DCS professional portal, installers can activate remote monitoring, allowing supervision of the installation across multiple parameters.



- Main zone & additional zone (LWT = Leaving Water Temperature)
- Installer - error handling
- Domestic hot water
- Room (RT = Room Temperature)

Gateways / cascade control



Compatibility and Function Table			Modbus Gateway	I/O Gateway
			DCOM-LT/MB	DCOM-LT/IO
Function	Modbus		✓	
	Sequencer mode			✓
	Voltage control			✓
	Resistance control			✓
	Smart grid			✓
	Output relays			✓
Compatibility	Daikin Altherma Hybrid Monobloc	EJHA-A	✓	✓
	Daikin Altherma R Hybrid	EVLQ-C	✓	✓
	Daikin Altherma 3 H HT Split	EPRA-D	✓	✓
	Daikin Altherma R-32 R Split	ERLA-D	✓	✓
	Daikin Altherma R Split	ERLQ-C	✓	✓
	Daikin Altherma Monobloc	ED(B)LA-E	✓	✓
	Daikin Altherma 3 Monobloc	ED(B)LA-D	✓	✓
	Daikin Altherma 3 R Split	ERGA-E		
	Daikin Altherma 3 WS	EGSHA-D	✓	✓
Trade Price			£304.00	£311.00

Specification		
Installation		Indoor DIN rail
Max. Humidity		90%
Operating Temp.		0 to 55 °C
Power supply		15-24VDC 120mA
Networks	P1/P2	
	RS485	
	Modbus	
Inputs	Resistive: 12VDC, max 20mA	
	Voltage: 0-10V, impedance 345kΩ	
Outputs	230VAC, 3A resistive	
	30VDC, 3A resistive	
Height	mm	110
Length	mm	88
Depth	mm	32



Daikin Altherma HPC

Heat pump convector

Heat pump convectors (HPC) can provide both heating and cooling. When used with the Daikin Altherma heat pump, they offer a highly efficient solution.

By providing cooling and heating, Daikin Altherma HPC is combinable with underfloor piping and can replace outdated radiators. The unit is available in three models (floor standing, wall mounted and concealed) and fits in any bedroom or living room thanks to its silent operation.

A heat pump convector creates the same room temperature as a traditional radiator, but with lower water temperatures in the radiator. In the long run, it contributes to direct energy savings for users.

- Optimised for new build houses
- Can be selected at low water temperature (35°C), which makes it ideal for heat pump applications

Due to the growing demand for highly insulated buildings and the extra demand for conditioned (heated or cooled) Fresh Air (FA), some new options have been added to our range of Heat Pump Convectors (HPC) FWXV.

Indoor air quality (IAQ) control through the FWXV is the first step towards a complete integrated and conditioned HVAC system using our FWXV models. It can be controlled room by room.

The new options (damper kit EKFC80 and wall hung control with IAQ sensor EKWHCTRL1A) for the FWXV offer the following benefits:

- Optimised for new build houses
- Can be selected at low water temperature (35°C), which makes it ideal for heat pump applications



Slim
Design



Fast & High
Capacity



Discreet



DC
Inverter



Wide Choice
of Controls



Modular
Airflow



reddot winner 2020

FWXV-ATV3(R)

Floor Mounted HPC



Left Configuration				FWXV10ABTV3	FWXV15ABTV3	FWXV20ABTV3
Right Configuration				FWXV10ABTV3R	FWXV15ABTV3R	FWXV20ABTV3R
Function				Heating and Cooling*	Heating and Cooling*	Heating and Cooling*
Heating capacity	at 45/40°C	Max.	kW	2.18	3.11	3.88
	at 35/30°C	Max.	kW	1.14	1.73	2.15
Cooling capacity	at 7/12°C	Max.	kW	1.77	2.89	3.20
Sensible cooling capacity	at 7/12°C	Max.	kW	1.33	2.10	1.78
Power input		Max.	W	20	20	30
Dimensions	Height x Width x Depth		mm	601 x 999 x 135	601 x 1200 x 135	601 x 1400 x 135
Weight			kg	20	23	26
Water Pipe connections			inch	3/4" Male Eurocone	3/4" Male Eurocone	3/4" Male Eurocone
Sound pressure level		Min.	dBA	20	22	23
		Max.	dBA	42	44	46
Operating Range	Heating	Min.	°C	30	30	30
		Max.	°C	85	85	85
	Cooling	Min.	°C	5	5	5
		Max.	°C	18	18	18
Power supply	Phase/Voltage/Frequency			1-phase / 230V / 50Hz	1-phase / 230V / 50Hz	1-phase / 230V / 50Hz
Running Current		Max.	A	0.2	0.2	0.3
Colour				RAL 9003	RAL 9003	RAL 9003
Trade Price Left Configuration				£478.00	£592.00	£675.00
Right Configuration				£478.00	£592.00	£675.00

For installation options and accessories please refer to page 269 & 270

FWXT-ATV3(C)(L)

Wall Mounted HPC



Right Configuration				FWXT10ABTV3	FWXT15ABTV3	FWXT20ABTV3
Left Configuration				FWXT10ABTV3L	FWXT15ABTV3L	FWXT20ABTV3L
Right Configuration including IR remote				FWXT10ABTV3C	FWXT15ABTV3C	FWXT20ABTV3C
Left Configuration including IR remote				FWXT10ABTV3CL	FWXT15ABTV3CL	FWXT20ABTV3CL
Function				Heating and Cooling*	Heating and Cooling*	Heating and Cooling*
Heating capacity	at 45/40°C	Max.	kW	1.27	1.80	2.60
	at 35/30°C	Max.	kW	0.66	1.00	1.44
Cooling capacity	at 7/12°C	Max.	kW	1.07	1.65	2.31
Sensible cooling capacity	at 7/12°C	Max.	kW	0.95	1.49	1.94
Power input		Max.	W	10	10	20
Dimensions	Height x Width x Depth		mm	335 x 902 x 128	335 x 1100 x 128	335 x 1300 x 128
Weight			kg	14	16	19
Water Pipe connections			inch	3/4" Male Eurocone	3/4" Male Eurocone	3/4" Male Eurocone
Sound pressure level		Min.	dBA	25	25	26
		Max.	dBA	40	42	43
Operating Range	Heating	Min.	°C	30	30	30
		Max.	°C	85	85	85
	Cooling	Min.	°C	5	5	5
		Max.	°C	18	18	18
Power supply	Phase/Voltage/Frequency			1-phase / 230V / 50Hz	1-phase / 230V / 50Hz	1-phase / 230V / 50Hz
Running Current		Max.	A	0.2	0.2	0.2
Colour				RAL 9003	RAL 9003	RAL 9003
Trade Price Right Configuration				£546.00	£606.00	£657.00
Left Configuration				£546.00	£606.00	£657.00
Right Configuration including IR remote				£536.00	£591.00	£650.00
Left Configuration including IR remote				£536.00	£591.00	£650.00

For installation options and accessories please refer to page 269 & 270

FWXM-ATV3(R)

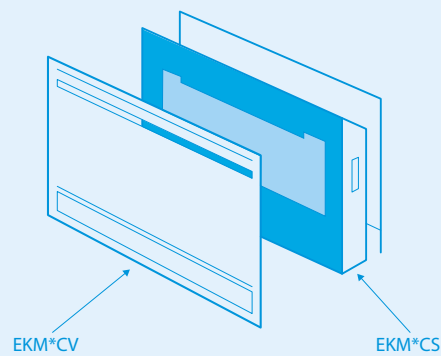
Concealed HPC



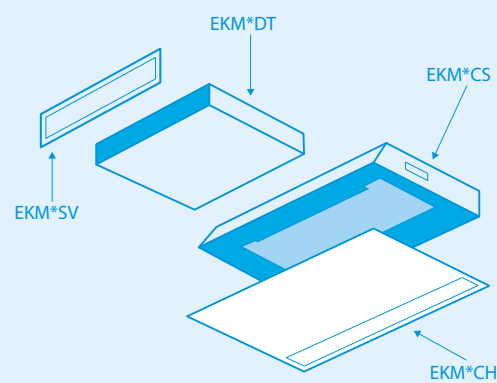
Left Configuration				FWXM10ATV3	FWXM15ATV3	FWXM20ATV3
Right Configuration				FWXM10ATV3R	FWXM15ATV3R	FWXM20ATV3R
Description				Concealed Models	Concealed Models	Concealed Models
Function				Heating and Cooling*	Heating and Cooling*	Heating and Cooling*
Heating capacity	at 45/40°C	Max.	kW	2.18	3.11	3.88
	at 35/30°C	Max.	kW	1.14	1.73	2.15
Cooling capacity	at 7/12°C	Max.	kW	1.77	2.89	3.20
Sensible cooling capacity	at 7/12°C	Max.	kW	1.33	2.10	2.78
Power input		Max.	W	20	20	30
Dimensions	Height x Width x Depth		mm	576 x 725 x 126	576 x 925 x 126	576 x 1125 x 126
Weight			kg	12	15	18
Water Pipe connections			inch	3/4" Male Eurocone	3/4" Male Eurocone	3/4" Male Eurocone
Sound pressure level		Min.	dBA	25	26	26
		Max.	dBA	42	44	46
Operating Range	Heating	Min.	°C	30	30	30
		Max.	°C	85	85	85
	Cooling	Min.	°C	5	5	5
		Max.	°C	18	18	18
Power supply	Phase/Voltage/Frequency			1-phase / 230V / 50Hz	1-phase / 230V / 50Hz	1-phase / 230V / 50Hz
Running Current		Max.	A	0.2	0.2	0.3
Trade Price	Left Configuration			£322.00	£379.00	£434.00
	Right Configuration			£322.00	£379.00	£434.00

* Pricing for core module only - refer to the accessory page 270 for full panel customisation

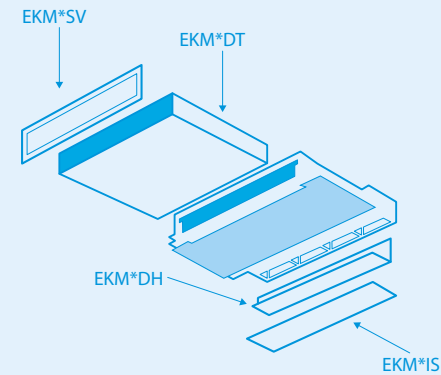
Installation: Options



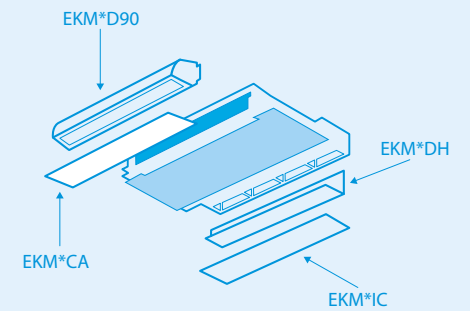
TYPE A
Vertical, in wall.



TYPE B
Horizontal, in ceiling. Console installation with full metal cover.











































TYPE C
Horizontal, in ceiling. Console installation with intake grill.



TYPE D
Horizontal, in ceiling. Flat installation with intake grill.

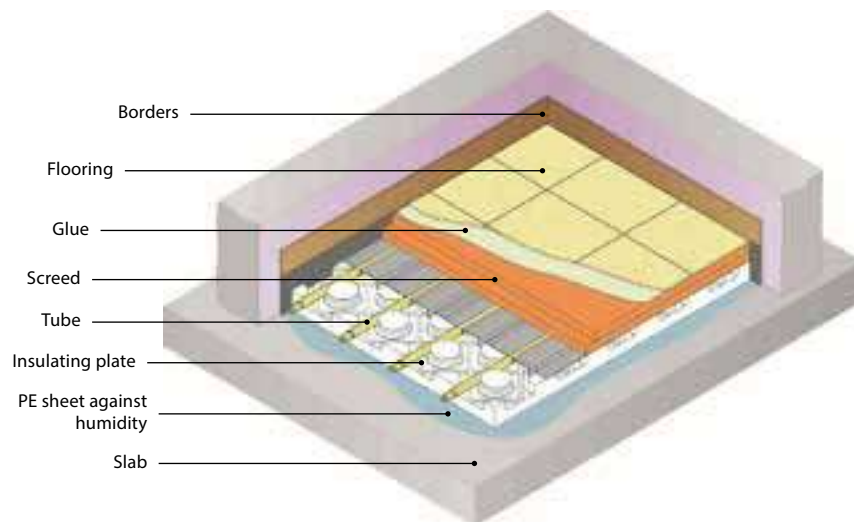
HPC Accessories

																											
			EKRTCRL1	EKRTCRL2	EKPCB0	EKWHCTRL1	EKWHCTRL1A	EKFCDB0	EKWHCTRL0	EKPCB45	EKPCB10	EKFA	EK2VK0	EK2VK0	EK3VK1	EK3VK1	EKEUR90	EKDIST	EKM10COH	EKM15COH	EKM20COH	EKM10CS	EKM15CS	EKM20CS	EKM10CH	EKM15CH	EKM20CH
	Concealed	FWXM10ATV3(R)																									
		FWXM15ATV3(R)																									
		FWXM20ATV3(R)																									
	Floor	FWXV10ABTV3(R)																									
		FWXV15ABTV3(R)																									
		FWXV20ABTV3(R)																									
	Wall Mounted	FWXT10ABTV3(L)																									
		FWXT15ABTV3(L)																									
		FWXT20ABTV3(L)																									
		FWXT10ABTV3C(L)																									
		FWXT15ABTV3C(L)																									
		FWXT20ABTV3C(L)																									
Trade Price			£140.00	£108.00	£64.00	£82.00	£123.00	£58.00	£108.00	£46.00	£46.00	£64.00	£108.00	£98.00	£133.00	£124.00	£13.00	£13.00	£37.00	£42.00	£56.00	£80.00	£92.00	£98.00	£176.00	£202.00	£217.00

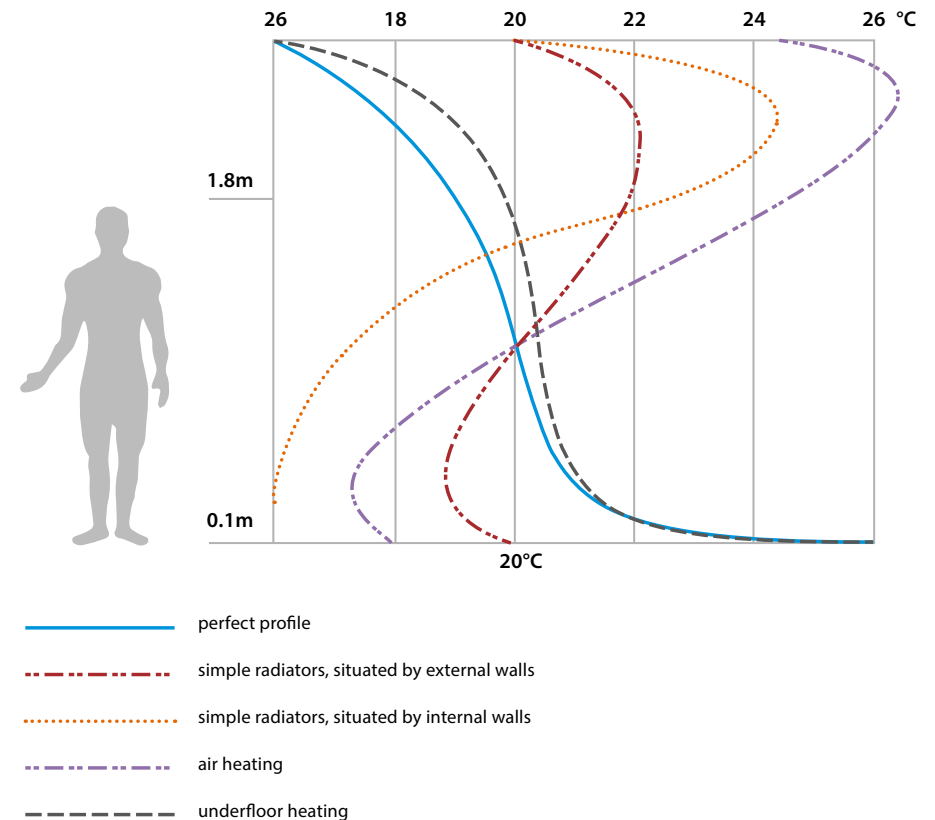
																																																																																																																																																																																																																																																																																																																																																																																																																																																																																																																																																																																																																																																																																																																																																																																																																																																																																																									
			EKM10CV	EKM15CV	EKM20CV	EKM10DH	EKM15DH	EKM20DH	EKM10D90	EKM15D90	EKM20D90	EKM10DT	EKM15DT	EKM20DT	EKM10IS	EKM15IS	EKM20IS	EKM10SV	EKM15SV	EKM20SV	EKM10IC	EKM15IC	EKM20IC	EKM10CA	EKM15CA	EKM20CA																																																																																																																																																																																																																																																																																																																																																																																																																																																																																																																																																																																																																																																																																																																																																																																																																																																																															
	Concealed	FWXM10ATV3(R)																																																																																																																																																																																																																																																																																																																																																																																																																																																																																																																																																																																																																																																																																																																																																																																																																																																																																																							

Underfloor Heating

By using underfloor heating as a heat emitter, heat is released into the space via a network of tubes. The tubes or underfloor heating pipes are embedded in the concrete slab. Hot water is supplied through these tubes or pipes, which will emit heat and heat the space. Water is typically heated by a heat generator such as ASHP or a boiler.



Underfloor heating has several advantages to offer the user. For a start, it is energy efficient, as the required leaving water temperature is much lower compared to other types of heat emitters. It is also comfortable for the user. The heat is uniformly produced throughout the space and is distributed vertically right from the bottom of the room, which means no cold feet. Underfloor heating is quiet in operation and aesthetically pleasing. In addition to this, UFH saves plenty of space as it replaces large fan coils or radiators.





For information on Daikin's underfloor heating design process, go to page 269

Underfloor Heating System

Underfloor Heating Pipes




Monopex heating pipes: Thick-walled, linked basic PE-X pipe with oxygen-tight barrier for Monopex low temperature underfloor heating systems.

	Description	Length	Part number	Trade Price
	Monopex 14 PE-X 14 x 2 OD For Monopex underfloor heating system	120m	EMOPX14120A	£73.00
	Monopex 17 PE-X 17 x 2 OD For Monopex underfloor heating system	120m	EMOPX17120A	£167.00
		240m	EMOPX17240A	£334.00



Underfloor Heating System

Manifolds


RMX manifold (plastic): RMX heating circuit manifold, for underfloor heating systems and radiators. Suitable for the smallest fitting heights. Buy clamping ring sets separately to suit pipe.

	Description	Quantity per pack	Part number	Trade Price
	Manifold RMX 2-port	1	ECOLLECTRMX2A	£118.00
	Manifold RMX 3-port	1	ECOLLECTRMX3A	£138.00
	Manifold RMX 4-port	1	ECOLLECTRMX4A	£167.00
	Manifold RMX 5-port	1	ECOLLECTRMX5A	£188.00
	Manifold RMX 6-port	1	ECOLLECTRMX6A	£216.00
	Manifold RMX 7-port	1	ECOLLECTRMX7A	£238.00
	Manifold RMX 8-port	1	ECOLLECTRMX8A	£260.00
	Manifold RMX 9-port	1	ECOLLECTRMX9A	£286.00
	Manifold RMX 10-port	1	ECOLLECTRMX10A	£316.00
	Manifold RMX 11-port	1	ECOLLECTRMX11A	£356.00
	Manifold RMX 12-port	1	ECOLLECTRMX12A	£386.00
	RMX actuator (230V) Actuator for RMX manifold and kombi box	1	EKWCVATR1V3	£14.00
	Extension Set for Manifold One-zone extension	1	EXTENSIONZONEA	£30.00




Clamping ring set on RMX heating circuit manifold for flow and return per heating circuit

	RMX connection set ring Monopex 14 x 2	2	ESERIMOPX14A	£7.00
	RMX connection set DUO17	2	ESERIMOPXDU17A	£8.00
	RMX connection set Monopex 17	2	ESERIMOPX17A	£7.00
	RMX connection set DUO25	2	ESERIMOPXDU25A	£7.00
	RMX connection set Monopex 20	2	ESERIMOPX20A	£7.00
	RMX manifold isolating valves 1"	2	ESHUTOFVALVEA	£28.00

RMV manifold (stainless steel)

	Description	Quantity per pack	Part number	Trade Price
	Manifold RMV 2-port	1	ECOLLECTRMV2A	£150.00
	Manifold RMV 3-port	1	ECOLLECTRMV3A	£172.00
	Manifold RMV 4-port	1	ECOLLECTRMV4A	£210.00
	Manifold RMV 5-port	1	ECOLLECTRMV5A	£235.00
	Manifold RMV 6-port	1	ECOLLECTRMV6A	£271.00
	Manifold RMV 7-port	1	ECOLLECTRMV7A	£298.00
	Manifold RMV 8-port	1	ECOLLECTRMV8A	£325.00
	Manifold RMV 9-port	1	ECOLLECTRMV9A	£361.00
	Manifold RMV 10-port	1	ECOLLECTRMV10A	£396.00
	Manifold RMV 11-port	1	ECOLLECTRMV11A	£446.00
	Manifold RMV 12-port	1	ECOLLECTRMV12A	£483.00

Underfloor Heating System Manifold Accessories

	Description	Quantity per pack	Part number	Trade Price
	Coupling nipple (3/4") for combination with 1703** clamping ring sets	2	ECLUTCHNIPSKUA	£8.00
	Connection nipple (3/4" PEX x 1/2" male) for combination with 1703** clamping ring sets	2	EAIPEXCOUPLINA	£6.00
	On-wall Manifold cabinet up to 7-port	1	EOWHV7RX7RV6A	£156.00
	On-wall Manifold cabinet up to 10-port	1	EOWH10RX10R9A	£167.00
	ON-wall Manifold cabinet up to 14-port	1	EOWH14RX14R12A	£197.00

Underfloor Heating (UFH) System Design Process

To prepare an accurate bill of materials and quotation for your underfloor heating project, we need to carry out a detailed UFH system design. This will take account of parameters including room heat losses, water flow temperature, floor construction, floor coverings and preferred manifold positions.

If you require an UFH system design, please contact your sales representative or your local branch for assistance. To enable us to carry out the UFH design, you will need to submit:

- Autocad drawings – floor plans and elevations
- Completed Daikin UFH design request form (available from your local branch)

Once you have placed an order for the UFH materials, we will send you the UFH system design for your approval prior to shipping the materials.

Underfloor Heating System

Insulating Strips and Installation Accessories








Image	Description	Quantity per pack	Part number	Trade Price
	Tacker gun Tacker gun for 60mm pipe staples. The tacker gun can be used to secure pipe directly to floor insulation	1	ESYSTACERSTACA	£383.00
	Pipe staples 60mm pipe staples for use with tacker gun (171134) and high density insulation with DPM	300	ETACKERNAIL60A	£30.00
	Edging strip For cement or anhydrite screed. PE foam with welded foil, height 150mm, 8mm thick	25m	ESIDESTRIPRDSA	£15.00
	Pipe bend This is recommended to facilitate the bend of the pipe up-to the manifold	10	EPIPEBEND1418A For Ø 14-18mm	£16.00
			EPIPEBEND2022A For Ø 20-22mm	£20.00

Image	Description	Quantity per pack	Part number	Trade Price
	Protect Integral system for floor (Egg Crate floor panel) For cement or anhydrite screed. PE foam with welded foil, height 150mm, 8mm thick	1	EPROTECT11A 1pc = 14.56m²	£116.00

Underfloor Heating System


Underfloor Heating Room Controls - Basic Range

Note: Cannot be combined with advanced range (see page 277)

	Description	Quantity per pack	Part number	Trade Price
	Wired Thermostat (digital) Digital room thermostat with back-lit display (230V)	1	EKWCTRDI1V3	£57.00
	Wired Thermostat (analog) Analog room thermostat with dial (230V)	1	EKWCTRAN1V3	£33.00

Wiring Centre Basic Range

Note: Cannot be combined with advanced range (see page 277)


	Description	Quantity per pack	Part number	Trade Price
	Basic range wiring centre <ul style="list-style-type: none"> - Maximum 10 zones and 18 loop actuators - Heating and cooling changeover input - External setback input - Pump/demand interlock relay - Din rail or wall mountable 	1	EKWUFHTA1V3	£117.00

Underfloor Heating System

Underfloor Heating Room Controls - Advanced Range

Modern aesthetics, easy to install and greater user comfort



Note: Cannot be combined with basic range (see page 276)



	Description	Quantity per pack	Part number	Trade Price
	Room thermostat (wired) - Electronic room temperature control (5V) - Adjustment range 5-26°C - Display of heating and cooling mode (red and blue LED)	1	EKW175139	£28.00

Wiring Centres and Accessories - Advanced Range

Modern aesthetics, easy to install and greater user comfort

Note: Cannot be combined with basic range (see page 276)

	Description	Quantity per pack	Part number	Trade Price
	Wiring centre - 6 channels - 4 actuators (230 V) per channel - Automatic heating/cooling switchover DIN rail field supplied	1	EKW175140	£176.00
	Wiring centre - 2 channels - 4 actuators (230 V) per channel - Automatic heating/cooling switchover DIN rail field supplied	1	EKW175141	£86.00

	Description	Quantity per pack	Part number	Trade Price
	Wiring centre power module To supply power to the wiring centres, including: - Pump input/output for heating and cooling DIN rail field supplied	1	EKW175137	£162.00
	Wiring centre clock module - Removable clock module - 2 setback timers for heating circuits Note: To be combined with the wiring centre power module	1	EKW175138	£86.00

Warranties

Product	Daikin Sustainable Home Installer	Daikin Sustainable Home Expert	Daikin Sustainable Home Centre	End User
DOMESTIC HEATING EQUIPMENT (Equipment only sold to contractors that have completed the relevant Daikin UK training courses and in agreement with Daikin UK)				
Altherma Outdoor Unit	3	5	5	Linked to Installer (Additional warranty up to 7 years can be purchased)
Altherma Hydro Box	3	5	5	Linked to Installer (Additional warranty up to 7 years can be purchased)
Altherma domestic hot water cylinder	3	5	5	Linked to Installer (Additional warranty up to 7 years can be purchased)
Altherma Hybrid	5	7	7	Linked to Installer (Additional warranty up to 7 years can be purchased)
Daikin Manufactured Heating Accessories	3	5	5	Linked to Installer (Additional warranty up to 7 years can be purchased)
Non Daikin Manufactured Heating Accessories	3	5	5	Linked to Installer (Additional warranty up to 7 years can be purchased)
Heat Pump Convectors	3	5	5	Linked to Installer (Additional warranty up to 7 years can be purchased)
Chilled water fan coils	3	5	5	Linked to Installer (Additional warranty up to 7 years can be purchased)
OTHER ITEMS				
SPARE PARTS	1	1	1	Installer Warranty
AIR PURIFIER	1	1	1	Installer Warranty
AIR CONDITIONING EQUIPMENT				
Split & Sky Air Systems (Matched Pairs only)	3	3	3	Installer Warranty
High Sensible Sky Air Split Systems (Advertised)	3	3	3	Installer Warranty
Mis Matched High (Sensible combinations only)	3	3	3	Installer Warranty
Multi Split Systems (Standard combinations only)	3	3	3	Installer Warranty
VAM / VKM Total heat exchangers	3	3	3	Installer Warranty
RESIDENTIAL VENTILATION				
DUCO	3	3	3	Installer Warranty
COMMERCIAL HEATING EQUIPMENT (Equipment only sold to contractors that have completed the relevant Daikin UK training courses and in agreement with Daikin UK)				
WS Collective	1 year if commissioned by D1/D1+ or designated M&E 2 Years if commissioned by by Daikin UK	1 Year if commissioned by Ci 2 Years if commissioned by Daikin UK	1 Year if commissioned by contractor 2 Years if commissioned by Daikin UK	

Notes:

End User Warranty:

- Daikin Altherma systems come with an extended end user warranty, as long as they are registered by the installer on Stand By Me within 12 months of commissioning. If the system is not registered on Stand By Me within this time, the homeowner will only receive the standard 1 year warranty. For full Terms and Conditions of the warranty policy please go to standbyme.daikin.co.uk/en
- For every installation you register on Stand By Me, you'll gain additional contributions to your Business Development fund, which you can redeem on the Sustainable Home Network portal at sustainablehomenetwork.daikin.co.uk. Or your customer can register their warranty directly (although you won't gain a contribution to your business development fund). As soon as you've commissioned the system, they will receive a code via email so they can register the warranty themselves. Your project database will show you if the end-user has completed the warranty registration and the length of time remaining on their warranty.
- Warranty on air conditioning equipment is applicable to Sustainable Home Installer/ Sustainable Home Expert/ Sustainable Home Centre
- DUCO Residential Ventilation system can also convert to an end user warranty if registered on SBM and linked to the installer

Applied

Daikin Chillers, Heat Pumps and Condensing Units	280
Daikin Fan Coil Units	309
Daikin Modular Air Handling Units	319
Daikin Service for Applied Products	325

Save energy with **Daikin ‘Total Inverter Solutions’**



INVERTER



INVERTER



INVERTER



Daikin Chillers and Heat Pumps

Daikin's ranges of air-cooled and water-cooled chillers and heat pumps are designed to suit most applications – large or small – offering the ultimate in flexibility and control. The unique combination of advanced technology, experience and reliability make Daikin the ideal choice.

Daikin chillers have nominal cooling capacities of 5kW to 2,148kW (air-cooled) or 13kW to 2,173kW (water-cooled).

Worldwide experience

As a global leader in HVAC solutions, Daikin has the world's most advanced facilities in air conditioning research and development. This means we can manufacture all main chiller components (compressors, fans, condenser coils, software) in-house.

Highest efficiency

Using the latest technology, Daikin achieves industry-leading efficiency and energy-saving operation for outstanding cost-saving performance.

- Lowest total cost of ownership
- Fast payback time
- Environment-friendly solutions

Quality and reliability

- Zero defect policy ensures quality of components and finished products
- All chillers and heat pumps are factory run and subjected to quality audit before shipment
- Eurovent and AHRI certification

Whatever your needs in climate control or process applications, Daikin's range of chillers and heat pumps provide a solution, from factories and warehouses to hotels and department stores, and even district cooling/heating for residential applications.

High Efficiency Inverter Chiller Ranges



Why break from tradition?

- Seasonal efficiency
- Seasonal quietness
- Low starting currents
- Available with HFC R-134a, Low GWP HFO R1234ze(E) or HFO blend R-513A



Benefits for the installer

- Factory leak-tested and pre-charged
- High serviceability
- User-friendly smart controls which can be integrated easily with building management systems

Benefits for the consultant

- Multiple options available, e.g. rapid restart, variable speed water pumps, smart energy meter, EC fans
- Ideal for both new and retrofit projects: same footprints of non-inverter unit with higher efficiencies and performance

Benefits for the end user

- Rapid payback of three years for comfort cooling applications
- 50% reduction of energy consumption
- Designed for sound-sensitive environments



High efficiency inverter chiller ranges for comfort and process cooling / heating

High efficiencies both at full load and part load

- Daikin compressor with in-built inverter and Variable Volume Ratio (VVR) for optimised efficiency
- In-house developed software with dynamic condensing pressure management and innovative economiser control logic

Rapid return on investment

- Payback of three years, compared to a non-inverter unit for comfort cooling applications
- Less than one year for process cooling applications

Compact design

- Compact heat exchangers optimised for superior efficiency
- Compressor-mounted inverter reduces the dimensions of the electrical panel

Perfect comfort level

- Infinitely variable load regulation
- Precise leaving water temperature control thanks to stepless regulation

Hydronic free cooling

- Air cooled inverter screw ranges have the possibility to include on-board glycol free cooling
- Two versions are available: Open Loop and Closed Loop
- Zero impact on unit footprint (Open Loop)

Contact Applied Sales for more information.

Please contact your local sales office for further information on these products and extensive option flexibility – download info from daikin.co.uk



Product Overview

Air Cooled Chillers and Condensing Units

Mini chillers

Ideal for residential applications, Daikin mini chillers are equipped with an inverter swing or scroll compressor allowing a smooth, more reliable and energy-efficient operation with low noise levels.

Air cooled scroll chillers


















Daikin scroll chillers are designed for small and medium cooling capacities. Our wide range of models match every building's air conditioning and process cooling needs.

Air cooled screw chillers

Manufactured for large capacities, Daikin screw chillers deliver unparalleled reliability and efficiency, both for comfort and process applications. Equipped with an inverter, they provide high efficiency at part load.

Ecodesign

Air cooled Applied products indicated are Ecodesign Lot 1 compliant (Heat pumps below 400kW valid from 25 September 2017) or Lot 2-Tier 2 compliant (Chillers below 2MW valid from 01 January 2021).

						Compressor			Heat exchanger		Efficiency version			Sound version			Ecodesign Compliance *****						
		Refrigerant type *	Refrigerant circuits	Inverter	Free cooling **	Swing	Scroll	Screw	Water heat exchanger ***	Outdoor heat exchanger ****	Standard	High	Premium	Standard	Low	Reduced							
Cooling only																		Cooling capacity (kW)					
																		0	17.5	200	500	1,000	2,000
EWAA~DA			R-32	1						 BPHE	 Cu/Al						C						
EWAT~CZ			R-32	1-2						 BPHE	 Cu/Al						C&P						
POA	EWAT~B- B		R-32	1-2						 BPHE	 MC							C&P					
	EWAT~B- C		R-32	1-2		OPT				 BPHE	 MC							C&P					
	EWAD~TZ D		R-134a	1-2			OPT			 BPHE S&T	 MC							C&P					
	EWAH~TZ D		R-1234ze	1-2			OPT			 BPHE S&T	 MC							C&P					
	EWAS~TZ D		R-513A	1-2			OPT			 BPHE S&T	 MC							C&P					
Condensing unit																		0	17.5	200	500	1,000	2,000
POA	ERAD~E-		R-134a	1						 Cu/Al							NA						
																		***** Mandatory commissioning					

* (GWP): R-134a (1430), R-32 (675), R1234ze (7), R-513A (631)

** STD: Included as standard, OPT: Available option

*** BPHE: Brazed plate heat exchanger, S&T: Single pass shell and tube exchanger

**** MC: Microchannel exchanger, Cu/Al: Copper tube Aluminium fin exchanger

***** Ecodesign Compliance: C&P = Comfort and Process Applications, C = Comfort Applications, P = Process Applications, NA = Exempt

***** Mandatory commissioning by Daikin Airconditioning UK, see page 325

Product Overview

Air Source Heat Pump Chillers and Polyvalent Units



Air source mini heat pump chillers

Ideal for residential applications, Daikin air source reversible heat pump mini chillers are equipped with an inverter swing or scroll compressor allowing a smooth, more reliable and energy-efficient operation with low noise levels.

Air source scroll heat pump chillers

Daikin air source reversible heat pump chillers with scroll compressors are designed for small and medium cooling and heating capacities. Our wide range of models match every building's air conditioning needs.

Air source screw heat pump chillers












































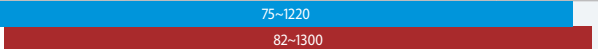








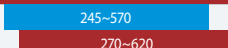










Manufactured for large capacities, Daikin screw chillers deliver unparalleled reliability and efficiency, both for comfort and process applications. Equipped with an inverter, they provide high efficiency at part load.

Polyvalent 4-pipe units

Daikin polyvalent 4-pipe units are equipped with two independent refrigeration circuits incorporating two water heat exchangers to simultaneously meet heating and cooling demands.

Ecodesign

Air cooled Applied products indicated are Ecodesign Lot 1 compliant (Heat pumps below 400kW valid from 25 September 2017) or Lot 21-Tier 2 compliant (Chillers below 2MW valid from 01 January 2021).

		Refrigerant type *	Refrigerant circuits	Inverter	Free cooling **	Compressor			Heat exchanger		Efficiency version			Sound version			Ecodesign Compliance *****							
						Swing	Scroll	Screw	Water heat exchanger***	Outdoor heat exchanger***	Standard	High	Premium	Standard	Low	Reduced								
Heat pump																		0	17.5	200	500	1,000	2,000	***** Mandatory commissioning
EWYA~DA			R-32	1													HP							
EWYT~CZI EWYT~CZO			R-32	1-2													HP							
EWYT~CZ			R-32	1-2													HP							
EWYE~CZ			R454C	1-2													HP							
		NEW EWYE~CZ AVAILABLE EARLY 2025																						
POA	EWYT~B-		R-32	1-2													HP							
	EWYD~BZ		R-134a	2-3													HP							
Polyvalent 4-Pipe simultaneous cooling and heating																		0	17.5	200	500	1,000	2,000	
POA	EWYS~4Z B		R-513A	2													C&P							

Ecodesign

Air cooled Applied products indicated are Ecodesign Lot 1 compliant (Heat pumps below 400kW valid from 25 September 2017) or Lot 21-Tier 2 compliant (Chillers below 2MW valid from 01 January 2021).

Cooling capacity (kW) : Heating capacity (kW)

Cooling capacity (kW) : Heating capacity (kW)

* (GWP): R-134a (1430), R-32 (675), R-513A (631), R-454C (148)

** STD: Included as standard, OPT: Available option

*** BPHE: Braze plate heat exchanger, S&T: Single pass shell and tube exchanger

**** Cu/Al: Copper tube Aluminium fin exchanger

***** Ecodesign Compliance: C&P = Comfort and Process Applications, HP = Heat Pump Applications

***** Mandatory commissioning by Daikin Airconditioning UK, see page 325

Product Overview

Water Cooled Chillers

Water cooled scroll chillers

These units are among the most efficient, quiet and reliable chillers available today and can be easily integrated with the HVAC system of your choice. Their compact, modular design makes them ideal for replacement projects.

Water cooled scroll chillers

These units are among the most efficient, quiet and reliable chillers available today and can be easily integrated with the HVAC system of your choice. Their compact, modular design makes them ideal for replacement projects.


Water Cooled Oil Free Centrifugal chiller

Units fitted with centrifugal compressors utilising frictionless magnetic bearings for oil-free operation, integrated variable-frequency drives, and high-speed direct drive technology. Ideal for extremely low sound sensitive environments requiring highest levels of efficiency.

Ecodesign

Water cooled Applied products indicated are Ecodesign Lot 1 compliant (Heat pumps below 400kW valid from 25 September 2017) or Lot 21-Tier 2 compliant (Chillers below 2MW valid from 01 January 2021).

Cooling capacity (kW) : Heating capacity (kW)



* (GWP) : R-410A (2087.5), R-134a (1430), R1234ze (7), R-513A (631)

** BPHE: Brazen plate heat exchanger

*** S&T: Shell and tube exchanger

**** Ecodesign Compliance: C&P = Comfort and Process Applications, HP = Heat Pump Applications









***** Mandatory commissioning by Daikin Airconditioning UK, see page 325

***** Mandatory commissioning

These units are among the most efficient, quiet and reliable chillers available today and can be easily integrated with the HVAC system of your choice. Their compact, modular design makes them ideal for replacement projects.

The Daikin condenserless screw chillers provide the ideal solution for sound-sensitive environments. Suitable for any kind of remote condenser application ranging from comfort cooling to ice making.

Condenserless Applied products indicated are Ecodesign Lot 1 compliant (Heat pumps below 400kW valid from 25 September 2017) or Lot 21-Tier 2 compliant (Chillers below 2MW valid from 01 January 2021).

		Refrigerant Type *	Refrigerant circuits	Inverter	Compressor			Water heat exchangers				Efficiency version		Sound version	Ecodesign Compliance ****	Cooling capacity (kW) : Heating capacity (kW)							
					Scroll	Screw	Centrifugal	Evaporator		Condenser		Standard	High	Premium		Standard							
								BPHE **	S&T ***	BPHE **	S&T ***												
Condenserless chillers																	0	17.5	200	500	1,000	2,000	**** Mandatory commissioning
EWLQ~KC			R-410A	1-2												NA		12~58					
POA	EWLT~Q- NEW		R-32	1												NA		90~155	Maximum 8 modules				
	EWLQ~G-		R-410A	1												NA		87~346					
	EWLQ~L-		R-410A	2												NA			173~676				
	EWLD~J-		R-134a	1												NA		110~265					
	EWLH~J-		R-1234ze	1												NA		85~193					
	EWLS ~J-		R-513A	1												NA		110~268					
	EWLD~I-		R-134a	1-2-3												NA			315~1,433				

R-32 **BLUEVOLUTION**

EWAA~D

Air Cooled Water Chiller Inverter Swing Compressor - Cooling Only



Features:

- R-32 refrigerant product with GWP of 675 reduces the environmental impact by 68% compared to R-410A and leads directly to lower energy consumption thanks to its high energy efficiency
- As a single component refrigerant, R-32 is also easier to recycle and reuse
- Daikin inverter swing compressor
- Brushless DC fan
- High efficiency copper fin and aluminium tube type outdoor exchanger with anti-corrosion treatment (PE) and integral sub-cooler
- On-board inverter controlled hydronic pump as standard
- New casing design
- Three new single phase models available extending the cooling capacity down to 4.5kW

Air Cooled- R-32 Inverter Swing Compressor - Cooling Only - Single Phase Models								
Model			EWAA004DV3P-H	EWAA006DV3P-H	EWAA008DV3P-H	EWAA011DV3P-H-	EWAA014DV3P-H-	EWAA016DV3P-H-
Cooling capacity	Nominal	kW	4.52	5.09	5.44	11.6	12.8	14.0
Power input	Nominal Cooling	kW	1.36	1.55	1.73	3.56	4.06	4.58
Capacity control	Method		Variable (Inverter)					
EER	Nominal		3.32	3.28	3.14	3.26	3.16	3.06
SEER	EN14825 (Fan coil application)		-	-	-	5.79	5.71	5.59
Dimensions	Height x Width x Depth	mm	770 x 1250 x 662			870 x 1380 x 460		
Operating weight		kg	88			147		
Water heat exchanger	Type		Braze Plate					
Water flow rate	Nominal Cooling	l/s	0.21	0.25	0.27	0.55	0.61	0.67
Pump	Available Head	kPa	73.0	72.0	71.0	99.2	94.1	88.4
Air heat exchanger	Type		Cu/Al - High efficiency fin and tube type with integral subcooler					
Compressor	Type		Hermetically sealed swing inverter compressor					
	Quantity		1					
Fan	Type		Direct Propeller					
	Quantity		1					
Sound power level	Nominal Cooling	dBA	61	62	62	67	69	69
Sound pressure level	Nominal Cooling	dBA	48.0	49.0	50.0	47.7	50.8	51.0
Refrigerant	Type/GWP		R-32/675					
	Total charge	kg	1.35			3.8		
	Quantity of circuits		1					
Piping connections	Evaporator water inlet/outlet (OD)	mm	1					
Electrical data	Voltage/Phase/Frequency	V/Ph/Hz	230/1/50	230/1/50	230/1/50	230/1/50	230/1/50	230/1/50
Base Unit + OP10			EWAA004DV3P-H	EWAA006DV3P-H	EWAA008DV3P-H	EWAA011DV3P-H-	EWAA014DV3P-H-	EWAA016DV3P-H-
Trade Price - Base Unit + OP10*			£3,437.00	£3,627.00	£3,725.00	£5,317.00	£5,652.00	£6,006.00

Air Cooled- R-32 Inverter Swing Compressor - Cooling Only - Three Phase Models					
Model			EWAA011DW1P-H-	EWAA014DW1P-H-	EWAA016DW1P-H-
Cooling capacity	Nominal	kW	11.6	12.8	14.0
Power input	Nominal Cooling	kW	3.56	4.06	4.58
Capacity control	Method		Variable (Inverter)		
EER	Nominal		3.26	3.16	3.06
SEER	EN14825 (Fan coil application)		5.79	5.71	5.59
Dimensions	Height x Width x Depth	mm	870 x 1380 x 460		
Operating weight		kg	147		
Water heat exchanger	Type		Brazed Plate		
Water flow rate	Nominal Cooling	l/s	0.55	0.61	0.67
Pump	Available Head	kPa	99.2	94.1	88.4
Air heat exchanger	Type		Cu/Al - High efficiency fin and tube type with integral subcooler		
Compressor	Type		Hermetically sealed swing inverter compressor		
	Quantity		1		
Fan	Type		Direct Propeller		
	Quantity		1		
Sound power level	Nominal Cooling	dBA	67	69	69
Sound pressure level	Nominal Cooling	dBA	47.7	50.8	51.0
Refrigerant	Type/GWP		R-32/675		
	Total charge	kg	3.8		
	Quantity of circuits		1		
Piping connections	Evaporator water inlet/outlet (OD)	mm	1		
Electrical data	Voltage/Phase/Frequency	V/Ph/Hz	400/3/50	400/3/50	400/3/50
Base Unit + OP10			EWAA011DW1P-H-	EWAA014DW1P-H-	EWAA016DW1P-H-
Trade Price - Base Unit + OP10			£5,410.00	£5,748.00	£6,110.00

Notes:

- Please contact your local sales office for further information on these products – Download information from www.daikin.co.uk
- Nominal cooling capacities are based on 35°C ambient, chilled water @12/7°C
- EWAA-DV/DW series only operate in cooling mode down to ambient temperatures of +10°C
- Commissioning by Daikin Air Conditioning UK is not mandatory, however it can be arranged through your regional service department with prices detailed on page 325

EWAT~CZ

Air Cooled Water Chiller Inverter Scroll Compressor - Cooling Only



Features:

- R-32 refrigerant product with GWP of 675 reduces the environmental impact by 68% compared to R-410A and leads directly to lower energy consumption thanks to its high energy efficiency
- As a single component refrigerant, R-32 is also easier to recycle and reuse
- Daikin inverter scroll compressors on all stages with possibility for MAX mode to increase capacity output
- Inverter driven propeller type AXIAL fan
- High efficiency copper fin and aluminium tube type outdoor exchanger with integral sub-cooler and anti-corrosion treatment
- New modern casing design
- Possibility for inverter drive on-board hydronic pump in standard or high lift
- Possibility to include Partial Heat Recovery option
- New MicroTech 4 controller allowing full compatibility with optional Daikin on-site, cloud-based monitoring

			Single Circuit Models									
Model			EWAT016CZNB1		EWAT021CZNB1		EWAT025CZNB1		EWAT032CZNB1		EWAT040CZNB1	
Operating Mode			Normal	Max	Normal	Max	Normal	Max	Normal	Max	Normal	Max
Cooling capacity ⁽ⁱⁱ⁾	Nom./Max.	kW	15.87	18.30	20.87	25.00	25.57	29.30	32.38	38.60	39.58	45.20
Power input ⁽ⁱⁱ⁾	Nominal Cooling	kW	5.5	6.8	6.6	8.5	8.5	10.7	9.3	13.5	12.4	16.7
Capacity control	Method		Variable (Inverter)									
	Minimum capacity	%	18		14		12		19		15	
EER ⁽ⁱ⁾	Nominal		2.90	2.69	3.16	2.94	3.00	2.74	3.13	2.87	2.95	2.71
SEER ⁽ⁱⁱ⁾	EN14825 (Fan coil application)		5.00		5.00		5.06		5.21		5.09	
Dimensions	Height x Width x Depth	mm	1878 x 1152 x 810		1878 x 1152 x 810		1878 x 1152 x 810		1878 x 1753 x 810		1878 x 1753 x 810	
Unit weight		kg	280		280		280		424		424	
Operating weight		kg	281		282		282		426		426	
Water heat exchanger	Type		Braze plate									
Water flow rate	Nominal Cooling	l/s	0.76	0.90	1.00	1.20	1.22	1.40	1.55	1.80	1.89	2.20
Water pressure drop	Nominal Cooling	kPa	19.8	25.5	11.3	15.6	16.3	20.7	19.2	26.3	27.6	35.0
Air heat exchanger	Type		Cu/Al - Copper tube Aluminium fin exchanger									
Compressor	Type		Hermetically Sealed Scroll Compressor									
	Quantity		1		1		1		1		1	
Fan	Type		Axial/VFD									
	Quantity		1		1		1		2		2	
	Total Air Flow	l/s	3228		3122		3524		5080		6701	
Sound power level	Nominal Cooling	dBA	76		76		78		79		80	
Sound pressure level @ 1m	Nominal Cooling	dBA	60		60		62		62		63	
Refrigerant	Type/GWP		R-32/675									
	Total charge	kg	3.0		5.5		5.5		7.0		8.0	
	Quantity of circuits		1		1		1		1		1	
Piping connections	Evaporator water inlet/outlet(OD) mm		1 1/4" (Female)		1 1/4" (Female)		1 1/4" (Female)		1 1/4" (Female)		1 1/4" (Female)	
Electrical data	Running current - Cooling	A	13.8	15.0	15.5	18.0	18.1	21.0	25.3	29.0	28.6	32.0
	Running current Max	A	18.8	19.0	23.1	23.0	25.8	26.0	37.4	37.0	41.8	42.0
	Voltage/Phase/Frequency	V/Ph/Hz	400/3/50									

Pricing Options

Model	EWAT016CZNB1	EWAT021CZNB1	EWAT025CZNB1	EWAT032CZNB1	EWAT040CZNB1
Base Unit + Op.191 (Evaporator Trace Heater)	£7,909.00	£9,034.00	£10,186.00	£11,757.00	£13,976.00
Model	EWAT016CZPBA1	EWAT021CZPBA1	EWAT025CZPBA1	EWAT032CZPBA1	EWAT040CZPBA1
Base Unit + Low Head Pump + Op.191 (Evaporator Trace Heater)	£8,798.00	£10,203.00	£11,314.00	£13,194.00	£15,415.00
Available Pump Head @ Nominal Flow Rate	240	230	200	180	160
Model	EWAT016CZHBA1	EWAT021CZHBA1	EWAT025CZHBA1	EWAT032CZHBA1	EWAT040CZHBA1
Base Unit + High Head Pump + Op.191 (Evaporator Trace Heater)	£9,056.00	£10,496.00	£11,610.00	£13,626.00	£15,935.00
Available Pump Head @ Nominal Flow Rate	470	460	420	400	370
Model	EWAT016CZNC1	EWAT021CZNC1	EWAT025CZNC1	EWAT032CZNC1	EWAT040CZNC1
Base Unit + Op.218 (Partial Heat Recovery)	£8,086.00	£9,214.00	£10,365.00	£12,026.00	£14,243.00
Partial Heat Recovery Capacity @ Nominal Conditions	3.1	4.1	5.0	6.3	7.7
Model	EWAT016CZPCA1	EWAT021CZPCA1	EWAT025CZPCA1	EWAT032CZPCA1	EWAT040CZPCA1
Base Unit + Low Head Pump + Op.218 (Partial Heat Recovery)	£8,974.00	£10,383.00	£11,494.00	£13,462.00	£15,683.00
Partial Heat Recovery Capacity @ Nominal Conditions	3.1	4.1	5.0	6.3	7.7
Model	EWAT016CZHCA1	EWAT021CZHCA1	EWAT025CZHCA1	EWAT032CZHCA1	EWAT040CZHCA1
Base Unit + High Head Pump + Op.218 (Partial Heat Recovery)	£9,234.00	£10,675.00	£11,788.00	£13,894.00	£16,203.00
Partial Heat Recovery Capacity @ Nominal Conditions	3.1	4.1	5.0	6.3	7.7

Accessories:

Accessory Ref	Description	List Price
EKRSC TMS	Temperature sensor for master/slave configuration	£64.00
EKRSC IO	IO Extension for VPF, domestic hot water, demand limit, setpoint reset, low noise	£182.00
EKRSC BMS	External BMS Communication (Modbus RTU/TCP, Bacnet MSTP/IP)	£244.00
EKRSC SM	DoS Router c/w Antenna & M2M Sim Card	£275.00
EKRSC DP	Differential Pressure Transducer for VPF	£1,227.00

Notes:

- Please contact your local sales office for further information on these products – Download information from www.daikin.co.uk
- Nominal cooling capacities are based on 35°C ambient, chilled water @12/7°C
- EWAT-CZ series can operate in cooling down to ambient temperatures of -15°C as standard
- The EWAT064 & 090 do not include offloading to kerbside with tail lift. Additional costs for delivery with a Hi-Ab are available on request
- Commissioning by Daikin Air Conditioning UK is mandatory and can be arranged through your regional service department with pricing detailed on page 325

R-32 BLUEEVOLUTION

LOOP
BY DAIKIN

EWAT~CZ

Air Cooled Water Chiller Inverter Scroll Compressor - Cooling Only



Features:

- R-32 refrigerant product with GWP of 675 reduces the environmental impact by 68% compared to R-410A and leads directly to lower energy consumption thanks to its high energy efficiency
- As a single component refrigerant, R-32 is also easier to recycle and reuse
- Daikin inverter scroll compressors on all stages with possibility for MAX mode to increase capacity output
- Inverter driven propeller type AXIAL fan
- High efficiency copper fin and aluminium tube type outdoor exchanger with integral sub-cooler and anti-corrosion treatment
- New modern casing design
- Possibility for inverter drive on-board hydronic pump in standard or high lift
- Possibility to include Partial Heat Recovery option
- New MicroTech 4 controller allowing full compatibility with optional Daikin on-site, cloud-based monitoring

			Dual Circuit Models							
Model			EWAT040CZNB2		EWAT050CZNB2		EWAT064CZNB2		EWAT090CZNB2	
Operating Mode			Normal	Max	Normal	Max	Normal	Max	Normal	Max
Cooling capacity ⁽ⁱⁱ⁾	Nom./Max.	kW	41.37	49.60	50.75	58.20	63.95	72.70	88.26	98.30
Power input ⁽ⁱⁱⁱ⁾	Nominal Cooling	kW	13.2	17.3	17.0	21.3	21.8	27.4	31.00	38.20
Capacity control	Method		Variable (Inverter)							
	Minimum capacity	%	14		12		15		14	
EER ⁽ⁱ⁾	Nominal		3.12	2.87	2.98	2.73	2.93	2.65	2.84	2.57
SEER ⁽ⁱⁱⁱ⁾	EN14825 (Fan coil application)		5.41		5.33		5.21		5.03	
Dimensions	Height x Width x Depth	mm	1878 x 2304 x 810		1878 x 2304 x 810		1878 x 2905 x 810		1878 x 3506 x 810	
Unit weight		kg	560		560		704		848	
Operating weight		kg	565		565		709		856	
Water heat exchanger	Type		Brazed plate							
Water flow rate	Nominal Cooling	l/s	1.97	2.40	2.42	2.80	3.05	3.50	4.21	4.70
Water pressure drop	Nominal Cooling	kPa	9.9	13.7	14.3	18.3	21.7	27.4	20.1	24.4
Air heat exchanger	Type		Cu/Al - Copper tube Aluminium fin exchanger							
Compressor	Type		Hermetically Sealed Scroll Compressor							
	Quantity		2		2		2		2	
Fan	Type		Axial/VFD							
	Quantity		2		2		3		4	
	Total Air Flow	l/s	5444		7048		8967		13402	
Sound power level	Nominal Cooling	dBA	80		81		83		85	
Sound pressure level @1m	Nominal Cooling	dBA	63		64		65		67	
Refrigerant	Type/GWP		R-32/675							
	Total charge	kg	12.0		12.0		13.0		16.0	
	Quantity of circuits		2		2		2		2	
Piping connections	Evaporator water inlet/outlet(OD)	mm	2" (Female)		2" (Female)		2" (Female)		2" (Female)	
Electrical data	Running current - Cooling	A	29.5	34.0	34.2	40.0	45.8	53.0	61.7	70.0
	Running current Max	A	45.2	45.0	50.7	51.0	66.7	67.0	91.4	91.0
	Voltage/Phase/Frequency	V/Ph/Hz	400/3/50							

Pricing Options

Model	EWAT040CZNB2	EWAT050CZNB2	EWAT064CZNB2	EWAT090CZNB2
Base Unit + Op.191 (Evaporator Trace Heater)	£15,302.00	£16,839.00	£19,336.00	£24,215.00
Model	EWAT040CZPB2	EWAT050CZPB2	EWAT064CZPB2	EWAT090CZPB2
Base Unit + Low Head Pump + Op.191 (Evaporator Trace Heater)	£16,706.00	£18,408.00	£21,144.00	£27,672.00
Available Pump Head @ Nominal Flow Rate	190	160	210	170
Model	EWAT040CZHBA2	EWAT050CZHBA2	EWAT064CZHBA2	EWAT090CZHBA2
Base Unit + High Head Pump + Op.191 (Evaporator Trace Heater)	£17,228.00	£18,998.00	£21,587.00	£28,088.00
Available Pump Head @ Nominal Flow Rate	400	360	325	280
Model	EWAT040CZNC2	EWAT050CZNC2	EWAT064CZNC2	EWAT090CZNC2
Base Unit + Op.218 (Partial Heat Recovery)	£15,940.00	£17,478.00	£20,087.00	£25,056.00
Partial Heat Recovery Capacity @ Nominal Conditions	8.1	9.9	12.6	17.4
Model	EWAT040CZPCA2	EWAT050CZPCA2	EWAT064CZPCA2	EWAT090CZPCA2
Base Unit + Low Head Pump + Op.218 (Partial Heat Recovery)	£17,344.00	£19,047.00	£21,895.00	£28,512.00
Partial Heat Recovery Capacity @ Nominal Conditions	8.1	9.9	12.6	17.4
Model	EWAT040CZHCA2	EWAT050CZHCA2	EWAT064CZHCA2	EWAT090CZHCA2
Base Unit + High Head Pump + Op.218 (Partial Heat Recovery)	£17,866.00	£19,637.00	£22,339.00	£28,929.00
Partial Heat Recovery Capacity @ Nominal Conditions	8.1	9.9	12.6	17.4

Accessories:

Accessory Ref	Description	List Price
EKRSC TMS	Temperature sensor for master/slave configuration	£64.00
EKRSC IO	IO Extension for VPF, domestic hot water, demand limit, setpoint reset, low noise	£182.00
EKRSC BMS	External BMS Communication (Modbus RTU/TCP, Bacnet MSTP/IP)	£244.00
EKRSC SM	DoS Router c/w Antenna & M2M Sim Card	£275.00
EKRSC DP	Differential Pressure Transducer for VPF	£1,227.00

Notes:

- Please contact your local sales office for further information on these products – Download information from www.daikin.co.uk
- Nominal cooling capacities are based on 35°C ambient, chilled water @12/7°C
- EWAT~CZ series can operate in cooling down to ambient temperatures of -15°C as standard
- The EWAT064 & 090 do not include offloading to kerbside with tail lift. Additional costs for delivery with a Hi-Ab are available on request
- Commissioning by Daikin Air Conditioning UK is mandatory and can be arranged through your regional service department with pricing detailed on page 325

EWYA~D

Air Cooled Water Chiller Inverter Swing Compressor - Heat Pump



Features:

- R-32 refrigerant product with GWP of 675 reduces the environmental impact by 68% compared to R-410A and leads directly to lower energy consumption thanks to its high energy efficiency
- As a single component refrigerant, R-32 is also easier to recycle and reuse
- Daikin inverter swing compressor
- Possibility for 60°C Condenser Leaving Water Temperature
- Brushless DC fan
- High efficiency copper fin and aluminium tube type outdoor exchanger with anti-corrosion treatment (PE) and integral sub-cooler
- On-board inverter controlled hydronic pump as standard
- New casing design
- Three new single phase models available extending the heating capacity down to 4.5kW

Model			EWYA004 DV3P-H	EWYA006 DV3P-H	EWYA008 DV3P-H	EWYA009 DV3P-H	EWYA011 DV3P-H	EWYA014 DV3P-H	EWYA016 DV3P-H	EWYA009 DW1P-H	EWYA011 DW1P-H	EWYA014 DW1P-H	EWYA016 DW1P-H
Cooling capacity	Nominal	kW	4.52	5.09	5.44	9.4	11.6	12.8	14.0	9.4	11.6	12.8	14.0
Power input	Nominal Cooling	kW	1.36	1.55	1.73	2.8	3.6	4.1	4.6	2.8	3.6	4.1	4.6
Heating capacity	Nominal	kW	4.6	5.9	7.8	9.4	10.6	12.0	16.0	9.4	10.6	12.0	16.0
Power input	Nominal Heating	kW	1.26	1.69	2.23	1.91	2.18	2.46	3.53	1.91	2.18	2.46	3.53
Capacity control	Method		Variable (Inverter)										
EER	Nominal		3.32	3.28	3.14	3.35	3.26	3.16	3.06	3.35	3.26	3.16	3.06
SEER	EN14825 (Fan coil application)		-	-	-	5.62	5.79	5.71	5.59	5.62	5.79	5.71	5.59
COP	Nominal		3.65	3.5	3.5	4.91	4.83	4.87	4.53	4.91	4.83	4.87	4.53
Dimensions	Height x Width x Depth	mm	770 x 1250 x 362					870 x 1380 x 460					
Operating weight		kg	88					147					
Water heat exchanger	Type		Brazen Plate										
Water flow rate	Nominal Cooling	l/s	0.21	0.25	0.27	0.45	0.55	0.61	0.67	0.45	0.55	0.61	0.67
	Nominal Heating	l/s	0.21	0.28	0.37	0.45	0.51	0.57	0.77	0.45	0.51	0.57	0.77
Pump	Available Head - Cooling	kPa	73.0	72.0	71.0	106.6	99.2	94.1	88.4	106.6	99.2	94.1	88.4
	Available Head - Heating	kPa	73.0	68.0	63.0	107.5	105.2	95.7	76.7	107.5	105.2	95.7	76.7
Air heat exchanger	Type		Cu/Al - High efficiency fin and tube type with integral subcooler										
Compressor	Type		Hermetically sealed swing inverter compressor										
	Quantity		1										
Fan	Type		Direct Propeller										
	Quantity		1										
Sound power level	Nominal Cooling	dBA	61	62	62	65.5	67.0	69.0	69.0	65.5	67.0	69.0	69.0
Sound pressure level	Nominal Cooling	dBA	48	49	50	44.0	47.7	50.8	51.0	44.0	47.7	50.8	51.0
Refrigerant	Type/GWP		R-32/675										
	Total charge	kg	1.35					3.8					
	Quantity of circuits		1										
Piping connections	Evaporator water inlet/outlet (OD)	inch	1										
Electrical data	Voltage/Phase/Frequency	V/Ph/Hz	230/1/50	230/1/50	230/1/50	230/1/50	230/1/50	230/1/50	230/1/50	400/3/50	400/3/50	400/3/50	400/3/50
Base Unit + OP10			EWYA004 DV3P-H	EWYA006 DV3P-H	EWYA008 DV3P-H	EWYA009 DV3P-H	EWYA011 DV3P-H	EWYA014 DV3P-H	EWYA016 DV3P-H	EWYA009 DW1P-H	EWYA011 DW1P-H	EWYA014 DW1P-H	EWYA016 DW1P-H
Trade Price - Base Unit + OP10*			£3,730.00	£4,041.00	£4,390.00	£5,486.00	£5,833.00	£6,203.00	£6,597.00	£5,586.00	£5,936.00	£6,314.00	£6,716.00

Notes:

- Please contact your local sales office for further information on these products – Download information from www.daikin.co.uk
- Nominal cooling capacities are based on 35°C ambient, chilled water @12/7°C
- Nominal heating capacities are based on 7°C db/6°C wb ambient, water @ 40/45°C
- EWYA-DV/DW series only operate in cooling mode down to ambient temperatures of +10°C
- Commissioning by Daikin Air Conditioning UK is not mandatory, however it can be arranged through your regional service department with prices detailed on page 325

R-32 BLUEEVOLUTION**LOOP**
BY DAIKIN

EWYT~CZ

Air Cooled Water Chiller Inverter Scroll Compressor - Heat Pump



Features:

- R-32 refrigerant product with GWP of 675 reduces the environmental impact by 68% compared to R-410A and leads directly to lower energy consumption thanks to its high energy efficiency
- As a single component refrigerant, R-32 is also easier to recycle and reuse
- Daikin inverter scroll compressors on all stages with possibility for MAX mode to increase capacity output
- Available in air cooled cooling only and air source heat pump versions
- Possibility for 60°C Condenser Leaving Water Temperature
- Inverter driven propeller type AXIAL fan
- High efficiency copper fin and aluminium tube type outdoor exchanger with integral sub-cooler and anti-corrosion treatment
- New modern casing design
- Possibility for inverter drive on-board hydronic pump in standard or high lift
- Possibility to include Partial Heat Recovery option
- New MicroTech 4 controller allowing full compatibility with optional Daikin on-site, cloud-based monitoring

			Single Circuit Models									
Model			EWYT016CZNBA1		EWYT021CZNBA1		EWYT025CZNBA1		EWYT032CZNBA1		EWYT040CZNBA1	
Operating Mode			Normal	Max	Normal	Max	Normal	Max	Normal	Max	Normal	Max
Cooling capacity (ii)	Nom./Max.	kW	15.87	18.30	20.87	25.00	25.57	29.30	32.38	38.60	39.58	45.20
Power input (ii)	Nominal Cooling	kW	5.5	6.8	6.6	8.5	8.5	10.7	9.3	13.5	12.4	16.7
Heating capacity (iii)	Nom./Max.	kW	15.87	18.29	20.87	24.29	25.57	28.67	32.38	36.50	39.58	44.72
Power input (iii)	Nominal Heating	kW	5.5	6.8	6.6	8.5	8.5	10.7	9.3	13.5	12.4	16.7
Capacity control	Method		Variable (Inverter)									
	Minimum capacity	%	%		14		12		19		15	
EER (ii)	Nominal		2.90	2.69	3.16	2.94	3.00	2.74	3.13	2.87	2.95	2.71
SEER (iii)	EN14825 (Fan coil application)		5.00		5.00		5.06		5.21		5.09	
COP (iii)	Nominal		3.41		3.45		3.33		3.45		3.33	
SCOP (iii)	EN14825 (Low temp. heat pump)		3.89		4.00		4.07		4.06		4.07	
Dimensions	Height x Width x Depth		mm		1878 x 1152 x 810				1878 x 1753 x 810			
Unit weight			kg		280		280		424		424	
Operating weight			kg		281		282		426		426	
Water heat exchanger	Type		Brazed plate									
Water flow rate	Nominal Cooling	l/s	0.76	0.90	1.00	1.20	1.22	1.40	1.55	1.80	1.89	2.20
	Nominal Heating	l/s	0.76	0.87	0.97	1.16	1.19	1.37	1.55	1.74	1.88	2.14
Water pressure drop	Nominal Cooling	kPa	19.8	25.5	11.3	15.6	16.3	20.7	19.2	26.3	27.6	35.0
	Nominal Heating	kPa	19.6	25.3	10.6	14.7	15.4	19.8	19.1	23.7	27.1	34.1
Air heat exchanger	Type		Cu/Al - Copper tube Aluminium fin exchanger									
Compressor	Type		Hermetically Sealed Scroll Compressor									
	Quantity				1		1		1		1	
Fan	Type		Axial/VFD									
	Quantity		1		1		1		2		2	
	Total Air Flow	l/s	3228		3122		3524		5080		6701	
Sound power level	Nominal Cooling	dBA	76		76		78		79		80	
Sound pressure level @ 1m	Nominal Cooling	dBA	60		60		62		62		63	
Refrigerant	Type/GWP		R-32/675									
	Total charge	kg	3.0		5.5		5.5		7.0		8.0	
	Quantity of circuits		1		1		1		1		1	
Piping connections	Evaporator water inlet/outlet(OD) mm		1 1/4" (Female)		1 1/4" (Female)		1 1/4" (Female)		1 1/4" (Female)		1 1/4" (Female)	
Electrical data	Running Current - Cooling Nom. A		13.8	15.0	15.5	18.0	18.1	21.0	25.3	29.0	28.6	32.0
	Running current Max A		18.8	19.0	23.1	23.0	25.8	26.0	37.4	37.0	41.8	42.0
	Voltage/Phase/Frequency V/Ph/Hz		400/3/50									

Pricing Options

Model	EWYT016CZNBA1	EWYT021CZNBA1	EWYT025CZNBA1	EWYT032CZNBA1	EWYT040CZNBA1
Base Unit + Op.191 (Evaporator Trace Heater)	£8,871.00	£10,279.00	£11,594.00	£13,459.00	£15,968.00
Model	EWYT016CZPBA1	EWYT021CZPBA1	EWYT025CZPBA1	EWYT032CZPBA1	EWYT040CZPBA1
Base Unit + Low Head Pump + Op.191 (Evaporator Trace Heater)	£9,684.00	£11,384.00	£12,717.00	£14,840.00	£17,669.00
Available Pump Head @ Nominal Flow Rate	240	230	200	180	160
Model	EWYT016CZHBA1	EWYT021CZHBA1	EWYT025CZHBA1	EWYT032CZHBA1	EWYT040CZHBA1
Base Unit + High Head Pump + Op.191 (Evaporator Trace Heater)	£10,128.00	£11,715.00	£13,014.00	£15,083.00	£18,338.00
Available Pump Head @ Nominal Flow Rate	470	460	420	400	370
Model	EWYT016CZNCA1	EWYT021CZNCA1	EWYT025CZNCA1	EWYT032CZNCA1	EWYT040CZNCA1
Base Unit + Op.218 (Partial Heat Recovery)	£9,048.00	£10,460.00	£11,774.00	£13,727.00	£15,165.00
Partial Heat Recovery Capacity @ Nominal Conditions	3.1	4.1	5.0	6.3	7.7
Model	EWYT016CZPCA1	EWYT021CZPCA1	EWYT025CZPCA1	EWYT032CZPCA1	EWYT040CZPCA1
Base Unit + Low Head Pump + Op.218 (Partial Heat Recovery)	£9,859.00	£11,564.00	£12,897.00	£15,107.00	£17,947.00
Partial Heat Recovery Capacity @ Nominal Conditions	3.1	4.1	5.0	6.3	7.7
Model	EWYT016CZHCA1	EWYT021CZHCA1	EWYT025CZHCA1	EWYT032CZHCA1	EWYT040CZHCA1
Base Unit + High Head Pump + Op.218 (Partial Heat Recovery)	£10,304.00	£11,894.00	£13,194.00	£15,350.00	£18,606.00
Partial Heat Recovery Capacity @ Nominal Conditions	3.1	4.1	5.0	6.3	7.7

EWYT~CZ

Air Cooled Water Chiller Inverter Scroll Compressor - Heat Pump



Notes:

- Please contact your local sales office for further information on these products – Download information from www.daikin.co.uk
- Nominal cooling capacities are based on 35°C ambient, chilled water @12/7°C
- EWYT-CZ series can operate in cooling down to ambient temperatures of -15°C as standard
- The EWYT064 & 090 do not include offloading to kerbside with tail lift. Additional costs for delivery with a Hi-Ab are available on request
- Commissioning by Daikin Air Conditioning UK is mandatory and can be arranged through your regional service department with pricing detailed on page 325

Accessories:

Accessory Ref	Description	List Price
EKRSC TMS	Temperature sensor for master/slave configuration	£64.00
EKRSC TDH	Tank temperature sensor for DHW application	£263.00
EKRSC IO	IO Extension for VPF, domestic hot water, demand limit, setpoint reset, low noise	£182.00
EKRSC IOH	IO Extension for heating applications (Bivalent Operation & WS Collective Housing)	£626.00
EKRSC BMS	External BMS Communication (Modbus RTU/TCP, Bacnet MSTP/IP)	£244.00
EKRSC SM	DoS Router c/w Antenna & M2M Sim Card	£275.00
EKRSC DP	Differential Pressure Transducer for VPF	£1,227.00

			Dual Circuit Models							
Model			EWYT040CZNB A2		EWYT050CZNB A2		EWYT064CZNB A2		EWYT090CZNB A2	
Operating Mode			Normal	Max	Normal	Max	Normal	Max	Normal	Max
Cooling capacity (ii)	Nom./Max.	kW	41.37	49.60	50.75	58.20	63.95	72.70	88.26	98.30
Power input (ii)	Nominal Cooling	kW	13.2	17.3	17.0	21.3	21.8	27.4	31.0	38.2
Heating capacity (iii)	Nom./Max.	kW	41.37	48.73	50.75	57.26	63.95	69.24	88.26	94.63
Power input (iii)	Nominal Heating	kW	13.2	17.3	17.0	21.3	21.8	27.4	31.0	38.2
Capacity control	Method		Variable (Inverter)							
	Minimum capacity	%	14		12		15		14	
EER (ii)	Nominal		3.12	2.87	2.98	2.73	2.93	2.65	2.84	2.57
SEER (ii)	EN14825 (Fan coil application)		5.41		5.33		5.21		5.03	
COP (iii)	Nominal		3.38		3.23		3.23		3.16	
SCOP (iii)	EN14825 (Low temp. heat pump)		4.02		4.00		3.98		4.00	
Dimensions	Height x Width x Depth	mm	1878 x 2304 x 810				1878 x 2905 x 810		1878 x 3506 x 810	
Unit weight		kg	560		560		704		848	
Operating weight		kg	565		565		709		856	
Water heat exchanger	Type		Brazen plate							
Water flow rate	Nominal Cooling	l/s	1.97	2.40	2.42	2.80	3.05	3.50	4.21	4.70
	Nominal Heating	l/s	1.93	2.33	2.38	2.74	2.96	3.31	4.10	4.52
Water pressure drop	Nominal Cooling	kPa	9.9	13.7	14.3	18.3	21.7	27.4	20.1	24.4
	Nominal Heating	kPa	9.4	13.3	13.8	17.7	20.4	24.9	19.1	22.6
Air heat exchanger	Type		Cu/Al - Copper tube Aluminium fin exchanger							
Compressor	Type		Hermetically Sealed Scroll Compressor							
	Quantity		2		2		2		2	
Fan	Type		Axial/VFD							
	Quantity		2		2		3		4	
	Total Air Flow	l/s	5444		7048		8967		13402	
Sound power level	Nominal Cooling	dBA	80		81		83		85	
Sound pressure level @ 1m	Nominal Cooling	dBA	63		64		65		67	
Refrigerant	Type/GWP		R-32/675							
	Total charge	kg	12.0		12.0		13.0		16.0	
	Quantity of circuits		2		2		2		2	
Piping connections	Evaporator water inlet/outlet (OD)	mm	2" (Female)		2" (Female)		2" (Female)		2" (Female)	
Electrical data	Running Current - Cooling Nom.	A	29.5	34.0	34.2	40.0	45.8	53.0	61.7	70.0
	Running current Max	A	45.2	45.0	50.7	51.0	66.7	67.0	91.4	91.0
	Voltage /Phase /Frequency	V/Ph/Hz	400/3/50							

Pricing Options

Model	EWYT040CZNB A2	EWYT050CZNB A2	EWYT064CZNB A2	EWYT090CZNB A2
Base Unit + Op.191 (Evaporator Trace Heater)	£17,519.00	£19,151.00	£22,292.00	£28,122.00
Model	EWYT040CZPB A2	EWYT050CZPB A2	EWYT064CZPB A2	EWYT090CZPB A2
Base Unit + Low Head Pump + Op.191 (Evaporator Trace Heater)	£19,075.00	£20,957.00	£24,201.00	£31,818.00
Available Pump Head @ Nominal Flow Rate kPa	190	160	210	170
Model	EWYT040CZHBA2	EWYT050CZHBA2	EWYT064CZHBA2	EWYT090CZHBA2
Base Unit + High Head Pump + Op.191 (Evaporator Trace Heater)	£19,592.00	£21,439.00	£24,645.00	£32,269.00
Available Pump Head @ Nominal Flow Rate kPa	400	360	325	280
Model	EWYT040CZNC A2	EWYT050CZNC A2	EWYT064CZNC A2	EWYT090CZNC A2
Base Unit + Op.218 (Partial Heat Recovery)	£18,159.00	£19,790.00	£23,043.00	£28,962.00
Partial Heat Recovery Capacity @ Nominal Conditions kW	8.1	9.9	12.6	17.4
Model	EWYT040CZPCA2	EWYT050CZPCA2	EWYT064CZPCA2	EWYT090CZPCA2
Base Unit + Low Head Pump + Op.218 (Partial Heat Recovery)	£19,713.00	£21,596.00	£24,953.00	£32,659.00
Partial Heat Recovery Capacity @ Nominal Conditions kW	8.1	9.9	12.6	17.4
Model	EWYT040CZHCA2	EWYT050CZHCA2	EWYT064CZHCA2	EWYT090CZHCA2
Base Unit + High Head Pump + Op.218 (Partial Heat Recovery)	£20,229.00	£22,077.00	£25,396.00	£33,108.00
Partial Heat Recovery Capacity @ Nominal Conditions kW	8.1	9.9	12.6	17.4

R-454C

EWYE~CZ

CZ-HT High Temperature Commercial - Heat Pump



Features:

- R454C is a blend of R-32 (21.5%) and R1234yf (78.5%) with a GWP of 148, this complies with the up-coming new F-GAS regulation requirements which require GWP below 150 for Monobloc Heat Pumps below 50 kW (Effective January 1st 2027.)
- The most complete solution for decarbonisation, EWYE-CZ reaches **70°C** heating water temperature even in extreme ambient conditions
- Ideal for centralised heating, including direct gas boiler replacement
- Daikin inverter scroll compressors on all stages with possibility for MAX mode to increase capacity output
- Inverter driven propeller type AXIAL EC fan
- High efficiency copper fin and aluminium tube type outdoor exchanger with integral sub-cooler and anti-corrosion treatment
- Modern casing design
- Possibility for inverter driven on-board hydronic pump
- MicroTech 4 controller allowing full compatibility with optional Daikin on-site, cloud-based monitoring

			Single Circuit Models				
Model			EWYE019CZN-A1	EWYE022CZN-A1	EWYE025CZN-A1	EWYE030CZN-A1	EWYE035CZN-A1
Cooling capacity (ii)	Nominal	kW	16.8	20.8	24.5	28.7	31.3
Power input (ii)	Nominal Cooling	kW	4.7	6.7	8.6	9.4	10.8
EER (ii)			3.55	3.12	2.85	3.06	2.90
Heating capacity (iii)	Nominal Heating	kW	19.0	23.5	27.6	32.0	34.9
Power input (iii)	Nominal Heating	kW	5.6	7.0	8.4	9.5	10.9
COP (iii)			3.40	3.36	3.28	3.36	3.21
UK Heating Capacity (iv)		kW	14.4	22.9	25.8	28.3	30.2
Power input (iv)		kW	9.9	12.1	13.7	14.6	15.9
COP (iv)			1.5	1.9	1.9	1.9	1.9
Capacity control	Method		Variable (Inverter)				
Dimensions	Height x Width x Depth	mm	1878 x 1152 x 802		1878 x 1753 x 802		
Unit weight		kg	280	280	280	424	424
Operating weight		kg	281	282	282	426	426
Water heat exchanger	Type		Brazed plate				
Water flow rate	Nominal Cooling	l/s	0.8	1.0	1.2	1.4	1.5
	Nominal Heating	l/s	0.9	1.1	1.3	1.5	1.7
Water pressure drop	Nominal Cooling	kPa	7.7	11.3	15.2	15.5	18.2
	Nominal Heating	kPa	9.8	14.2	18.9	19.0	22.2
Air heat exchanger	Type		Cu/Al - Copper tube Aluminium fin exchanger				
Compressor	Type		Hermetically Sealed Scroll Compressor with Vapour injection				
	Quantity		1	1	1	1	1
Fan	Type		Axial/VFD				
	Quantity		1	1	1	2	2
	Speed	rpm	700	800	900	800	800
Refrigerant	Type/GWP		R454C/148				
	Total charge	kg	TBC				
	Quantity of circuits		1	1	1	1	1

Pricing Options

Model No.	EWYE019CZN-A1	EWYE022CZN-A1	EWYE025CZN-A1	EWYE030CZN-A1	EWYE035CZN-A1
Trade Price - Base Unit + Op.191 (Evaporator Trace Heater)	£13,355.00	£14,157.00	£14,724.00	£16,058.00	£17,825.00

Model	EWYE019CZP-A1	EWYE022CZP-A1	EWYE025CZP-A1	EWYE030CZP-A1	EWYE035CZP-A1
Trade Price - Base Unit + Low Lift Pump + Op.191 (Evaporator Trace Heater)	£14,579.00	£15,681.00	£16,148.00	£17,702.00	£19,723.00

Notes:

- Please contact your local sales office for further information on these products – Download information from www.daikin.co.uk
- Nominal cooling capacities are based on 35°C ambient, chilled water @ 7/12°C
- Nominal heating capacities are based on 7°C db ambient, water @ 45/40°C
- Typical UK heating capacities are based on -5°C db ambient, water @ 70/60°C
- EWYE-CZ series can produce 70°C flow temperature at ambient temperatures between +35°C and -20°C as standard
- The EWYE-Size 8 & 9 do not include offloading to kerbside with tail lift. Additional costs for delivery with a Hi-Ab are available on request
- Commissioning by Daikin Air Conditioning UK is mandatory and can be arranged through your regional service department with prices detailed on page 325

R-454C

EWYE~CZ

High Temperature Inverter Scroll Compressor Air Source - Heat Pump



			Dual Circuit Models			
Model			EWYE040CZP-A2	EWYE050CZP-A2	EWYE060CZP-A2	EWYE070CZP-A2
Cooling capacity (ii)	Nominal	kW	41.6	49.1	54.3	63.5
Power input (ii)	Nominal Cooling	kW	13.3	17.1	19.0	21.7
EER (ii)			3.13	2.86	2.86	2.93
Heating capacity (iii)	Nominal Heating	kW	47.2	55.3	62.0	70.0
Power input (iii)	Nominal Heating	kW	14.2	17.0	19.7	22.0
COP (iii)			3.32	3.25	3.13	3.17
UK Heating Capacity (iv)		kW	45.9	51.8	55.5	60.5
Power input (iv)		kW	24.4	27.6	30.0	32.0
COP (iv)			1.9	1.9	1.9	1.9
Capacity control	Method		Variable (Inverter)			
Dimensions	Height x Width x Depth	mm	1878 x 2304 x 810		1878 x 2905 x 810	1878 x 3506 x 810
Unit weight		kg	560	560	704	848
Operating weight		kg	565	565	709	856
Water heat exchanger	Type		Brazen plate			
Water flow rate	Nominal Cooling	l/s	2.0	2.3	2.6	3.0
	Nominal Heating	l/s	2.3	2.7	3.0	3.4
Water pressure drop	Nominal Cooling	kPa	9.9	13.5	16.2	11.3
	Nominal Heating	kPa	12.8	17.2	21.1	13.8
Air heat exchanger	Type		Cu/Al - Copper tube Aluminium fin exchanger			
Compressor	Type		Hermetically Sealed Scroll Compressor with Vapour injection			
	Quantity		2	2	2	2
Fan	Type		Axial/VFD			
	Quantity		2	2	3	4
	Speed	rpm	800	900	900	800
Refrigerant	Type/GWP		R454C/148			
	Total charge	kg	TBC			
	Quantity of circuits		2	2	2	2

Pricing Options

Model No.	EWYE040CZN-A2	EWYE050CZN-A2	EWYE060CZN-A2	EWYE070CZN-A2
Trade Price - Base Unit + Op.191 (Evaporator Trace Heater)	£22,489.00	£24,629.00	£25,961.00	£28,547.00

Model	EWYE040CZP-A2	EWYE050CZP-A2	EWYE060CZP-A2	EWYE070CZP-A2
Trade Price - Base Unit + Low Lift Pump + Op.191 (Evaporator Trace Heater)	£24,486.00	£26,559.00	£28,182.00	£32,296.00

Accessories:

Accessory Ref	Description	List Price
EKRSC TMS	Temperature sensor for master/slave configuration	£64.00
EKRSC TDH	Tank temperature sensor for DHW application	£263.00
EKRSC IO	IO Extension for VPF, domestic hot water, demand limit, setpoint reset, low noise	£182.00
EKRSC IOH	IO Extension for heating applications (Bivalent Operation & WS Collective Housing)	£626.00
EKRSC BMS	External BMS Communication (Modbus RTU/TCP, Bacnet MSTP/IP)	£244.00
EKRSC SM	DoS Router c/w Antenna & M2M Sim Card	£275.00
EKRSC DP	Differential Pressure Transducer for VPF	£1,227.00

Notes:

- Please contact your local sales office for further information on these products – Download information from www.daikin.co.uk
- Nominal cooling capacities are based on 35°C ambient, chilled water @ 7/12°C
- Nominal heating capacities are based on 7°C db ambient, water @ 45/40°C
- Typical UK heating capacities are based on -5°C db ambient, water @ 70/60°C
- EWYE-CZ series can produce 70°C flow temperature at ambient temperatures between +35°C and -20°C as standard
- The EWYE-Size 8 & 9 do not include offloading to kerbside with tail lift. Additional costs for delivery with a Hi-Ab are available on request
- Commissioning by Daikin Air Conditioning UK is mandatory and can be arranged through your regional service department with prices detailed on page 325

R-410A

EWWQ~KC

Water Cooled Chiller Scroll Compressor - HYDROCUBE Heat Pump



Features:

- One of the most compact units on the market: 600mm x 600mm x 600mm (up to size 033)
- Low energy consumption
- Low operating sound level
- Low refrigerant volume
- Stainless steel plate heat exchanger
- Extension possible to 183kW (Three Hydracube models with Master/Slave control)
- Easy installation and maintenance
- Remote cooling or heating selection
- Water/water heat pump, with water reversibility
- Standard integrated: water filter, flow switch, air purge, pressure ports
- New MicroTech 4 controller allowing full compatibility with optional Daikin on-site, cloud-based monitoring

Model			EWWQ014KCW1N	EWWQ025KCW1N	EWWQ033KCW1N	EWWQ049KCW1N	EWWQ064KCW1N
Cooling Capacity (ii)	Nominal	kW	13.0	24.0	30.0	47.0	61.0
Power input (ii)	Nominal	kW	3.2	5.7	7.3	11.4	14.6
Heating capacity (iii)	Nominal	kW	15.0	27.0	35.0	54.0	70.0
Power input (iii)	Nominal	kW	3.9	7.1	8.7	14.4	17.5
Capacity control	Method		On/Off				
	Minimum capacity	%	100			50	
EER (ii)			4.20	4.18	4.16	4.13	4.18
SEER (ii)			4.02	4.23	3.63	4.48	3.88
COP (iii)			3.84	3.84	3.98	3.77	3.98
SCOP (iii)				3.63	3.71	3.58	3.87
Dimensions	Height	mm	600				
	Width	mm	600				
	Depth	mm	600	600	600	1200	1200
Unit Weight		kg	68	132	141	257	265
Operating weight		kg	74	136	145	266	282
Heat exchanger - Evaporator	Type		Brazen Plate				
Water flow rate		l/s	0.63	1.14	1.45	2.25	2.91
Water pressure drop		kPa	11.7	28.7	21.3	27.6	44.8
Heat exchanger - Condenser	Type		Brazen Plate				
Water flow rate		l/s	0.79	1.43	1.82	2.82	3.64
Water pressure drop		kPa	18.7	27.8	43.7	45.9	48.1
Compressor	Type		Scroll				
	Quantity		1	1	1	2	2
Sound power level		dBA	69	69	76	72	79
Sound pressure level		dBA	55.2	55.2	62.1	57.6	64.6
Refrigerant	Type/GWP		R410a/2088				
	Total charge	kg	1.3	1.9	2.7	4.6	6.8
	Quantity of circuits		1	1	1	2	2
Piping connections	Evaporator water inlet/outlet (OD)	mm	25.4	25.4	25.4	38.1	38.1
	Condenser water inlet/outlet (OD)	mm	25.4	25.4	25.4	38.1	38.1
Electrical data	Max inrush current	A	57.4	109.3	124.3	124.9	143.7
	Running current Nom.	A	6	9	13	19	26
	Running current Max	A	9.16	15.53	19.33	31.05	42.95
	Voltage/Phase/Frequency	V/Ph/Hz	400/3/50				
Base Unit			EWWQ014KCW1N	EWWQ025KCW1N	EWWQ033KCW1N	EWWQ049KCW1N	EWWQ064KCW1N
Trade Price - Base Unit			£4,062.00	£5,447.00	£6,306.00	£8,590.00	£10,184.00

Model No.	2 Module Combination			3 Module Combination		
	Capacity Class			Capacity Class		
	98	113	128	147	162	177
EWWQ049KCW1N	2	1		3	2	1
EWWQ064KCW1N		1	2		1	2

Accessories:

Accessory Ref	Description	List Price
EKRSCWI	Water Inlet Temperature Sensor	£66.00
EKRSC TMS	Temperature sensor for master/slave configuration	£64.00
EKRSCBMS	Connectivity for external BMS communication (Modbus TCP, Bacnet MSTP/IP)	£244.00
EKDOSMWO	Daikin on Site Modem without M2M card	£327.00
EKRSC LK	Lifting kit for stacked installation	£130.00
EKRSCPCS	Local/remote display external HMI	£328.00
EKLS2	Low noise kit 025-064 Models only (049 & 064 models require 2 kits)	£226.00

Notes:

- Please contact your local sales office for further information on these products - Download information from www.daikin.co.uk
- Nominal cooling capacities are based on chilled water @12/7°C, condenser water @ 30/35°C
- Commissioning by Daikin Air Conditioning UK is mandatory and can be arranged through your regional service department with prices detailed on page 325

R-410A

EWLQ~KC

Condenserless Chiller Scroll Compressor - HYDROCUBE Cooling Only



Features:

- One of the most compact units on the market: 600mm x 600mm x 600mm (up to size 033)
- Low energy consumption
- Low operating sound level
- Easy installation and maintenance
- Stainless steel plate heat exchanger
- Low refrigerant volume
- Standard integrated: pressure ports, flow switch, filter, shut-off valves and air purge
- New MicroTech 4 controller allowing full compatibility with optional Daikin on-site, cloud-based monitoring

Model			EWLQ014KBW1N	EWLQ025KBW1N	EWLQ033KBW1N	EWLQ049KBW1N	EWLQ064KBW1N
Cooling capacity (ii)	Nominal	kW	12.0	19.9	28.9	39.4	57.8
Power input (ii)	Nominal Cooling	kW	3.74	6.11	8.43	12.03	16.41
Capacity control	Method		On/Off				
	Minimum capacity	%	100	100	100	50	50
EER (ii)			3.24	3.25	3.43	3.27	3.52
Dimensions	Height	mm	600				
	Width	mm	600				
	Depth	mm	600	600	600	1200	1200
Unit weight		kg	62	124	130	238	249
Operating weight		kg	70	129	135	247	258
Heat exchanger - Evaporator	Type		Brazen Plate				
Water flow rate	Nominal Cooling	l/s	0.58	0.95	1.38	1.88	2.76
Water pressure drop	Nominal Cooling	kPa	9.7	16.4	21.6	20.5	34.8
Compressor	Type		Scroll				
	Quantity		1	1	1	2	2
Sound power level	Nominal Cooling	dBA	69	69	76	72	79
Sound pressure level	Nominal Cooling	dBA	55.2	55.2	62.1	57.6	64.6
Refrigerant	Type/GWP		R410a/2088				
	Total charge	kg	-	-	-	-	-
	Quantity of circuits		1	1	1	2	2
Piping connections	Evaporator water inlet/outlet (OD)	mm	25.4	25.4	25.4	38.1	38.1
	Condenser water inlet/outlet (OD)	mm	25.4	25.4	25.4	38.1	38.1
Electrical data	Max inrush current	A	57.4	109.3	124.3	124.8	143.6
	Running current Nom.	A	6.6	10.5	14.1	20.9	28.1
	Running current Max	A	9.2	15.5	19.3	31.0	38.7
	Voltage/Phase/Frequency	V/Ph/Hz	400/3/50				
Base Unit			EWLQ014KCW1N	EWLQ025KCW1N	EWLQ033KCW1N	EWLQ049KCW1N	EWLQ064KCW1N
Trade Price - Base Unit			£3,374.00	£4,527.00	£5,240.00	£7,138.00	£8,452.00

Notes:

- Please contact your local sales office for further information on these products - Download information from www.daikin.co.uk
- Nominal cooling capacities are based on chilled water @12/7°C condensing temperature @45°C, liquid temperature 40°C
- Commissioning by Daikin Air Conditioning UK is mandatory and can be arranged through your regional service department with prices detailed on page 325

Accessories:

Accessory Ref	Description	List Price
EKRSCWI	Water Inlet Temperature Sensor	£66.00
EKRSC TMS	Temperature sensor for master/slave configuration	£64.00
EKRSCBMS	Connectivity for external BMS communication (Modbus TCP, Bacnet MSTP/IP)	£244.00
EKDOSMWO	Daikin on Site Modem without M2M card	£327.00
EKRSCCLK	Lifting kit for stacked installation	£130.00
EKLS2	Low noise kit 025-064 Models only (049 & 064 models require 2 kits)	£226.00

R-32 BLUEVOLUTION

EW(W/H/L)T~Q- A

Modular Chillers

Water to Water Heat Pump and Condenserless Chiller

- Multiple combinations will provide flexibility for comfort cooling, comfort heating, Brine and Heat Recovery Applications.

Daikin's Modular series at a glance

- Modules available in three versions:
 - Water to water version (mode change over on waterside) - 100, 125 & 160 kW modules.
 - Water to water heat pump version (mode change over on refrigerant side) - 100 kW module only
 - Condenserless version (cooling only) - 100, 125 & 160 kW modules)
- The Global Warming Potential (GWP) of R-32 refrigerant is 675, which is one third of R-410A refrigerant
- Maximum flexibility with the possibility to combine up to 8 modules (4+4) offering a total Nominal CC of 1328 kW
- New compact design fitted with Daikin DOL scroll compressors
- Truly modular design with control and hydraulic modularity (pre-fabricated plug and play manifold module)
- VFD pump kit module and Accessory for single electrical supply for up to 4 BASE modules are available
- Two sound level versions: Standard for indoor installation and Reduced which is suitable for outdoor installation
- Hot water production up to 60°C (Corresponding to max 30°C evaporator leaving temperature)
- Possibility to include Motorised 2-way shut-off valve Accessory
- Full compatibility with Daikin on-site cloud-based monitoring platform

Why choose EW(W)(H)(L)T~Q- A

The modular design is flexible and optimises the available footprint, simplifying handling and transportation of the unit. Additionally, it allows for the construction of a larger unit, providing high reliability and easy maintenance. Water to water modules can be combined in array (max four side by side) or stacked (max two one on top of the other).

This design is easily scalable, allowing for capacity increases over time. This reduces initial investment costs by adding new modules to the system as building occupancy increases.

**Stacked arrays****Standard sound version**

Suitable for indoor installation

**Reduced sound version**

Suitable for indoor and outdoor installation

**Optional manifold module accessory**

EW(W/H/L)~Q- A

R-32 Modular Scroll Water to Water Heat Pump and Condenserless Chiller Series - High Efficiency - Standard and Reduced Sound



Model					EWWT100 Q-X*A1	EWWT125 Q-X*A1	EWWT160 Q-X*A1	EWHT100 Q-X*A1	EWLT100 Q-X*A1	EWLT125 Q-X*A1	EWLT160 Q-X*A1	
Module Type / Operation					Water-to-Water / Heat, Cool mode change on water side			Water-to-Water / Heat, Cool mode change on refrigerant side	Condenserless / Cooling only operation			
Capacity	Nominal Cooling				kW	96	124	166	92	90	117	155
	Nominal Heating				kW	110	143	187	106	N/A	N/A	N/A
Power Input	Nominal Cooling				kW	21	28	34	21	24	31	39
	Nominal Heating				kW	26	34	43	26	N/A	N/A	N/A
EER						4.59	4.45	4.82	4.32	3.81	3.76	4.02
COP						4.22	4.14	4.39	4.03	N/A ^[2]		
SEER	Seasonal Energy Efficiency Ratio (EN14825)				6.40	6.54	6.49	5.98				
SEPR	Seasonal Energy Performance Ratio (EN14825)				7.99	8.36	8.72	7.47				
SCOP	Seasonal Coefficient Of Performance Low Temp. (EN14825)				5.98	6.08	6.31	5.78				
SCOP	Seasonal Coefficient Of Performance High Temp. (EN14825)				4.72	4.81	4.94	4.55				
Capacity control	Method					Step						
	Minimum capacity				%	50						
Dimensions	Unit	Height			mm	1,000						
		Width			mm	1,204						
		Depth			mm	1,333						
Weight	Operating weight (XS Standard sound unit)				kg	439	491	561	451	382	428	482
	Operating weight (XR Standard sound unit)				kg	490	542	612	502	433	479	533
Water heat exchanger - evaporator	Type					Brazed Plate Heat Exchanger						
	Water flow rate				l/s	4.6	5.9	7.9	4.4	4.3	5.6	7.4
	Water pressure drop				kPa	19.4	20.0	22.1	17.7	17.2	17.9	19.6
Water heat exchanger - condenser	Type					Brazed Plate Heat Exchanger						
	Water flow rate				l/s	5.6	7.3	9.6	6.4	N/A		
	Water pressure drop				kPa	27.8	28.0	33.6	35.4			
Compressor	Type					Scroll compressor						
	Quantity					2						
Sound level	XS	Sound Power	Nom.	dBA	81	84	86	81	81	84	86	
		Sound Pressure	Nom. @1m	dBA	65	69	70	65	65	69	70	
		Acoustic panels				No						
	XR	Sound Power	Nom.	dBA	75	78	80	75	75	78	80	
		Sound Pressure	Nom. @1m	dBA	59	63	64	59	59	63	64	
		Acoustic panels				Yes						
Operation range (LWT)	Water side	Cooling Min.~Max. / Heating			°C	-15~30 / 20~60				-15~30 / ---		
Refrigerant	Type/GWP					R-32/675						
	Charge				kg	6.0	7.1	9.1	7.0	Refrigerant supplied and charged by installer		
	Circuits	Quantity				1						
Water piping	Victaulic water connections inlet/outlet (OD)				mm	88.9/88.9						
Unit	Starting	Max current (DOL)			A	221	345	363	221	221	345	363
	Running current	Cooling	Nom.	A	36.6	44.2	52.6	36.9	42.1	50.0	60.7	
			Max	A	62	80	97	62	62	80	97	
Power supply	Phase/Frequency/Voltage				Hz/V	3~/50 /400						
EW*T~Q-X(S/R)/A1 Trade Price - Including UK Recommended options ^[1]						POA	POA	POA	POA	POA	POA	POA

Notes:

Contact your sales engineer for additional options and accessories on modular ranges

Mandatory commissioning by Daikin Airconditioning UK, see page 325

[1] UK recommended options include:

XS Standard sound unit: OPT-15 Under/over voltage control, OPT-75 Rubber antivibration mounts

XR Reduced sound unit: OPT-75 Rubber antivibration mounts

[2] Third party heat rejection required

Please contact your local sales office for further information on these products and extensive option flexibility – download info from daikin.co.uk



Daikin is the world's first company to introduce an air cooled scroll chiller series with R-32 refrigerant



EWAT~B-B Multi scroll chiller with R-32 refrigerant

- Seasonal Energy Efficiency Ratio (SEER) up to 4.6
- Environmental friendly refrigerant
- R-32 optimised scroll compressors and heat exchangers
- The Global Warming Potential (GWP) of R-32 refrigerant is 675, which is only one third compared to commonly used refrigerant R-410

Extensive options list:

- Partial heat recovery
- Buffer tank
- VFD pumps and variable flow control
- Master/Slave supplied standard (Max 4 units)
- Intelligent Chiller Manager (iCM) sequencing logic available as option

- The low GWP R-32 refrigerant falls into category class A2L in ISO817 and it can be safely used in many applications including chilled water systems
- As a single component refrigerant, R-32 is also easier to recycle and reuse – another environmental plus in its favour
- Nominal cooling capacity range: 81 – 217 kW
- Microchannel condensing coil, for reduced refrigerant charge
- Silver and Gold efficiency versions
- 3 sound configurations
- Full compatibility with Daikin on Site
- Hydronic Kit configurations (single and twin pump, buffer tank, VFD)
- Single and dual circuit models
- Extensive option lists
- Inverter controlled fans as standard (Common VFD)

BLUEVOLUTION

R-32



Single-V Layout

- Slim layout
- Microchannel condenser coil allowing reduction in refrigeration charge when compared to previous Copper Pipe / Aluminium Fin versions.
- Higher flexibility: new intermediate sound configuration for both Silver and Gold versions

Daikin on Site

Fully compatible with Daikin on Site cloud based platform that allows a number of advanced functionalities including:

- Remote monitoring
- System optimisation
- Preventive maintenance
- Remote access with one click via LAN or GSM modem



Connection to Intelligent Chiller Manager

In case of more complex installations Daikin can offer the Intelligent Chiller Manager option, allowing energy optimisation of the system and, when necessary, full customisation of the control solutions to the specific installation's needs:

- High number of units
- Peripheral controls

R-32 BLUEEVOLUTION

EWAT~B-SSB

R-32 Multi-Scroll Chiller - Cooling Only - Standard Efficiency - Standard Sound



Model	EWAT~B-SSB*		085	115	135	155	175	195	205	215
Cooling capacity	Nom.	kW	81	109	131	158	175	191	210	217
Power input	Nominal Cooling	kW	32	39	50	62	68	70	80	86
Capacity control	Method		Step							
	Minimum capacity	%	50	38	50	25	38	21	19	50
EER	Nom.	kW/kW	2.55	2.83	2.64	2.55	2.58	2.75	2.63	2.53
SEER	EN14825 (Fan coil application)		4.10	4.40	4.10	4.10	4.48	4.34	4.40	4.10
SEPR	EN14825:2008 (High temp process)		5.19	5.01	5.04	5.43	5.57	5.19	5.45	5.06
SEER	Cooling (Part L - SBEM)		4.00	4.03	3.99	3.88	4.09	4.06	3.96	4.00
Dimensions	Height	mm	1,801	1,801	1,801	1,822	1,801	1,822	1,822	1,822
	Width	mm	1,204	1,204	1,204	1,204	1,204	1,204	1,204	1,204
	Depth (Length)	mm	2,120	2,660	2,660	3,570	3,180	4,170	4,170	3,780
Operating weight		kg	686	773	820	1,014	996	1,177	1,169	1,200
Water heat exchanger	Type		Braze plate							
Water flow rate	Nominal Cooling	l/s	3.9	5.2	6.3	7.6	8.4	9.1	10.1	10.4
Water pressure drop	Nominal Cooling	kPa	27.4	34.5	26.5	64.2	41.8	45.9	54.5	41.4
Air heat exchanger	Type		Microchannel							
Compressor	Type		Driven vapour compression (Scroll)							
	Quantity		2	2	2	4	2	4	4	2
Fan	Type		Direct propeller							
	Quantity		4	6	6	8	8	10	10	10
Sound power level	Nominal Cooling (ISO 9614-1)	dB(A)	85	88	90	88	92	90	91	93
Sound pressure level	Nominal Cooling (@ 1m)	dB(A)	67	71	72	70	74	71	72	75
Refrigerant	Type/GWP		R-32/675							
	Total charge	kg	7	9	9	13	11	14	14	13
	Quantity of circuits		1	1	1	2	1	2	2	1
Piping connections	Evaporator water inlet/outlet (OD)	mm	76.1	76.1	76.1	88.9	76.1	88.9	88.9	76.1
Electrical data	DOL Starting current Max	A	213	313	324	284	462	384	395	498
	Running current Nom.	A	59	69	83	112	113	122	136	143
	Running current Max	A	73	86	96	143	132	156	167	168
	Voltage/Phase/Frequency	V/Ph/Hz	400-3-50							

EWAT~B-SSB* Trade Price - Including UK Recommended options (1)	POA	POA	POA	POA	POA	POA	POA	POA	POA
--	-----	-----	-----	-----	-----	-----	-----	-----	-----

Notes:

Low and reduced noise versions are available.

Mandatory commissioning by Daikin Airconditioning UK, see page 325

(1) UK recommended options include:

OPT-15 Under/over voltage control, OPT-58 Evaporator flow switch, OPT-75 Rubber antivibration mounts, OPT-115 Water filter

Please contact your local sales office for further information on these products and extensive option flexibility – download info from daikin.co.uk

EWAT~B-XSB

R-32 Multi-Scroll Chiller - Cooling Only - High Efficiency - Standard Sound



Model	EWAT~B-XSB~*		085	115	145	185
Cooling capacity	Nom.	kW	88	114	143	183
Power input	Cooling Nom.	kW	29	37	44	64
Capacity control	Method		Step			
	Minimum capacity	%	50	38	50	38
EER	Nom.	kW/kW	3.05	3.12	3.23	2.87
SEER	EN14825 (Fan coil application)		4.25	4.65	4.45	4.47
SEPR	EN14825:2008 (High temp process)		5.43	5.47	5.52	5.54
SEER	Cooling (Part L - SBEM)		4.07	4.23	4.19	4.05
Dimensions	Height	mm	1,801	1,801	1,822	1,822
	Width	mm	1,204	1,204	1,204	1,204
	Depth (Length)	mm	2,660	3,180	3,780	3,780
Operating weight		kg	742	836	958	1,078
Water heat exchanger	Type		Brazen plate			
Water flow rate	Cooling Nom.	l/s	4.2	5.4	6.9	8.7
Water pressure drop	Cooling Nom.	kPa	31.6	37.3	31.1	45.2
Air heat exchanger	Type		Microchannel			
Compressor	Type		Driven vapour compression (Scroll)			
	Quantity		2	2	2	2
Fan	Type		Direct propeller			
	Quantity		6	8	10	10
Sound power level	Cooling Nom. (ISO 9614-1)	dB(A)	86	89	91	92
Sound pressure level	Cooling Nom. (@ 1m)	dB(A)	68	71	72	74
Refrigerant	Type/GWP		R-32/675			
	Total charge	kg	9	10	11	11
	Quantity of circuits		1	1	1	1
Piping connections	Evaporator water inlet/outlet (OD)	mm	76.1	76.1	76.1	76.1
Electrical data	DOL Starting current Max	A	215	315	328	464
	Running current Nom.	A	56	67	79	108
	Running current Max	A	75	87	100	134
	Voltage/Phase/Frequency	V/Ph/Hz	400-3-50			

EWAT~B-XSB* Trade Price - Including UK Recommended options (1)	POA	POA	POA	POA
--	-----	-----	-----	-----

Notes:

Low and reduced noise versions are available.

Mandatory commissioning by Daikin Airconditioning UK, see page 325

(1) UK recommended options include:

OPT-15 Under/over voltage control, OPT-58 Evaporator flow switch, OPT-75 Rubber antivibration mounts, OPT-115 Water filter

Please contact your local sales office for further information on these products and extensive option flexibility – download info from daikin.co.uk

R-32

EWAT~B- C Air-Cooled Cooling Only Multi-Scroll Chillers

Air-cooled cooling only scroll chiller series with environmentally friendly R-32 refrigerant

LOOP
BY DAIKIN

Daikin's original world first air-cooled scroll chiller series with R-32 refrigerant in third C vintage

- Wide cooling capacity range: 180 – 1012 kW
- Top class seasonal efficiency with SEER (EN14825 Fan coil application) up to 5.5 with EC Fans
- Top class efficiency on Process applications with SEPR (EN14825:2008 High temperature application) up to 6.7
- Available in Silver and Gold efficiency versions
- R-32 optimised scroll compressors and heat exchangers
- The Global Warming Potential (GWP) of R-32 refrigerant is 675, which is one third of R-410A refrigerant
- As a single component refrigerant, R-32 is easier to recycle and reuse
- Microchannel condensing coil, allowing for reduced refrigerant charge
- Possibility for on-board hydronic free cooling (EWFT~B- C models) ideal for Data Centre and Process applications
- Evaporator leaving water temperature of 25°C flow with option inclusion
- Standard (possibility to add compressor enclosure) and Reduced sound configurations
- Single and dual refrigeration circuit versions
- Extensive option availability
- Full compatibility with Daikin on-site cloud-based monitoring



Unified Chiller Frame Platform

- Microchannel condenser design with lower air pressure drop
- Reduced refrigerant charge
- Possibility to host on-board Free-Cooling coils
- 960mm axial fan incorporating new bellmouth and diffuser designed to reduce hot air recirculation

BLUEvolution + **FREE cooling**

EWAT~B-SSC

R-32 Multi-Scroll Chiller – Cooling Only – Standard Efficiency – Standard Sound



Model	EWAT~B-SSC*		250	270	310	320	350	380	430	480	570	620	670	730	790	860	960
Cooling capacity	Nom.	kW	249	269	306	318	346	381	427	478	567	622	669	735	791	857	962
Power input	Nominal Cooling	kW	83	93	107	115	130	125	149	176	186	213	237	249	274	286	335
Capacity control	Method		Step														
	Minimum capacity	%	17	25	22	19	21	18	16	14	22	20	18	17	15	14	25
EER	Nom.	kW/kW	2.99	2.89	2.87	2.77	2.66	3.05	2.87	2.71	3.06	2.92	2.82	2.96	2.89	3.00	2.87
SEER	EN14825 (Fan coil application)		4.71	4.63	4.69	4.52	4.60	4.65	4.70	4.65	4.83	4.80	4.78	4.83	4.84	4.89	4.80
SEPR	EN14825:2008 (High temp process)		6.23	5.99	5.84	5.48	5.69	5.60	5.76	5.69	5.83	5.81	5.88	6.01	5.94	5.99	5.95
SEER	Cooling (Part L - SBEM)		4.28	4.16	4.28	4.08	4.11	4.20	4.22	4.20	4.47	4.50	4.51	4.51	4.48	4.45	4.45
Dimensions	Height	mm	2,535	2,535	2,535	2,535	2,535	2,535	2,535	2,535	2,535	2,535	2,535	2,535	2,535	2,535	2,535
	Width	mm	2,238	2,238	2,238	2,238	2,238	2,238	2,238	2,238	2,238	2,238	2,238	2,238	2,238	2,238	2,238
	Depth (Length)	mm	2,514	2,514	2,514	2,514	2,514	3,594	3,594	3,594	4,674	4,674	4,674	5,754	5,848	6,928	6,928
Operating weight		kg	2,039	2,083	2,099	2,146	2,228	2,656	2,832	2,971	3,555	3,728	3,856	4,385	4,743	5,196	5,535
Water heat exchanger	Type		Brazen plate														
Water flow rate	Nominal Cooling	l/s	11.9	12.8	14.6	15.2	16.5	18.2	20.4	22.8	27.0	29.7	31.9	35.0	37.7	40.9	45.8
Water pressure drop	Nominal Cooling	kPa	38.5	44.6	49.3	47.0	55.2	66.8	73.2	91.3	21.4	25.5	19.7	23.5	27.0	31.5	31.2
Air heat exchanger	Type		Microchannel														
Compressor	Type		Driven vapour compression (Scroll)														
	Quantity		4	4	3	4	3	4	4	5	5	6	6	6	7	7	8
Fan	Type		Direct propeller														
	Quantity		4	4	4	4	4	6	6	6	8	8	8	10	10	12	12
Sound power level	Nominal Cooling (ISO 9614-1)	dB(A)	92	93	94	94	95	95	96	96	97	97	97	98	98	99	99
Sound pressure level	Nominal Cooling (@ 1m)	dB(A)	73	74	75	75	76	75	76	76	76	77	77	77	77	77	78
Refrigerant	Type/GWP		R-32/675														
	Total charge	kg	20	22	22	25	30	31	35	39	45	50	53	59	63	68	77
	Quantity of circuits		2	2	1	2	1	2	2	2	2	2	2	2	2	2	2
Piping connections	Evaporator water inlet/outlet (OD)	mm	88.9	88.9	88.9	88.9	88.9	88.9	88.9	88.9	139.7	139.7	139.7	139.7	139.7	139.7	139.7
Electrical data	DOL Starting current Max	A	464	482	693	697	735	750	792	838	891	936	979	1032	1079	1132	1220
	Running current Nom.	A	149	164	186	200	224	222	260	303	329	374	412	438	479	505	585
	Running current Max	A	199	216	242	249	287	302	344	390	443	488	531	584	631	684	772
	Voltage/Phase/Frequency	V/Ph/Hz	400-3-50														

EWAT~B-SSC* Trade Price - Including UK Recommended options (1)	POA	POA	POA	POA	POA	POA	POA	POA	POA	POA	POA	POA	POA	POA	POA	POA	POA
--	-----	-----	-----	-----	-----	-----	-----	-----	-----	-----	-----	-----	-----	-----	-----	-----	-----

Notes:

Reduced noise versions is also available or standard sound version with option 76b (compressor enclosure cabinet)
Possibility for inclusion of on-board hydronic free cooling on the EWFT~B- C version with zero impact on the unit footprint
Mandatory commissioning by Daikin Airconditioning UK, see page 325

(1) UK recommended options include:

OPT-15 Under/over voltage control, OPT-42 Speedtrol fan control, OPT-75 Rubber antivibration mounts, OPT-115 Water filter, OPT-141 Side panels on coil ends, OPT-225 Blue Coat Microchannel coils

Please contact your local sales office for further information on these products and extensive option flexibility – download info from daikin.co.uk

EWAT~B-XSC

R-32 Multi-Scroll Chiller – Cooling Only – High Efficiency – Standard Sound



Model	EWAT***B-XSC*		180	210	230	250	250	290	320	320	350	370	390	450	510	540	590	630	720	760	830	880	C10
Cooling capacity	Nom.	kW	180	206	233	254	254	286	325	325	345	371	388	448	512	539	587	631	717	763	835	880	1009
Power input	Nominal Cooling	kW	55	64	74	84	84	92	105	105	115	119	126	141	158	160	179	197	218	237	257	276	316
Capacity control	Method		Step																				
	Minimum capacity	%	25	21	19	50	17	25	22	13	20	19	18	16	25	14	22	20	18	17	15	14	25
EER	Nom.	kW/kW	3.25	3.21	3.16	3.04	3.04	3.11	3.11	3.11	3.02	3.13	3.09	3.19	3.24	3.37	3.29	3.20	3.29	3.22	3.24	3.19	3.20
SEER	EN14825 (Fan coil application)		4.61	4.71	4.74	4.76	4.76	4.77	4.79	4.79	4.79	4.76	4.70	4.76	4.81	4.89	4.88	4.89	4.92	4.93	4.92	4.91	4.91
SEPR	EN14825:2008 (High temp process)		5.55	5.85	6.44	6.38	6.38	6.32	6.58	6.58	6.49	5.89	5.69	5.77	6.01	6.00	5.97	5.96	6.06	6.05	6.05	6.04	5.97
SEER	Cooling (Part L - SBEM)		4.19	4.32	4.35	4.09	4.33	4.29	4.30	4.31	4.27	4.13	4.22	4.23	4.47	4.53	4.52	4.50	4.53	4.51	4.47	4.45	4.48
Dimensions	Height	mm	2,535	2,535	2,535	2,535	2,535	2,535	2,535	2,535	2,535	2,535	2,535	2,535	2,535	2,535	2,535	2,535	2,535	2,535	2,535	2,535	2,535
	Width	mm	2,238	2,238	2,238	2,238	2,238	2,238	2,238	2,238	2,238	2,238	2,238	2,238	2,238	2,238	2,238	2,238	2,238	2,238	2,238	2,238	2,238
	Depth (Length)	mm	2,514	2,514	2,514	2,514	2,514	3,594	3,594	3,594	3,594	3,594	3,594	4,674	4,674	5,754	5,754	5,754	6,834	6,834	8,008	8,008	9,088
Operating weight		kg	1,891	1,959	2,030	1,986	2,074	2,516	2,489	2,692	2,694	2,610	2,703	3,205	3,419	3,864	3,976	4,084	4,642	4,750	5,519	5,628	6,410
Water heat exchanger	Type		Braze plate																				
Water flow rate	Nominal Cooling	l/s	8.6	9.8	11.1	12.1	12.1	13.7	15.5	15.5	16.5	17.7	18.5	21.4	24.4	25.7	28.0	30.1	34.2	36.3	39.8	42.0	48.1
Water pressure drop	Nominal Cooling	kPa	31.7	27.0	25.8	30.4	30.4	38.4	48.9	48.9	55.1	63.4	60.8	80.6	17.7	19.5	22.8	26.2	22.4	25.2	29.9	33.2	34.2
Air heat exchanger	Type		Microchannel																				
Compressor	Type		Driven vapour compression (Scroll)																				
	Quantity		4	4	4	2	4	4	3	5	5	3	4	4	4	5	5	5	6	6	7	7	8
Fan	Type		Direct propeller																				
	Quantity		4	4	4	4	4	6	6	6	6	6	6	8	8	10	10	10	12	12	14	14	16
Sound power level	Nominal Cooling (ISO 9614-1)	dB(A)	91	92	92	94	92	94	95	94	94	95	95	96	96	97	97	98	98	98	99	99	100
Sound pressure level	Nominal Cooling (@ 1m)	dB(A)	72	73	73	74	73	74	75	74	74	76	75	76	76	76	77	77	77	77	77	77	78
Refrigerant	Type/GWP		R-32/675																				
	Total charge	kg	18	20	23	26	25	27	30	31	33	33	37	42	47	50	54	58	66	69	75	80	90
	Quantity of circuits		2	2	2	1	2	2	1	2	2	1	2	2	2	2	2	2	2	2	2	2	2
Piping connections	Evaporator water inlet/outlet (OD)	mm	88.9	88.9	88.9	88.9	88.9	88.9	88.9	88.9	88.9	88.9	88.9	88.9	139.7	139.7	139.7	139.7	139.7	139.7	139.7	139.7	139.7
Electrical data	DOL Starting current Max	A	304	429	446	647	464	492	703	523	540	746	750	803	845	858	901	944	999	1042	1099	1142	1240
	Running current Nom.	A	106	120	135	142	150	167	181	189	204	212	223	252	284	292	323	354	394	425	464	495	566
	Running current Max	A	146	163	181	199	199	227	255	257	275	298	302	355	397	410	453	496	551	594	651	694	792
	Voltage/Phase/Frequency	V/Ph/Hz	400-3-50																				

EWAT~B-XSC* Trade Price - Including UK Recommended options (1)	POA	POA	POA	POA	POA	POA	POA	POA	POA	POA	POA	POA	POA	POA	POA	POA	POA	POA	POA	POA	POA	POA	POA
--	-----	-----	-----	-----	-----	-----	-----	-----	-----	-----	-----	-----	-----	-----	-----	-----	-----	-----	-----	-----	-----	-----	-----

Notes:

Reduced noise versions is also available or standard sound version with option 76b (compressor enclosure cabinet)
Possibility for inclusion of on-board hydronic free cooling on the EWFT~B- C version with zero impact on the unit footprint
Mandatory commissioning by Daikin Airconditioning UK, see page 325

(1) UK recommended options include:

OPT-15 Under/over voltage control, OPT-42 Speedtrol fan control, OPT-75 Rubber antivibration mounts, OPT-115 Water filter, OPT-141 Side panels on coil ends, OPT-225 Blue Coat Microchannel coils

Please contact your local sales office for further information on these products and extensive option flexibility – download info from daikin.co.uk



R-32

EWYT~B- Heat Pump Multi-Scroll Chillers

Future proof air-cooled heat pump scroll chiller series with refrigerant R-32

LOOP
BY DAIKIN

- Wide Capacity range: Heating 82-650kW, Cooling 75-610kW (nominal conditions)
- Possibility to increase the capacity with new back-to-back special version: Heating up to 1300kW, Cooling up to 1220kW (nominal conditions)
- Top class efficiency, SEER up to 4,92 and SCOP up to 4,06
- Available in silver and gold efficiency versions
- Dedicated R-32 optimised scroll compressors and heat exchangers for hot water production up to 60°C (nominal conditions)
- The Global Warming Potential (GWP) of R-32 refrigerant is 675, which is only one third compared to commonly used R-410A refrigerant
- As a single component refrigerant, R-32 is also easier to recycle and reuse – another environmental plus in its favour
- Optimised Copper-Aluminium coils improving performances and de-frosting operation
- Standard, Low and Reduced sound configurations
- One or two independent refrigerant circuits
- Extensive option list including on-board pump kits with or without buffer tank, inverter pump with possibility for variable primary flow control, on-board sequencing
- Full compatibility with Daikin on-site cloud-based monitoring

Two Copper/Aluminium condenser coil layouts available



Parallel coils

- Slim layout
- Alucoat Fins Coils as standard with option for Blygold

Double-V coils

- Broad layout
- Alucoat Fins Coils as standard with option for Blygold

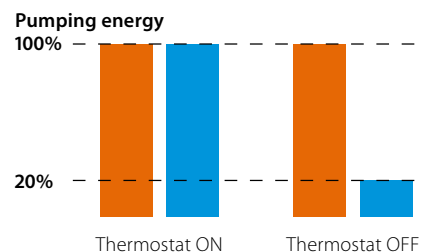


BLUEVOLUTION + Optimised heating

VFD pumps and variable flow control options available

- Variable pump speed control via external 0-10 volt signal
- "Thermostat on" and "thermostat off" pump speed management
- Variable primary flow control

■ No VFD
■ VFD



Intelligent Chiller Manager

Connection to Intelligent Chiller Manager

Daikin offers the Intelligent Chiller Manager option, allowing energy optimisation of the system and, when necessary, full customisation of the control solutions, even in more complex installations.

- High number of units
- Cooling and Heating mode
- Peripheral controls

EWYT~B-SSA

R-32 Multi-Scroll Chiller – Heat Pump – Standard Efficiency – Standard Sound



Model	EWYT~B-SSA*		085	105	135	175	205	215	235	255	300	340	390	430	490	540	590	630
Cooling capacity	Nominal	kW	75	98	120	153	189	193	212	230	270	317	350	375	434	483	531	570
Power input	Nominal Cooling	kW	28	37	45	58	71	72	79	87	102	118	133	147	171	192	207	219
Heating capacity	Nom.		82	106	132	170	209	213	236	256	300	343	390	433	487	542	591	628
	45°C LWT, 4K DT, -5°C Winter Amb.	kW	61	79	99	127	156	160	175	189	222	254	293	326	365	405	441	466
Power input	Nominal Heating		28	37	45	59	73	74	82	87	104	116	136	150	167	185	202	214
Capacity control	Method		Step															
	Minimum capacity	%	50	38	50	38	19	50	17	25	22	19	17	25	22	19	18	17
EER	Nom.	kW/kW	2.69	2.68	2.69	2.65	2.66	2.67	2.69	2.66	2.65	2.69	2.63	2.55	2.54	2.51	2.57	2.60
SEER	EN14825 (Fan coil application)		3.90	3.98	3.90	4.01	3.96	3.90	3.96	3.90	3.99	4.10	3.99	4.00	4.23	4.23	4.17	4.25
SEER	Cooling (Part L - SBEM)		3.81	3.72	3.73	3.55	3.66	3.74	3.56	3.67	3.62	3.74	3.63	3.72	3.87	3.87	3.85	3.89
COP	Nom.	kW/kW	2.91	2.90	2.91	2.88	2.89	2.89	2.87	2.94	2.88	2.95	2.88	2.88	2.92	2.93	2.93	2.93
SCOP	EN14825 (Low temp. heat pump)		3.34	3.41	3.36	3.40	3.37	3.40	3.34	3.29	3.27	3.28	3.35	3.33	3.37	3.35	3.38	3.37
Dimensions	Height	mm	1,801	1,801	1,801	1,801	1,801	1,801	1,801	1,801	2,516	2,516	2,516	2,516	2,516	2,516	2,516	2,516
	Width	mm	1,211	1,211	1,211	1,211	1,211	1,211	1,211	1,211	2,224	2,224	2,224	2,224	2,224	2,224	2,224	2,224
	Depth (Length)	mm	2,227	2,776	3,426	4,424	4,424	4,028	5,025	5,025	3,418	3,418	4,316	4,316	4,316	4,316	5,211	5,211
Operating weight		kg	962	1,072	1,172	1,327	1,511	1,511	1,811	1,839	2,114	2,270	3,200	3,210	3,207	3,397	4,302	4,308
Water heat exchanger	Type		Braze plate															
Water flow rate	Nominal Cooling	l/s	3.6	4.7	5.8	7.3	9.0	9.2	10.1	11.0	12.9	15.1	16.7	17.9	20.7	23.0	25.3	27.2
Water pressure drop	Nominal Cooling	kPa	20.8	33.6	48.8	75.2	45.0	46.5	55.1	45.2	60.2	49.2	58.9	66.7	58.8	71.2	58.3	66.2
Air heat exchanger	Type		Copper pipe / aluminium fin															
Compressor	Type		Driven vapour compression (Scroll)															
	Quantity		2	2	2	2	4	2	4	4	4	4	4	4	5	6	6	6
Fan	Type		Direct propeller															
	Quantity		4	6	8	8	10	10	12	12	5	6	8	8	8	8	10	10
Sound power level	Nominal Cooling (ISO 9614-1)	dB(A)	84	87	89	91	90	92	91	92	94	95	96	96	97	97	98	98
Sound pressure level	Nominal Cooling (@ 1m)	dB(A)	66	69	71	73	71	74	72	73	74	75	76	76	77	77	77	77
Refrigerant	Type/GWP		R-32/675															
	Total charge	kg	13	16	19	26	34	35	43	43	42	48	47	49	60	70	79	87
	Quantity of circuits		1	1	1	1	2	1	2	2	2	2	2	2	2	2	2	2
Piping connections	Evaporator water inlet/outlet (OD)	mm	88.9	88.9	88.9	88.9	88.9	88.9	88.9	88.9	88.9	88.9	88.9	88.9	88.9	88.9	88.9	88.9
Electrical data	DOL Starting current Max	A	211	327	343	464	408	495	425	439	564	598	636	666	712	757	795	825
	Running current - Cooling Nom.	A	54	66	76	99	125	123	134	146	174	198	227	253	291	328	353	372
	Running current Max	A	68	85	101	131	166	163	183	197	232	266	304	334	379	425	463	493
	Voltage/Phase/Frequency	V/Ph/Hz	400-3-50															

EWYT~B-SSA* Trade Price - Including UK Recommended options (1)	POA	POA	POA	POA	POA	POA	POA	POA	POA	POA	POA	POA	POA	POA	POA	POA	POA	POA
--	-----	-----	-----	-----	-----	-----	-----	-----	-----	-----	-----	-----	-----	-----	-----	-----	-----	-----

Notes:

Low and reduced noise versions are available

Mandatory commissioning by Daikin Airconditioning UK, see page 325

Possibility to increase the capacity with special back-to-back version: Heating up to 1300kW, Cooling up to 1220kW (nominal conditions)

(1) UK recommended options include:

All models - OPT-15 Under/over voltage control, OPT-43 Condenser coil guards, OPT-58 Evaporator flow switch, OPT-75 Rubber antivibration mounts, OPT-114 Nordic kit, OPT-115 Water filter

In addition, models with Double-V coil layout - OPT-42 Speedtrol fan control

Please contact your local sales office for further information on these products and extensive option flexibility – download info from daikin.co.uk

EWYT~B-XSA

R-32 Multi-Scroll Chiller – Heat Pump – High Efficiency – Standard Sound



Model	EWYT~B-XSA*	085	115	135	175	215	215	235	265	310	350	400	440	500	560	600	630	650
Cooling capacity	Nominal kW	80	104	126	166	206	206	229	250	288	328	370	406	467	519	560	597	610
Power input	Nominal Cooling kW	26	35	42	57	72	68	75	83	94	107	123	135	158	177	193	205	207
Heating capacity	Nom. kW	86	111	133	176	218	215	239	261	306	350	401	444	500	556	599	634	650
	45°C LWT, 4K DT, -5°C Winter Amb. kW	64	82	98	131	164	160	177	192	228	262	299	332	374	416	446	471	482
Power input	Nominal Heating kW	26	33	39	52	65	62	69	76	89	102	118	128	147	165	180	192	203
Capacity control	Method	Step																
	Minimum capacity %	50	38	50	38	50	19	17	25	19	17	25	22	19	18	17	17	17
EER	Nom. kW/kW	3.03	2.95	2.99	2.93	2.86	3.03	3.06	3.00	3.06	3.05	3.02	3.01	2.95	2.93	2.90	2.92	2.95
SEER	EN14825 (Fan coil application)	4.24	4.38	4.24	4.45	4.21	4.41	4.40	4.13	4.57	4.67	4.54	4.57	4.72	4.71	4.70	4.69	4.40
SEER	Cooling (Part L - SBEM)	4.13	4.18	4.13	4.09	4.08	4.21	4.19	4.04	4.36	4.33	4.30	4.36	4.46	4.41	4.38	4.35	4.05
COP	Nom. kW/kW	3.30	3.35	3.41	3.41	3.36	3.43	3.44	3.43	3.45	3.44	3.41	3.47	3.40	3.37	3.33	3.31	3.20
SCOP	EN14825 (Low temp. heat pump)	3.70	3.72	3.70	3.67	3.66	3.70	3.86	3.77	3.90	3.90	3.82	3.85	3.83	3.81	3.79	3.76	3.53
Dimensions	Height mm	1,801	1,801	1,801	1,801	1,801	1,801	1,801	1,801	2,516	2,516	2,516	2,516	2,516	2,516	2,516	2,516	2,516
	Width mm	1,211	1,211	1,211	1,211	1,211	1,211	1,211	1,211	2,224	2,224	2,224	2,224	2,224	2,224	2,224	2,224	2,224
	Depth (Length) mm	2,776	3,426	3,426	4,028	4,628	5,625	6,223	6,223	4,316	4,316	5,211	5,211	6,112	6,112	7,010	7,010	7,010
Operating weight	kg	938	941	1,007	1,393	1,564	2,135	1,796	1,827	3,103	3,289	3,648	3,995	4,270	4,527	4,861	5,027	5,027
Water heat exchanger	Type	Braze plate																
Water flow rate	Nominal Cooling l/s	3.8	5.0	6.0	7.9	9.8	9.8	10.9	11.9	13.7	15.7	17.7	19.4	22.3	24.7	26.7	28.5	29.1
Water pressure drop	Nominal Cooling kPa	9.5	15.2	21.5	20.1	29.6	12.0	14.7	17.1	22.0	27.9	34.7	23.7	30.4	33.6	38.6	43.3	45.0
Air heat exchanger	Type	Copper pipe / aluminium fin																
Compressor	Type	Driven vapour compression (Scroll)																
	Quantity	2	2	2	2	2	4	4	4	4	4	4	4	5	6	6	6	6
Fan	Type	Direct propeller																
	Quantity	6	8	8	10	12	14	16	16	7	8	10	10	12	12	14	14	14
Sound power level	Nominal Cooling (ISO 9614-1) dB(A)	81	86	88	90	91	89	90	91	92	93	94	95	95	96	96	97	98
Sound pressure level	Nominal Cooling (@ 1m) dB(A)	63	67	69	71	73	69	70	71	72	73	74	74	75	75	75	75	77
Refrigerant	Type/GWP	R-32/675																
	Total charge kg	18	18	22	34	42	52	49	46	52	60	71	84	88	92	114	100	113
	Quantity of circuits	1	1	1	1	1	2	2	2	2	2	2	2	2	2	2	2	2
Piping connections	Evaporator water inlet/outlet (OD) mm	88.9	88.9	88.9	88.9	88.9	88.9	88.9	88.9	88.9	88.9	88.9	88.9	88.9	88.9	88.9	88.9	88.9
Electrical data	DOL Starting current Max A	213	329	343	465	497	412	429	443	562	594	629	659	710	755	790	820	841
	Running current - Cooling Nom. A	53	65	75	98	123	122	131	143	170	192	215	236	276	313	338	358	361
	Running current Max A	70	87	101	133	165	170	186	201	229	262	297	327	377	423	458	488	509
	Voltage/Phase/Frequency V/Ph/Hz	400-3-50																

EWYT~B-XSA* Trade Price - Including UK Recommended options (1)	POA	POA	POA	POA	POA	POA	POA	POA	POA	POA	POA	POA	POA	POA	POA	POA	POA	POA
--	-----	-----	-----	-----	-----	-----	-----	-----	-----	-----	-----	-----	-----	-----	-----	-----	-----	-----

Notes:

Low and reduced noise versions are available

Mandatory commissioning by Daikin Airconditioning UK, see page 325

Possibility to increase the capacity with special back-to-back version: Heating up to 1300kW, Cooling up to 1220kW (nominal conditions)

(1) UK recommended options include:

All models - OPT-15 Under/over voltage control, OPT-43 Condenser coil guards, OPT-58 Evaporator flow switch, OPT-75 Rubber antivibration mounts, OPT-114 Nordic kit, OPT-115 Water filter

In addition, models with Double-V coil layout - OPT-42 Speedtrol fan control

Please contact your local sales office for further information on these products and extensive option flexibility – download info from daikin.co.uk

Daikin Fan Coil Units

Brushless DC Motors for:

- Higher operational efficiency
- Greater comfort control
- Low sound levels



High-efficiency BLDC Fan Coil units for comfort cooling / heating

BLDC fan motors Video

Learn more on the advantages of BLDC fan motors in Fan coil units:

Higher efficiency than AC motor

High comfort level

Low sound levels

High flexibility level



Check on



www.youtube.com/DaikinEurope



Benefits for the installer

- Reduced amount of sizes: less stock space needed
- Easy integration to BMS systems via modbus protocol

Benefits for the consultant

- Comprehensive range with single source of supply for all configurations
- Efficient BLDC fan motors for comfort and low sound levels

Benefits for the end user

- High comfort level
- Up to 70% savings on running costs
- Controller with timer programmed operating mode

Higher efficiency than AC (Alternative Current) motor

- Up to 70% energy savings
- No heat generation
- No power losses
- Higher efficiency than AC motors to reach set point
- Increased life expectancy >10,000 hours

High comfort level

- Less fluctuation of air temperature and relative humidity
- More consistent output level
- Stepless speed change for gradual air output
- More accurate adjustments to reach set point

Low sound levels

- Lower minimum rotation speed
- No start-stop sequence
- Gradual air output

Product Overview

Fan Coil Units










FWECSA Electronic Fan Coil Unit Controller

Main features:

- Management of BLDC fan motor using 0-10V/DC
- Management of on/off or proportional valves
- Management of electric heater
- Relative humidity control
- Cooling/heating mode switching based on air or water temperature
- Contact for remote activation (window contact or remote on/off)
- Weekly timer programmed operation
- Configurable digital output
- Master slave system on serial RS485
- Master slave system using conveyed waves (CW)
- BMS supervision system using Modbus RS485

FWTOUCH additional features:

- Available in three different colours (White, Black, Grey)
- Full capacitive 2.8" color touchscreen with intuitive layout
- Embedded user manual

Type	Model	Product name	Fan motor type	Capacity	FWECSA Controller Recommended
Floor standing unit	Floor standing unit <ul style="list-style-type: none"> - For vertical mounting - Continuous air flow regulation and fan speed modulation - Up to 70% energy savings - Low sound levels 	FWZ-AT/AF	 BLDC	Cooling: 0.60 - 10.08 kW Heating: 0.69 - 11.18 kW	
Flexi type unit	Flexi type unit <ul style="list-style-type: none"> - For horizontal or vertical mounting - Continuous air flow regulation and fan speed modulation - Up to 70% energy savings - Low sound levels 	FWR-AT/AF	 BLDC	Cooling: 0.60 - 10.08 kW Heating: 0.69 - 11.18 kW	
	Concealed flexi type unit <ul style="list-style-type: none"> - For horizontal or vertical concealed mounting - Continuous air flow regulation and fan speed modulation - Up to 70% energy savings - Low sound levels 	FWS-AT/AF	 BLDC	Cooling: 0.60 - 10.08 kW Heating: 0.69 - 11.18 kW	
Ducted unit	Concealed ceiling unit with medium ESP <ul style="list-style-type: none"> - For horizontal concealed mounting - Instant adjustment to temperature and relative humidity changes - Available static pressure up to 50 Pa - Low sound levels 	FWP-CAT/CAF	 BLDC	Cooling: 1.76 - 7.68 kW Heating: 1.81 - 7.84 kW	
	Concealed ceiling unit with high ESP <ul style="list-style-type: none"> - For horizontal or vertical concealed mounting - Available static pressure up to 120 Pa - Easy maintenance 	FWN-AT/AF	 BLDC	Cooling: 2.83 - 18.6 kW Heating: 3.23 - 19.2 kW	
Ceiling mounted cassette	4-way blow ceiling mounted cassette <ul style="list-style-type: none"> - 600 x 600 cassette - Integrated fresh air intake - Horizontal auto swing - Easy installation in corners - Standard drain pump with 750 mm lift 	FWF-BT/BF	 AC	Cooling: 1.4 - 5.2 kW Heating: 2.3 - 6.7 kW	
	Round flow cassette <ul style="list-style-type: none"> - 900 x 900 cassette - 360° air discharge ensures uniform air flow - Integrated fresh air intake - Easy installation in corners - Standard drain pump with 850 mm lift 	 FWC-BT/BF	 BLDC	Cooling: 4.0 - 8.7 kW Heating: 5.5 - 12.1 kW	
Wall mounted unit	Wall mounted unit <ul style="list-style-type: none"> - High aesthetic cabinet design - Optimum air distribution - Easy installation - 3-speed fan motor 	FWT-GT	 AC	Cooling: 2.11 - 5.28 kW Heating: 2.49 - 6.01 kW	

Capacity conditions

EUROVENT conditions

Cooling

27°C db / 19°C wb - Entering water 7°C - Leaving water 12°C

Heating 4 Pipe

20°C db - Entering water 70°C - Leaving water 60°C

Heating 2 Pipe

20°C db - Entering water 50°C - Flow rate as in cooling mode

TYPICAL UK cooling conditions

22°C db / 16.0°C wb - Entering water 7°C - Leaving water 12°C

0 Pa External Static Pressure

0% Glycol

FWP and FWN Ducted FCU - Above capacities are based on 30 Pa and 60 Pa External Static Pressure respectively

FWS Uncased - Based on 20 Pa external static

FWZ-AT/AF

Inverter Driven Floor Standing Fan Coil Units



BLDC fan motor unit for vertical mounting.
Continuous air flow regulation and fan speed modulation

- Up to 70% energy savings with brushless DC motor technology compared to traditional technology
- Instant adjustment to temperature and relative humidity changes
- Low operating sound level
- Highly flexible solutions: multiple sizes, piping topologies and connection valves
- Requires very little installation space

Cased Low Wall Mount Type 2-pipe			FWZ02AT	FWZ03AT	FWZ06AT	FWZ08AT
Capacity	UK Total Cooling	kW	1.39	2.57	3.23	5.11
	Nominal Cooling	kW	2.64	4.96	6.32	10.08
	Nominal Heating	kW	3.47	6.40	7.51	11.18
Dimensions	Height x Width x Depth	mm	226 x 774 x 564	226 x 987 x 564	226 x 1194 x 564	251 x 1404 x 564
Weight		kg	20	25	31	41
Sound Power	High/Low	dBA	62/28	70/28	64/28	71/28
Sound Pressure	High/Low	dBA	54/20	62/20	56/20	63/20
Air Flow Rate	High	m ³ /min	9.33	15.00	20.00	27.66
Water Connections		inch	1/2	1/2	1/2	3/4
Electrical Data	Power Supply		1ph			
Trade Fan Coil Price - Naked - No Valve (Base Unit)			FWZ02ATN £389.00	FWZ03ATN £411.00	FWZ06ATN £475.00	FWZ08ATN £593.00
Trade Fan Coil Price - Complete with 3-way 230V valve, elec heater & FWEC SAP Power Control Board factory fitted			FWZ02AATV6V3ES- £883.00	FWZ03AATV6V3ES- £915.00	FWZ06AATV6V3ES- £997.00	FWZ08AATV6V3ES- £1,134.00
Cased Low Wall Mount Type 4-pipe			FWZ02AF	FWZ03AF	FWZ06AF	FWZ08AF
Capacity	UK Total Cooling	kW	1.39	2.57	3.23	5.11
	Nominal Cooling	kW	2.64	4.96	6.32	10.08
	Nominal Heating	kW	2.46	4.19	6.45	10.06
Dimensions	Height x Width x Depth	mm	226 x 774 x 564	226 x 987 x 564	226 x 1194 x 564	251 x 1404 x 564
Weight		kg	21	26	33	44
Sound Power	High/Low	dBA	62/28	70/28	64/28	71/28
Sound Pressure	High/Low	dBA	54/20	62/20	56/20	63/20
Air Flow Rate	High	m ³ /min	9.33	15.00	20.00	27.66
Water Connections		inch	1/2	1/2	1/2	3/4
Electrical Data	Power Supply		1ph			
Trade Fan Coil Price - Naked - No Valve (Base Unit)			FWZ02AFN £423.00	FWZ03AFN £450.00	FWZ06AFN £533.00	FWZ08AFN £655.00
Trade Fan Coil Price - Complete with 3-way 230V valve & FWEC SAP Power Control Board factory fitted			FWZ02AAFV6V3-S- £821.00	FWZ03AAFV6V3-S- £848.00	FWZ06AAFV6V3-S- £930.00	FWZ08AAFV6V3-S- £1,068.00

* Alternative valve kits are available to satisfy specific project requirements, please consult Applied Department for further details.

FWZ Accessories

Accessory Ref	02	03	06	08
2-pipe 3-way 230V on/off valve kits c/w lockshields		E2MV03A6		E2MV10A6
		£171.00		£180.00
4-pipe 3-way 230V on/off valve kits c/w lockshields		E4MV03A6		E4MV10A6
		£307.00		£323.00
Electric Heater	EEH02A6	EEH03A6	EEH06A6	EEH10A6
	£213.00	£226.00	£241.00	£246.00
Fresh Air Intake	EFA02A6	EFA03A6	EFA06A6	EFA10A6
	£63.00	£70.00	£78.00	£85.00
Rear Panel	ERP02A6	ERP03A6	ERP06A6	ERP10A6
	£32.00	£35.00	£43.00	£53.00
Support Feet		ESFV06A6		ESFV10A6
		£17.00		£17.00
Supporting Feet & Grille	ESFVG02A6	ESFVG03A6	ESFVG06A6	ESFVG10A6
	£27.00	£32.00	£34.00	£51.00
Vertical Drainpan	EDPV6	£5.00		
Condensate Drain Pump - 750mm Lift	CDRP1A	£180.00		
Split Electronic Controller - Power Control Board	FWEC SAP	£114.00		
Split Electronic Controller - Control Panel	FWEC SAC	£84.00		
Split Electronic Controller - Touch Screen Control Panel (Black)	FWTOUCHB	£200.00		
Split Electronic Controller - Touch Screen Control Panel (White)	FWTOUCHW	£200.00		
Split Electronic Controller - Touch Screen Control Panel (Grey)	FWTOUCHG	£200.00		
Return Air Sensor	FWT SKA	£11.00		
Humidity Sensor	FWH SKA	£17.00		

Notes:

- The FWEC SA can operate up to 256 fan coils as master slave control on RS485 network
- Factory configured FCU orders with <20pcs results in a longer leadtime. We recommend base units & accessory kits from stock are considered with fitting at site by customer for these smaller quantities

FWR-AT/AF

Inverter Driven Flexi Fan
Coil Units

FWECSA



FWTOUCH

BLDC fan motor unit for horizontal or vertical mounting. Continuous air flow regulation and fan speed modulation

- For wall or ceiling mounted installation: ideal solution for spaces with no false ceilings
- Up to 70% energy savings with brushless DC motor technology compared to traditional technology
- Instant adjustment to temperature and relative humidity changes
- Low operating sound level
- Highly flexible solutions: multiple sizes, piping topologies and connection valves
- Requires very little installation space

Cased Flexi Type 2-pipe			FWR02AT	FWR03AT	FWR06AT	FWR08AT
Capacity	UK Total Cooling	kW	1.39	2.57	3.23	5.11
	Nominal Cooling	kW	2.64	4.96	6.32	10.08
	Nominal Heating	kW	3.47	6.40	7.51	11.18
Dimensions	Height x Width x Depth	mm	226 x 774 x 564	226 x 987 x 564	226 x 1194 x 564	251 x 1404 x 564
Weight		kg	21	27	33	44
Sound Power	High/Low	dBA	62/28	70/28	64/28	71/28
Sound Pressure	High/Low	dBA	54/20	62/20	56/20	63/20
Air Flow Rate	High	m ³ /min	9.33	15.00	20.00	27.66
Water Connections		inch	1/2	1/2	1/2	3/4
Electrical Data	Power Supply		1ph			
Trade Fan Coil Price - Naked - No Valve (Base Unit)			FWR02ATN £406.00	FWR03ATN £440.00	FWR06ATN £507.00	FWR08ATN £647.00
Trade Fan Coil Price - Complete with 3-way 230V valve, elec heater & FWECSAP Power Control Board factory fitted			FWR02AATV6V3ES- £900.00	FWR03AATV6V3ES- £943.00	FWR06AATV6V3ES- £1,030.00	FWR08AATV6V3ES- £1,189.00
Cased Flexi Type 4-pipe			FWR02AF	FWR03AF	FWR06AF	FWR08AF
Capacity	UK Total Cooling	kW	1.39	2.57	3.23	5.11
	Nominal Cooling	kW	2.64	4.96	6.32	10.08
	Nominal Heating	kW	2.46	4.19	6.45	10.06
Dimensions	Height x Width x Depth	mm	226 x 774 x 564	226 x 987 x 564	226 x 1194 x 564	251 x 1404 x 564
Weight		kg	22	28	35	46
Sound Power	High/Low	dBA	62/28	70/28	64/28	71/28
Sound Pressure	High/Low	dBA	54/20	62/20	56/20	63/20
Air Flow Rate	High	m ³ /min	9.33	15.00	20.00	27.66
Water Connections		inch	1/2	1/2	1/2	3/4
Electrical Data	Power Supply		1ph			
Trade Fan Coil Price - Naked - No Valve (Base Unit)			FWR02AFN £444.00	FWR03AFN £479.00	FWR06AFN £561.00	FWR08AFN £714.00
Trade Fan Coil Price - Complete with 3-way 230V valve & FWECSAP Power Control Board factory fitted			FWR02AAFV6V3-S- £842.00	FWR03AAFV6V3-S- £877.00	FWR06AAFV6V3-S- £960.00	FWR08AAFV6V3-S- £1,129.00

* Alternative valve kits are available to satisfy specific project requirements, please consult Applied Department for further details.

FWR Accessories

Accessory Ref	02	03	06	08
2-pipe 3-way 230V on/off valve kits c/w lockshields	E2MV03A6			E2MV10A6
	£171.00			£180.00
4-pipe 3-way 230V on/off valve kits c/w lockshields	E4MV03A6			E4MV10A6
	£307.00			£323.00
Electric Heater	EEH02A6	EEH03A6	EEH06A6	EEH10A6
	£213.00	£226.00	£241.00	£246.00
Rear Panel	ERP02A6	ERP03A6	ERP06A6	ERP10A6
	£32.00	£35.00	£43.00	£53.00
Vertical Drainpan	EDPV6	£5.00		
Condensate Drain Pump - 750mm Lift	CDRP1A	£180.00		
Split Electronic Controller - Power Control Board	FWECSAP	£114.00		
Split Electronic Controller - Control Panel	FWECSAC	£84.00		
Split Electronic Controller - Touch Screen Control Panel (Black)	FWTOUCHB	£200.00		
Split Electronic Controller - Touch Screen Control Panel (White)	FWTOUCHW	£200.00		
Split Electronic Controller - Touch Screen Control Panel (Grey)	FWTOUCHG	£200.00		
Return Air Sensor	FWTSKA	£11.00		
Humidity Sensor	FWHska	£17.00		

Notes:

- The FWECSA can operate up to 256 fan coils as master slave control on RS485 network
- Factory configured FCU orders with <20pcs results in a longer leadtime. We recommend base units & accessory kits from stock are considered with fitting at site by customer for these smaller quantities

FWS-AT/AF

Inverter Driven Low Static Concealed Flexi Fan Coil Units



BLDC fan motor unit for horizontal or vertical concealed mounting. Continuous air flow regulation and fan speed modulation

- Blends unobtrusively with any interior décor: only the suction and discharge grilles are visible
- Up to 70% energy savings with brushless DC motor technology compared to traditional technology
- Instant adjustment to temperature and relative humidity changes
- Low operating sound level
- Highly flexible solutions: multiple sizes, piping topologies and connection valves
- Available static pressure up to 50Pa at maximum speed

Concealed Flexi Type 2-pipe			FWS02AT	FWS03AT	FWS06AT	FWS08AT
Capacity	UK Total Cooling	kW	1.08	2.02	2.52	3.99
	Nominal Cooling	kW	2.64	4.96	6.32	10.08
	Nominal Heating	kW	3.47	6.40	7.51	11.18
Dimensions	Height x Width x Depth	mm	224 x 584 x 535	224 x 794 x 535	224 x 1004 x 535	249 x 1214 x 535
Weight		kg	15	19	23	32
Sound Power	High/Low	dBA	62/28	70/28	64/28	71/28
Sound Pressure	High/Low	dBA	54/20	62/20	56/20	63/20
Air Flow Rate	High	m³/min	9.33	15.00	20.00	27.66
Water Connections		inch	1/2	1/2	1/2	3/4
Electrical Data	Power Supply		1ph			
Trade Fan Coil Price - Naked - No Valve (Base Unit)			FWS02ATN £349.00	FWS03ATN £372.00	FWS06ATN £426.00	FWS08ATN £533.00
Trade Fan Coil Price - Complete with 3-way 230V valve, elec heater & FWECSAP Power Control Board factory fitted			FWS02AATV6V3ES- £785.00	FWS03AATV6V3ES- £876.00	FWS06AATV6V3ES- £945.00	FWS08AATV6V3ES- £1,071.00
Concealed Flexi Type 4-pipe			FWS02AF	FWS03AF	FWS06AF	FWS08AF
Capacity	UK Total Cooling	kW	1.08	2.02	2.52	3.99
	Nominal Cooling	kW	2.64	4.96	6.32	10.08
	Nominal Heating	kW	2.46	4.19	6.45	10.06
Dimensions	Height x Width x Depth	mm	224 x 584 x 535	224 x 794 x 535	224 x 1004 x 535	249 x 1214 x 535
Weight		kg	16	20	25	34
Sound Power	High/Low	dBA	62/28	70/28	64/28	71/28
Sound Pressure	High/Low	dBA	54/20	62/20	56/20	63/20
Air Flow Rate	High	m³/min	9.33	15.00	20.00	27.66
Water Connections		inch	1/2	1/2	1/2	3/4
Electrical Data	Power Supply		1ph			
Trade Fan Coil Price - Naked - No Valve (Base Unit)			FWS02AFN £384.00	FWS03AFN £417.00	FWS06AFN £479.00	FWS08AFN £597.00
Trade Fan Coil Price - Complete with 3-way 230V valve & FWECSAP Power Control Board factory fitted			FWS02AAFV6V3-S- £782.00	FWS03AAFV6V3-S- £815.00	FWS06AAFV6V3-S- £877.00	FWS08AAFV6V3-S- £1,012.00

* Alternative valve kits are available to satisfy specific project requirements, please consult Applied Department for further details.

FWS Accessories

Accessory Ref	02	03	06	08
2-pipe 3-way 230V on/off valve kits c/w lockshields		E2MV03A6		E2MV10A6
		£171.00		£180.00
4-pipe 3-way 230V on/off valve kits c/w lockshields		E4MV03A6		E4MV10A6
		£307.00		£323.00
Electric Heater	EEH02A6	EEH03A6	EEH06A6	EEH10A6
	£213.00	£226.00	£241.00	£246.00
Air Intake & Discharge Grille	EAIDF02A6	EAIDF03A6	EAIDF06A6	EAIDF10A6
	£146.00	£177.00	£230.00	£271.00
Support Feet		ESFV06A6		ESFV10A6
		£17.00		£17.00
Plenum Box With Circular Connections (FWS-A Only)	EPCC02A6	EPCC03A6	EPCC06A6	EPCC10A6
	£76.00	£83.00	£106.00	£145.00
Vertical Drainpan	EDPV6	£5.00		
Horizontal Drainpan	EDPHB6	£5.00		
Condensate Drain Pump - 750mm Lift	CDRP1A	£180.00		
Split Electronic Controller - Power Control Board	FWECSAP	£114.00		
Split Electronic Controller - Control Panel	FWECSAC	£84.00		
Split Electronic Controller - Touch Screen Control Panel (Black)	FWTOUCHB	£200.00		
Split Electronic Controller - Touch Screen Control Panel (White)	FWTOUCHW	£200.00		
Split Electronic Controller - Touch Screen Control Panel (Grey)	FWTOUCHG	£200.00		
Return Air Sensor	FWTSKA	£11.00		
Humidity Sensor	FWHska	£17.00		

Notes:

- The FWECSA can operate up to 256 fan coils as master slave control on RS485 network
- Factory configured FCU orders with <20pcs results in a longer leadtime. We recommend base units & accessory kits from stock are considered with fitting at site by customer for these smaller quantities

FWP-CT/CF

Inverter Driven Medium Static Ducted Fan Coil Units



FWECSA



FWTTOUCH

BLDC fan motor unit for horizontal concealed mounting. Continuous air flow regulation and fan speed modulation

- Blends unobtrusively with any interior décor: only the suction and discharge grills are visible
- Up to 50% energy savings with brushless DC motor technology compared to traditional technology
- Instant adjustment to temperature and relative humidity changes
- Low operating sound level
- Highly flexible solutions: multiple sizes, piping topologies and connection valves
- 7-speed electrical motors (with thermal protection on windings)
- Available static pressure up to 80Pa at maximum speed

Concealed Ducted Type 2-pipe			FWP04CT	FWP05CT	FWP06CT	FWP08CT	FWP10CT	FWP11CT	FWP15CT	FWP17CT
Capacity	Nominal Cooling	kW	1.76	1.95	2.75	3.27	4.35	4.91	6.85	7.68
Dimensions	Height x Width x Depth	mm	252 x 758 x 603		253 x 968 x 603		282 x 1177 x 713			
Weight		kg	19	20	25	28	33	33	39	39
Sound Power	High/Low	dBA	52/32	55/37	58/39	60/39	59/39		69/60	
Air Flow Rate	Med	m ³ /min	4.10	4.58	6.00	8.87	11.45	11.45	19.50	19.50
Water Connections		inch	1/2 (Female)	1/2 (Female)	1/2 (Female)	1/2 (Female)	3/4 (Female)	3/4 (Female)	3/4 (Female)	3/4 (Female)
Electrical Data	Power Supply		1ph							

Trade Fan Coil Price - Naked - No Valve (Base Unit)			FWP04CTN	FWP05CTN	FWP06CTN	FWP08CTN	FWP10CTN	FWP11CTN	FWP15CTN	FWP17CTN
			£530.00	£554.00	£631.00	£648.00	£690.00	£750.00	£899.00	£970.00
Trade Fan Coil Price - Complete with 3-way 230V valve, elec heater & FWECSAP Power Control Board factory fitted			FWP04 CATV6V3ES-	FWP05 CATV6V3ES-	FWP06 CATV6V3ES-	FWP08 CATV6V3ES-	FWP10 CATV6V3ES-	FWP11 CATV6V3ES-	FWP15 CATV6V3ES-	FWP17 CATV6V3ES-
			£1,082.00	£1,105.00	£1,195.00	£1,212.00	£1,274.00	£1,334.00	£1,482.00	£1,554.00

Concealed Ducted Type 4-pipe				FWP05CF	FWP06CF	FWP08CF	FWP10CF	FWP11CF	FWP15CF	FWP17CF
Capacity	Nominal Cooling	kW	1.76	1.95	2.75	3.27	4.35	4.91	6.85	7.68
	Nominal Heating	kW	1.81	1.98	2.8	3.7	4.75	5.03	7.76	7.84
Dimensions	Height x Width x Depth	mm	252 x 758 x 603		253 x 968 x 603		282 x 1177 x 713			
Weight		kg	19	20	25	28	33	33	39	39
Sound Power	High/Low	dBA	52/32	55/37	58/39	60/39	59/39		69/60	
Air Flow Rate	Med	m ³ /min	4.10	4.58	6.00	8.87	11.45	11.45	19.50	19.50
Water Connections		inch	1/2 (Female)	1/2 (Female)	1/2 (Female)	1/2 (Female)	3/4 (Female)	3/4 (Female)	3/4 (Female)	3/4 (Female)
Electrical Data	Power Supply		1ph							

Trade Fan Coil Price - Naked - No Valve (Base Unit)			FWP04CFN	FWP05CFN	FWP06CFN	FWP08CFN	FWP10CFN	FWP11CFN	FWP15CFN	FWP17CFN
			£594.00	£620.00	£708.00	£721.00	£848.00	£915.00	£988.00	£1,063.00
Trade Fan Coil Price - Complete with 3-way 230V valve & FWECSAP Power Control Board factory fitted			FWP04 CAFV6V3-S-	FWP05 CAFV6V3-S-	FWP06 CAFV6V3-S-	FWP08 CAFV6V3-S-	FWP10 CAFV6V3-S-	FWP11 CAFV6V3-S-	FWP15 CAFV6V3-S-	FWP17 CAFV6V3-S-
			£1,020.00	£1,005.00	£1,096.00	£1,106.00	£1,249.00	£1,366.00	£1,385.00	£1,455.00

* Alternative valve kits are available to satisfy specific project requirements, please consult Applied Department for further details.

FWP Accessories

Accessory Ref	04	05	06	08	10	11	15	17
3-way 230V on/off valve kits c/w lockshields (Cooling Coil)	E4V2N05OV3WA		E4V2N08OV3WA			E2MV10A6		
	£176.00		£178.00			£180.00		
3-way 230V on/off valve (Heating Coil)		E4VHN08OV3WA			E4VHN17OV3WA			
		£162.00			£169.00			
Pressure Independent Control Valve (2 Pipe Units)		FWBPVPIC2V15		FWBPVPIC2V20		FWBPVPIC2V25		
		£286.00		£336.00		£518.00		
Pressure Independent Control Valve (4 Pipe Units)		FWBPVPIC2V1015	FWBPVPIC2V1515	FWBPVPIC2V2015		FWBPVPIC2V2515		
		£563.00	£572.00	£626.00		£805.00		
Electric Heater	EH060V3A		EH100V36A			EH200V36A		
	£268.00		£272.00			£276.00		
Horizontal Drainpan		EDPD7				EDPD9		
		£25.00				£32.00		
G4 Filter Kit	FG4T1AA		FG4T2AA			FG4T3AA		
	£74.00		£83.00			£93.00		
Plenum Box (Un-insulated) with circular connections	PLT1NAA		PLT2NAA			PLT3NAA		
	£78.00		£107.00			£130.00		
Plenum Box (insulated) with circular connections	PLT1CAA		PLT2CAA			PLT3CAA		
	£102.00		£134.00			£156.00		
Condensate Drain Pump - 750mm Lift - CDRP1A					£180.00			
Split Electronic Controller - Power Control Board - FWECSAP					£114.00			
Split Electronic Controller - Control Panel - FWECSAC					£84.00			
Split Electronic Controller - Touch Screen Control Panel (Black/White/Grey) - FWTOUCHB/W/G					£200.00			
Return Air Sensor - FWTSCA					£11.00			
Humidity Sensor - FWHSKA					£17.00			

Notes:

- The FWECSA can operate up to 256 fan coils as master slave control on RS485 network
- Factory configured FCU orders with <20pcs results in a longer leadtime. We recommend base units & accessory kits from stock are considered with fitting at site by customer for these smaller quantities

FWN-AT/AF

High Static Ducted Fan Coil Units



FWECSA



FWTOUCH

BLDC fan motor unit for horizontal or vertical mounting. Continuous air flow regulation and fan speed modulation

- Up to 70% energy savings with brushless DC motor technology compared to traditional technology
- Instant adjustment to temperature and relative humidity changes
- Low operating sound level
- Highly flexible solutions: multiple sizes, piping topologies and connection valves
- The air filter can easily be removed for cleaning
- Straight duct connector mounted to discharge side
- Available static pressure up to 120Pa at maximum speed

Concealed Ducted Type 2-pipe			FWN04AT	FWN05AT	FWN06AT	FWN07AT	FWN08AT	FWN10AT	FWN12AT	FWN16AT	FWN18AT
Capacity	UK Total Cooling	kW	1.95	2.37	3.07	3.36	3.81	4.19	6.18	8.32	9.25
	Nominal Cooling	kW	3.80	4.65	6.02	6.66	7.58	8.50	12.20	16.80	18.60
	Nominal Heating	kW	4.05	4.83	6.42	7.26	7.88	8.93	12.70	17.30	19.10
Dimensions	Height x Width x Depth	mm	280 x 754 x 559			280 x 964 x 559		280 x 1174 x 559		353 x 1174 x 718	353 x 1384 x 718
Weight		kg	32.5	33.3	40.6	41.7	47.3	48.7	65.3	77.0	79.5
Sound Power	High / Med / Low	dBA	66 / 61 / 54	66 / 61 / 54	69 / 63 / 59	69 / 63 / 61	72 / 67 / 62	72 / 67 / 62	74/67/60	78/73/69	78/73/69
Sound Pressure	High / Med / Low	dBA	59 / 51 / 46	59 / 51 / 46	55 / 55 / 53	55 / 55 / 53	64 / 58 / 55	64 / 58 / 55	67/60/53	69/66/61	69/65/61
Air Flow Rate	High	m³/min	13.43	13.18	20.63	20.05	26.77	26.35	39.60	53.45	52.90
Water Connections		inch	3/4"						1"		
Electrical Data	Power Supply		1ph								

Trade Fan Coil Price	£579.00	£621.00	£1,035.00	£1,097.00	£1,133.00	£1,187.00	£1,520.00	£1,705.00	£1,776.00
----------------------	---------	---------	-----------	-----------	-----------	-----------	-----------	-----------	-----------

Concealed Ducted Type 4-pipe			FWN04AF	FWN05AF	FWN06AF	FWN07AF	FWN08AF	FWN10AF	FWN12AF	FWN16AF	FWN18AF
Capacity	UK Total Cooling	kW	1.93	2.36	3.01	3.31	3.75	4.12	6.1	8.28	9.2
	Nominal Cooling	kW	3.76	4.61	5.91	6.55	7.46	8.35	12.1	16.6	18.6
	Nominal Heating	kW	3.91	3.89	5.72	5.65	7.99	7.94	14.4	19.3	19.2
Dimensions	Height x Width x Depth	mm	280 x 754 x 559			280 x 964 x 559		280 x 1174 x 559		353 x 1174 x 718	353 x 1384 x 718
Weight		kg	34.7	35.5	43.2	44.3	50.3	51.7	71.0	83.0	86.0
Sound Power	High / Med / Low	dBA	66 / 61 / 54	66 / 61 / 54	69 / 63 / 59	69 / 63 / 61	72 / 67 / 62	72 / 67 / 62	74/67/60	78/73/69	78/73/69
Sound Pressure	High / Med / Low	dBA	59 / 51 / 46	59 / 51 / 46	58 / 55 / 53	58 / 55 / 53	64 / 58 / 55	64 / 58 / 55	67/60/53	69/66/61	69/65/61
Air Flow Rate	High	m³/min	13.23	13.07	20.17	19.65	26.22	25.83	38.86	53.11	52.56
Water Connections		inch	3/4"						1"		
Electrical Data		Power Supply	1ph								

Trade Fan Coil Price	£651.00	£714.00	£1,125.00	£1,180.00	£1,238.00	£1,309.00	£1,678.00	£1,875.00	£1,939.00
----------------------	---------	---------	-----------	-----------	-----------	-----------	-----------	-----------	-----------

* Alternative valve kits are available to satisfy specific project requirements, please consult Applied Department for further details.

FWN Accessories

Accessory Ref	04-05	06-07	08-10	12	16-18
2-pipe 3-way 230V on/off valve kits c/w lockshields	ED2MV04A6	ED2MV10A6		ED2MV18A6*	
	£179.00	£179.00		£195.00	
4-pipe 3-way 230V on/off valve kits c/w lockshields	ED4MV04A6	ED4MV10A6		2 x ED2MV18A6*	
	£346.00	£346.00		£390.00	
Pressure Independent 2 Way Valves - 2 Pipe Units	FWDNVPIC2V20		FWDNVPIC2V25	FWDNVPIC2V32	
	£278.00		£349.00	£482.00	
Pressure Independent 2 Way Valves - 4 Pipe Units	FWDNVPIC2V2015		FWDNVPIC2V2520	FWDNVPIC2V3220	
	£493.00		£605.00	£721.00	
Electric Heater (Standard)	EDEH04A6	EDEHS06A6	EDEHS10A6	EDEHS12A6	EDEHS18A6
	£313.00	£454.00	£475.00	£467.00	£525.00
Fresh Air intake Kit	EDMFA04A6	EDMFA06A6	EDMFA10A6	EDMFA12A6	EDMFA18A6
	£811.00	£821.00	£840.00	£963.00	£985.00
G4 Filter Kit	FSDG404A	FSDG406A	FSDG408A	FSDG412A	FSDG416A
	£18.00	£20.00	£22.00	£38.00	£41.00
Vertical Drain Pan	EDDPV10A6			EDDPV18A6	
	£15.00			£18.00	
Horizontal Drain Pan	EDDPH10A6			EDDPH18A6	
	£17.00			£18.00	
Condensate Drain Pump - 750mm Lift		CDRP1A	£180.00		
Split Electronic Controller - Power Control Board		FWECSAP	£114.00		
Split Electronic Controller - Control Panel		FWECSAC	£84.00		
Split Electronic Controller - Touch Screen Control Panel (Black)		FWTOUCHB	£200.00		
Split Electronic Controller - Touch Screen Control Panel (White)		FWTOUCHW	£200.00		
Split Electronic Controller - Touch Screen Control Panel (Grey)		FWTOUCHG	£200.00		
Return Air Sensor		FWTSKA	£11.00		
Humidity Sensor		FWHska	£17.00		

* Only valve and actuator are supplied.

Notes:

- The FWECSA can operate up to 256 fan coils as master slave control on RS485 network
- Factory configured FCU orders with <20pcs results in a longer leadtime. We recommend base units & accessory kits from stock are considered with fitting at site by customer for these smaller quantities

FWF-BT/BF

600 Sq Cassette Fan
Coil Units

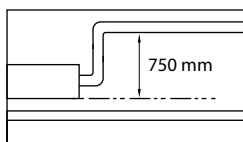
BRC7E530



BRC315D

AC fan motor unit for ceiling mounting.
Possibility to shut 1 or 2 louvres

- Modern style decoration panel in white (RAL9010)
- Compact casing (570mm in width and depth) enables unit to fit flush into ceilings and match standard architectural modules, without cutting ceiling tiles
- Comfortable horizontal auto swing ensures draughtfree operation and prevents ceiling soiling
- Optional fresh air intake
- Possibility to shut 1 or 2 louvres for easy installation in corners
- Standard drain pump with 750mm lift increases flexibility and installation speed



600sq Cassette Type 2-pipe			FWF02BT	FWF03BT	FWF04BT	FWF05BT
Capacity	UK Total Cooling	kW	1.20	1.90	2.50	3.10
	Nominal Cooling	kW	2.00	3.20	4.20	5.20
	Nominal Heating	kW	2.90	4.00	5.40	6.70
Dimensions	Height	mm	260	260	260	260
	Width	mm	575	575	575	575
	Depth	mm	575	575	575	575
Weight		kg	19	19	19	19
Sound Power	High / Low	dBA	44/36	44/36	50/36	55/42
Sound Pressure	High / Low	dBA	31/26	31/26	40/26	45/30
Air Flow Rate	High	m ³ /min	7.9	7.9	11.2	14.9
Water Connections		inch	3/4" BSP Female			
Electrical Data	Power Supply		1 ph			
Chilled Water Cassette Trade Price			£586.00	£625.00	£660.00	£695.00
Decoration Panel Trade Price (BYFQ60B3)			£261.00	£261.00	£261.00	£261.00
Total Cassette Trade Price			£847.00	£886.00	£921.00	£956.00

600sq Cassette Type 4-pipe			FWF02BF	FWF03BF	FWF04BF	FWF05BF
Capacity	UK Total Cooling	kW	1.10	1.60	2.00	2.50
	Nominal Cooling	kW	2.00	2.70	3.50	4.50
	Nominal Heating	kW	3.90	3.80	4.90	6.10
Dimensions	Height	mm	260	260	260	260
	Width	mm	575	575	575	575
	Depth	mm	575	575	575	575
Weight		kg	19	20	20	20
Sound Power	High / Low	dBA	44/36	44/36	50/36	55/42
Sound Pressure	High / Low	dBA	31/26	31/26	40/26	45/30
Air Flow Rate	High	m ³ /min	7.9	7.2	10.4	13.9
Water Connections		inch	3/4" BSP Female			
Electrical Data	Power Supply		1 ph			
Chilled Water Cassette Trade Price			£639.00	£684.00	£713.00	£744.00
Decoration Panel Trade Price (BYFQ60B3)			£261.00	£261.00	£261.00	£261.00
Total Cassette Trade Price			£900.00	£945.00	£974.00	£1,005.00

FWF Accessories

Accessory Ref		List Price
Remote wired controller	BRC315D	£93.00
Wireless remote control cooling only	BRC7E531	£176.00
Wireless remote control heat pump	BRC7E530	£185.00
Remote air sensor	KRCS01-1	£68.00
Unit/Group adapter pcb	KRP4A53	£97.00
Optional pcb for connection to ModBus	EKFCMBCB	£77.00
2-Way 230V on/off valve kit	EKMV2C09B	£87.00
3-Way 230V on/off valve kit	EKMV3C09B	£87.00
Valve control PCB	EKR1C11	£144.00
Installation box for EKR1C11 valve PCB	KRP1BB101	£64.00

Notes:

- i) It is not possible to combine both VRV and water based fan coils on the same F1/F2 line.

FWF Valve Control Requirements

2 pipe unit:

- 1 x valve kit EKMV3C09B, or
- 1 x valve kit EKMV2C09B,
- + 1 x installation box for PCB KRP1BB101
- + 1 x valve control PCB EKR1C11

4 pipe unit:

- 2 x valve kit EKMV3C09B, or
- 2 x valve kit EKMV2C09B,
- + 1 x installation box for PCB KRP1BB101
- + 1 x valve control PCB EKR1C11

FWC-BT/BF

Cassette Fan Coil Units



BRC7F532F



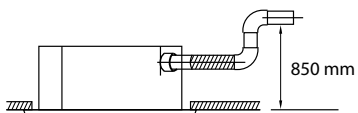
BRC315D

BLDC fan motor unit for ceiling mounting.
360° air discharge

- 360° air discharge ensures uniform air flow and temperature distribution
- Modern style decoration panel in white (RAL9010)
- Optional fresh air intake
- Comfortable horizontal air discharge ensures draught free operation and prevents ceiling soiling



- Possibility to shut 1 or 2 flaps for easy installation in corners
- Standard drain pump with 850mm lift increases flexibility and installation speed



Cassette Type 2-pipe			FWC06BT	FWC07BT	FWC08BT	FWC09BT
Capacity	UK Total Cooling	kW	3.30	4.10	4.30	4.80
	Nominal Cooling	kW	5.80	6.80	7.70	8.70
	Nominal Heating	kW	8.00	8.90	10.60	12.10
Dimensions	Height	mm	288	288	288	288
	Width	mm	840	840	840	840
	Depth	mm	840	840	840	840
Weight		kg	26	26	26	26
Sound Power	High / Low	dBA	43/31	47/33	53/36	57/40
Sound Pressure	High / Low	dBA	29/21	33/22	39/24	43/28
Air Flow Rate	High	m³/min	17.7	20.6	25.4	30.8
Water Connections		inch	3/4" BSP Female			
Electrical Data	Power Supply		1 ph			

Chilled Water Cassette Trade Price	£705.00	£752.00	£795.00	£835.00
Decoration Panel Trade Price (BYCQ140C)	£199.00	£199.00	£199.00	£199.00
Total Cassette Trade Price	£904.00	£951.00	£994.00	£1,034.00

Cassette Type 4-pipe			FWC06BF	FWC07BF	FWC08BF	FWC09BF
Capacity	UK Total Cooling	kW	3.30	4.00	4.30	4.80
	Nominal Cooling	kW	5.80	6.60	7.60	8.70
	Nominal Heating	kW	7.50	8.40	9.70	11.00
Dimensions	Height	mm	288	288	288	288
	Width	mm	840	840	840	840
	Depth	mm	840	840	840	840
Weight		kg	29	29	29	29
Sound Power	High / Low	dBA	43/31	47/33	53/36	57/40
Sound Pressure	High / Low	dBA	29/21	33/22	39/24	43/28
Air Flow Rate	High	m³/min	17.1	19.9	24.6	29
Water Connections		inch	3/4" BSP Female			
Electrical Data	Power Supply		1 ph			

Chilled Water Cassette Trade Price	£883.00	£941.00	£985.00	£1,027.00
Decoration Panel Trade Price (BYCQ140C)	£199.00	£199.00	£199.00	£199.00
Total Cassette Trade Price	£1,082.00	£1,140.00	£1,184.00	£1,226.00

FWC Accessories

Accessory Ref		List Price
Remote wired controller	BRC315D	£93.00
Wireless remote control cooling only	BRC7F533F	£176.00
Wireless remote control heat pump	BRC7F532F	£116.00
Remote air sensor	KRCS01-4	£58.00
Unit/Group adapter pcb	KRP4A53	£97.00
Optional pcb for connection to ModBus	EKFCMBCB	£77.00
Remote on/off control interface kit	EKRORO	£17.00
2-Way 230V on/off valve kit	EKMV2C09B	£87.00
3-Way 230V on/off valve kit	EKMV3C09B	£87.00
Valve control PCB	EKRP1C11	£144.00
Installation box for EKRP1C11 valve PCB	KRP1H98A	£40.00

Notes:

- i) It is not possible to combine both VRV and water based fan coils on the same F1/F2 line.

FWF Valve Control Requirements

2 pipe unit:

- 1 x valve kit EKMV3C09B, or
- 1 x valve kit EKMV2C09B,
- + 1 x installation box for PCB KRP1H98A
- + 1 x valve control PCB EKRP1C11

4 pipe unit:

- 2 x valve kit EKMV3C09B, or
- 2 x valve kit EKMV2C09B,
- + 1 x installation box for PCB KRP1H98A
- + 1 x valve control PCB EKRP1C11

FWT-GT

Wall Mounted Fan Coil Units



MERCA



WRC-HPC

AC fan motor unit for wall mounting

- High aesthetic cabinet design
- Optimum air distribution
- Easy to install
- Wireless remote control up to 9m distance
- 3-speed fan motor
- Wide operating range
- Low operating sound level thanks to tangential fan
- Insulated with self-extinguishing class 1 heat insulation
- Removable washable air filter (self-extinguishing class 1)

Cased High Wall Mount Type 2-pipe			FWT02GT	FWT03GT	FWT04GT	FWT05GT	FWT06GT
Capacity	UK Total Cooling	kW	1.59	1.67	2.10	2.90	3.41
	Nominal Cooling	kW	2.43	2.70	3.31	4.54	5.28
	Nominal Heating	kW	3.22	3.52	4.40	6.01	7.33
Dimensions	Height	mm	288	288	288	310	310
	Width	mm	800	800	800	1065	1065
	Depth	mm	206	206	206	224	224
Weight		kg	10	10	10	15	15
Sound Power	High / Low	dBA	45/36	48/39	55/45	55/47	59/51
Sound Pressure	High / Low	dBA	34/25	35/25	42/32	42/34	42/39
Air Flow Rate	High	m ³ /min	7.36	7.93	10.48	14.43	17.55
Water Connections		inch	1/2	1/2	1/2	1/2	1/2
Electrical Data	Power Supply		1ph				
Trade Fan Coil Price			£293.00	£304.00	£347.00	£421.00	£450.00

Loose Accessories / Options:

Accessory Ref	02-06
Standard wired remote controller	MERCA
	£104.00
Wired remote controller (Heat Pump)	WRC-HPC
	£22.00

Notes:

- i) FWT fan coils are optimised for valveless control in cooling. We would recommend that a field supplied 4-port 3 way valve with 230V non-modulating on/off actuator be fitted if being used for heating only and for more precise control in cooling. A 230v power supply can be taken from the main PCB.

Daikin Air Handling Units

With their Plug & Play design and inherent flexibility, Daikin air handling units can be configured and combined specifically to meet building requirements.

Our systems are designed to be the most environmentally friendly and the most energy-efficient on the market, thus reducing their ecological impact while at the same time keeping costs down through the minimisation of energy consumption.

When combined with the small physical footprint of the system, these features make our air handling units ideal for all markets.



Air Handling Units



Modular AHU application with Daikin DX condensers

Daikin fresh air package

The Daikin fresh air package provides a complete solution, including all unit controls (expansion valve, control box and AHU controller) and sensors factory mounted and configured.

This unique solution allows for Plug & Play connection of our AHU series to Daikin ERQ and VRV condensing units.

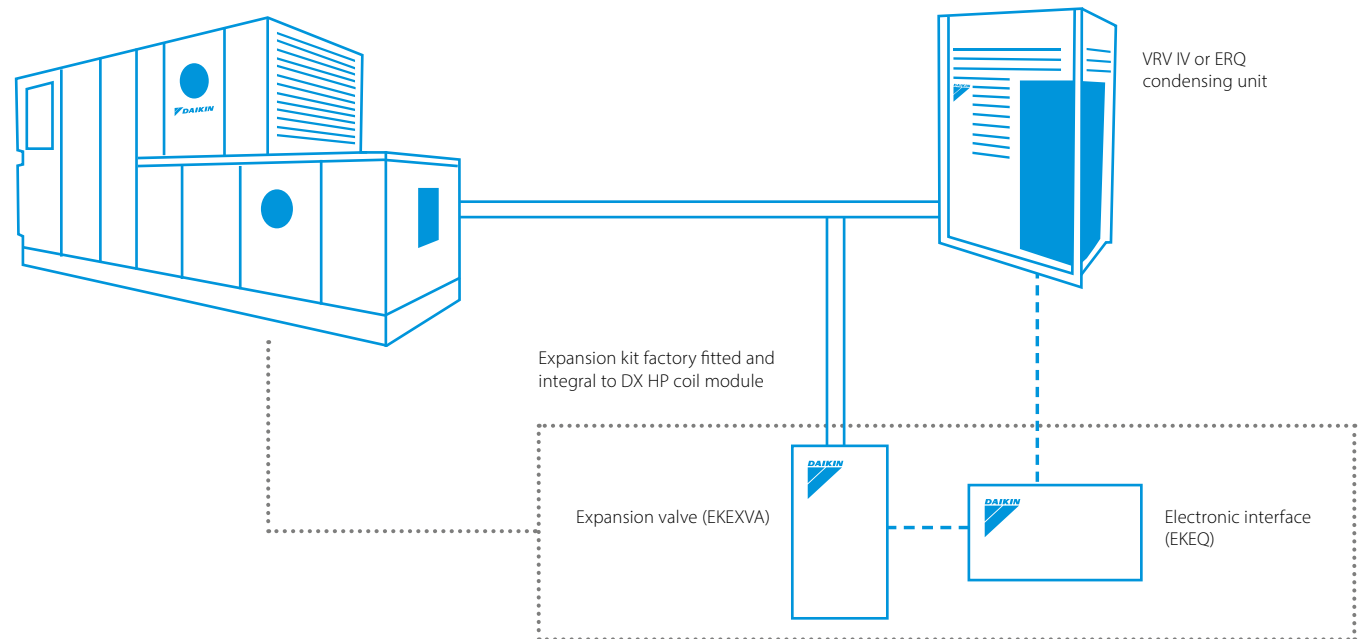
High comfort levels

Daikin ERQ and VRV units respond rapidly to fluctuations in supply air temperature, resulting in a steady indoor temperature and high comfort levels for the end-user. The VRV range delivers the ultimate in comfort by offering continuous heating, even during defrost.

High efficiency

Daikin heat pumps are renowned for their high part load energy efficiency in both cooling and heating operation. Coupled with the AHU airside heat recovery of >75%, the overall system efficiency is increased, with cooling and heating reduced, due to the effective transfer of extracted heat from the internal office environment to the incoming fresh air.

Integrating the AHU into a high ESEER and SCOP one-to-one heat pump application is even more effective since an office system can frequently be in cooling mode while the outdoor air is too cold to be brought inside in an unconditioned state. In this case, heat from the offices is merely transferred to heat up the cold incoming fresh air.



Please refer to pricing of our VRV IV+ RYYQ-U single unit page 148 and ERQ (Page 86) inverter driven condensing unit ranges which are compatible with the Modular AHU.

Daikin fresh air package



ALB

Air Handling Units Modular-L False ceiling heat recovery unit



Highlights

- Six predefined sizes
- Plug & Play control solution
- Compact unit from 280 mm height (for air flow up to 550 m³/h)
- Wide air flow coverage from 150 to 3,400 m³/h
- Right and left configuration
- Pro (open control platform) and Smart (Daikin control platform) version
- Excellent indoor air quality (IAQ). Up to ePM1 80% (F9) filtration level with possibility to have a prefilter up to ePM1 50% (F7) for the best IAQ

Simple, quick installation

The Modular series' Plug & Play design is more than just a convenient feature for installers. It offers cost-saving benefits as there is no need for expensive adjustments before the unit is commissioned. Plug & Play makes everyone's life simpler, safer and more economical.

Please contact your local sales office for further information on selection at different working conditions & supply of consumable spare parts such as replacement filters.

D-AHU Modular L - Base Unit							
Unit Nominal Performance	Size	ALB02*B(S)	ALB03*B(S)	ALB04*B(S)	ALB05*B(S)	ALB06*B(S)	ALB07*B(S)
	Supply/Extract Airflow [m³/s]	0.134	0.293	0.402	0.523	0.764	0.958
	Thermal Efficiency [%]	87.4	87.4	90.1	89.1	90.0	89.1
	Maximum ESP [Pa]	125	115	200	100	220	100
	Nominal Fan Current - Supply and Extract [A]	1.35	2.20	2.20	2.3	2 x 2.2	2 x 2.3
	Nominal Power Input [kW]	0.17	0.50	0.50	0.50	2 x 0.42	2 x 0.43
	SFPv [kW/m³/s]	1.96	2.30	1.98	1.68	2.07	1.72
	Electrical Supply [V-Ph-Hz]	230-1-50					
	Length [mm]	1660	1800	2000	2000	2000	2000
	Width [mm]	920	1100	1600	1600	2000	2000
	Height [mm]	280	350	415	415	500	500
	Weight [kg]	125	180	270	280	355	360
	Duct Connection Size (mm)	250	400	500	500	700	700
	Width	150	200	300	300	400	400
	Height	150	200	300	300	400	400
Sound Power Level - Lw dB(A) ⁽¹⁾		59	65	66	64	69	66
Sound Pressure Level - Lp dB(A) ⁽²⁾		52	58	59	57	62	59
Trade Air Handling Unit Price - Pro Series ⁽³⁾		ALB02*B	ALB03*B	ALB04*B	ALB05*B	ALB06*B	ALB07*B
		£5,309.00	£6,260.00	£8,196.00	£9,178.00	£11,749.00	£12,503.00
Trade Air Handling Unit Price - Smart Series ⁽³⁾⁽⁴⁾		ALB02*BS	ALB03*BS	ALB04*BS	ALB05*BS	ALB06*BS	ALB07*BS
		£4,689.00	£5,647.00	£7,591.00	£8,574.00	£11,147.00	£11,920.00

* Indicates handing of unit, R=Right Hand, L = Left Hand. (S) Indicates Modular Light Smart. ⁽¹⁾ Sound power level breakout (Supply & return air combined). At nominal airflow. ⁽²⁾ Sound pressure level to EN3744, Surrounding, Directivity (Q) = 4 @ 1m distance in non-reverberant field. Allowances on declared values: +/- 3dB. At nominal airflow. ⁽³⁾ Price includes, ePM1 50% (F7) Filter, Mineral wool insulation, Aluzinc internal skin and Aluzinc Pre-Painted external skin. ⁽⁴⁾ Units require BRC1E53C wired remote controller.

Notes: Ancillary modules include silencers, electric frost coils & various heating/cooling coil modules.
Final pricing will be dependent on actual selection configuration and additional modules required. Above pricing will provide a sufficiently accurate indication for budget purposes.
The SFP figure shown in the above table is based at the nominal airflow and nominal ESP shown.

Modular-L Options & Accessories:

Item	Model	Size					
		02	03	04	05	06	07
Compact Filters							
ISO Coarse 55% (G4)	ALF**G4A	£25.00	£28.00	£36.00	£40.00		
ePM10 55% (M5)	ALF**M5A	£73.00	£101.00	£137.00	£165.00		
ePM1 50% (F7)	ALF**F7A	£75.00	£107.00	£139.00	£168.00		
ePM1 80% (F9)	ALF**F9A	£83.00	£111.00	£146.00	£172.00		
Coil Modules***							
Electric Pre-heating (Mod L Smart)	ALD**HEFB	£1,310.00	£1,381.00	£1,857.00	£2,469.00		
Electric pre -heating (Mod L Pro)	ALD**HEFA	£1,628.00	£1,697.00	£2,262.00	£2,963.00		
Electric post - heating***	ALD**HESA	£1,651.00	£1,740.00	£2,686.00	£2,963.00		
Water cooling (post - heating)***	ALD**CWSA	£1,083.00	£1,252.00	£1,514.00	£2,070.00		
Water heating (pre/post - heating)***	ALD**HWUA	£490.00	£513.00	£733.00	£796.00		
Valves***							
2-way water heating	ALV**HW2A	£66.00	£73.00	£97.00	£107.00		
3-way water heating	ALV**HW3A	£82.00	£97.00	£107.00	£111.00		
2-way water cooling	ALV**CW2A	£66.00	£73.00	£97.00	£107.00		
3-way water cooling	ALV**CW3A	£82.00	£97.00	£107.00	£111.00		
Mechanical accessories							
900mm Silencer	ALS**90A	£277.00	£403.00	£547.00	£781.00		
Sliding Rail Access Doors	ALA**RLA	£172.00	£186.00	£210.00	£229.00		
Rectangular to circular duct connection	ALA**RCA	£111.00	£146.00	£182.00	£239.00		
Controls***							
Module Bacnet Pol 908	ALC00908A			£323.00			
Module Modbus Pol 902	ALC00902A			£208.00			
Pol 822 Room Unit	ALC00822A			£139.00			
Module Pol 895 (Commissioning)	ALC00895A			£366.00			
Electrical accessories***							
Modulating Actuator	ALE00AMVA			£301.00			
Sensors***							
CO2	ALP00COA			£612.00			
Humidity (%RH)	ALP00HUA			£353.00			
Temperature	ALP00TEA			£73.00			

Notes: ** Denotes model size number - Where accessories are common across model sizes the larger model dictates accessory code, Example G4 Compact Filter for ALB06 & ALB07 = ALF07G4A

*** These accessories are not compatible with the Modular L Smart Series

ATB

Air Handling Units

Modular-T Top connected heat recovery unit



Highlights

- Five predefined sizes
- Plug & Play control solution
- Compact unit from 550 mm width (for unit up to 1,100 m³/h)
- Wide air flow coverage from 200 to 4,200 m³/h
- Right and left configuration
- Pro (open control platform) and Smart (Daikin control platform) version
- Excellent indoor air quality (IAQ). Up to three filtration stages up to ePM1 80% (F9)
- DX and water coil available as option
- Recirculation mixing damper (option)

Simple, quick installation

The Modular series' Plug & Play design is more than just a convenient feature for installers. It offers cost-saving benefits as there is no need for expensive adjustments before the unit is commissioned. Plug & Play makes everyone's life simpler, safer and more economical.

D-AHU Modular T - Base Unit						
Unit Nominal Performance	Size	ATB03*A(S)	ATB04*A(S)	SB.ATB05*A(S)	SB.ATB06*A(S)	SB.ATB07*A(S)
	Supply/Extract Airflow [m ³ /s]	0.222	0.458	0.639	0.750	1.080
	Thermal Efficiency [%]	89.3	88.3	85.1	85.5	90.8
	Maximum ESP [Pa]	100	100	100	100	100
	Nominal Fan Current - Supply and Extract [A]	1.7	3.39	4.61	5.17	7.87
	Nominal Power Input [kW]	0.39	0.78	1.06	1.19	1.81
	SFPv [kW/m ³ /s]	1.47	1.50	1.49	1.41	1.50
	Electrical Supply [V-Ph-Hz]	230-1-50				
	Length [mm]	1580	1650	2170	2620	2950
	Width [mm]	550	790	790	790	890
	Height [mm]	1600	1600	1900	1850	2050
	Weight [kg]	200	250	400	500	620
	Duct Connection Size (mm) Diameter	4 x 250	4 x 315	4 x 355	4 x 400	4 x 500
	Sound Power Level - Lw dB(A) ⁽¹⁾	57	52	55	55	58
	Sound Pressure Level - Lp dB(A) ⁽²⁾	50	45	48	48	51
Trade Air Handling Unit Price - Pro Series⁽³⁾		ATB03*A	ATB04*A	SB.ATB05*A	SB.ATB06*A	SB.ATB07*A
		£8,554.00	£9,258.00	£11,670.00	£13,601.00	£16,024.00
Trade Air Handling Unit Price - Smart Series⁽³⁾⁽⁴⁾		ATB03*AS	ATB04*AS	SB.ATB05*AS	SB.ATB06*AS	SB.ATB07*AS
		£7,451.00	£8,184.00	£10,723.00	£12,666.00	£15,139.00

* Indicates handing of unit, R=Right Hand, L = Left Hand. (S) Indicates Modular Light Smart. ⁽¹⁾ Sound Power Level Breakout (Supply & Return Air Combined). ⁽²⁾ Sound Pressure Level according to EN3744, Surrounding Directivity (Q=4) at a distance of 1m. ⁽³⁾ Price includes, ePM1 50% (F7) Filter, Mineral wool insulation, Aluzinc internal skin and Aluzinc Pre-Painted external skin. ⁽⁴⁾ Units require BRC1E53C wired remote controller.

Notes: Ancillary modules include Silencers, Electric Frost Coils & various Heating/Cooling Coil Modules.
Final pricing will be dependent on actual selection configuration and additional modules required. Above pricing will provide a sufficiently accurate indication for budget purposes.
The SFP figure shown in the above table is based at the nominal airflow and nominal ESP shown.

Modular-T Options & Accessories:

	Item	Model	Size				
			03	04	05	06	07
Compact Filters	ISO Coarse 55% (G4)	ATF**G4A	£43.00	£46.00	£57.00	£64.00	£76.00
	ePM10 55% (M5)	ATF**M5A	£110.00	£116.00	£128.00	£139.00	£162.00
	ePM1 50% (F7)	ATF**F7A	£110.00	£116.00	£130.00	£141.00	£164.00
	ePM1 80% (F9)	ATF**F9A	£112.00	£118.00	£132.00	£143.00	£166.00
Coil Modules***	DX Coil Right Handed	ATD**UDSAR	£974.00	£1,198.00	£1,541.00	£1,644.00	£2,175.00
	DX Coil Left Handed	ATD**UDSAL	£974.00	£1,198.00	£1,541.00	£1,644.00	£2,175.00
	Water Coil Right Handed	ATD**UWSAR	£1,099.00	£1,271.00	£1,612.00	£1,810.00	£2,245.00
	Water Coil Left Handed	ATD**UWSAL	£1,099.00	£1,271.00	£1,612.00	£1,810.00	£2,245.00
	Electric Preheating	ATD**HEFAU	£1,159.00	£1,358.00	£1,470.00	£1,637.00	£1,919.00
	Electric Preheating (Smart Version)	ATD**HEFBU	£1,215.00	£1,510.00	£1,600.00	£1,718.00	£1,962.00
	Water Pre-Heating	ATD**HWFUAU	£438.00	£565.00	£691.00	£833.00	£1,099.00
	Water Post Heating Right Handed	ATD**HWSAR	£758.00	£821.00	£941.00	£1,078.00	£1,283.00
	Water Post Heating Left Handed	ATD**HWSAL	£758.00	£821.00	£941.00	£1,078.00	£1,283.00
	Electric Post Heating	ATD**HESAU	£651.00	£983.00	£1,007.00	£1,056.00	£1,091.00
	2 Way Water Cooling	ATV**CW2A	£87.00	£95.00	£101.00	£109.00	£122.00
	3 Way Water Cooling	ATV**CW3A	£143.00	£146.00	£158.00	£198.00	£213.00
Valves***	2 Way Water Heating	ATV**HW2A	£87.00	£95.00	£101.00	£109.00	£212.00
	3 Way Water Heating	ATV**HW3A	£143.00	£146.00	£158.00	£198.00	£213.00
Mechanical accessories	600mm Silencer	ATA**60A	£304.00	£339.00	£398.00	£406.00	£535.00
	Mixing Damper***	ATA**MDA	£125.00	£125.00	£155.00	£186.00	£195.00
	External Damper***	ATA**EDA	£95.00	£114.00	£158.00	£200.00	£251.00
Controls***	Module Bacnet Pol 908	ALC00908A			£323.00		
	Module Modbus Pol 902	ALC00902A			£208.00		
	Pol 822 Room unit	ALC00822A			£139.00		
	Module Pol 895 (Commissioning)	ALC00895A			£366.00		
Electrical accessories***	Frost Switch	ATE00FSUA			£155.00		
	Modulating Actuator For Dampers	ATE00AMVA			£303.00		
	Modulating Actuator For Valves	ATE00AMDA			£301.00		
	Digital PCB For External Accessories	ATE00DPUA			£556.00		
Sensors***	CO2	ALP00COA			£612.00		
	Humidity (%RH)	ALP00HUA			£353.00		
	Temperature	ALP00TEA			£73.00		

Notes: ** Denotes model size number -

*** These accessories are not compatible with the Modular T Smart Series

ADT

Air Handling Units



Modular-R AHU with high efficiency Rotary Heat Exchanger



Energy efficiency and indoor air quality

- Ten predefined sizes
- IE4 premium efficiency motor
- High efficiency heat wheel (heat recovery)
- Compact design
- Advanced control features
- Easy installation
- Indoor air quality compliant with VDI 6022 hygiene guideline
- Operating limits from -25 °C, -40 °C with electric heaters, up to +46 °C ambient temperature
- VRV IV and ERQ coupling capability
- Indoor and outdoor versions
- Free cooling capability
- Economy and Night mode operation
- Bacnet & Modbus modules available as an option

Fan type

- Available with EC brushless fan or inverter driven plug fan
- Air flow or pressure control
(Variable Air Volume – Constant Air Volume)
- Nominal air flow programmed at factory
- Reduced noise with option NRLS

Simple, quick installation

The Modular series' Plug & Play design is more than just a convenient feature for installers. It offers cost-saving benefits as there is no need for expensive adjustments before the unit is commissioned. Plug & Play makes everyone's life simpler, safer and more economical.

		D-AHU Modular R - Base Unit c/w Thermal Wheel & DX Module									
Unit Nominal Performance	Size	ADT01FCD1	ADT02FCD1	ADT03FCD1	ADT04FCD1	ADT05FCD1	ADT06FCD1	ADT07FCD1	ADT08FCD1	ADT09FCD1	ADT10FCD1
	Supply/Extract Airflow [m³/s]	0.42	0.52	0.97	1.43	1.86	2.05	2.80	3.63	4.07	5.83
	Temp Efficiency Winter [%]	80.50	81.90	80.30	80.90	80.60	81.00	80.40	79.60	80.70	80.00
	Temp Efficiency Summer [%]	79.90	81.20	79.70	80.30	80.00	80.40	79.70	79.00	80.10	79.40
	ESP nominal [Pa]	250	250	250	250	250	250	250	250	250	250
	Nominal Fan Current - Supply/Extract [A]	3.3/3.3	3.1/3.1	1.9/1.9	4.1/4.1	3.8/3.8	4.0/4.0	9.0/9.0	7.7/7.7	4.0/4.0	9.0/9.0
	Power Input Supply, Nominal [kW]	0.46	0.58	1.06	1.59	1.99	2.26	3.06	3.88	2 x 2.25	2 x 3.18
	Power Input Extract, Nominal [kW]	0.45	0.56	1.02	1.54	1.93	2.18	2.94	3.74	2 x 2.18	2 x 3.05
	SFPv [kW/m³/s]	2.00	2.00	1.97	2.00	1.94	1.99	1.97	1.94	1.99	1.97
	Electrical Supply [V-Ph-Hz]	230-1-50	230-1-50	400-3+N-50	400-3+N-50	400-3+N-50	400-3+N-50	400-3+N-50	400-3+N-50	400-3+N-50	400-3+N-50
	Length [mm]	2400	2400	2500	2620	2780	2980	3100	3150	2980	3100
	Depth [mm]	720	820	990	1200	1400	1400	1600	1940	1940	2300
	Height (Including Base Frame) [mm]	1320	1320	1540	1740	1740	1920	1920	2180	2460	2570
	Weight [kg]	385	414	555	667	848	895	1070	1501	1606	1986
	DX Total Cooling Capacity [kW]	3.9	4.6	8.7	13.0	16.9	18.6	25.4	34.1	37.8	52.9
	Sound Power Level - Lw dB(A)	73	76	74	78	79	79	84	81	81	88
Trade Air Handling Unit Price		POA	POA	POA	POA	POA	POA	POA	POA	POA	POA
Matched Air Cooled Condensing Unit	Model	-	-	-	ERA125AV / ERA125AY	ERA140AV / ERA140AY	ERA200AYF	ERA250AYF	ERA300AYF	2 x ERA200AYF	2 x ERA250AYF

		D-AHU Modular R - Base Unit c/w Thermal Wheel & CHW Module									
Unit Nominal Performance	Size	ADT01FCW1	ADT02FCW1	ADT03FCW1	ADT04FCW1	ADT05FCW1	ADT06FCW1	ADT07FCW1	ADT08FCW1	ADT09FCW1	ADT10FCW1
	Supply/Extract Airflow [m³/s]	0.42	0.51	0.96	1.42	1.86	2.04	2.81	3.63	4.06	5.83
	Temp Efficiency Winter [%]	80.70	82.00	80.40	81.00	80.60	81.10	80.40	79.60	80.80	80.00
	Temp Efficiency Summer [%]	80.10	81.30	79.80	80.30	80.00	80.40	79.70	79.00	80.10	79.40
	ESP nominal [Pa]	250	250	250	250	250	250	250	250	250	250
	Nominal Fan Current - Supply/Extract [A]	3.3/3.3	3.1/3.1	4.6/4.6	4.1/4.1	3.8/3.8	4.0/4.0	9.0/9.0	7.7/7.7	4.0/4.0	9.0/9.0
	Power Input Supply, Nominal [kW]	0.46	0.58	1.11	1.59	2.02	2.29	3.13	3.95	2 x 2.28	2 x 3.25
	Power Input Extract, Nominal [kW]	0.44	0.55	1.05	1.52	1.93	2.17	2.95	3.74	2 x 2.17	2 x 3.05
	SFPv [kW/m³/s]	2.00	1.99	2.00	2.00	1.94	1.99	1.98	1.94	2.00	1.97
	Electrical Supply [V-Ph-Hz]	230-1-50	230-1-50	400-3+N-50	400-3+N-50	400-3+N-50	400-3+N-50	400-3+N-50	400-3+N-50	400-3+N-50	400-3+N-50
	Length [mm]	2400	2400	2500	2620	2780	2980	3100	3150	2980	3100
	Depth [mm]	720	820	990	1200	1400	1400	1600	1940	1940	2300
	Height (Including Base Frame) [mm]	1320	1320	1540	1740	1740	1920	1920	2180	2460	2570
	Weight [kg]	383	413	555	668	850	900	1074	1499	1601	1988
	Total Cooling Capacity [kW]	3.0	3.6	6.8	10.2	13.3	14.7	19.8	26.5	29.2	41.5
	Outdoor Unit Nominal Cooling Power Input [kW]	-	-	2.56	3.9	5.52	5.8	7.47	9.45	12.7	15.1
	Sound Power Level - Lw dB(A)	74	76	77	78	79	79	85	81	81	88
Trade Air Handling Unit Price		POA	POA	POA	POA	POA	POA	POA	POA	POA	POA
Matched Air Cooled Reverse Cycle Chiller	Model	EWYA004 DV3P-H	EWYA004 DV3P-H	EWYA008 DV3P-H	EWYA011 DW1P-H	EWYA014 DW1P-H	EWYT016CZ	EWYT021CZ	EWYT025CZ	EWYT032CZ	EWYT040CZ

Notes:

Sound power level - Supply air unit outlet.
 Data sheets for above selections are available on request.
 Ancillary modules include dual or single silencers, electric or lphw frost coils, humidifier & various heating/cooling coil modules.
 Full selections available from your Daikin Sales Engineer.
 Final pricing will be dependent on actual selection configuration and additional modules required. Above pricing will provide a sufficiently accurate indication for budget purposes.

Please contact your local sales office for further information on selection at different working conditions and supply of consumable spare parts such as replacement filters.

ADT

Air Handling Units



Modular-P AHU with high efficiency Plate Heat Exchanger



Energy efficiency and indoor air quality

- Ten predefined sizes
- IE4 premium efficiency motor
- High efficiency plate heat exchanger for heat recovery, all aluminium construction eliminates cross contamination of air flows
- Compact design
- Advanced control features
- Easy installation
- Indoor air quality compliant with VDI 6022 hygiene guideline
- Operating limits from -25 °C, -40 °C with electric heaters, up to +46 °C ambient temperature
- VRV IV and ERQ coupling capability
- Indoor and outdoor versions
- Free cooling capability
- Economy and Night mode operation
- Bacnet & Modbus modules available as an option

Fan type

- Available with EC fan or inverter driven plug fan
- Air flow or pressure control
(Variable Air Volume – Constant Air Volume)
- Nominal air flow programmed at factory
- Reduced noise with option NRLS

Simple, quick installation

The Modular series' Plug & Play design is more than just a convenient feature for installers. It offers cost-saving benefits as there is no need for expensive adjustments before the unit is commissioned. Plug & Play makes everyone's life simpler, safer and more economical.

		D-AHU Modular P - Base Unit c/w Plate Heat Exchanger & DX Module									
Unit Nominal Performance	Size	ADT01ECD1	ADT02ECD1	ADT03ECD1	ADT04ECD1	ADT05ECD1	ADT06ECD1	ADT07ECD1	ADT08ECD1	ADT09ECD1	ADT10ECD1
	Supply/Extract Airflow [m³/s]	0.50	0.61	0.98	1.31	1.67	1.89	2.33	3.51	4.02	5.28
	Temp Efficiency Winter [%]	91.70	91.90	91.30	91.10	90.80	91.30	91.10	91.10	91.40	91.10
	Temp Efficiency Summer [%]	82.70	83.10	82.10	81.80	81.50	82.10	81.80	81.90	82.30	82.90
	ESP Nominal [Pa]	250	250	250	250	250	250	250	250	250	250
	Nominal Fan Current - Supply/Extract [A]	3.3/3.3	3.1/3.1	1.9/1.9	3.0/3.0	3.8/3.8	4.0/4.0	5.3/5.3	7.7/7.7	4.0/4.0	5.3/5.3
	Power Input Supply, Nominal [kW]	0.5	0.65	1.01	1.4	1.75	2.02	2.44	3.71	2 x 2.15	2 x 2.77
	Power Input Extract, Nominal [kW]	0.52	0.67	1.06	1.47	1.86	2.1	2.55	3.88	2 x 2.24	2 x 2.92
	SFPv [kW/m³/s]	1.88	1.98	1.94	2.00	2.00	2.00	1.98	2.00	2.00	1.99
	Electrical Supply [V-Ph-Hz]	230-1-50	230-1-50	400-3+N-50	400-3+N-50	400-3+N-50	400-3+N-50	400-3+N-50	400-3+N-50	400-3+N-50	400-3+N-50
	Length [mm]	2730	2900	3310	3360	3500	3910	4040	4540	4760	4890
	Depth [mm]	720	820	990	1200	1400	1400	1600	1940	1940	2300
	Height (Including Base Frame) [mm]	1320	1320	1540	1740	1740	1920	1920	2180	2460	2570
	Weight [kg]	402	421	591	695	882	956	1082	1618	1894	2305
	DX Total Cooling Capacity [kW]	5.0	6.2	10.0	13.6	17.4	19.6	24.4	36.8	42.3	55.00
	Sound Power Level - Lw dB(A)	72	77	74	77	77	77	78	81	81	82
	Trade Air Handling Unit Price	POA	POA	POA	POA	POA	POA	POA	POA	POA	POA
Matched Air Cooled Condensing Unit	Model	-	-	ERA100AV / ERA100AY	ERA125AV / ERA125AY	ERA200AYF	ERA200AYF	ERA250AYF	ERA300AYF	2 x ERA200AYF	2 x ERA250AYF

		D-AHU Modular P - Base Unit c/w Plate Heat Exchanger & CHW Module									
Unit Nominal Performance	Size	ADT01ECW1	ADT02ECW1	ADT03ECW1	ADT04ECW1	ADT05ECW1	ADT06ECW1	ADT07ECW1	ADT08ECW1	ADT09ECW1	ADT10ECW1
	Supply/Extract Airflow [m³/s]	0.50	0.60	0.98	1.29	1.67	1.89	2.33	3.51	4.26	5.28
	Temp Efficiency Winter [%]	91.70	92.00	91.30	91.10	90.80	91.30	91.10	91.10	91.20	91.10
	Temp Efficiency Summer [%]	82.70	83.20	82.10	81.90	81.50	82.10	81.80	81.90	82.00	81.80
	ESP nominal [Pa]	250	250	250	250	250	250	250	250	250	250
	Nominal Fan Current - Supply/Extract [A]	3.3/3.3	3.1/3.1	4.6/4.6	3.0/3.0	3.8/3.8	4.0/4.0	5.3/5.3	7.7/7.7	4.5/4.5	5.3/5.3
	Power Input Supply, Nominal [kW]	0.52	0.66	1.12	1.42	1.82	2.1	2.54	3.85	2 x 2.36	2 x 2.90
	Power Input Extract, Nominal [kW]	0.52	0.65	1.11	1.44	1.86	2.1	2.55	3.88	2 x 2.36	2 x 2.92
	SFPv [kW/m³/s]	1.90	1.95	2.00	2.00	2.00	2.00	1.98	2.00	2.00	2.00
	Electrical Supply [V-Ph-Hz]	230-1-50	230-1-50	400-3+N-50	400-3+N-50	400-3+N-50	400-3+N-50	400-3+N-50	400-3+N-50	400-3+N-50	400-3+N-50
	Length [mm]	2730	2900	3310	3360	3500	3910	4040	4540	4760	4890
	Depth [mm]	720	820	990	1200	1400	1400	1600	1940	1940	2300
	Height (Including Base Frame) [mm]	1320	1320	1540	1740	1740	1920	1920	2180	2460	2570
	Weight [kg]	401	420	591	696	885	961	1086	1616	1893	2308
	Total Cooling Capacity [kW]	3.9	4.8	8.0	10.9	14.0	16.0	19.3	29.2	35.4	43.3
	Outdoor Unit Nominal Cooling Power Input [kW]	1.27	1.61	2.57	3.9	5.8	5.8	7.59	13.5	13.5	15.4
	Sound Power Level - Lw dB(A)	73	77	77	77	78	77	78	81	81	83
	Trade Air Handling Unit Price	POA	POA	POA	POA	POA	POA	POA	POA	POA	POA
Matched Air Cooled Reverse Cycle Chiller	Model	EWYA004 DV3P-H	EWYA006 DV3P-H	EWYA008 DV3P-H	EWYA011 DW1P-H	EWYT016CZ	EWYT016CZ	EWYT021CZ	EWYT032CZ	EWYT032CZ	EWYT040CZ

Notes:

Sound power level - Supply air unit outlet.

Data sheets for above selections are available on request.

Ancillary modules include dual or single silencers, electric or lphw frost coils, humidifier & various heating/cooling coil modules.

Full selections available from your Daikin Sales Engineer.

Final pricing will be dependent on actual selection configuration and additional modules required. Above pricing will provide a sufficiently accurate indication for budget purposes.

Please contact your local sales office for further information on selection at different working conditions and supply of consumable spare parts such as replacement filters.

Daikin Service for Applied Products

Chiller and AHU Commissioning

Daikin UK offers a full commissioning service for our Applied Product ranges to ensure these products are set up to perform as designed from equipment start-up. Equally, this service can be offered to fulfil seasonal commissioning requirements to optimise system operation.

Model	Description	Net Price
UK.FSCC/SMALL	Commissioning for small size chiller <90kW (price per chiller)	£1,000.00
UK.FSCC/MEDIUM	Commissioning for medium size chiller 90-999kW (price per chiller)	£1,353.00
UK.FSCC/LARGE	Commissioning for chiller large >1000kW ~ (price per chiller)	£1,529.00
UK.FSC/ADT	Commissioning For Modular AHU (Price per AHU)	£750.00
UK.FSC/ADT/CH	Commissioning For Modular AHU and <70kW Chiller (Price per AHU)	£877.00
UK.FSC/ADT/DX1	Commissioning For Modular AHU and 1 x ERQ Condensing Unit (Price per AHU)	£877.00
UK.FSC/ADT/DX2	Commissioning For Modular AHU and 2 x ERQ Condensing Unit (Price per AHU)	£1,313.00

Notes:

i) Commissioning is mandatory on all Chillers except for Mini Chillers as indicated on the product overview pages 282 - 285

Daikin On Site Chiller and AHU Remote Monitoring

Daikin's remote cloud server collects operational data 24/7 from the control system of a Daikin chiller or air handling unit plant. Daikin then turns this real time data into useful information on a web user interface which can be viewed using standard web browsers, making it suitable for any web-compatible device accessed by users with predefined access roles.

Three versions of access levels are available: a PREMIUM version that offers full functionality (10 year data history, 500 data points, leak detection, trend analysis, etc.); a PARTNER version that offers core features (1 year data history and 200 data points); and a CONNECT version that offers core features (one year data history and 100 data points), suitable for smaller air handling units and chillers).

You can trust Daikin's remote monitoring to be secure in all aspects such as data privacy, data storage security and data transport.

The primary benefit of Daikin's remote monitoring system is that your system's data and process data are collected and stored centrally during the system's lifecycle. The data is available whenever needed to make evaluations and to provide valuable information about the system's operating state, reliability and efficiency.

Daikin's remote monitoring is designed to:

- Increase uptime, reduce unscheduled interruptions
- Optimise efficiency and reduce energy waste
- Increase lifetime and avoid wear by misuse
- Give insight into the optimum use of equipment, including advice from a Daikin expert

Combine Daikin's remote monitoring with a service programme best suited to your needs.

Model	Description	Net Price
UK.FS.DOS/PREMIUM	DoS Premium Version (Access per Chiller or AHU)	£365.00
UK.FS.DOS/PARTNER	DoS Partner Version (Access per Chiller or AHU)	£255.00
UK.FS.DOS/CONNECT	DoS Connect Version (Access per Chiller or AHU)	£115.00
UK.FS.DOS/INSTALL	One off cost per Chiller for installation of Modem if not undertaken at commissioning or existing unit	£378.00
UK.FS.DOS/MODEM	One off cost per Chiller for Modem if Option 155 (DoS Modem) not factory mounted If LAN available on site, Modem not required	£278.00

Note: Sim Card to be supplied by Daikin.

When Daikin on-Site is fitted and activated, license is obligatory.

With LAN plugged directly into the chiller controller, DoS Modem is not required.

Please contact your regional service department for further information on these services.

Chiller and AHU Service and Maintenance

Daikin UK maintenance contracts ensure that the HVAC equipment is supported to keep it operating in peak condition. Our services aim to prevent small maintenance issues from becoming catastrophic system breakdowns that disrupt your customers' business operations.

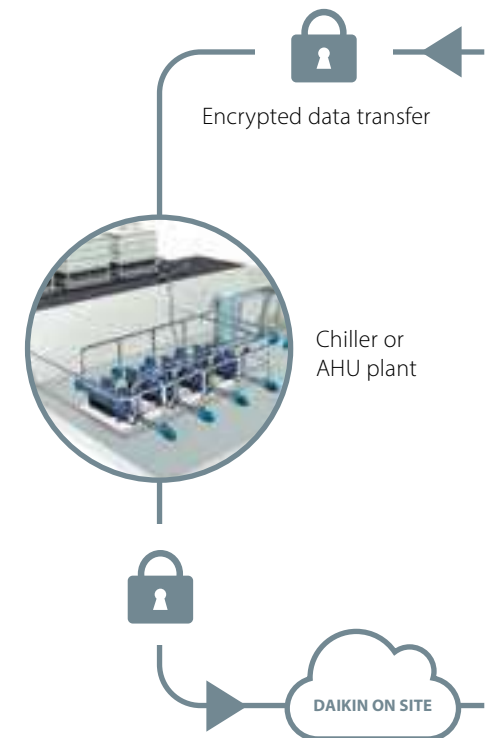
Savings can be achieved by mitigating unexpected downtime and unnecessary equipment failures due to wear & tear

Longer life is achievable through preventative maintenance, lowering the cost of ownership allowing your business to focus resources elsewhere

Smarter functionality through regular inspections keeps the equipment in optimum condition for precise environmental control, minimising operational costs and reducing the number of unexpected breakdowns

Regulatory compliance F-Gas and quality checks are performed and recorded to ensure the safe operation of the equipment

For more information on our Service and Maintenance packages visit daikin.co.uk/service or contact our service team on servicesales@daikin.co.uk



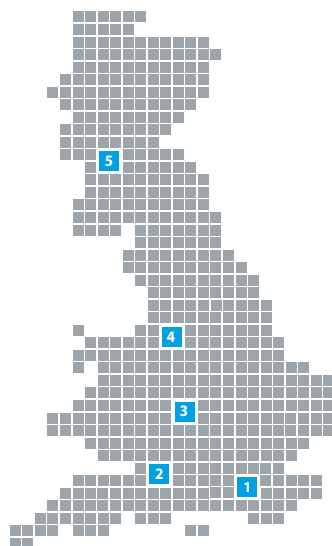


Training & Services

Training Around the UK	328
National Solutions Centre	331
Terms and Conditions	333

Working with Daikin

Training Around the UK



daikintraining.co.uk

1 National Technology Centre

21 Woking Business Park
Albert Drive, Woking
Surrey GU21 5JY

2 Bristol Training Academy

Daikin Airconditioning UK Limited
Maple House, Brotherswood Court
Great Park Road, Almondsbury
Bristol BS32 4QW

3 Birmingham Training Academy

Daikin Airconditioning UK Limited
2470 Regents Court, The Crescent
Birmingham Business Park
Birmingham B37 7YE

4 Manchester Training Academy

Daikin Airconditioning UK Limited
17b Cobra Court, Blackmore Road
Manchester M32 0QY

5 Glasgow Training Academy

Daikin Airconditioning UK Limited
Unit 2, Glasgow Airport Business Park
Marchburn Drive
Paisley PA3 2SJ

Daikin UK is committed to supporting our partners' business development, and training is a crucial aspect of this growth. By helping your teams develop their skills on the latest low carbon systems, Daikin and our partners can successfully grow together, while supporting the UK's ambition to achieve a Zero Carbon economy.

Daikin offer a wide range of courses focusing on installation, commissioning, maintenance, service and fault-finding. The courses are delivered at our regional training Academies or online.

Alongside our regular courses, short web-based training sessions can also be delivered for customers looking for refresher courses on specific products, where previous product course attendance pre-requisites have been fulfilled.

Book training courses online at daikintraining.co.uk, where you can view the available training topics and dates available at our training Academies around the UK.

Daikin Altherma training courses can be completed online via live streaming modules or as full-day courses at our training Academies in Woking, Bristol, Birmingham, Manchester and Glasgow.

To find out when courses are scheduled online via Live Streaming and in person at Daikin UK regional training Academies, or to check availability and book a place, please go to the Daikin UK booking website at daikintraining.co.uk

Once registered, you will have an individual training account to help you keep a log of training undertaken and print off training certificates.



National Technology Centre

The Technology Centre in Woking is Daikin's largest training and demonstration facility in the UK, over two floors covering an area close to 1000m². The facility is able to hold three training events at one time, with additional equipment demonstration facilities and a dedicated suite for conducting web-based live training events.

The centre covers training for VRV5 Heat Recovery, VRV Heat Pump, Water Cooled VRV, Rooftops, Auto Cleaning Products, Controls including ITM, working with R-32, and a variety of Split & Sky Air R-32 systems. A dedicated controls area demonstrates the many different configurations for individual and centralised controls and BMS interface options available on Daikin systems.

The first floor is dedicated to Heating products with working bays containing a wide selection of systems to allow for practical hands-on training of commissioning and fault diagnosis.

Courses are delivered either online or at one of our regional training Academies. To check availability and book a place, please go to the Daikin UK booking website at **daikintraining.co.uk**

To view our latest training courses,
please go to daikintraining.co.uk

LCL Awards Level 3 training

Daikin UK now offers the DUK-H25: LCL Awards Level 3 Award in the Installation and Maintenance of Air Source Heat Pump Systems (non-refrigerant circuits).

This industry-leading training, delivered by experts on cutting-edge equipment, will help installers become fully competent in the installation of Heat Pumps.

The course is covered by two days of training followed by one day of assessment, including online multi-choice theory exams and practical assessments.

LCL Awards is one of the Building Services Engineering (BSE) sectors foremost awarding organisations and certification bodies.

The objective of this qualification is for learners to demonstrate they are competent in accordance with legislation regulations and industry standards.

Pre-requisites for ASHP Installer Course: N/SVQ Level 2/3 in a relevant trade and WRAS Water Regulations/ Water Byelaws or equivalent. Heating installers with a minimum of three years of experience installing wet central heating systems, evidenced either by manufacturer courses certification or Gas Safe Register, OFTEC, MCS or HETAS registration.

Other LCL Awards available

DUK-H26	Water regulations
DUK-H29	Level 3 Award in Low Temperature Heating and Hot Water Systems in Dwellings
DUK-H25	Level 3 Award in the Installation and Maintenance of Air Source Heat Pump Systems (non-refrigerant circuits)




National Solutions Centre

Meeting the increased demand for high quality, bespoke solutions across the UK, Daikin UK is committed to working with you to tailor our systems and solutions to your exact requirements.

At our brand new National Solutions Centre in Thornbury, Bristol, Daikin UK is pleased to offer a range of bespoke solutions. These cover Split & Sky Air, VRV and Altherma product ranges, as well as customised accessories and controllers to enhance and improve system performance. The experts in our National Solutions Centre offer a wealth of experience in unit modification and made-to-order solutions for customers across the whole of the UK. As a result, we have seen an increase in the demand for bespoke solutions.

Our innovative solutions have been created with ease of installation and optimisation of the end-user experience, from vinyl condenser wraps to strip and rebuild of VRV systems. All these modifications maintain the units' CE marking.



Wrapping

Daikin UK's condenser wrapping service is a unique offering, in which bespoke patterned vinyl wraps are applied to disguise or make a feature of outdoor condenser units.

Based on customer photographs, a high quality printed vinyl wrap with laminate cover will be carefully applied to the unit. This will then be delivered to the customer site from the National Solutions Centre.

Lead time: 2-3 weeks from receipt of photo
Applicable units: All outdoor condensers

Typical modifications include:

- Condenser wrapping
- Repainting indoor and outdoor units
- Strip and rebuilds
- Blygold coating
- Cassette collars
- Creating weather-proof enclosures for VAM Total Heat Exchangers
- Adding multi-box valves
- Precision Piping Method for VRV systems
- Customisation of controls
- Plenums



Bespoke re-sprays

If you require units in customised shades for aesthetic or planning reasons, we offer a unit repainting service to any specified RAL or BS finish.

Our offering provides a uniform, long-lasting and professional finish. This service usually takes 2-3 weeks (from receipt of the unit in our workshop) and is available for all units.

Lead time: 2-3 weeks
Applicable units: All



Strip and rebuild

Strip and rebuild offers the benefit of time and cost savings by having VRV outdoor units delivered to site in portable components, so that they can be transported to the roof without the need for cranes and road closures. For more information, please refer to page 139.

Lead time: 3 weeks
Applicable condensers: All VRV condensers

Blygold treatment for heat exchangers

Daikin UK offers additional treatment for Heat Exchangers to protect against corrosion and pollution, ensuring the long term efficiency of the units.

We apply a Blygold treatment to the coil and fins. This is recommended for salt-laden air (coastal) projects or areas in which high levels of pollutants can create a barrier between the air and the heat exchanger.

Lead time: 2-3 weeks
Applicable units: All condensers

To discuss your requirements for tailored solutions, please contact your Daikin representative, who will liaise with the National Solutions Centre to provide you with a quote and lead time.

Indoor Unit Additions

Cassette collars

For use with Roundflow cassettes VRV/SkyAir

Daikin UK now offers bespoke ceiling cassette collars for use where there is insufficient ceiling void depth to install a traditional cassette. The latest range of cassette collars has been designed to be robust, durable and easy to install.

The new bespoke cassette collars are compatible with both VRV and Sky Air Compact Roundflow Cassettes, High COP Roundflow Cassettes and are available in three depths: 50mm, 100mm and 150mm.

Weatherproof enclosure – VAMs

VAM-FC/J8

Weatherproof enclosures for VAM Total Heat Exchangers

In situations where VAM units will not fit in a ceiling void, weatherproofing options allow VAM units to be installed on a roof and then ducted into the space requiring fresh air, allowing more types of property to benefit from improved indoor air quality. These enclosures are fitted to the VAM units by our National Solutions Centre, so they arrive on site ready for you to connect to the ductwork.

The enclosures are rated to IP44 to prevent ingress of the British weather from interfering with the operation of the unit. Please note that pre-heaters cannot be used with the enclosures. Weatherproofing is available for all J8 and FC series units.

Lead time: up to 6 weeks



Multi box with valves

New modifications available for VRV Multi BS box with isolation valves

Further increasing the flexibility of the Multi BS boxes, we are now able to offer the full range of Multi BS boxes with pre-installed valves, which allow indoor units to be added without altering system pipework. New indoor units can be added without removing refrigerant from the rest of the system, avoiding the need to pump down/vac out/recharge the whole system.

Lead time: 3-5 weeks

Precision Piping Method (PPM)

Precision Piping Method for VRV systems

Daikin PPM is a new method of piping manufacture for VRV installations, in which pipework preparation, bending, brazing and testing are completed in factory controlled conditions, before the pipework sections are delivered to site.

For more information, please see page 189.

Controls

Daikin offers customisation of controls including:



- kWhr meter panels for monitoring the electrical power consumption of VRV systems
- Refrigerant leak detection systems for category class A spaces
- Madoka remote controller shrouds to avoid the need for wall redecoration when a controller is replaced
- Madoka wired touch screen remote controller finishes in brushed chrome, polished chrome and polished brass
- Automatic changeover panels for use with Split & Sky Air

Lead time: usually 3-4 weeks



Plenums

Daikin UK now offers supply air and return air plenums to allow connection of 200mm flexible ductwork to FXSQ-A, FBA-A, FXDQ, FDXM, FXMQ, FXSA-A and FXDA-A series units. Plenums are applicable to all Sky Air and VRV systems and are available from stock at the National Solutions Centre.



Ultimate Air Ltd

Terms and Conditions of Sale

1. TERMS OF CONTRACT

1.1 These Terms and Conditions of Sale shall be incorporated into all contracts of sale made by Ultimate Air Ltd registered in England (hereinafter referred to as "The Company") for the sale of any goods. Any printed or other terms of conditions used by the person, firm or company placing the order (hereinafter referred to as the "Customer") are excluded. The Company shall not be bound by any terms or conditions in the Customer's order. If the Customer's order contains any terms and conditions then these Terms and Conditions of Sale shall take precedence over such terms and conditions in the Customer's order, which shall be deemed deleted without notice.

1.2 Amendment of any contract can only be made by agreement between the parties and to bind the company must be made in writing and signed by an authorised official of the company. Any such amendment will entitle The Company to adjust the price and delivery dates appropriately.

2. QUOTATIONS AND ACCEPTANCE OF ORDERS

No quotation by the company shall constitute an offer. Quotations may be withdrawn at any time. The Company shall be bound by an order only upon issue of The Company's standard acknowledgement of order form. The Company shall not be obliged to accept any order and reserves its entire discretion in this respect.

3. SPECIFICATION

Goods will be supplied in accordance with the manufacturer's standard specification for the relevant type. The manufacturer reserves the right to make such improvements to and modifications of such specification as it or its suppliers think desirable in all circumstances.

4. PACKAGING

The specification for packaging the products shall be entirely at the discretion of The Company who shall have the right to pack all products in such manner and with such materials and in such quantities as it in its absolute discretion thinks fit and shall not be obliged to comply with any packaging instructions or requests of the Customer.

5. DELIVERY AND RISK

5.1a) In the case of all UK sales involving delivery within the UK the goods will be delivered by The Company to the Customer's premises. Goods shall be at the Customer's risk immediately on delivery into the Customer's premises (or into custody on Customer's behalf if sooner) and should be insured accordingly.

5.1b) Unless otherwise agreed, in the case of all non-UK sales involving delivery outside the UK the goods will be delivered FOB to the premises or port nominated by The Company. Risk of loss and damage to the goods shall pass to the Customer upon delivery FOB the place nominated by The Company. The goods shall, once the risk has passed to the Customer, in accordance with this clause be and remain at the Customer's risk at all times unless and until The Company has retaken possession of the goods and the Customer shall insure accordingly.

5.2 A delivery schedule should be agreed with The Company prior to placing the order. While The Company will endeavour to comply with such or any other agreed time(s) for delivery, The Company shall not in any circumstances be liable for any failure to do so.

5.3 The Company reserves the right to charge carriage, insurance and storage in cases where the Customer refuses to accept delivery of goods supplied by The Company in response to a duly authorised order received from the Customer.

5.4 Goods shall be signed for on receipt, any alleged shortages, discrepancies or damage must be notified to The Company within 15 days of receipt of goods by notice in writing for the attention of Credit Dept.

6. PROPERTY AND RISK

6.1 The Company shall retain title to the goods until it has received payment in full of all sums due in connection with the Contract or any other account. For these purposes The Company has only received a payment when the amount of that payment is irrevocably credited to its bank account.

6.2 The Customer shall store goods owned by The Company in such a way that they are clearly identifiable as The Company's property and shall maintain records of such goods identifying them as The Company's property. All goods supplied by The Company in the Customer's possession shall be presumed to belong to The Company (unless the Customer can prove otherwise).

6.3 Until title to the goods has passed to the Customer in accordance with Clause 6.1 The Company shall be entitled to trace the proceeds of sale of any goods owned by The Company. Such proceeds shall be held by the Customer on trust for The Company and at The Company's request will be paid into a separate bank account.

6.4 Customer will not give less than fourteen days' notice to The Company before applying to the Court or appointment of an administrator. Failure to give such notice shall be deemed to be a fundamental breach of the Contract.

6.5 Customer's right to possession of the goods will cease at the earliest of the following dates.

6.5.1 The date of a notice given under Clause 6.4 or the latest date on which such notice should have been given.

6.5.2 The date on which the Customer commits any act or makes any omission which would entitle a receiver to take possession of any asset or would entitle any person to present a petition for winding up or to apply for an administration order in respect of the Customer or any event referred to in Clause 6.6 occurs.

6.6 If the Customer fails to make any payment to The Company when due, compounds with its creditors, executes an assignment for the benefit of its creditors, commits any act of bankruptcy or, being a company, enters into voluntary or compulsory liquidation or has a receiver, manager, administrator or administrative receiver appointed over all or parts of its assets or takes or suffers any similar action in consequence of a debt or becomes insolvent or if The Company has reasonable cause to believe that any of these events is likely to occur The company shall have the right, without prejudice to any other remedies

6.6.1 To enter without prior notice any premises where goods owned by it may be, and to repossess and dispose of any goods owned by it, so as to discharge any sums owed to it by the Customer under this or any other contract;

6.6.2 To require the Customer not to resell or part with possession of any goods owned by The Company until the Customer has paid in full all sums owed by it to The Company under this or any other contract, and

6.6.3 To withhold delivery of any undelivered goods and stop any goods in transit.

6.7 Unless The Company expressly elects otherwise, any contract between it and the Customer for the supply of goods shall remain in existence notwithstanding any exercise by The Company of its rights under Clause 6. The Customer shall be responsible for any costs and expenses incurred by The Company in exercising its rights under this Clause 6.

6.8 Nothing in this Clause 6 shall give the Customer any right to return the goods, The Company may sue the Customer for the price when due (without prejudice to its other rights hereunder) notwithstanding that the property in the goods may not have passed to the Customer.

7. PRICE AND PAYMENT

7.1 Unless agreed separately and in writing by The Company the price of the goods shall be the price ruling in The Company's current Trade Price List at date of despatch. The Company has the right to alter the prices contained in the Trade Price Lists at any time without prior notice and it shall notify the Customer of any price variations before despatch of the goods and the Customer shall be entitled upon receiving notification of such variation to cancel the Contract by written notice to The Company delivered within 7 days of such notification without incurring liability to The Company.

7.1.1 Unless otherwise agreed in writing all money due to The Company shall be paid by the end of the month following the date of the invoice. Any sums unpaid shall thereafter bear interest at 2% per calendar month accruing from day to day.

7.1.2 Unless otherwise agreed in writing for sales destined for export outside the UK payment by the Customer shall be made by irrevocable letter of credit, confirmed by a first class London or Scottish clearing bank at least ten days prior to the scheduled delivery date.

7.1.3 Should the Customer make default in any payment or commit any act of bankruptcy or be the subject of a bankruptcy petition or execute an assignment for the benefit of his creditors, or being a company, enter into voluntary or compulsory liquidation or suffer a Receiver or Administrator to be appointed over all or any part of his or its assets then without prejudice to any other rights or remedies The Company may at its option without incurring any liability cancel any undelivered or uncompleted portion of the Contract or cancel any other contract with the Customer and stop any goods in transit, and may without prejudice to any other rights demand immediate payment of any outstanding amounts which shall thereupon become due and payable.

8. GUARANTEE AND EXCLUSIONS

8.1 The goods will be subject to the standard form of guarantee for the relevant products. The Company may amend its guarantee from time to time on giving written notice to the Customer and the Customer will utilise such replacement guarantee and no other from the date of notice, including in respect of existing stock of The Company goods.

8.2 In view of the giving by The Company of such guarantee it is agreed between The Company and the Customer that the following are fair and reasonable.

8.2.1 All terms conditions and warranties which might otherwise be implied into the Contract are excluded, save anything implied by Section 12 of the Sale of Goods Act 1979 (Warranty as to Title) as amended from time to time.

8.2.2 The Customer does not and has not relied upon The Company's skill or judgement or on any representation made by or on behalf of The Company in connection with the Contract and/or the goods unless such representation was contained in any printed specification or technical data published by The Company, or was given in writing and signed by a director of The Company.

8.2.3 The Company shall not in any event be liable in connection with any representation unless the same was contained in any printed specification or technical data published by The Company, or was given in writing and signed by a director of The Company.

8.2.4 The guarantee and the remedies expressly set out shall be the full extent of The Company's liability which will not in any event exceed the cost of repair, replacement or credit, at The Company's option, of the goods. The Company shall not in any circumstances be liable for any other loss or damage whatsoever, including any consequential loss or any loss of profit, earnings or receipts or

increased costs howsoever arising in any way in connection with the contract or the goods. This limit shall not apply to breach of the implied warranty of title negligently caused death or personal injury or liability of The Company under the Consumer Protection Act 1987 to a person injured by a defective product.

9. RETURNED GOODS

9.1 The Customer shall be responsible for the cost of carriage and insurance in respect of all goods returned by the Customer to The Company for service or credit which goods shall be at risk of the Customer until actual receipt thereof by The Company.

9.2 The Company will not accept returned goods for credit or rectification unless such return has been authorised in writing by the appropriate department of The Company or otherwise confirmed in accordance with that department's returns procedure and the goods are received by The Company in stock condition and The Company reserves the right to determine at its sole discretion whether to accept the return of the goods or whether to rectify the goods or whether to issue a credit note in respect thereof.

10. CANCELLATION

Orders, once accepted, cannot be cancelled without mutual written agreement, in which case the Customer agrees to indemnify The Company for all loss suffered by it as a result of cancellation.

11. TECHNICAL INFORMATION AND TRADEMARKS

11.1 All technical information, specifications and drawings and any confidential information of any kind coming into the possession of the Customer in connection with any of The Company's products remain the property of The Company and shall not be used by the Customer other than for the performance of any contract between The Company and the Customer. All documents shall be returnable on request.

11.2 All information of a technical nature and particulars of goods and performances given by The Company are given in good faith, but no responsibility is accepted by The Company for their accuracy and their supply shall not be used to found liability on The Company's part.

11.3 The Customer shall not do any act in relation to the goods to which Section 6 of the Trade Marks Act 1938 (as amended) applies, namely the Customer shall not:-

11.3.1 Apply any trade mark of which The Company is the proprietor or registered user ("The Company Trade Mark") to the goods after they have suffered any alteration in their state or condition, get-up or packing;

11.3.2 Alter, partly remove or partly obliterate any The Company Trade Mark;

11.3.3 Apply any other trade mark to the goods;

11.3.4 Add any other matter in writing that is likely to injure the reputation of any The Company Trade Mark.

12. AVAILABILITY OF GOODS

Delivery is subject to the availability of the goods and if, owing to non-availability of such goods or any other cause beyond the control of The Company, The Company shall be unable to carry out its obligations hereunder it shall be entitled to determine this Contract forthwith by giving notice in writing to the Customer to that effect.

13. SEVERABILITY

In the event that any of these Conditions or any part of any of them shall be held to be invalid or unenforceable, such invalidity or unenforceability of such condition or part thereof shall not affect the validity and enforceability of all remaining Conditions and parts of Conditions.

14. PROPER LAW AND JURISDICTION

14.1 This Contract shall in all respects be governed by English Law.

14.2 The Customer submits to the non-exclusive jurisdiction of the English Courts, without prejudice to the right of The Company to bring any action before any other courts having jurisdiction.

Ultimate Air Ltd

Notes

Notes



Ultimate Air Ltd

Godstone Vineyard, Quarry Road, Godstone, Surrey RH9 8DQ

Tel: 01883 745001

Fax: 01883 745009

Email: sales@ultimateair.co.uk

www.ultimateair.co.uk

